

Survey Manual

Listening to Young Lives at Work: COVID-19 Phone Survey 2021

Listening to Young Lives at Work:

2021 Phone Survey

Survey Manual

Listening to Young Lives at Work:	1
2021 Phone Survey	1
Survey Manual	1
INTRODUCTION	4
SECTION 1. STUDY COMPONENTS, SURVEY DOCUMENTS, LOGISTICS AND MATERIALS	4
a) Team, roles and equipment	4
Fieldwork team and roles	4
Equipment and Material	6
b) Calendar and workload	7
SECTION 2. TRAINING AND PILOT	8
a) Training of the Enumerators	8
b) Pilot	9
SECTION 3. BASIC INSTRUCTIONS FOR THE ENUMERATORS	11
a) Getting ready: setting up phone, headset and tablet/laptop	11
b) Assigning workflow	11
c) What to do if?	12
d) At the end of every day	15
e) At the end of every week:	16
f) Some additional useful tips	16
SECTION 4. DATA MANAGEMENT	17
Data collection workflow	17
Accessing the SurveyCTO collect app from your device	17
Logging in to the SurveyCTO collect app.....	17
Loading and filling in a new blank form/survey using SurveyCTO	18
Saving a form	19
Opening a previously saved form.....	19
Validating a form	20
Finalizing a form	21
Send finalized form/s	21
Resubmitting finalized forms	22
Field supervisor/data manager workflow	22
Decrypting data	23
Monitoring incoming data.....	24
Reviewing and correcting submissions	24

Exporting data	27
Transfer data from the country data manager to the Oxford data manager	28
SECTION 5. PROTOCOLS	29
a) Before starting the call	29
b) Some general guidelines when contacting the respondent:	29
a) Priority to list and call by phone	29
c) Protocol fourth call: Talking to the YL Index Individual	31
d) Protocol fifth call	33
SECTION 6. ETHICAL CONSIDERATIONS, RECIPROCITY AND SAFEGUARDING	36
a) Ethical considerations	36
b) Reciprocity: Compensation.....	37
c) An introduction to Safeguarding.....	39
d) Code of Conduct	39
e) Disclosure of Malpractice in the Workplace (Whistleblowing) Policy	41
SECTION 7. SURVEY MANUAL.....	44
1. Fourth call	44
Section 0 – Data Handler at the beginning of the survey.	44
Section 1 – Introduction	45
Section 2 – Survey	52
Section 3 – Locating information and contact info	64
Section 4 – Comments.....	67
Section 5 – Enumerator Statement.....	67
2. Fifth call.....	68
Section 0 – Data Handler at the beginning of the survey.	69
Section 1 – Introduction	70
Section 1.5 - Marital status, household roster, pregnancy.....	75
Section 2 – Individual Health and COVID-19	78
Section 3 – Socio-economic Status.....	81
Section 4 – Economic Shocks	84
Section 5 – Social programmes	85
Section 6 – Food Security - short module	86
Section 7 – Anthropometric Measures (Peru and Vietnam only).....	88
Section 8 – Health, physical activity and food intake for the Study of Obesity, Nutrition, Genes and Social factors (SONGS)	89
Section 9 – Current Education.....	93
Section 10 – Employment and Earnings.....	98
Section 11 – Trust, attitudes and planning	107
Section 12 – Subjective Well-being and Mental Health.....	108
Section 13 – Locating and contact information	110
Section 14 – Household GPS (India, Peru and Vietnam only)	115
Section 15 – Data matching consent.....	120
Section 16 – Comments.....	121
Section 17 – Enumerator Statement.....	122
ANNEX	123
Survey References	129
Fifth Call.....	129

INTRODUCTION

The COVID-19 pandemic is continuing to have substantial implications for the population around the world, both in developed and developing countries. Same as last year, the current scenario makes it very difficult to plan for a round of in-person visits to Young Lives (YL) families in 2021. Therefore, we decided, once again, to reach the YL families through a phone survey with the promise to get back and visit them in person as soon as the situation improves and is stable, for the main Round 6 survey. The purpose of the YL COVID-19 survey is to capture the medium-term impacts of COVID-19 on education and transitions to higher education; on labour market and participation in income generating activity; on the welfare of the household (economic consequences, food security and consumption, overall health, and access to public programs to cope with the pandemic) and on the mental wellbeing of the YL respondents.

As a continuation of the 2020 Phone Survey, which was done in three calls, the 2021 Phone survey will take place in two steps:

- A fourth phone call with the YL respondents to follow up on the last call last year (October-December 2020) and explain the need to postpone Round 6 again. This call will briefly cover migration, marital status, household composition and household access to vaccination. It will also include an invitation to participate in the following survey, which will cover a much broader range of topics. This survey is planned to be 15-30 minutes long.
- A fifth call to administer the main phone survey. This call will include some of the time sensitive questions asked during the 2020 calls to better understand whether the respondent's situation has changed in the meanwhile. It will also cover a reduced version of what we had planned to cover in Round 6. This fifth call is planned to be 45 minutes long.

SECTION 1. STUDY COMPONENTS, SURVEY DOCUMENTS, LOGISTICS AND MATERIALS

a) Team, roles and equipment

Fieldwork team and roles

The role of each one of the key team members varies slightly across countries. Overall, they are as follows:

1. **Principal Investigator (PI)**. The PI is responsible for the overall management and technical leadership of the research study i.e., managing, monitoring, and ensuring smooth functioning of the study. He/she oversees the overall field work activities, provides strategic guidance, and ensures that high quality data is collected. The PI will participate in the training sessions, and weekly feedback sessions to discuss progress. Among other things, the PI contributes to the assessment of ethical cases, the supervision of data collection and data quality. In the case of India, the PI is also responsible for financial, personnel and other related aspects of the research project.
2. **Field Coordinator (FC)** is responsible for coordinating, consolidating, and ensuring the smooth implementation of field related work activities, assigning households/survey sites to the respective enumerators as per the agreed protocol and ensuring adherence to logistics, human resources, administration and research ethical procedures. The FC will oversee all fieldwork and report back to the management team frequently and act as a liaison between the field team and the team in the office. S/he is also responsible for providing all materials

required for the fieldwork and for coordinating the logistics required for the fieldwork. The FC closely works with the PI by constantly appraising research work. In the case of Ethiopia, the work of FC is covered by the Project Coordinator and PI.

3. **Data Manager (DM).** The Data Manager is responsible for all the data i.e., preparing the tablets with the appropriate programs and files. The DM is responsible for monitoring the progress of all field data received, providing feedback to the enumerators if there are inconsistencies, administering quality checks as per the protocols and any directions from the international Data Manager. The DM closely works with the FC and reports progress on all data management to the PI.

4. Enumerators:

- **Ethiopia:** 12 enumerators will be recruited. In recruiting the enumerators, priority will be given to those who have worked as supervisors in the previous rounds of YL surveys. When the required number of enumerators are not fulfilled with the previous supervisors, the best individuals who worked as enumerators in earlier YL survey rounds will be considered. In selecting the enumerators, issues such as the familiarity of the enumerators with the YL households and the sites, and knowledge of local languages will be considered.
- **India:** 13 enumerators will be recruited. The enumerators will be organized in 7 teams and each team will comprise of two enumerators. Each team is headed by a Field Supervisor, who has worked with Young Lives since Round 1, and who will work as Enumerator in the Phone Survey and one Investigator, who worked in earlier rounds, and who will be recruited specifically for this task. Each team will have one female enumerator.
- **Peru:** 14 enumerators will be recruited; all of them have previous experience collecting data for the Young Lives study and 11 of them participated in the 2020 Phone Survey.
- **Vietnam:** 15 enumerators will be recruited to participate in the phone survey. Priority will be given to enumerators who have participated in previous YL survey rounds.

5. Other support staff:

- **Ethiopia**
 - Project Coordinator (PC): The PC will be responsible for ensuring the smooth running of the fieldwork in coordination with the FC. She/he will provide both the administrative and financial support to the fieldwork and the research team. In consultation with key departments in PSI and with the PI, the PC will ensure the timely recruitment of the FC and enumerators required for the field work, make purchase orders for materials to be procured, and place payment orders required for field work.
 - Financial Assistant and other Administrative Assistants: PSI Finance will assign a Financial Assistant to follow up payments to field workers and the research staff.
- **India**
 - An Administrative Assistant will be assisting the PI in her work relating to the research project.
- **Peru**
 - Research assistants (RAs): the two RAs will provide support to data management; analysis of survey data in real-time; and technical support to enumerators.
 - Communication Officer: one of the RAs will be in charge of the design of the consultation guide and YL website for the phone survey; she will provide feedback about communication procedures and participate in weekly feedback sessions.
- **Vietnam**

- Research assistants: Team of Vietnam employs a research assistant to provide general support to the PI and Data Manager when needed.
- Communication Officer: will be in charge of the Young Live website for the phone survey. She is responsible for the communications aspect of Young Lives Vietnam research products.

Equipment and Material

Equipment

Each field operator must have/be provided with:

1. A **Smartphone**, with an Unlimited Calling Plan (India)/mobile (or sim) cards (Ethiopia and Vietnam)/Internet plan (Peru). The smartphone should have enough high-speed Gbs to connect to Zoom/Teams for a meaningful number of hours each month. The Zoom apps and Teams app, WhatsApp (India, Peru and Vietnam)/Telegram (Ethiopia)¹ should be installed.²
2. A pair of Cell Phone Headsets.
3. **Tablet/laptop** (prepared as for regular fieldwork).³
4. CAPI program installed;
5. [**Ethiopia**] LTE USB Stick for internet connection: this will be provided to each enumerator to have internet access to share the data with the data manager.

The equipment will be delivered as follows:

- **Ethiopia:** As most of the enumerators are available in Addis Ababa, all the materials will be handed over in person. Enumerators who come from the regions, especially from SNNP, will come and collect the materials.
- **India:** Either collected in person at CESS or directly delivered to each enumerator at their home address.
- **Peru:** Directly delivered to each enumerator at their home address.
- **Vietnam:** Enumerators will receive equipment at the General Statistics Office.

Materials

1. Internet access:
 - a. **Ethiopia:** the DM will be provided with 4G Internet access with 10GB monthly. The enumerators will also be provided with an LTE USB Stick with 8GB monthly Internet access.
 - b. **India:** Enumerators will be given a package (for their mobile) with unlimited talk time and Internet facility.

¹ Telegram is the common social media platform in Ethiopia which our fieldworkers can use.

² **Ethiopia:** The fieldworkers have smartphones, and they will be using their own phones for the survey
India: all Supervisors and Investigators have a smartphone (in a couple of cases a smartphone will be provided), so there is no need to purchase any for them. They will be provided with an unlimited calling plan.

Peru: 7 smartphones will be purchased (Samsung Galaxy A10S 32GB with a 6-month plan) as the team has 8 smartphones already

Vietnam: 30 sim cards (15 sim cards of Viettel network, 15 sim cards of Vinaphone network) will be purchased with a data plan of 15 USB 4G.

³ **Ethiopia:** 15 tablets will be hired from other projects.

India: 16 Laptops purchased for the Phone survey during 2020 will be used for the 4th and 5th call survey in 2021)

Peru: 14 Samsung tablets (Galaxy Tab A 10.1" Black + Cover Book (Android)).

Vietnam: 17 laptops.

- c. **Peru:** each enumerator will access the Internet through their tablets using their smartphone as a hotspot. The Internet must be used only for survey related work.
 - d. **Vietnam:** as in the previous rounds the enumerators will be provided with USB 4G for Internet connection.
2. Phone, headset and tablet/laptop. India will buy new headsets for all the enumerators with two more as a standby.
 3. Contact Sheet for each of the assigned YL respondents.
 4. Assigned workflow (list of participants per each fieldworker): list of participants of the Younger and Older cohort who reported a phone number (one or more) in the last tracking exercise.
 5. CAPI questionnaire for the Younger Cohort and the Older Cohort installed in the tablet/laptop. The CAPI programs will include the protocol for each call, the consent script and an enumerator's declaration. Additional information on protocols to use in specific cases is provided in section 5 of this manual.
 6. Notebook.
 7. Pen.
 8. 2020 Consultation guide (updated if necessary)

b) Calendar and workload

Calendar

The two 2021 phone calls are planned as follows:

- Fourth call: starting on August (week 1), ending in September (week 1)
- Fifth call: starting on October (week 1), ending in December (week 2)

Workload per Fieldworker: Each country team will deploy 12-15 enumerators. The workload for each enumerator will be an average of 180 young people; a maximum of 8 interviews per day for the fourth call and a maximum 5 interviews per day for the fifth call (the workload per fieldworkers will vary slightly across the two phone calls).

- **Ethiopia:** deploys 12 Enumerators. Each enumerator will conduct between 180-190 interviews: a maximum of 8 interviews per day for the fourth call and 5 interviews per day for the fifth call.
- **India:** deploys 13 Enumerators. Each enumerator will conduct around 200 interviews, with an average of 6-8 interviews per day for the fourth call and a maximum of 3 interviews per day for the fifth call. Respondent-Enumerators gender will be matched (i.e. female respondents will be interviews only by female enumerators and the opposite for males).
- **Peru:** deploys 14 Enumerators each of them with a similar responsibility in terms of workload (number of calls). The workload for each enumerator will be on average of 170 young people (including both cohorts); 5-6 interviews per day for the fourth call and 3 interviews per day for the fifth call.
- **Vietnam:** deploys 15 Enumerators, 3 Enumerators per province. Each Enumerator will conduct on average 170-180 interviews. On average, there will be 6-7 interviews per day for the fourth and fifth calls.

SECTION 2. TRAINING AND PILOT

a) Training of the Enumerators

The Enumerators' training will be divided into two parts. The first training session will be held ahead of the fourth call and the second training session will be held ahead of the fifth call.

Timing and duration. The first training session is planned for the second and fourth week of July. This training session will cover the new CAPI platform Survey CTO and the call 4 survey.

Modality

- **Ethiopia:** meetings not exceeding fifty people are allowed but proper precautions need to be taken, such as ensuring social distance is maintained, face masks and hand sanitizers are used etc. Enumerators for Addis Ababa, Amhara, and Oromia are all in Addis Ababa. Enumerators from SNNP will also be called to Addis Ababa and hence, training can be provided to all the fieldworkers face to face.
- **India:** in person training will be held in the CESS office under the close supervisor of FC and PI. In case of partial/complete lockdown, the training will be conducted through Zoom or Google Meeting Room. All the Enumerators and core faculty including DM have internet access.
- **Peru:** due to the epidemiological situation (although the vaccination process has begun and the number of COVID cases/deaths continue a downward trend, the health system remains overwhelmed) and the need of social distancing, all training will be conducted remotely using Zoom.
- **Vietnam:** For the context prior to Call-4, the public regulations allowed training Survey-CTO to be conducted offline, as previously. Later development of pandemic, however, led to application of social distancing. The fieldworker trainings in Calls 4&5 conducted through Zoom.

Content and schedule of training for the Fourth call

Training should cover the following topics and needs to be largely based on this document.

Content of training

- Getting ready for the phone call (section 1 and section 3)
- Contact sheet (section 4)
- Ethical considerations and reciprocity (section 6)
- Protocols to follow (section 5)
- How to deal with challenging situations (section 5)
- Verbal consent (section 5)
- Compensation/ Contribution (section 6)
- Data Transfer (Section 4)
- The content of the survey (section 7)

Schedule of training

Ahead of the training, each enumerator should have read at least part of the materials in advance (survey content, consultation guide, phone survey protocol) and possibly the full manual. The equipment and manual will be provided to them by the third week of July.

Each team should put together its own schedule. In the Annex the schedule proposed by the Vietnam team for both Survey CTO training and the fourth call survey, is provided as an example.

TIPS ON SURVEY TRAINING

- Make sure that the enumerators have plenty of time to get familiar with the survey questionnaire and the new data collection platform, SurveyCTO.
- Consider using interview dramatizations to explain protocols and how to face challenging situation or respond to requests coming from the respondents, and how to deal with ethical cases.
- Consider practicing among enumerators by splitting them in pairs and alternating roles (interviewer and respondent).

b) Pilot

The pilot is considered crucial. Aims of the pilot: i) understanding challenges related to the nature of the questions asked; ii) becoming familiar with the instruments, protocols and new survey modality; iii) final check of the CAPI program.

In this case, we ask the country teams to send a report back to Oxford as the pilot is completed.

The remainder of this section refers to the pilot only.

Sample size and selection of respondents.

- **Ethiopia:** each Enumerator has to conduct a pilot with 2 non-sample respondents, making the total pre-pilot sample 24. The Enumerators will select the interviewees who closely resemble the YL sample in terms of age, gender and living conditions.
- **India:** each Enumerator has to conduct 5 non-sample respondents (2 Older cohort age group – one male and one female) and 3 Younger cohort age group with at least one female (total sample size for the pre-pilot: 65 individuals)
- **Peru:** each Enumerator has to conduct a pilot with 2 non-sample respondents, making the total pre-pilot sample 28. As much as possible we will try to contact the same respondents that helped us with the pre-pilot last year, which includes young people from Lima and other regions.
- **Vietnam:** The pilot will be conducted as part of the training. Supervisors and enumerators will conduct the pilot. A total of 80-100 individuals will be interviewed (with respondents of the same age as the YC and OC).

Modality

All Enumerators, who will be involved in the survey, will need to be involved in the piloting phase.

- **Ethiopia:** all the field workers will conduct the pre-pilot from home as PSI is currently renewing the building and as a result, offices are not accessible till the end of August.
- **India:** the training and pre-pilot will be conducted in the CESS office under the close supervisor of the FC and PI. In case of partial/ complete lockdown, the training and pre-pilot will be conducted from home and the team will use Zoom or Google Meeting Room to communicate.
- **Peru:** Given that only a small proportion of the population has been vaccinated against COVID, enumerators will be working from home during 2021, including for the pilot. 11 of the 14 Enumerators were part of the team of the 2020 phone survey. The pre-pilot will take place

over 1 day, in the last week of July (possibly on the 27th of July, in the morning, with a debriefing session in the afternoon).

- **Vietnam:** In case of lockdown the pre-pilot (as per the training) will be conducted from home and the team will use Zoom to communicate.

SECTION 3. BASIC INSTRUCTIONS FOR THE ENUMERATORS

a) Getting ready: setting up phone, headset and tablet/laptop

Before starting every call, you should make sure that:

1. You are in a comfortable and quiet environment where there is a good network for your mobile phone and electrical connection.
2. You have a fully charged tablet/laptop with the correct version of the CAPI pre-installed. If you are unsure about which version of the survey you should be using, please ask your field supervisor to clarify this.
3. Your tablet/laptop has the correct date and time set and is fully charged.
4. You have a fully charged phone, loaded with enough airtime and subscribed minutes to be able to reach all the participants you have to call in one day.
5. You have a charging facility near you, i.e., an extension cable and charger.
6. Your headphones are working.
7. You have your contact sheet of the participants assigned to you who you will need to call that day and a respondent's plan.
8. You have the tracking sheets for each participant you are going to call.
9. You have a notebook and pen.
10. You have a water dispenser near you.
11. You have access to the internet to transfer the data to the data manager following the process described above.
12. You have the survey manual and protocols with you, in case you need to refer to it for questions.
13. You have a copy of the consultation guide with you.

Important: everyone will be assigned a tablet/laptop, charger, phone and headphones. You will be responsible for these supplies throughout the entire duration of the project. If you have any issues, even small ones, you should immediately inform the fieldwork co-ordinator.

b) Assigning workflow

Assigning workflow

Each Enumerator should be provided with the assigned workflow, i.e. the list of participants assigned to each fieldworker. For the fourth call, this list is built from the R6 tracking and will include all YC and OC individuals who reported a phone number (one or more) in the last tracking exercise.

The main criteria is to match each Enumerator to the sites they are familiar with, and to the participants they have interviewed before, either during the 2021 Phone Surveys or the Round 6 tracking (by phone or in person). This will facilitate the rhythm of the interview and is especially important for ethical cases and/or when language is a consideration.

Ethiopia: Three Enumerators will be assigned to each region. Within each region, one of the Enumerators will interview all the OC respondents and the other two Enumerators will interview the YC respondents.

India: Each team will be assigned to a specific district. The Supervisor will distribute half of the assigned work to the partner Enumerator together with the complete list of index children along with their contact numbers. Each of them will conduct between 100-150 YC interview and 50-75 Older Cohort

interview. In general, female investigators will interview female YL participants, as we have planned for gender matching in each of the teams.

Peru: each Enumerator's workload is composed of participants of the Younger Cohort and Older Cohort. At the moment, we are not anticipating any additional criteria. Those enumerators that participated in the phone survey last year will be assigned the same group of participants, while the new enumerators will inherit the workload of the enumerators they are replacing.

Vietnam: we will assign three Enumerators in each province. The assignment of YL respondents to each Enumerator will depend on the number of the YL children in each district and geography (provinces/cities where YL children are living).

Contact Sheet

The Contact Sheet contains a summary of the most important data from the young participant, his/her parents/responsible adults and their contacts, collected in the Round 6 tracking. The information we find in this sheet is:

- a) **CHILDCODE:** YL participant identification code, formerly known as PE
- b) **Ethical/Special Case:** If the box is checked, it is an Ethical Case. Before starting any action, talk to FC and DM, to find out details of the case.
- c) **Name:** The name(s) and surnames (paternal and maternal) of the young participant.
- d) **Sex:** It will be noted; specifying Male or Female.
- e) **Date of Birth:** Do not ask or confirm this by phone unless the topic casually comes out in the conversation.
- f) **Head of household:** Written: first name(s) and surname of (biological/responsible parent)
- g) **Responsible:** Written: first name(s) and surnames of (the mother/biological parent)/ or the person corresponding to "caregiver" in R1-5
- h) **Location:** place for residence
- i) **Address:** The street name, Avenue, etc., and number, etc. will be written.
- j) **Interview Date of R6 tracking/Call 1/ Call 2/ Call 3:** This is the latest date in which the fieldworker interviewed them.
- k) Name of the Fieldworker in R6 tracking/ Call 1/ Call 2/ Call 3
- l) List of Phones and Cell Phones, as recorded in the last tracking
- m) Whether the phone is owned by the respondent or by another household member

c) What to do if?

This section provides quick guideline on "what to do if". Please, also refer to Section 5.

1. What do you do when you call a respondent and the phone is turned off, the respondent is not picking up, or the telephone has no network?

The process described is similar across countries.

Ethiopia

- If you do not reach a respondent on the first attempt, make 2 more attempts throughout the day spaced apart at an interval of 3 hours (for example, call at 9am, 12pm, and 4pm).
- You can send the respondent a text message informing him/her who you are, why you are calling, and asking them to either call you back or send you a text message with a time/date when they will be available.
- If, after calling the respondent 3 separate times in the same day, they still do not pick up, update the tracking sheet accordingly and try through the local guide, as stated below.

- Contact the field guide to facilitate and connect you with the respondents. For those households who do not have phone numbers and for those whose phone numbers are not working, the Enumerator will reach them via the guide's phone numbers. The guide will be provided with hand sanitizers so that they can clean the mobile phone before/after handing over the cell phones.

India

- The Enumerator tries to contact the YL Child three times.
- If the respondent does not pick up the phone, try again in different times on the same day and or different days.
- In case the Enumerators cannot contact the YL child, he/she should immediately report to his/her Supervisor.
- The Supervisor, who is aware of the household and the community, will try first, to call other members in the household, second, he/she can try to get the respondent through other respondents in the same village.
- If the Supervisor feels that they need the help of the Field Coordinator (FC) to talk to the respondent, then the FC will also try in the third and final call and decide accordingly.
- If the phone number has been disconnected, we will get a message and, depending upon the situation, the Supervisors will decide how to proceed and discuss it with the core team.

Peru

- If you do not reach the respondent on the first attempt, make 2 more attempts and if they do not answer, (apparently phone off or no network), and you have the mother's phone, call her, and follow the conversation procedure with the mother to get communication with the index individual. (*If you only have the father's phone, apply the same procedure*)
- If you can't contact the respondent, but their phone is apparently operational (because it rings, but does not respond), mark it in your notebook as pending and schedule it to retry/re-call in 2 or 3 hours, and immediately call the next respondent on your list and follow the same procedure described for the previous respondent.
- After 2 or 3 hours, or more, call back the first respondent, if you do not get through, schedule a call for the next day and if you also do not manage to communicate with the respondent's mother or father, try with siblings or other contacts, following the list of priorities. If you are NOT successful, you can leave a voice message and/or send a text message or by WhatsApp.
- In both the voice message, the text message or WhatsApp you must say who you are, why you are calling, and ask the respondent to call you or send you a text message indicating the date and time he/she will be available. The contents of the text message are shown in Section 5.
- You must keep an eye out for an answering text; if it arrives, write down and schedule, according to the date and time indicated, to call the index individual or to answer your call.
- If, after 10 days, there is no answer, call the young person and the mother/father again; if they do not reply again send a voice, text and/or WhatsApp message.
- All pending interviews, waiting for the response to voice, text or WhatsApp messages that did not respond, will be closed, (after the last call), in the last week of the survey, and the case recorded as Not Located.
- It is very important to keep in mind that the call flow should not be stopped. Each time you have a respondent who does not answer, follow the first procedure described above and immediately call the next scheduled respondent on your list.
- Your notebook is the key to organizing your work, a page, (the 2 sides) will be assigned to a single respondent in which you will write down not only the conversation data that you think is convenient, but also the schedules, any rescheduling, and the final result of the process. Closed Survey – Page crossed out with a blade, to avoid annotating data from another respondent by mistake.

Vietnam

- If an Enumerator encounters any difficulties in calling respondents, he/she must inform supervisors or field coordinator immediately. The Supervisor or FC is responsible for solving any issues that arising issues with the best results.
- If you do not reach a respondent on the first attempt, make 2 more attempts throughout the day spaced apart at an interval of 3 hours (for example, call at 9am, 12pm, and 4pm).
- You can send the respondent a text message informing him/her who you are, why you are calling, and asking them to either call you back or send you a text message with a time/date when they will be available.
- If, after calling the respondent 3 separate times in the same day, they still do not pick up, update the tracking sheet accordingly.
- If, by the end of the day, the number is still not reachable, repeat the same exercise on two other days (i.e., call them on Monday 3 times, and space the calls 3 hours a part, and then call back on Friday 3 more times and space the calls 3 hours apart).
- If, after these attempts, there is no response – move to try another phone number and/or discuss with supervisor/field coordinator.

2. The respondent says they are too busy to participate in the survey:

Ask the respondent for a time and day they are less busy and make an appointment to conduct the survey at the time when they will be available. See instructions on the survey (Section 7, Q.13 and Farewell 2)

3. There is poor network connection during a call:

Kindly request the respondent provide an alternative number on a different network or ask very nicely for the respondent to move to a place with better network connection, on the understanding/condition that this will not put them at health risk.

If communication does not improve, please ask the respondent, if you can provide an alternative number on a different network (for example the phone number of another household member and another telephone company).

If, with the same or another phone, the problem continues, agree with the respondent to call at another time when the line is likely to be less saturated.

4. The respondent is only available after 5pm and /or before 8 am or over the weekends and public holidays:

Make an appointment with the respondent and note this on the tracking sheet accordingly.

5. Phone hangs up in the middle of the survey

It is possible, due to various reasons, that the connection is lost during the call, e.g., respondent's cell may lose contact, not sufficiently charged, a family incident to be attended etc.

- Make follow-up attempts after reasonable intervals (the same day or the following day) and try to complete the survey.

- If you cannot complete the survey, mark it as an incomplete survey in your report to your supervisor.

6. The Phone number is temporarily/completely out of Service

Use alternative phone numbers provided on the tracking sheet to reach the respondent.

d) At the end of every day

Ethiopia

- Ensure all your tracking sheets are correctly filled in with all attempted YL respondent's IDs.
- Ensure all your completed and checked surveys are sent to the data manager.
- Ensure you provide a summary to the FC of any issues that you faced that day and report cases with ethical concerns. If you have any incomplete surveys, you should also provide an explanation of why this is.
- Ensure you have passed on the necessary information to the FC/PC for any appointments that you made after working hours, so he/she can take appropriate action.
- Regularly recharge the cell phones, tablets at the end of each day and make sure that these instruments are ready for the next day/call times.
- Before conducting the calls with the respondents make sure that, as much as possible, you have selected a quiet and convenient place.
- Make sure that the cell phone has sufficient credit amount for the next day phone call.

India

- Enumerators must browse through the data collected and cross check with information provided by the respondent.
- In case s/he has any doubts, immediately contact concerned Respondent to verify the information collected.
- S/he should always take into confidence the Supervisor for guidance and Supervisors in turn the FC. If Supervisor has any doubts, s/he will contact core team members for clarification.
- Then Enumerators must plan their next day's work i.e., whom to call or are there any appointments given by the sample individuals and ensure that the Enumerators will contact them as per the time and date appointment.
- Enumerators must charge their laptops and mobiles daily after completion of the days' work.

Peru

- Ensure that the tracking sheets, from each of the participants you called that day, are correctly identified with the *CHILDID*, (*Young Lives Person's IDs*), written.
- Send/deliver to the Field Manager, a summary of daily progress and any problems you have had that day, including ethical cases duly described.
- If you have any incomplete surveys, you must enter the data and information needed to explain the case.
- Charge your tablet and phone after completing the day's work.

Vietnam

- Enumerators have to check/validate all data collected during the day. If there are any doubts, she/he should discuss these with her/his supervisor or call back respondents to check.
- Copying the completed questionnaires into USB to avoid loss information.
- Enumerator discusses more detail with his/her supervisor about the problems that they encountered throughout the day to find how to resolve if he/she encounters them in the future.
- Enumerators take care of having their laptops and mobiles charged.

e) At the end of every week:

- Debriefing with the team of Enumerators to track progress and correct/solve problems and queries.
- While conducting the survey by phone, eliminate (or reduces to a minimum) any risk for the physical health of the staff involved. There is also a potential psychological risk, particularly for the fieldworker. In the event of very upsetting cases, the weekly debriefing session with the fieldwork co-ordinator should discuss any related issues. Furthermore, during regular debriefs the FC will check on the stress levels of the Enumerators. The PI is responsible for checking on the FC and Oxford will support the PI as needed.

Peru

- Complete all the interviews from the week and send them to the CTO server.

f) Some additional useful tips

Stay in touch: creating a WhatsApp/Telegram (for Ethiopia)/ Zalo (for Vietnam) group including all the Enumerators involved, Fieldwork Coordinator/Project Coordinator, Data Manager and Principal Investigator is a good way to stay in touch, seek advice and ask for information. Also, it could be used as an instrument for conducting daily debriefs to address any issues that arise during the day.

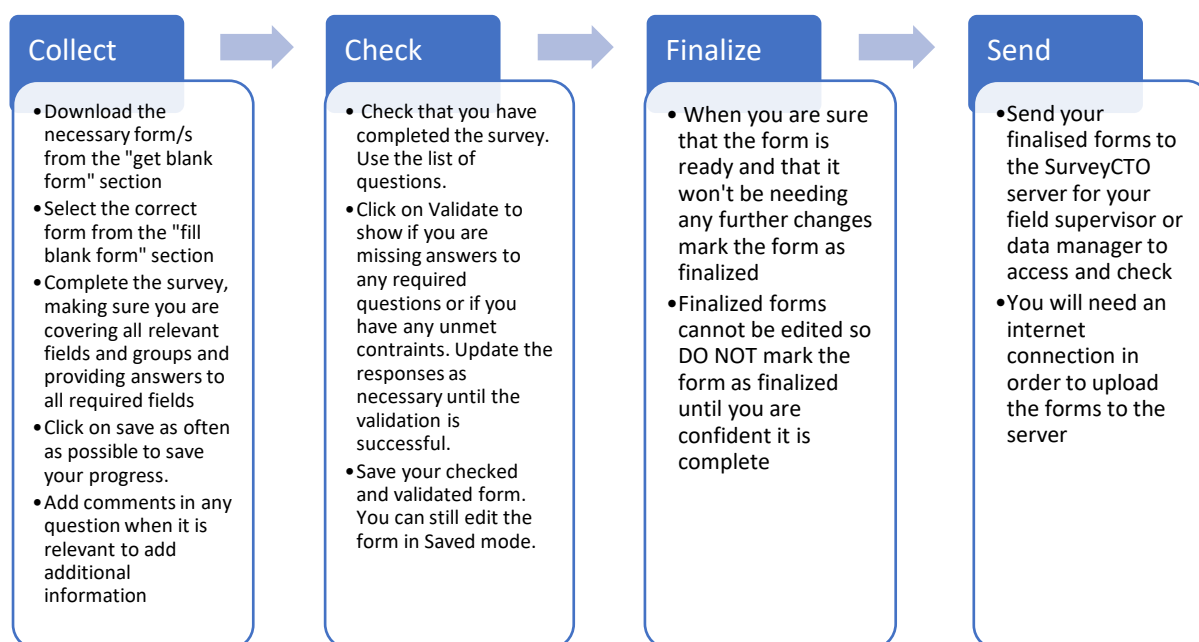
Call at different time/days. Enumerators need to try different times of day and different days, including evenings and weekends. The “ideal time” of day or day of the week will be different for different households. In the case of India, for example, the YL respondents will be classified by location of residence (rural/tribal/urban/urban slums) and gender and for each group an ideal time is defined (e.g., women will be contacted in the afternoon and/or late evening hours after they attend to the household chores and children).

SECTION 4. DATA MANAGEMENT

Data management and data security is critical to the success of this study. Data management is an iterative process between the country teams' DMs and the Oxford DM. This section provides instructions on how enumerators should download a form, save a form and finalize a form, using the SurveyCTO collect app, and how the country data managers should monitor, review, clean and share data with the Oxford data manager.

Data collection workflow

The figure below shows the workflow that enumerators should follow during data collection. The following sections outline this workflow in further detail.



Accessing the SurveyCTO collect app from your device

The SurveyCTO collect app will have been installed on your device prior to data collection. If you are using a tablet for data collection, simply find the SurveyCTO app on your device and press on it to launch the app. Alternatively, if you are using a laptop for data collection, please first open the BlueStacks emulator by clicking on the BlueStacks icon on your desktop. From within the emulator, then find the SurveyCTO app and click on it to launch the app.

Logging in to the SurveyCTO collect app

Before beginning data collection, you will need to login to your SurveyCTO account on the SurveyCTO collect app. To do this, you will need to press on the three-dot icon in the top-right corner of the app, and then selected "General settings" from the drop-down menu that appears. From within the general settings menu, press on the "Quick setup" option. You will now need to input your server name, username and password. For each country, all enumerators will login using the same account details. These details will be provided by your country's data manager or one of field supervisor. After inputting your account detail, press on the "Run quick setup" button at the bottom of the screen.

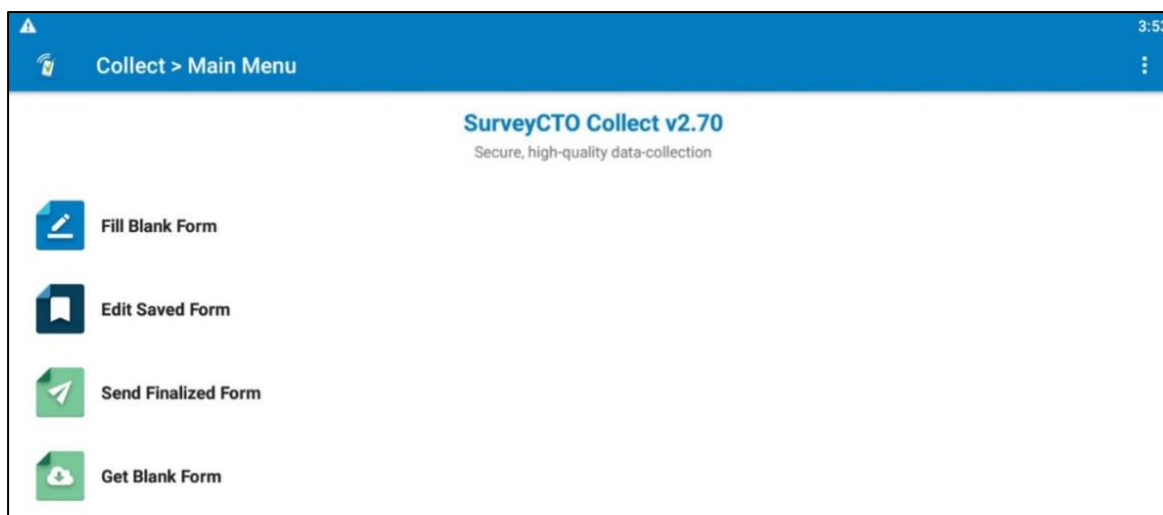
Please note that you will need an internet connection to complete this step.

Please note that the password used to log in SurveyCTO might be updated every once in a while, for security reasons.


Loading and filling in a new blank form/survey using SurveyCTO

When you first open the SurveyCTO Collect app, you will see the main menu, please see screenshot below. The main menu has the following options: fill blank form, edit saved form, send finalized form and get blank form.

Please note that you will need an internet connection to download the blank forms. Once this are saved into your device, you will not be needing internet connection for filling out the forms or saving them on your device.




From the main menu of the SurveyCTO collect app, press the “Get Blank Form” button. You will then be taken to a new screen that will show you a list of all the blank surveys/forms that have been created and deployed on the SurveyCTO server that you are logged into. See screenshot below with the example from Vietnam. You will have two blank forms, one for the Older Cohort (“*Countryinitials_OC_CALL5*”) and one for the Younger Cohort (“*Countryinitials_YC_CALL5*”). Check the box on the right-hand side of the form/s that you want to load, and click on the “Get started/selected” button at the bottom.



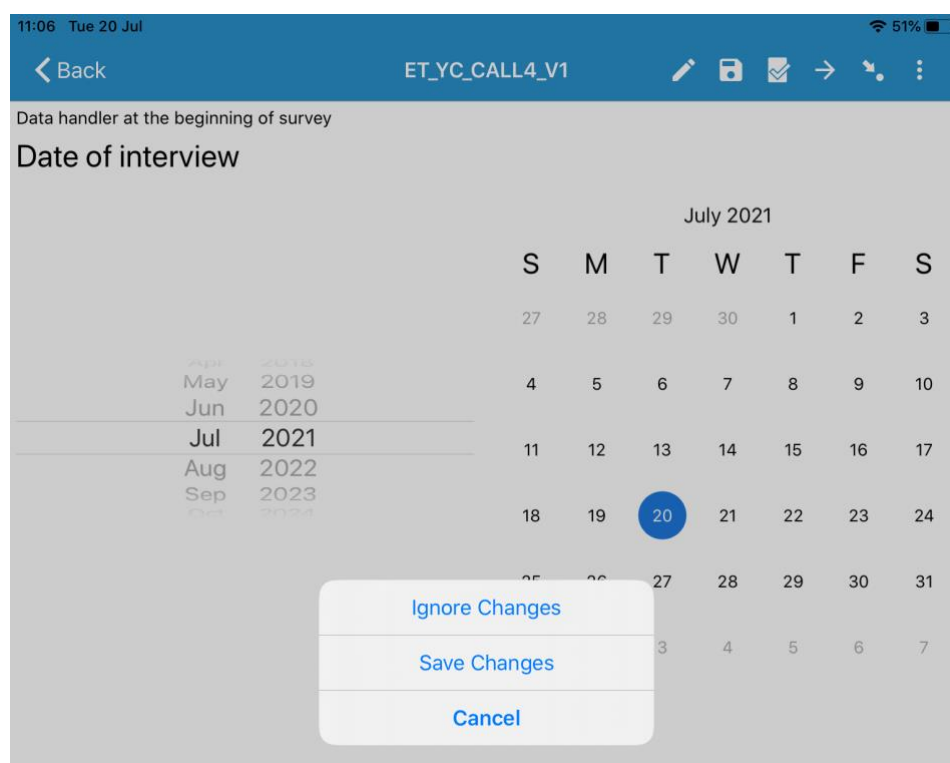
Once a form has been successfully downloaded, you can fill it in by pressing on the “Fill Blank Form” button from the main menu of the SurveyCTO collect app. The correct form must then be selected from the list of available forms that have been downloaded. It is important that the correct form is selected as the form will be pre-populated with data linked via the Child ID. After the Child ID has been input into a blank form, a note will appear listing the participants name and date of birth. This information must be carefully checked to make sure that the correct participant is being contacted. If an incorrect Child ID has been input, a note will appear with an error message.

Please ensure you understand how to download and fill in a blank survey prior to data collection. For more detailed instructions please refer to the enumerator’s data collection manual, which can be provided by your country’s data manager. This manual also provides detailed instructions on how to input data for a range of different field types.

Saving a form

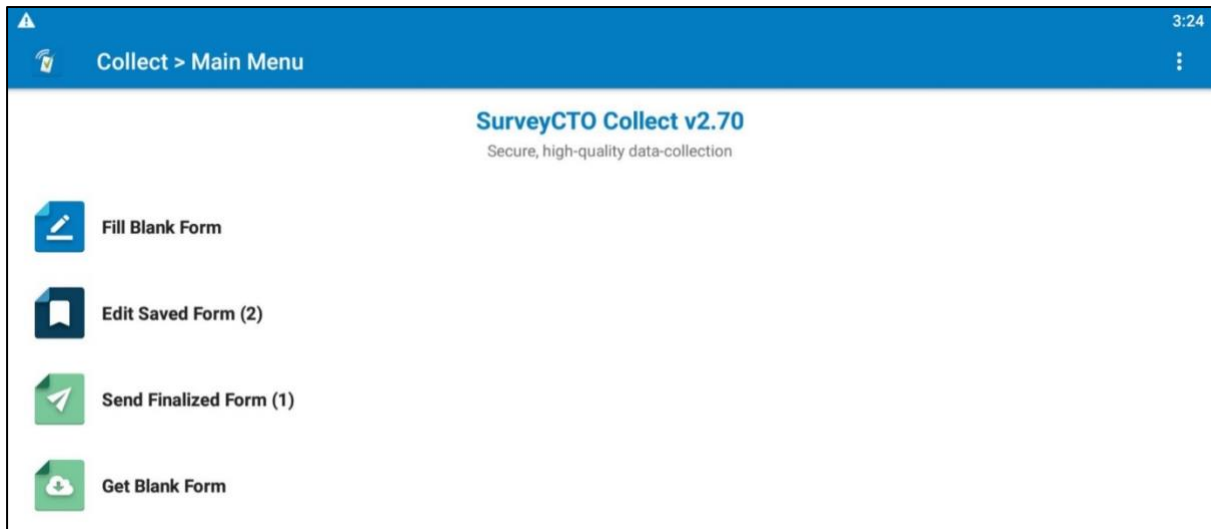
A form can be saved at any point by pressing on the  symbol found in the top-right corner when filling in a blank form. After saving, a message will briefly appear saying “Form successfully saved!”. If at any point whilst filling in a survey, you need to return to the main menu, a pop-up will appear prompting you to save changes to the form (see screenshot below). We encourage you to always choose to “save changes” when prompted, as otherwise information that you have input could be lost.

Please note that the forms will be saved into your device.

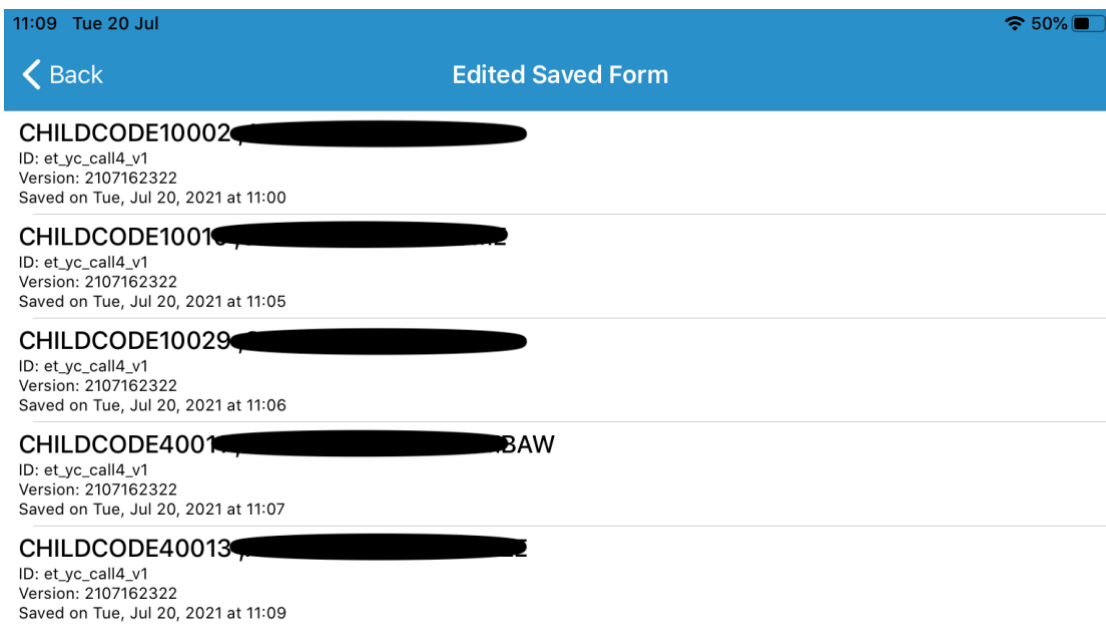


Opening a previously saved form

To return to a form that you previously saved, from the main menu of the SurveyCTO Collect app, press on the “Edit Saved Form” option (see screenshot below). This option will have a number next to it to indicate how many saved forms there are, which have not been finalized.




You will now see a screen displaying all the saved forms, see screenshot below (Part of the CHILDCODE and name of the YL participant has been erased to grant anonymity). Using the Child ID and name of the participant listed on the top line of each saved form, click on the form you wish to open. The form will automatically open onto the “Go to” menu. Press on the “Resume” button to continue from where you last left the form. Alternatively, press on “Go to start”, “Go to end” or a specific question to return to one of these parts of the form.



Validating a form

A form can be validated at any point whilst being filled out. Validating a form will check all questions to see if all constraints have been met and if all required questions have been filled out. To validate a form, click on the three-dot icon found in the top-right corner, and then select “validate form” from

the dropdown menu. Alternatively, if you are at the end of the survey, you can press on the  symbol in the top-right corner to validate the form.

If there are no problems with unmet constraints or required fields without a response, then you will successfully validate the form and get the pop-up message shown in the screenshot below.

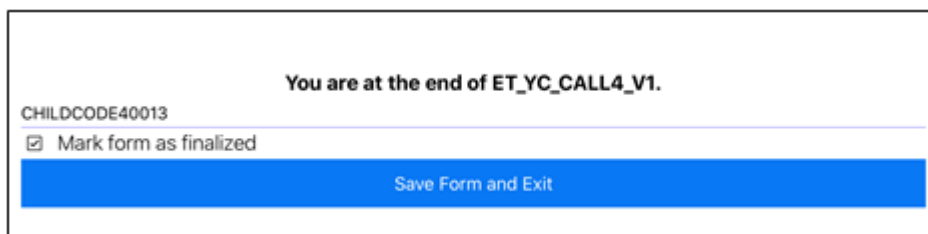


If there is an issue with one or more questions, then when you press “validate form”, you will automatically be taken to the first question in the survey that has an issue, and an error message will briefly appear explaining the issue. You can then change the response you previously entered.

Finalizing a form

Once a form is finalized you will NOT be able to open this form and edit the responses again within the SurveyCTO collect app, so only mark the form as finalized if you are completely finished and certain you have captured all of the participant’s responses.

When you are ready to finalize a form, you will need to navigate to the final screen in the form, see screenshot below. You can check or uncheck the “Mark form as finalized” before saving and exiting back to the main menu. Remember that if you finalize the form, you will not be able to edit the responses again.



Note, you will not be able to finalize a form until all questions with required responses have an answer and all constraints have been met. If you attempt to finalize a form with missing required responses or unmet constraints, the app will automatically take you to the first question in the form that has an issue, and briefly display an error message explaining the problem. Remember to validate your forms before you finalise them to avoid this issue.

Send finalized form/s


Once a form/s has been finalized **they can no longer be edited**. The final step is to send the finalized forms to the SurveyCTO server so the field supervisor and/or data manager can access them. To send your finalized forms, go to the main menu in the SurveyCTO collect app and select “Send Finalized Form”. This will take you to a new screen that will display a list of finalized forms.

From this list you need to check the box on the right, next to the form/s that you wish to send. Alternatively, click the “Toggle All” button to select all forms. Once you have selected the necessary form/s press the “Send Selected” button in the bottom-right to send the form/s to the server.

After pressing the “Send Selected” button a pop-up message will appear notifying you of how many forms have been sent. Once all the forms you have selected have been sent you will get a pop-up titled “Upload result”, which will say the name of your survey and “success”. Note that you **must have an internet connection in order to send you finalized forms**. If you do not have an internet connection, when you try to send your finalized forms your “Upload Results” pop-up will display the error message “Internet connection error. Please retry. (Error: No route to host)”. If you get this message, please check your internet connection and try to send the finalized forms again when you have an internet connection.

Resubmitting finalized forms

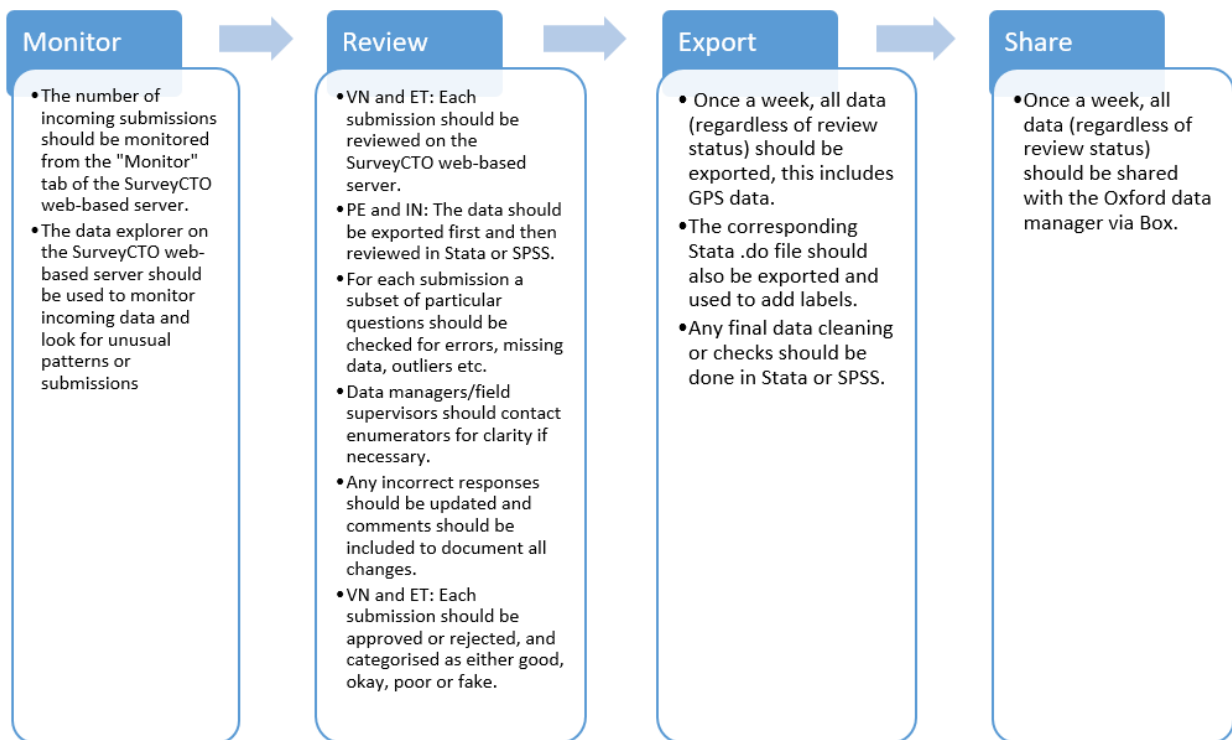
If you are ever concerned that your finalized forms may not have been sent to the server, you can safely attempt to resend data from your device. To resubmit your data, press on the “send finalized form” option on the main menu. Next, press on the three-dot icon found in the top-right of the screen, and then select “change view” from the dropdown menu. This will load a pop-up, and you need to press on the option “show sent and unsent forms”, see screenshot below.



Next, press on the “toggle all” button in the bottom-left of the screen, and then press “send selected”. Note that this procedure is safe and will not result in duplicate forms being on the server.

Field supervisor/data manager workflow

The figure below shows the workflow that should be followed by country field supervisors and/or data managers. The following sections outline this workflow in more detail. For further instructions please refer to the document “Incoming data manual SurveyCTO” that was provided during our SurveyCTO training week.



Decrypting data

As the data we are collecting from the Young Lives participants is highly confidential, we encrypt all data. This means that without access to a private key, no one will be able to view or download any of the collected data. Prior to data collection, the Oxford team will share with the data managers the private key file that is needed to access the data via Box. Note, this file should not be shared with anyone, unless they are a verified member of the Young Lives team who is assisting with the reviewing, monitoring or exporting of the data. A master copy of the private key will be kept by the Oxford data manager.

When you try to view or download an encrypted dataset, you will see the pop-up shown in the screenshot below. Choose the "select private key file" option, and then click on the "choose file" button. Your device's file explorer will then appear, and you will need to navigate to the file containing your private key. Click on the file and then click on the "open" button. Note that all private key files will contain the words "PRIVATEDONOTSHARE" in the file name. Once you have selected the correct file, you will return to the pop-up where you need to press the blue "decrypt data" button. If you have successfully decrypted the data, you will be taken to your required page to monitor or export the data. If your attempt to decrypt the data has been unsuccessful an error message will pop-up with further information.

Monitoring incoming data

As data are collected, it is very important that they are monitored carefully by data managers, so they can keep track of the number of incoming submissions, and the quality of the data. This is particularly important in the early stages of data collection, as a large number of unusual responses or missing answers for a particular field could indicate an error within the form. All of the monitoring tools built into SurveyCTO can be accessed from the “Monitor” tab within the web-based server.

From within the “Monitor” tab, the section entitled “submission statistics” shows a graphical representation of all submissions that have been finalized and sent to server, within a particular time period. This summary should be checked at least weekly. If there are far fewer or far more submissions than expected, the data need to be thoroughly checked to understand why this abnormality has occurred.

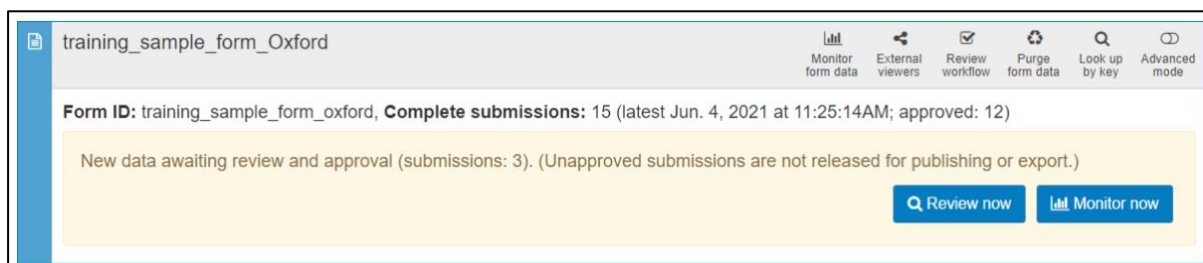
The incoming data should also be monitored using the built-in SurveyCTO web-based data explorer. The data explorer allows you to easily summarize data submitted for individual fields, to summarize the relationships between fields, and to browse individual submissions. To access the data explorer, go to the “Monitor” tab on the SurveyCTO web-based server, and then click on the “Monitor form data” button for the required form in the *Form submissions and dataset data* section. Note that you will be required to decrypt the data before you can view it in the data explorer.

If whilst monitoring the data, you notice any major errors or abnormalities in the data which may indicate an error within the form, please contact the Oxford data manager as soon as possible, giving as much detail as you can about the issue. The Oxford data manager will be able to access your data explorer workbook if necessary, so you can refer to charts, graphs or summaries within the workbook if it is helpful.

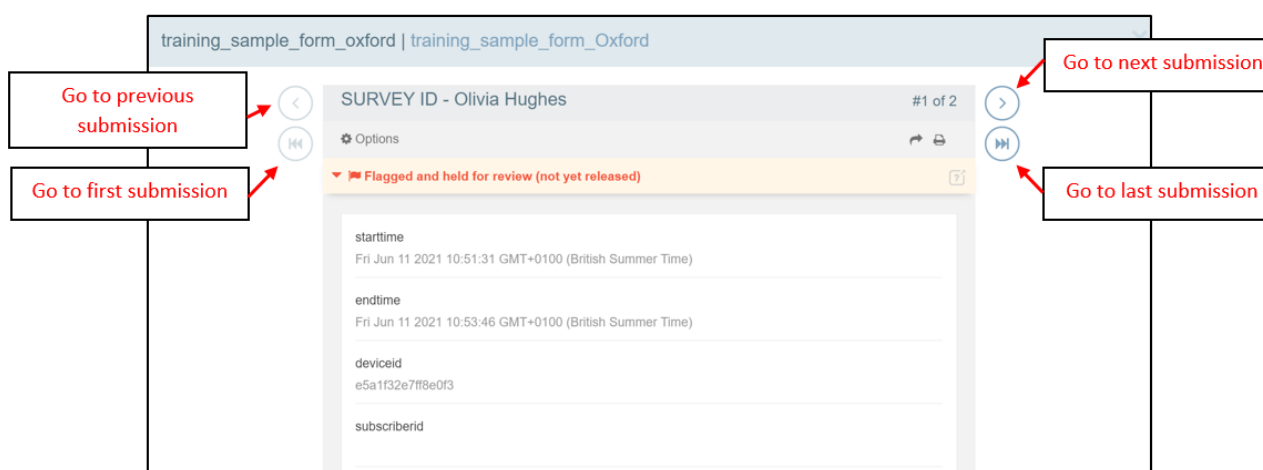
Reviewing and correcting submissions

When there are forms awaiting approval on the SurveyCTO server, an alert will appear at the top of the page, see screenshot below. When you click on the alert icon, a dropdown menu will appear showing the name of the form, and the number of submissions awaiting review.

If you press on a particular “data awaiting review” alert from the dropdown menu, you will automatically be taken to that form on the monitor tab, see screenshot below. Alternatively, you can navigate to the form manually by going to the “Monitor” tab on the SurveyCTO server, and then scrolling down to the correct form in the “form submissions and dataset data” section. In the yellow box, we can see the number of new submissions awaiting review. To begin the review process, click on the blue “review now” button.



After decrypting the data, you will be taken to a screen similar to the screen shown below. Please refer to the text boxes on the screenshot below for an explanation of the basic navigation tools. This view allows the user to see the responses given by a particular participant and to check for outliers, unusual responses, missing data etc.







For call 5 we encourage the field supervisor or data manager who is reviewing the submissions to check the following information:

- Consent has been given by all participants who have given responses to the survey.
- Start time and end time as collected by the SurveyCTO platform automatically is the same as the start time and end time entered manually by the enumerator.
- If participant was not present in call 4, as flagged at the beginning of the CAPI, please make sure section 1.5: marital status, household roster and pregnancy has been completed and section 2.3: COVID-19 vaccinations, has been completed.
- Section 2, Q.6: attitude to risk. Check to see if value is logical, i.e. greater than zero but less than 150 Birr/600 INR/155 Soles/600,000 VND.
- Section 3, Q.1: “How many people, including yourself, are currently living with you?”: check to see if value is logical, i.e. greater than zero and not too large.
- Section 3, Q.3: “How many rooms are there in the house?”. Check to see if value is logical, i.e. greater than zero and not too large.
- (PE & VN only) Section 7, Q.2: “What is your current weight?”. Check to see if values is logical, i.e. not to small and not too large

- (PE & VN only) Section 7, Q.5: “What is your current height?”. Check to see if values is logical, i.e. not too small and not too large
- Section 9, Q.4b and Q.7: “What major are/were you studying?”. Check that the correct response from CODEBOX #6 has been chosen, when compared to the written major.
- Section 10.5, Q.4: “How much would your total earnings be?”. Check this response is logical, given the response to Q.3/Q.3b and the amount of total earnings reported in section 10.2, Q.25.
- Location information: current address, current location and alternative address – check that individual elements of the address have been input and that they align with the full address given.

If you spot an error when reviewing a submission or an enumerator informs you that a response needs changing, you can easily correct a response. From within the reviewing forms page, shown in the screenshot above, you need to navigate to the submission and question that needs correcting.


To edit a response to any question, move your cursor to the question of interest, and two buttons appear  . Press on the pencil button, on the left, to edit the response. You will now be able to change the response and add a comment to explain why the response has been changed. It is very important to include comments when you are making changes to responses, as these help the data managers to keep track of why responses have changed after data collection and may inform future improvements that could be made during data collection. When you are happy with the edited response and comment, you can click on the  button to change the response. Alternatively, if you change your mind and do not want to edit the response, click on the  button.

After you have made all necessary corrections to a submission, you need to complete the review process. To do this click on the yellow banner with red text towards the top of the submission, which reads “flagged and held for review (not yet released)”. This will open a dropdown menu of options (see screenshot below).

The first thing to do is classify the submissions according to the following guidelines:

- Good – the original submission had no problems.
- Okay – the original submission had one or two minor problems.
- Poor – the original submission had many/major problems.
- Fake – this is a fake or fraudulent response (it is unlikely you will even need to use this option).

The screenshot shows a review interface for a submission by Lance Smith. At the top, it says "SURVEY ID - Lance Smith" and "#1 of 4". Below that, there are navigation icons and an "Options" menu. A yellow banner with red text reads "Flagged and held for review (not yet released)". Below the banner, there is a message: "This submission has been flagged for further review. Please follow the steps below to complete the review process." The review process is divided into three steps: 1. Classify submission (with radio buttons for Good, Okay, Poor, Fake), 2. Comment and correct (with a "Comment..." button and two links: "How do I make a correction?" and "How do I comment on a field?"), and 3. Approve or reject (with "Approve" and "Reject" buttons).

As well as adding comments to a particular question, we can also add a comment related to the entire submission. To add a comment press on the  Comment... button, found under the “2.

Comment and correct” heading. A box will then appear on the right-hand side of the screen into which you can type your comment. Type in your required comment and then click on the blue “comment” button at the bottom of the box to store the comment.

The final option gives you the ability to approve or reject a submission. If you have made all the necessary corrections, press on the “Approve” button, under the “3. Approve or reject” heading (see screenshot above). Alternatively, if there are major issues with the submission and the data should not be included in future analyses, press on the “Reject” button. **Note, once a submission is approved or rejected you will NOT be able to add any further comments or correct any responses, so DO NOT approve or reject a submission until all necessary corrections have been made and all necessary comments have been added.**

When reviewing submissions, it is extremely important that you regularly save your progress, or your work could be lost. We recommend saving every time you make a correction, add a comment or, approve or reject a submission.

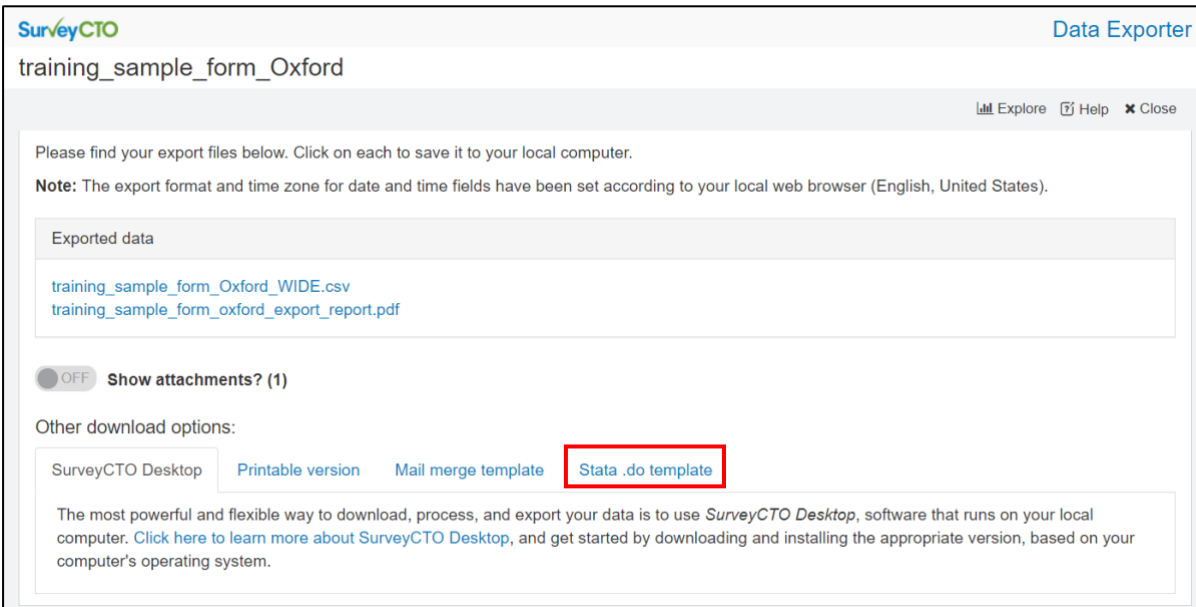
Alternatively, for Peru and India, all data will be exported from SurveyCTO and cleaning and corrections will be done in Stata or SPSS. Please keep a log of all changes made to the data.

Exporting data

Once a week, all data, regardless of review status (i.e., include submissions that have been approved, rejected are still awaiting review) should be exported. Data should be exported in csv file format, with repeat group data exported in long-format. All fields and all submissions should be included.

To export the data, go to the “Export” tab on the SurveyCTO web-based server and navigate to your form of interest. Click on the “Download form data” button on the right-hand-side of the form and fill in the required options (as described above) from the drop-down menu. Finally, click on the “Export now” button. Before accessing your data files, you will need to decrypt the data.

After successfully decrypting the data, you will be taken to a new page. Navigate to the box entitled “Exported data” for links to all the requested data files and your data export report. Simply click on the file names to download each of the files to your device.



The screenshot shows the SurveyCTO Data Exporter interface for the form 'training_sample_form_Oxford'. The page title is 'Data Exporter' and the form name is 'training_sample_form_Oxford'. There are navigation links for 'Explore', 'Help', and 'Close'. The main content area contains the following text:

Please find your export files below. Click on each to save it to your local computer.

Note: The export format and time zone for date and time fields have been set according to your local web browser (English, United States).

Exported data

- [training_sample_form_Oxford_WIDE.csv](#)
- [training_sample_form_oxford_export_report.pdf](#)

OFF Show attachments? (1)

Other download options:

- SurveyCTO Desktop
- Printable version
- Mail merge template
- Stata .do template** (highlighted with a red box)

The most powerful and flexible way to download, process, and export your data is to use *SurveyCTO Desktop*, software that runs on your local computer. [Click here to learn more about SurveyCTO Desktop](#), and get started by downloading and installing the appropriate version, based on your computer's operating system.

From the same screen, shown above, you will also need to download the Stata .do template that is linked to your form. This .do file will contain code to import, merge and label your data. To download the Stata .do file, click on the “Stata .do template” tab, shown in the red box in the screenshot above.

Fill in the necessary options from the dropdown menu, including long-format and English language for the labels. After filling in the necessary options press on the “Download” button.

You can now open and run the downloaded .do file in Stata. The file will automatically import, merge and label your data, and output a new .dta file containing your formatted data. You will then be able to do any final data checks and data cleaning in Stata.

Transfer data from the country data manager to the Oxford data manager

On a weekly basis, each country DM will need to send the Stata .dta files for both the younger and older cohorts, to the Oxford data manager, via Box. The Stata .dta files should be uploaded to a newly created DATED folder, within the call 5 country folders that have already been created and shared with the country data managers. These folders can only be accessed by the Oxford data manager and the country specific data manager.

Every week the Oxford data manager team will run a series of checks which will be fed back to the country data managers, as well as logging the number of incoming submissions.

Finally, data will be anonymized and shared with the necessary research teams.

SECTION 5. PROTOCOLS

a) Before starting the call

- You must schedule your calls in advance to have all the material properly organized and identified for each respondent
- You must work in a quiet place in your home.
- You must have your tablet and Smartphone with the battery fully charged.
- Always use your headphones and your headphone's microphone to make the call, so you have your hands free to manipulate the Tablet, consult the guide, make important annotations in your notebook, etc.
- You must have all your support material at hand (see Section 3), including all formats and consultation guide.

b) Some general guidelines when contacting the respondent:

- 1) In the same manner as last year, this time our goal is to contact the young individual of the project directly ("Index Child/ YL Respondent/ YL Participant") through their phone number. This is because the participants of both cohorts are of legal age, and because on this occasion we only seek to interview them.
- 2) If the Index Child does not answer or does not enter the call, make some further attempts, always leaving a reasonable pause between each call (treat the young individual as you would like to be treated).
- 3) If, after a reasonable number of attempts, you are unable to contact the Index Child, contact the primary caregiver, and if you are unable to contact her/him, contact the other people for whom you have a phone number.
- 4) If the above does not result in you contacting the Index Child, send a Whatsapp or text message, following the protocol detailed below.
- 5) If the previous steps are not successful, the Field Coordinator must be informed. He/she, in conjunction with the Data Manager, will see if it is possible to find any other phone number from previous rounds. The Index Child will also be contacted via email.
- 6) If someone, who is not the individual index child to be surveyed, answers the call and says that "he/she is working, or studying, etc., and will arrive later, (without giving a specific time...)", calculate the approximate time to reach the individual and call again, if he/she is not located, leave the call pending and schedule for another day. (Avoid making multiple calls in a row to ask "Is he/she here...?")
- 7) Please do not try to contact Index Child through social networks such as Facebook, Twitter or Instagram. An exception will be for the fifth call for Peru. In Peru, participants not found in Call 4 will be contacted through Facebook, using the 'Niños del Milenio' account. A protocol (in Spanish) including more detailed information of what the enumerators should say is available.

a) Priority to list and call by phone

Contact the YL Participant in the following order of priority:

- (1) YL Index Individual. Consider the following order:
 - a. Phone call (always the first choice).




- b. Whatsapp or text message (only if you have not been able to contact the respondent after a few attempts, either because it does not answer or because the call does not come in).
 - c. Voice message.
 - d. Through Local guides (Ethiopia only).
 - e. Getting in contact with other known people living locally (India and Vietnam only).
 - f. An additional step for the fourth phone survey (Peru): the YL respondents “not found” (mainly because the phone number was no longer active or because the respondents do not answer the phone) will be approached again using social media (Facebook).
- (2) Primary caregiver: If the above did not work, contact the young individual’s primary caregiver (typically the mother). The primary caregiver should be prioritized over other household members, as she has the most reliable information about both the household and her child(ren). As in the previous case, consider the following order:
- a. Phone call (always the first choice).
 - b. Whatsapp or text message.
 - c. Voice message.
- (3) Father or parental figure: If the above did not work, contact the young individual’s father (or the parental figure).
- a. Phone call (always the first choice).
 - b. Whatsapp or text message.
 - c. Voice message.
- (4) Home phone: If the above did not work, the next option is the landline of the home, call and depending on who answers, ask to speak with the Responsible or the index individual.
- (5) (Ethiopia only). Contact the respondent through the local guide.

For those participants who do not have phone numbers, whose phone numbers are not working, or who are not picking their numbers, please call the local guide to connect with you so that you can proceed with the normal procedures. The Fieldworker should hand over the phone to the participant so that you can have a discussion with the participant including making appointments, fixing date and time of interview as per the guidelines provided. The field guide should always use hand sanitizers and face masks (which will be provided to him through YL at PSI) and ensure the recommended social distancing when approaching the respondents. Enumerators should provide the guide list of participants to be contacted through him. The guide will in turn contact the participants and connect them with the Enumerators. After connecting the participants and the Enumerators, the field guide should step away from the participants to ensure privacy of the respondents.

In the cases mentioned below, please as a general rule with them use the Whatsapp/Text Message only in special cases.

- (6) Brothers: If the above did not work, the brothers will be the option (5) and will be called as long as no communication has been made with the above options or because someone said that the brother can give us the information we need to locate the Index Individual.
- (7) All other contacts will be called when no communication is reached with any of those mentioned above.

About contact via text message or WhatsApp, and voice messages

	<p>WhatsApp Message. The message on WhatsApp should say:</p> <p>“Hello (index individual / main caregiver / etc) my name is (enumerator’s name), from the Young Lives Study and I would like to contact you, can you tell me what day and at what time can I call you?”</p>
	<p>Text Message: It will be the same as WhatsApp.</p>
	<p>Voice Message: It will be the same as WhatsApp. It will only be sent if you have the indication of the plant that says “... after the tone, leave your message”...”.</p>

c) Protocol fourth call: Talking to the YL Index Individual

The fourth call will take place in August 2021. The instrument of the fourth call includes (i) an initial dialogue, (ii) a questionnaire, (iii) a farewell dialogue, and (iv) comments section. Consent is requested in the initial dialogue.

Note the following:

1. You must use the dialogue guidelines included in the questionnaire in the SurveyCTO software.
2. You must ask the questions that are part of the questionnaire.
3. At the same time, you should use your experience to make the conversation flow as naturally as possible. For example, if the young individual tells you something that answers one of the questions you were going to ask, don't ask the question anymore. The idea is that the call should flow as a conversation and not as a survey.

Regarding call content:

1. After the introduction, the Enumerator will explain that Round 6 of the survey has been postponed again under the unprecedented circumstances and provide a brief overview of the objective of the YL telephone survey.
2. Before moving forward to ask for the respondent's consent to participate, the Enumerator must confirm they are talking to the right respondent. The Enumerator will then inform the respondent of the duration of the survey and reassure the respondent that all information they provide will be treated confidentially as was done with the information they gave us each time we visited them during the 16 years of the study. Finally, the Enumerator will ask if he/she is willing to participate, assuring the respondent that he will be able to withdraw from the study at any time, without affecting the continued participation in the Young Lives study.
3. If the respondent consents, the Enumerator will record consent and proceed with the survey.
4. At the end of the fourth call the Enumerator will remind the respondent that he/she will call back in October, to ask him/her if he/she is willing to participate in the main phone survey.
5. The Enumerator should mention that, as in last year, on this occasion we cannot visit him, at the end of the survey he will be given a small compensation equivalent to the price of the present.

6. If the respondent refuses to participate, the Enumerator will ask for the reason for the rejection and try to address it. If the respondent still refuses, the Enumerator will thank for their time. **See Questionnaire for more details on this aspect.*

How to respond to the young individual's concerns

During the conversation, the young individual may ask you questions about various aspects, such as how to collect the government economic support, how to protect himself/herself from the coronavirus, how to look for work in these difficult circumstances, or how to access educational scholarships. Refer to **the consultation guide to answer questions**.

How to respond to requests for financial aid

If the index individual asks for financial aid, it is important to distinguish whether this is due to an immediate emergency or not. If it corresponds to an immediate emergency of an economic nature (health or hunger situation), take into account what is mentioned in the following sub-section "Facing an immediate emergency". Otherwise:

- ✓ Mention that "the project does not handle money". This is true, because the financial reward to be given corresponds to the cost of the gift that was to be given to them in this year's face-to-face visit (which was cancelled)
- ✓ Tell the individual about some of the resources in the consultation guide that might help.

Facing an immediate emergency

Health Emergency:

It could be that at the time of calling the home, they are facing a health emergency, related to COVID-19 or otherwise. In this situation, the protocol should be:

- i. Pay attention and take note of the details of the case.
- ii. Provide the young individual with the information available in the consultation guide.
- iii. Immediately inform the field coordinator to decide what the follow-up will be.

You may be tempted to help with specific recommendations; however, medical recommendations should be left to health experts.

Food emergency:

It could be that at the time of calling home, they are going hungry due to lack of work. In this situation, the protocol should be:

- i. Pay attention and take note of the details of the case.
- ii. Provide the young individual with the information available in the consultation guide.
- iii. Immediately inform the field coordinator to decide what the follow-up will be.

Mental health and suicidal thoughts:

If a respondent feels desperate and suicidal, you should:

- i. Pay attention, listen and keep a quiet conversation. Take note of the details of the case.

- ii. Provide the young individual, carefully, with the information available in the consultation guide.
- iii. Immediately inform the field coordinator to decide what the follow-up will look like.

However, if you feel that you are currently dealing with a real emergency, act as quickly as possible and ask to speak with another family member so that you can tell him/her to seek immediate support. If the respondent sounds suicidal, confidentiality becomes secondary (avoiding harm is more important).

Respondents with mental disabilities

In Peru, some individuals in the YC have developed mental disabilities with the pass of the years. These cases have been kept in the sample and a protocol has been implemented to interview them. For the phone call survey, if the individual is not able to answer individual questions, the main caregiver provides information about the household level and individual questions are left blank. In Vietnam, individuals who have developed mental health disabilities were not interviewed for the phone survey. No similar cases have been found in Ethiopia.

Possible ethical cases

If the Enumerator notices something that causes him/her concern regarding the index individual/family (e.g. related to mental health, poor physical health, hunger, domestic violence) they should record it in the Comments section.

Possible ethical cases should be reported as soon as possible to the Field Coordinator and discussed in weekly feedback sessions. In turn, the Principal Investigator will report these cases to the team at Oxford. It is very important that these cases are reported.

Reciprocity

In the case of Ethiopia and Vietnam, a small compensation will be offered after each 2021 call. In the case of India and Peru the full compensation will be given at the end of call 5 and no compensation will be offered at the end of call 4, it will only be mentioned to the participant. Please see more about this in the following Section, under “Reciprocity: compensation”.

d) Protocol fifth call

The protocol used for call 5 is very similar to the one used in the fourth call. More information is reported directly in the survey questionnaire. There are four things to note:

- **Order of the phone calls:** when possible, each enumerator will be asked to follow the same order of the interviews in Call 5, with respect to Call 4. This is in order to try to allow for roughly the same amount of time between calls for each participant. In the case of Peru, priority will be given to participants of the qualitative study funded by ODF (they should be among the first interviewed).
- **Try to contact and invite to participate to call 5 those who have not been interviewed in Call 4:** all countries will make an extra effort to try to contact those participants who were not contacted in Call 4. The table below describes the strategies that will be undertaken by each country. If contact is successful, a modified questionnaire will be used, including a brief version of Call 4 and the full Call 5 questionnaire. Please see more about this in the Survey section, Fifth Call.

Ethiopia	<p>Participants who couldn't be located in Call 4 will be contacted using phone numbers of other contact persons or the site/field guide who will be asked to contact them and facilitate the interview using his/her phone</p> <p>Also, participants who were not found in call 4 and who are out of the YL sites will be contacted if we get their contact address (phone numbers) through their parents or field guides.</p>
India	<p>Participants who couldn't be located in Call 4 will be contacted through contacts of peers in the same community with a request to participate in the survey.</p>
Perú	<p>Will contact participants who did not answer Call 4 using social media. More specifically, besides trying calling them again, these participants will be contacted through Facebook. The protocol is as follows.</p> <ul style="list-style-type: none"> • Each enumerator searches on Facebook the 'not found' participants that belong to his/her workload, and use the following information to search for them (available in the contact sheet): full name, date of birth, place of birth, latest known location. • Each enumerator prepares a list (spreadsheet in Excel) with a link to the Facebook profile and CHILDDID of identified YL participants, with comments if necessary, and shares this information to the GRADE team to consolidate the list. It is important that the enumerator is sure that the Facebook profile belongs to the YL participant. For instance, a Full Name gives certainty, but it can also be that the YL participant does not report his/her middle name or his/her second last name but report date of birth, this also gives us certainty. • The enumerators, in coordination with the GRADE team, use two "Niños del Milenio" Facebook accounts, especially created for this purpose, to send an inbox message to these participants, inviting them to participate in the phone survey. Each day, an enumerator has approximately 1 hour to use the account (according to a schedule defined by the GRADE team) to send invitations and reply to messages sent by participants and their families. • Once the interview period is completed, the GRADE communication office will be checking these two accounts intermittently. Participants that get back to us after the interview period should be informed that the interview has ended but that we will contact them again in the future. • It is important to stress that enumerators should not contact participants directly using their private Facebook accounts. <p>In addition, depending on the progress made, we will send email reminders for those for whom we have this information (as has been done 2 weeks ahead of Call 1).</p> <p>Additionally, the country team will explore the possibility of contacting these participants through other YL participants that live in the same community, which is something that occurred spontaneously during 2020.</p>
Vietnam	<p>Team will contact again those who were residing in country but failed to pick up their phone in Call-4 for variety of reasons. Additionally, we get back to the ones who return from military services, and those from abroad (to study, apprentice, or work abroad during Call-4).</p>

- **Reciprocity:** in the case of Ethiopia and Vietnam a small compensation will be offered as for the previous call. In the case of India and Peru the full compensation will be given after this

call is completed. If Call 5 is split into two separate phone calls to a participant, the compensation is only to be given after the second call/whole questionnaire is completed.

- **The team in Peru arranged in person visits to track participants in Lima who were not reached by telephone/ mobile number.** This involved knocking doors to try and recover participants. The team selected a small group of fieldworkers following a strict health protocol due to the COVID-19 situation: they must have been previously vaccinated, masks and hand sanitizer were used at all times. Visits were conducted only during daytime and some interviews conducted face-to-face.

SECTION 6. ETHICAL CONSIDERATIONS, RECIPROCITY AND SAFEGUARDING

a) Ethical considerations

Participant burdens, risk and mitigation strategy: We recognize that many of the respondents are likely to be living in very stressful and precarious circumstances. Because of this, we will take the following actions:

- i. We will select Enumerators that have worked on data collection for the Young Lives study in previous Rounds and in the 2020 Phone Survey. The Enumerators will be carefully trained (including on ethics), in many of the cases they know the families (as they have visited them in person in the previous rounds and have spoken on the phone with the participants during the 2020 Phone Survey). A training session will be conducted ahead of the phone survey administration. Finally, we will allow for frequent debriefing during data collection and systematic recording of ethical issues that arise and any responses to them.
- ii. We will keep the survey short. Administration of the phone survey will be timed and staggered in accordance with what is convenient for the respondent, and efforts will be made to keep the survey short to avoid participant burden.
- iii. The survey will be piloted ahead of its administration with young people who are not part of the Young Lives study, although most of the questions included have been already included in the 2020 Phone Survey. Also, these were previously piloted in two of the Young Lives countries, as part of the preparation work for Round 6.
- iv. Prior to the beginning of the interview with a given participant, each enumerator should pay attention to the history of ethical information available for that participant (if any) from the 2020 Phone Survey and/or from previous Rounds. This information will be made available to enumerators by the Data Manager and/or by the Field Manager.
- v. We will systematically record potential ethical cases (whether the Enumerator noticed anything that gave him/her cause for concern in relation to the young person/family) related to mental health, poor physical health, hunger, violence. Possible ethical cases will be reported as soon as possible to the field coordinator, discussed at weekly debriefing sessions and reported to the team in Oxford. Ticking the box on potential ethical cases is not a poor reflection on the Enumerator, but simply indicates there was some cause for worry.

Physical and psychological safety of researchers and fieldworkers: Given that we are still going through a health crisis, the phone survey eliminates health risks related to COVID-19 as interviews will not be conducted face-to-face. Also, the phone survey eliminates health risks for both YL staff and YL respondents as the fieldworker training will also be conducted online rather than in-person in those countries where the lockdown is partial or total. A potential psychological risk to fieldworkers does exist: in case of very upsetting cases debriefing sessions will be organized with the Fieldwork Coordinator. Furthermore, during regular debriefs the FC will make sure to check on the stress levels of the enumerators. The PI has the responsibility to check on the FC and Oxford will support the PI as needed.

Informed Consent. The process for obtaining verbal consent has been explained above.

The content of the survey and ethical approvals. Most of the survey questions included have been adapted from the survey questions developed for the Round 6 of the Young Lives study and have been asked during the 2020 phone survey (Calls 1-3). In this regard, it is important to note that Young Lives also obtained ethical approval for both the instruments that were going to be implemented for Round

6 by the University of Oxford and of the phone survey by the University of Oxford and the country ethical committees.

Data protection and anonymization: All data will be collected using Computer Assisted Personal Interviewing (CAPI). The Enumerators will register the responses given by the participant during the call in a tablet or notebook. All data collected will be collected and processed using password-protected devices and will be encrypted for secure storage and transfer. Moreover, data will be anonymised by use of a Young Lives study identifier on collection, or at the earliest opportunity thereafter. The participants' personal data will be held under the authority of the Oxford Data manager and will not be shared.

Further consideration on ethics related to reciprocity and safeguarding are discussed in the next sub-sections.

b) Reciprocity: Compensation

Given the exceptional circumstances, as with previous calls, the respondents will receive a small economic compensation for their time. Indeed, this is quite common for any phone survey.

A potential issue is managing expectations from families requesting financial or other types of support. To address this, we developed clear scripts for use by the Enumerators explaining what respondents can and cannot expect if they agree to participate, highlighting that the reward is provided as a thank you. Further information on this is reported in Section 5.

The value of the compensation: the value of that reward is adjusted for what can be bought with that amount in each country. Therefore, the value of the reward is not fixed across countries and will be in the range of £5-12 (total) which is considerably higher than the reward offered in regular phone surveys conducted in "normal" circumstances (average compensation between £1.5-2.5). The following amounts will be distributed across the two phone calls in each country:

- Ethiopia: 300 Birr (7.6 GBP)
- India: 600 Rupees (6.5 GBP)
- Peru: 60 soles (12 GBP)
- Vietnam: VND 100,000 (3.2 GBP)

The type of the compensation. Two options have been considered: a small economic compensation and phone credit. Each country decided to proceed as considered more convenient and appropriate given the circumstances.

- **Ethiopia and Vietnam:** the respondent will be provided with the choice either to receive it in cash or kind (mobile card).
- **India and Peru:** a money compensation will be offered to each respondent.

The timing for giving them the compensation: this is going to work differently across countries. In the case of Peru and India, the respondent will be told about the reward by the end of the fourth phone call while scheduling an appointment for the fifth phone call for those who decide to participate. No reward will be given at the end of the fourth phone call, except in extreme circumstances. India and Peru will give the full reward at the end of the fifth call. This means that the reward will be given only once in both India and Peru.

In the case of Ethiopia and Vietnam, the total reward will be split in half and delivered at the end of each survey call.

The conditionality to receive the compensation: No information about conditionality will be given to the respondent. If the respondent decides to withdraw and not answer some parts of the survey, there will not be any punishment and the reward will be delivered fully.

Delivering the compensation: this is going to work differently in each one of the country teams.

Ethiopia: If the respondent prefers to receive the mobile card the Enumerators will send mobile credit equivalent to the money allocated. If they prefer to receive the economic reward the deliver will happen through:

- (i) Option 1) their bank account if they have one: in this case the respondent will provide the bank account to the Enumerator and the Enumerator will transfer the amount via mobile banking. Enumerators should take screenshots of the transfer for later settlement of the amount with PSI finance.
- (ii) Option 2) the field guide, in case the respondent does not have bank account: in this case the Enumerator will send the money to the field guide and the field guide will pay the participant. The respondents should sign on the payment sheet when they receive the payment. The guide will hand over the signed payment sheet to the Enumerators either by post or in person.

India: the economic reward will be transferred either through:

- (i) Option 1) their bank account by RTGS, GooglePay, PhonePay, PayTM, if they have one and the respondent agrees to give his/her bank account number and IFSC code. A copy of the receipt given by Bank will be sent to the respondent by WhatsApp or by email or send a message to the respondent mentioning the code given by banks, so that individuals can verify their accounts.
- (ii) Option 2) "Money Order", if the respondents refused to reveal their bank account number or they do not have one. The money order takes on average 4 or 5 days to reach them through the Post office. Also, in this case a copy of the receipt given by Post office will be sent to the respondent to cross check with Post office in and around their community.

Peru: the reward will be delivered through 3 alternative methods: bank transfers, money orders, and exceptionally using the Yape app from Banco de Crédito del Peru (BCP). In all cases, the YL participant must be the direct receptor of the transfer:

- Bank transfers can be sent to any bank in the national territory. Based on previous experience, we will only use this method if the YL participant is the owner of the bank account.
- For money orders, based on previous experience we will prioritise money orders sent through BCP, which can be picked at BCP bank agencies or BCP bank agents, which have a high penetration across the country (bank agents are located in corner stores across the country. It is not necessary to have a bank account. The only information needed is the full name and national ID number of the YL participant). As a second alternative we will consider money orders through BN bank agencies or BN bank agents.
- Yape app: Yape is an app widely used in urban areas that allows to send transfers to those that have a bank account with BCP linked to their phone numbers. It is useful because only the phone number and the full name of the YL participant are required to complete the order.

Vietnam: The delivery of the money would be made by means of a "Bank Transfer" by the Commercial Bank of Viet Nam or any other bank that the participant indicates, so that they can collect it from there. Or mobile card equivalent to the money will be sent to the respondent.

c) An introduction to Safeguarding

What does Safeguarding mean?

Safeguarding describes the steps taken to protect people from harm. 'People' in this context includes Young Lives study participants, staff and others who are involved in any way with the YL program. While safeguarding principally refers to the prevention of harm, it also encompasses practices to handle incidents and complaints, together with processes for dealing with the observation by YL people of actual or suspected abuse.

For YL, Safeguarding means:

- Ensuring that YL people behave at all times professionally, courteously and with respect to all YL study participants, their families and communities.
- Ensuring there are good systems in place, both in study countries and in Oxford, for dealing with any Safeguarding incidents or concerns. Specifically, ensuring YL staff deal appropriately with instances of observed or suspected abuse they may encounter in the course of their work, including providing an appropriate response and support to victims of observed or suspected abuse.

YL Safeguarding policy – in brief

The draft Safeguarding Policy has been submitted to FCDO and rolled out to country programmes as of November 2020 during the Management Committee.

Key aspects of the policy include:

1. Ensuring all participating organisations maintain an appropriate organisational culture.
2. Establishing appropriate systems of governance and reporting.
3. Identification and management of risks.
4. Establishment of best-practice policies and procedures, including:
 - A YL Code of Conduct.
 - 'Whistleblowing.'
5. Training of staff, in particular regarding handling and reporting of incidents and allegations and working with other organisations.

The key aspects of the draft Young Lives Safeguarding Policy are captured by ensuring that:

- Young Lives staff conduct themselves appropriately at all times, and
- Young Lives staff are trained in how to report incidents or concerns, however these may arise.

A final version of the Safeguarding Policy is in development.

d) Code of Conduct

YL is committed to ensuring the highest standards of ethical conduct by all personnel associated with the project. This Code of Conduct sets out expectations in relation to such conduct. Each person engaged by YL is requested to act in accordance with its requirements.

Scope and purpose

This Code of Conduct applies to employees, collaborators and partners, international and local, working for YL. Collectively these people are referred to as 'YL people'. The Code is applicable at all times. Breaches of the Code of Conduct are grounds for disciplinary action, up to and including dismissal.

Whilst recognising that local laws and cultures differ considerably from one country to another, YL operates internationally, and therefore the Code of Conduct is developed from international and UN standards.

As an employee, partner, collaborator, supplier or contractor,

I will:

Uphold the integrity and reputation of YL by ensuring that my professional and personal conduct is consistent with the YL's values and standards. Specifically:

- I will treat all people fairly, with respect and dignity.
- When working in an international context or travelling internationally on behalf of YL, I will be observant of all local laws and be sensitive to local culture and customs.
- I will seek to ensure that my conduct does not bring YL into disrepute and does not impact on or undermine my ability, or the ability of YL itself, to undertake the role for which I am employed and the work of YL.
- In all activities, including dissemination activities, I will recognize the beneficiaries of our programmes and research as dignified humans.
- I will not work under the influence of alcohol or use, or be in possession of, illegal substances on YL premises or accommodation, or while engaged anywhere in YL work.

Not engage in abusive or exploitative conduct. Specifically:

- I will not engage in sexual activity with children (persons under the age of 18). Mistaken belief in the age of a child is not a defence.
- I will not exchange money, employment, goods or services for sex, including sexual favours or other forms of humiliating, degrading or exploitative behaviour. This is prohibited.
- I will not engage in sexual relationships with beneficiaries of our programmes, since they are based on inherently unequal power dynamics.
- I will not engage in any commercially exploitative activities with children or adults, including e.g. child labour, slavery or trafficking.
- I will not physically assault a child or adult.
- I will not emotionally or psychologically abuse a child or adult.
- I will not discriminate based on race, creed, nationality, religion, age, sexual orientation or gender.

Do my utmost to ensure the safety, health and welfare of all YL people. Specifically:

- I will adhere to all legal and organisational health and safety requirements and any local security guidelines in force at my location of work.
- I will behave in a manner such as to avoid any unnecessary risk to the safety, health and welfare of myself and others.
- I will comply with all data protection regulations.
- I will make myself aware of YL Safeguarding Policy in relation to all of my work for/with YL and I will comply with that Policy.

Be responsible for the use of information, assets and resources to which I have access through my working arrangement with YL. Specifically:

- I will ensure that I use YL assets and resources entrusted to me in a responsible manner and will account for all money and property.

- I will not use YL IT equipment, software or e-mail and social media platforms to engage in activity that is illegal under local or international law or that encourages conduct that would constitute a criminal offence. This includes any material that intimidates or harasses any group based on protected characteristics, or encourages extremism.
- I will not use YL IT equipment to view, download, create, distribute or save in any format inappropriate, violent, extremist or abusive material including but not limited to pornography or depictions of child abuse.

Perform my duties and conduct my private life in a manner that avoids conflicts of interest.

Specifically:

- When working in countries other than my own, I will act in a neutral way to all local political issues, except those involving human rights of myself and others.
- I will declare any financial, personal or family (or close intimate relationship) interest in matters of official business, which may impact on the work of YL.
- I will not be involved in awarding benefits, contracts for goods or services, employment or promotion within YL, to any person with whom I have financial, personal, family (or close intimate relationship) interests.
- I will disclose any nominations I receive to be a prospective candidate or adopt another official role for any political party.
- I will not accept significant gifts or any remuneration from governments, communities with whom we work, donors, suppliers and other persons which have been offered to me as a result of my employment with YL, or any gifts without declaring them to my Manager.

Uphold confidentiality. Specifically:

- I will exercise due care in all matters of official business, and not divulge any confidential information relating to colleagues or beneficiaries of our projects, work-related matters or any sensitive information unless legally required to do so.
- Exercise due care in relation to any personal data that comes under my control, and will comply with all data handling and processing procedures adopted by the YL project.

Concerns, Complaints and reports

All YL people are required to bring to the attention of the relevant manager any potential incident, abuse or concern that they witness, are made aware of, or suspect which appears to breach the Standards contained in this Code. YL people reporting concerns are protected by the YL Disclosure of Malpractice in the Workplace (Whistleblowing) policy.

Complaints or concerns relating to breach of the Code should be reported immediately. Reporting procedures and protocols, including the responsibilities of all parties, are set out in the Safeguarding policy and the Whistleblowing policy.

e) [Disclosure of Malpractice in the Workplace \(Whistleblowing\) Policy](#)

The Whistleblowing policy contains the essential information and principles, which should apply in the event of genuine concern about malpractice, in particular breaches of the Safeguarding Policy and the Code of Conduct.

If any person has any genuine concerns about malpractice in relation to our work or any of our workplaces, they must be able to communicate these concerns without fear of reprisals, knowing that they will be protected from victimization and dismissal.

Malpractice in this context refers to activities outlined in the YL Safeguarding Policy, and serious breaches of the YL Code of Conduct.

In the rest of this document, 'you' refers to the person communicating the concern.

Policy

If you have a genuine concern and a reasonable belief it is in the best interest of those we serve, under this policy you will not be at risk of losing your job or suffering from retribution as a result of disclosing your concern. This includes instances in which it is discovered that you are honestly mistaken. This policy does not apply if you maliciously raise matters you know to be untrue or if you are involved in the malpractice. If you are found to have made a false allegation maliciously, you will have disciplinary action taken against you.

Procedure

If you believe that the actions of someone who works for or is affiliated with YL would constitute a breach of the Safeguarding Policy or could lead to or has resulted in malpractice, the following procedure should be followed:

1. Raise the matter with your local Safeguarding Lead, who will consult the appropriate contact point.
2. If the Safeguarding Lead is involved in the alleged malpractice in some way, or may otherwise not be appropriate, then the matter should be raised with the local Safeguarding Officer.
3. If neither the Safeguarding Lead nor Safeguarding Officer are appropriate the matter should be raised with the YL Safeguarding Coordinator.

At the point of raising a concern, it will be necessary for you to share the information relating to the matter of concern as outlined in the Safeguarding Policy. **You are strongly encouraged not to make anonymous disclosures.** That being said, all disclosures, even those made anonymously, will be reviewed. Lack of information may limit the extent and outcome of the investigation.

The person initiating the concern will be notified once the matter has been resolved, but any outcomes subject to confidentiality may not be communicated.

Your key contacts

YL Safeguarding Co-ordinator

The named YL Safeguarding Coordinator will be responsible for coordinating and monitoring Safeguarding for all of YL's operations. This position will ordinarily be held by the YL Director.

YL Safeguarding Officer

This is a senior position, supporting the Safeguarding Co-ordinator. It will ordinarily be held by the YL Program Manager/PI/Deputy Director of YL.

Their names, telephone numbers and email are reported in the consultation guide to be easily available to the YL respondents:

YL is committed to ensuring the highest standards of ethical conduct by all personnel associated with the project. We want to make sure that our study does not have a negative effect on the safety and well-being of all people involved in the study, including resulting from my own conduct/behaviour. If you would like to make any kind of complaint on the conduct of the Young Lives staff, you can:

1. Contact your Safeguarding Lead, Young Lives Country Director [contact details]
2. If you are not comfortable contacting your Safeguarding Lead, alternatively you can contact one of your Safeguarding Officers: The Young Lives Country Principal Investigator [contact details]. And you can also contact the Young Lives Country Project/Field Coordinator [contact details].
3. If your Safeguarding Lead and your Safeguarding Officers are not available or not appropriate for your concern, contact the Young Lives Safeguarding Co-ordinator [emily.newcombe@qeh.ox.ac.uk or marta.favara@qeh.ox.ac.uk]

You are strongly encouraged not to make anonymous disclosures. That being said, all disclosures, even those made anonymously, will be reviewed.

SECTION 7. SURVEY MANUAL

This section will give you detailed instructions and explanations of each question you will ask in each one of the two phone calls. Please read it carefully and early enough to ask any questions or discuss doubts that you may have regarding the questionnaires, or the protocols explained in this document.

1. Fourth call

This questionnaire is administered directly to the Index Child. The purpose of this questionnaire is mainly to gather information on the recent *Index Individual's* experiences and life-history (migration, marital status, access to vaccination), as well as to update their current household composition.

The *fourth call* survey is split into three main sections:

1. Introduction – to ask for *YL Individual's* consent for this call.
2. Survey
3. *YL Individual's* location information
4. Comments – a space for the enumerators to add further comments
5. Enumerator statement

Section 0 – Data Handler at the beginning of the survey.

PURPOSE

This section records administrative information such as the Child ID, date of interview, fieldworker's name, ID, signatures and date and time the interview started and ended.

Insert CHILD ID

Insert correct CHILD ID. This is the unique number assigned to each YL Child since Round 1, and it should be kept until the last round of the study. Entering an incorrect Child ID means we cannot use the data collected in the questionnaire. The CAPI programme specifies the range of valid CHILD ID and you will not be able to enter a number outside this range. This is a required question, meaning that you won't be able to continue to the next question until you provide a valid answer.

You will then get a note with the *Name* and *Date of Birth* of the participant. Please confirm that you are talking to the correct participant. If the screen does not show the details from the participant you wish to contact, please return to the previous question and introduce the correct CHILD ID.

Date of interview

The screen will show a calendar with the date set up on your device marked. Please correct if necessary, making sure that you are registering the present date. For Ethiopia, please use Ethiopian calendar.

Phone number used to contact the YL Participant

Please enter the phone number used to contact the YL Participant for future reference.

Name of fieldworker

Please select your name from the list of names provided on the screen.

Start time

Please make sure that the correct start time of the interview is displayed on screen.

Section 1 – Introduction

PURPOSE

Section 1 collects information on the YL Individual's consent to participate in the Call 4. Note that all the Dialogue boxes are written in a way that you (as the enumerator) can read from to the YL Individual.

INSTRUCTIONS

Start the dialogue with the *YL Individual* with the following:

Dialogue 1

SAY: Hello. Good (morning/ afternoon/ night), (are you) / is this [YL Child's name]? Hi, I am [first and last name of ENUMERATOR]/ [VN: ENUMERATORS full name], of the Young Lives Study. The last time I/we talked to you over the phone was back in 2020, how are you?

On that occasion, we told you that we would contact you again this year to know about you and your family; and if the situation had improved, we were hoping to visit you, as we had originally planned to do last year. However, we are still experiencing a risky situation and, to our regret, we are once again unable to visit you due to the [Health Emergency/Coronavirus/COVID-19](#). We hope that you and your family are safe, and that this situation will get better soon.

EXPLAIN: As you may understand, you and every YL participant are adults now. Some are still living with their parents and siblings, but others are living on their own or have moved for different reasons. The main purpose of this call is to ask you some questions about your current household composition and update this information. We won't take longer than 15 minutes in this call. As always, all the information that you share with me is strictly confidential (as it has been in the past).

Use I/we depending on who contacted the YL Participant the last time. If you did contact the YL Child last year, please use first person, in case other enumerator did the contact, use a generic "we", as referring to the Young Lives Team.

Refer to the pandemic in the way that it would be most knowledgeable for the YL Participant, or using the expression that is most common in your country (Health Emergency/ Coronavirus/ COVID-19).

Q.I1: [YL Child's name], do you agree? Will you give me your consent to ask you these questions and update your data/ the information we have about you?

This question aims to obtain verbal consent from the *YL Individual* to continue with the Call 4 questionnaire. If s/he says:

- Yes = 01 ► go to next *Section 2. Survey*
- No = 00 ► continue to *Q.I2*.
- YL Child has died = 02 ► Please proceed with the condolence message suggested below:

CONDOLENCE MESSAGE

SAY: We are very sad to hear the news that [YL Child's name] has passed. We are very sorry for your loss. We are very thankful that he/she was part of the YL study for more than 20 years. It was a pleasure getting to know him/her and his/her family during this time.

Q.I2: SAY: Why don't you want to participate?

This question aims to understand the reasons as to why the *YL Individual* does not want to give his/her consent. This is particularly important to understand whether the reason why he/she does not want to participate can be addressed.

There are four possible responses. **Do not prompt the *YL Individual***. Enter the response closest to the *YL Individual's* answer.

- (01) If s/he says s/he does not have the time to do the survey because of current commitments such as studying or having to go to work, *continue to Q.13*.
- (02) If s/he has doubts and/or does not trust s/he will provide good responses, *skip to Q.14*.
- (03) If s/he refuses to participate because of a very delicate situation linked to a health, economic or other type of *emergency*, *skip to Farewell F3*.
- (04) If s/he refuses to participate because he/she is no longer interested in participating in the study, *skip to Farewell 4*. Please note that **this option should be used as a last resort**. However, this might mean that they do not want to be part of call 4 only, or want to withdraw from the phone survey (call 4 and call 5) or from the study altogether. **Please take note of the reason for withdrawal** and follow the next steps, where we will ask them some questions to clarify what they are withdrawing from.

Q.13: Explain that you can call again on a day and time that is more convenient for he/she. Also, mention again that it will be a conversation of no more than 15 minutes...

SAY: Would you like to participate? Do you give us your consent to go ahead on the date and time that is more convenient for you?

This question is to re-clarify with the *YL Individual* whether there is a more convenient time to call him/her instead if s/he is currently busy. Please note the protocol when you call them back at the agreed time and date. Mark Yes or No based on their response.

- If s/he says Yes=01 ► go to *Farewell F2* to schedule a date and time for the next call. When you call the *YL Individual* again at the scheduled time and date, start with Q.12 again to check for their consent before proceeding with the survey.
- If s/he says No=00 ► **take note of the reason** and skip to *Farewell F1*.

Q.14: Explain again the purpose of the conversation and the confidentiality of the information they share with YL. Explain that the information and data collected will only be accessed by researchers and people in charge of the study, and that they won't be able to directly identify each participant, as the data is strictly anonymised. Additionally, explain that this data is relevant to be able to communicate with them again, visit them when there is no risk to do so, send them information, etc. SAY: What do you think? Would you like to participate?

Mark Yes or No based on their response.

- If s/he says Yes=01 ► go to next section, *Section 2. Survey*
- If s/he says No=00 ► skip to *Farewell F1*.

FAREWELL 1: The participant doesn't give consent

This farewell is used in the case that the *YL* respondent doesn't give consent to continue with the survey in Q.12 or Q.13. We will inform him/her that we will conduct a new phone survey during the months of October-December and, in case they wish to participate then, they will receive a small contribution to thank them for their time.

SAY: [YL Child's name] don't worry, your decision is absolutely free and voluntary, we understand it and respect it. It is necessary that you know that choosing not to participate in this survey doesn't

affect at all your link with Young Lives. This phone survey is now concluded but you are still an important part of the study until you decide not to be. That is why it is important and necessary that you know that [between October and December, DATE OF PHONE SURVEY FIFTH CALL], I will call you again to invite you to participate in a new phone survey with questions related to you and your household, on the topics of education, health, employment, and wellbeing. The entire survey takes approximately 30-45 minutes. As always, the survey will be done with the consent of each young person and on the day and time that (he / she indicates?) is most convenient for them according to their activities....

ETHIOPIA

You will remember that whenever we have visited you, at the end of the interview, in gratitude for the time that you have given us to answer all the questions, we have given you a small amount of money or transferred mobile card, right?

Since the situation is still difficult and it is still not possible to visit the participants in their homes, we will not be able to personally carry and deliver any presents. So, as we did last year, at the end of the following survey, all participants will be given Birr 150 or Mobile card which is the approximate equivalent to the value of the money.

The delivery of the money would be made by means of a "Money Order" by Commercial Bank of Ethiopia or any other bank that the participant indicates, so that they can collect it from there. Or if you don't have access to a Bank, we may send you mobile card equivalent to the money. Or if you prefer to receive the money, we can send you the amount through our local guide. Please let us know your preference.

INDIA

You will remember that whenever we have visited you, at the end of the interview, in gratitude to the time that you have given us to answer all the questions, we have given you a money purse, vanity bag, etc, right?

Since the situation is still difficult and it is still not possible to visit the participants in their homes, we will not be able to personally carry and deliver any presents. So, as we did last year, at the end of the following survey, all participants will be given Rs. 600, which is the approximate equivalent to the value (cost) of the present.

The amount will be sent through any nationalised banks by RTGS or GooglePay, PhonePay, PayTM. In case you don't want to give us your bank account or you don't have one, we will send the amount by "Money Order" and it will take 4 or 5 days to reach them through Post office. In both cases we will send a photocopy of the receipt.

PERU

You will remember that whenever we have visited you, at the end of the interview, in gratitude to the time that you have given us to answer all the questions, we have given you a small present, e.g., backpack, watch, mini radio, etc., right?

Since the situation is still difficult and it is still not possible to visit the participants in their homes, we will not be able to personally carry and deliver any presents. So, as we did last year, at the end of the following survey, all participants will be given [S / . 60 soles, which is the approximate equivalent to the value (cost) of the present].

The delivery of the money would be made by means of a "Bank Transfer" by Banco de Crédito, Banco de la Nación or any other bank that you indicate, so that you can collect it from there. It is important that the bank account belongs to you. Or if you don't have a Bank Account. you can receive the reward from a Banco de Crédito or a Banco de la Nación Banking Agent located near their living place. Please let us know your preference.

VIETNAM

You will remember that whenever we have visited you, at the end of the interview, in gratitude to the time that you have given us to answer all the questions, we have given you a small amount of money, right?

This time, as it is not possible to visit the participants in their homes, we will not be able to personally carry and deliver any presents, so, only for this time, at the end of the following phone survey call, all participants will be given VND 50,000 or a mobile card which is the approximate equivalent to the value of the money.

The delivery of the money would be made by means of a "Bank Transfer" by [Commercial Bank of Viet Nam] or any other bank that the participant indicates, so that you can collect it from there. Or if you don't have access to a Bank, we may send you mobile card equivalent to the money. Please let us know your preference.

This is the information that I wanted to give you. When I call you back [between October and December], I will give you a much broader and more detailed explanation so that you can freely decide whether or not you want to participate in the aforementioned survey.

Thank you very much for your attention. It has been very good for me to meet and talk with you. And remember that [between October and December, DATE OF PHONE SURVEY FIFTH CALL] I will be calling you again. Goodbye for now.

[END OF THE SURVEY]

FAREWELL 2: Schedule a new time and date in case they are too busy at the time of the call

This farewell is used in the case that the YL respondent asks to re-schedule the call in case they are busy (Q.I2=02, then Q.I3=01). We will ask them about which days of the week and what time of day is best for them to receive a call to answer the phone survey. You should then schedule a time and date accordingly. We will inform them about the contribution they will receive to thank them for their time after they have finished the survey.

Q.F2a: Is there a day of the week that usually works better for you?

This is to determine the best days of the week to call the *YL Individual*. Mark all the days that apply.

Q.F2b: At what time of the day is it easier to reach you?

This is to determine the best time to call the *YL Individual*. Read the options and mark all that apply. Write any notes regarding the respondents' time availability where necessary.

SAY: OK [YL Child's name], we have agreed that I will call you back on [date and time agreed] to conduct this interview, right? Also, before saying farewell I would like to let you know that we will be conducting one extra interview [between October and December, DATE OF PHONE SURVEY FIFTH CALL].

ETHIOPIA

You will remember that whenever we have visited you, at the end of the interview, in gratitude for the time that you have given us to answer all the questions, we have given you a small amount of money or transferred mobile card, right?

Since the situation is still difficult and it is still not possible to visit the participants in their homes, we will not be able to personally carry and deliver any presents. So, as we did last year, at the end of each survey, all participants will be given Birr 150 or Mobile card which is the approximate equivalent to the value of the money.

The delivery of the money would be made by means of a "Money Order" by Commercial Bank of Ethiopia or any other bank that the participant indicates, so that they can collect it from there. Or if you don't have access to a Bank, we may send you mobile card equivalent to the money. Or if you prefer to receive the money, we can send you the amount through our local guide. Please let us know your preference.

INDIA

You will remember that whenever we have visited you, at the end of the interview, in gratitude to the time that you have given us to answer all the questions, we have given you a money purse, vanity bag, etc, right?

Since the situation is still difficult and it is still not possible to visit the participants in their homes, we will not be able to personally carry and deliver any presents. So, as we did last year, at the end of the following survey, all participants will be given Rs. 600, which is the approximate equivalent to the value (cost) of the present.

The amount will be sent through any nationalised banks by RTGS or GooglePay, PhonePay, PayTM. In case you don't want to give us your bank account or you don't have one, we will send the amount by "Money Order" and it will take 4 or 5 days to reach them through Post office. In both cases we will send a photocopy of the receipt.

PERU

You will remember that whenever we have visited you, at the end of the interview, in gratitude to the time that you have given us to answer all the questions, we have given you a small present, e.g., backpack, watch, mini radio, etc., right?

Since the situation is still difficult and it is still not possible to visit the participants in their homes, we will not be able to personally carry and deliver any presents. So, as we did last year, at the end of the following survey, all participants will be given [S / . 60 soles, which is the approximate equivalent to the value (cost) of the present].

The delivery of the money would be made by means of a "Bank Transfer" by Banco de Crédito, Banco de la Nación or any other bank that you indicate, so that you can collect it from there. It is important that the bank account belongs to you. Or if you don't have a Bank Account. you can receive the reward from a Banco de Crédito or a Banco de la Nación Banking Agent located near their living place. Please let us know your preference.

VIETNAM

You will remember that whenever we have visited you, at the end of the interview, in gratitude to the time that you have given us to answer all the questions, we have given you a small amount of money, right?

This time, as it is not possible to visit the participants in their homes, we will not be able to personally carry and deliver any presents, so, only for this time, at the end of each phone survey call, all participants will be given VND 50,000 or a mobile card which is the approximate equivalent to the value of the money.

The delivery of the money would be made by means of a "Bank Transfer" by [Commercial Bank of Viet Nam] or any other bank that the participant indicates, so that you can collect it from there. Or if you don't have access to a Bank, we may send you mobile card equivalent to the money. Please let us know your preference.

SAY: This is the information that I wanted to give you. At the moment, I can tell you that it has been very good for me to meet and talk with you. I will call you again on [date and time agreed]. Thanks a lot for now. I will call you at the agreed time for you to complete the survey. Goodbye for now.

FAREWELL 3: In case of emergency

This farewell is only for respondents who are unable to participate in the survey because it is linked to a very delicate situation for him/her or his/her family (Q.I3=03). This can be related to health, economic or other type of emergency. This question aims to collect all relevant information regarding the problem with the aim to solve it (where possible). Please take notes and specify whether it is personal or related to the family.

Collect and write down all the information you can, important details that exactly describe the problem/situation (... ask how they think it could be solved, if they have done any paperwork or management..., or if they are doing something to solve it..., what is their greatest difficulty, etc.)

SAY: I will present your case, will consult with the supervisors and with the people in charge of the Young Lives study, to find out how or who could help you directly. As soon as I get an answer, I will call you back.

*** According to the case and according to the time, set the day/date on which you would be giving the answer.**

After collecting this information, be sure to follow up on the case, and if probable (depending on the circumstances), that only when everything is "apparently solved" or in "the process of being solved", in a conversation with her/him, you will be able to mention/inform them about the future survey in [Between October and December , DATE OF PHONE SURVEY FIFTH CALL], as well as the contribution as a way to show gratitude for their time.

! NOTE: If the respondent sounds desperate or suicidal, please refer to the manual for further instructions on how to proceed.

FAREWELL 4: Withdrawal from the phone survey

This farewell will be used to confirm if the YL Index Individual wishes to be contacted for the following phone survey (Call 5).

SAY: [YL Child's name] don't worry, your decision is absolutely free and voluntary, we understand and respect it. I would like to let you know that we are going to contact again all the Young Lives participant to conduct a new phone survey [between October - December, DATE OF FIFTH CALL], similar to the one we did last years. We are planning to find out how you and your family are doing and ask you few questions about your education trajectory, your employment, your health, food consumption, your wellbeing and your household overall. The information that you and the other Young Lives participants will provide us with will be extremely valuable to understand how things are changing and what policies can be effective in improve the situation. The survey will take approximately 45 minutes.

[ET, PE, IN] Can I call you again and check with you if you are willing to talk to us again? When I call you again [between October and November, DATE OF PHONE SURVEY FIFTH CALL], I will give you a much more extensive and detailed explanation so that you can freely decide whether or not you want to participate in the survey and give us your consent

ETHIOPIA

As we did in the last year, in gratitude of the time you will give us if you decide to participate at the end of each survey, you will be given Birr 150 or Mobile card which is the approximate equivalent to the value of the money.

The delivery of the money would be made by means of a "Money Order" by Commercial Bank of Ethiopia or any other bank that the participant indicates, so that they can collect it from there. Or if you don't have access to a Bank, we may send you mobile card equivalent to the money. Or if you prefer to receive the money, we can send you the amount through our local guide. Please let us know your preference.

INDIA

As we did last year, at the end of the following survey, all participants will be given Rs. 600, which is the approximate equivalent to the value (cost) of the present.

The amount will be sent through any nationalised banks by RTGS or GooglePay, PhonePay, PayTM. In case you don't want to give us your bank account or you don't have one, we will send the amount by "Money Order" and it will take 4 or 5 days to reach them through Post office. In both cases we will send a photocopy of the receipt.

PERU

As we did last year, at the end of the following survey, all participants will be given [S /. 60 soles, which is the approximate equivalent to the value (cost) of the present].

The delivery of the money would be made by means of a "Bank Transfer" by Banco de Crédito, Banco de la Nación or any other bank that you indicate, so that you can collect it from there. It is important that the bank account belongs to you. Or if you don't have a Bank Account. you can receive the reward from a Banco de Crédito or a Banco de la Nación Banking Agent located near their living place. Please let us know your preference.

SAY: "This is the information that I wanted to give you and when I call you back, I will give you a much broader and more detailed explanation so that you can freely decide whether or not you want to participate in the survey I told you about."

00=No, don't call me again ► Go to Farewell F5

01=Yes, call me ► **ENUMERATOR SAY: Ok, I will! At the moment, I can tell you that it has been very good for me to meet and talk with you. I will call you again [between October - December, DATE OF FIFTH CALL]. Thanks a lot for now.**

VIETNAM

[VN: If you decide to participate, as we did last year, at the end of the survey, all participants will be given VND 50,000 or a mobile card. The delivery of the money would be made by means of a "Bank Transfer" by Commercial Bank of Viet Nam or any other bank that you indicate, so that you can collect it from there. Or if you don't have access to a Bank, we may send you mobile card equivalent to the money. Please let us know your preference. At the moment, I can tell you that it has been very good for me to meet and talk with you. I will call you again [between October - December, DATE OF FIFTH CALL]. Thanks a lot for now.]

FAREWELL 5: Withdrawal from the Young Lives Study [ET, IN and PE only]

This farewell is only for those who decline participating in the following phone survey (Call 5). The following dialogue is to make sure if the participant would be willing to be contacted for an in-person visit in the future.

ENUMERATOR: Please provide us with a detailed explanation on the reasons for withdrawal from the phone survey.

SAY: [YL Child's name] don't worry, your decision is absolutely free and voluntary. Finally, we still hope we will be able to visit you in person again in the future. It would be great to see you again and find out how you and your family are doing. Is that ok if we contact you as soon as we know when

we will be able to get back to the in-person visit (possibly in 2022 or 2023)?

00=No, I am not longer interested in being part of the study ► Go to Farewell F6
01=Yes, contact me ► **ENUMERATOR SAY:** Ok, I will! At the moment, I can tell you that it has been very good for me to meet and talk with you. Thanks a lot for now.

FAREWELL 6: Final goodbye for those who wish to withdraw [ET, IN and PE only]

This farewell will be used only if the YL Individual indicates that s/he doesn't want to be contacted in the future. This means they wish to withdraw from the Young Lives study and will no longer be contacted by us. Say goodbye in an amicable way, thanking them for their participation in the study for all these years.

ENUMERATOR: Please provide with a detailed explanation on the reasons for withdrawal from the study

SAY: [YL Child's name] don't worry, your decision is absolutely free and voluntary, we understand and respect it. We are very sorry to see you leave. We want to thank you for your time, commitment and for being part of this study for more than 20 years. The information you have given us is very valuable and it has been a pleasure getting to know you. We wish you all the best. I want to confirm you that you will no longer be contacted by YL for any future study.

Section 2 – Survey

PURPOSE

Once the YL Individual has given his/her consent, ask him/her the following questions in this section. It is important that the questions are asked in the form of a conversation, dialogue with him/her.

MIGRATION

This section aims to collect YL Respondent's movements to a different locality since the outbreak of the pandemic/Corona (March 2020) for 1 month or more (or that are expected to last for 1 month or more). The only exceptions are the temporary movements that occur for holiday trips. Those holiday trips should NOT be registered. This information will be used to analyse migration issues related to YL Respondent.

DEFINITIONS

- **Locality / community:** The concept of locality remains open to what the respondent considers his/her locality is. Typically, administrative areas such as wards in urban areas and villages in rural areas are considered a "locality".
- **Movement:** Any change of residence situated in a different locality / community for at least 1 month (or that is expected to last for at least 1 month). This excludes temporary movements which take place during school/college/university's holiday periods, after which the child returned to his/her original place of residence.

INSTRUCTIONS

This section begins with a filter question that will enable Q2-Q5 for ET, IN and PE; Q2-Q3 for VN.

SAY: Now I'd like to ask you about the different places in which you have lived since the outbreak of the pandemic (roughly March 2020) [IN: outbreak of Corona (March 2020)]. I would like to know only about movements to a different locality for at least 1 month (or that are expected to last 1 month or more). In [MONTH & YEAR OF R6 TRACKING], you were living in [ROUND 6 TRACKING LOCALITY].

Q.1: Have you moved to a different locality for at least 1 month (excluding holiday trips) since the beginning of the pandemic [IN: outbreak of Corona]?

This is the filter question of this section. If the YL Respondent moved only once and it was less than one month ago, but expects to stay there temporarily, you should enter "01=Yes".

Holiday trips are defined as trips that are meant for leisure; trips that involve any form of work (unpaid, paid, formal, or informal) are NOT considered a holiday trip.

Example: An OC boy has gone to the district capital for temporary work during a time when there is little agricultural work. He left two weeks ago but plans to stay in the district capital for a total of 3 months. This is considered a movement and the answer to Q1 should be coded "01=Yes". However, if he plans to stay in the district capital for only 3 weeks, and he had not moved for at least one month at any other point since 2020-21, the answer should be coded "00=No", as in total he will not have been away for at least one month when he comes back from this trip.

In the case that the YL Respondent has not moved to another locality during this period, register "No=00" and skip to the next section, *Marital Status*.

Q.2: How many times did you move to a different locality for at least 1 month (excluding holiday trips) since the beginning of the pandemic [IN: outbreak of Corona]?

This question seeks to register the number of times that the YL respondent has moved to a different locality since March 2020. Enter a number greater than 0. If the respondent has moved more than once, please ask him to refer to the location where he stayed the longest for the following questions.

SAY: If you moved more than once, please refer to the location where you stayed at the longest.

Q.3: SAY: What were the two most important reasons for moving?

The purpose is to register the two main reasons why the Index Child moved. The answer to this question is registered in two stages: first, it groups the reasons in three categories: Related directly to the child=01, related directly to the child's family=02, and related to the community=03. After you select one of these choices based on the answer given by the participant, it will be possible to specify the reason. Please take the time to be familiar with the different possible answers.

Reasons related directly to the child	01=Found job 02=To look for work 03=Lost my job 04=Transferred on a job 05=To study 06=For training 07=To do military service 08=To care for a sick person 09=To seek medical treatment 10=Seeking for independence 11=Debt burden 12=Marriage 13=Divorce/ separation 14= Better housing 15=To follow inheritance
---------------------------------------	---

	16=To look for land 17= Other personal reason, specify
Reasons related directly to the child's family	19=Parent(s) died 20=Death of a relative 21=To follow spouse/ partner 22=To follow other relatives (excluding spouse/ partner) 23=To join or to be close to family 24=To visit friends / family 25=Pregnancy / birth of a child 26=Forced to move by spouse / partner 27=Forced to move by parents, parents-in-law, siblings, or siblings in law 28=Other family reason, specify
Reasons related to the community	29=To live in a healthier environment 30=To escape war, violence, crime 31=To escape natural disaster(s) 32=Hunger / Lack of food 33=Conflict in the community (clashes within the community / neighbours) 34=Urban relocation 35=Rural resettlement 37= A safe environment 38=Other community reason, specify 77=NK 88=NA 79= Refuse to answer

Please report up to 2 reasons in order of importance. In case that the reasons given by the respondent do not correspond with the codes of the survey, enter Other personal reason=17, Other family reason=28, or Other community reason=38 and write down the reasons that the respondent specifies. In case that the respondent only specifies one reason, register NA=88 for the second reason.

Ethiopia, India and Peru only

Q.4: SAY: Before moving, did you know anyone in the location you were moving to?

This question seeks to find out if the YL Respondent had known anyone in the locality to which he/she was moved BEFORE moving there (support system/network). If he/she answers "No=00", skip to the next section. It is very important that the respondent understands that we are not asking about people whom the respondent met after moving to the locality, but rather, **who the respondent knew BEFORE s/he moved.**

Q.5: SAY: Whom did you know BEST in the location that you moved to?

This question seeks to find out if the YL Respondent had someone in that locality that he/she could consider as a support. Remind the YL child that **this refers to persons who already lived in that location, rather than people who moved together with the YL Child.** The respondent should think about all of the people whom s/he knew BEFORE moving to the location and name the person h/she was closest to BEFORE moving. If the respondent knew different people just as much, ask him/her to think of the person he/she considered could provide him/her with the most support.

MARITAL STATUS

This section aims to record changes in marital status of the YL respondent since Round 5 (2016). Note that we have previously collected information on marital status for the Older Cohort.

SAY: Before asking about who is living with you, may I ask you what your marital status is? In Round 5, you were cohabitating with/married to (with [PREFILLED NAME OF Round 5 SPOUSE / PARTNER]). We would like to ask you a few questions about your current relationship status.

Q. 6: What is your current marital status?

This question wants to ask the marital status of the person. Not to be confused with the status stated on his/her ID. Note that the code "Separated" (05) refers to both separation if the couple was married, as well as separation if the couple only lived together. Wait for the Index Child's response. In some cases, this question does not capture the true information of the Index Child's marital status in some cases in which he/she reports to be single. If the Index Child has been married or has ever lived with a partner, but divorced or separated, it may be the case that he/she reports to be single. In this case, respect the response of the Index Child; this information may have been collected in a previous round.

Please note that this question registers changes to the marital status between Round 5 (2016) and Call 4 (2021). Be familiar with the answer codes as they reflect subtle situations that may have occurred since Round 5.

- **00=Single (never married)** ► this code should be used for YL Children who have never married in the past. They move to the next section, Roster and Household characteristics
- **01= Married (to a different person / newly married since Round 5)** ► This code should be used for newly married individuals (i.e., single in Round 5 and married for the first time between Round 5 and Call 4) and for those who re-married since Round 5 (i.e., they were married to a different person in 2016/2020, got divorced and got married again to another person).
- **06= Married to same spouse as in Round 5** ► used for individuals married to the same spouse as in Round 5.
- **07 = Married since Round 5 to Round 5 partner** ► used for individuals that were cohabiting in Round 5 and got married to that partner between Round 5 and Call 4.
- **02= Cohabitant (with different person/ newly cohabiting since Round 5)** ► For those individuals who were single in Round 5 and are now newly cohabiting, and for those who were cohabiting with a different person in Round 5.
- **08 = Cohabitant with same partner as in Round 5** ► for individuals who are still cohabiting with the same partner as in Round 5.
- **03= Widow(er)**
- **04= Divorced**
- **05= Separated**

The next three questions are only asked to those participants that declare being married in the previous question (Q.06= 01,06, or 07). Q.7 and Q.8 are only asked in Ethiopia and India and seek to find out if [YL Child], by own choice, married their husband/wife.

Ethiopia and India only (YC: all and OC only if Q.6=01 or Q.6=07)

Q.7: Who chose your spouse?

Do not prompt the answers, wait for a full answer and code accordingly. Notice that the options include the YL Child him/herself, the YL Child together with other people, and other people except the YL Child.

- 01 = Index child himself/herself ► Skip next question
- 02 = Index child together with parents ► Skip next question
- 03 = Index child together with other relatives ► Skip next question
- 04 = Parents and/or other relatives
- 05 = Other, specify
- 06 = Other non-relatives alone
- 07 = Other non-relatives and child together ► Skip next question
- 77=NK ► Skip next question
- 88=NA ► Skip next question
- 79=RTA ► Skip next question

Q.8: Did you have any say in choosing him/her?

If the YL Child answers that other people chose the spouse for him/her in Q.5, you should ask this question to further probe that he/she did not have a say at all in choosing his/her spouse.

- 00= No
- 01 = Yes

Q.10: Which month and year did you get married?

This question aims to record the date of the current marriage. This question is asked to all those participants who indicate being married in Q.6. Please enter the month and year in which the participant got married with their current husband/wife.

ROSTER AND HOUSEHOLD CHARACTERISTICS

The following section aims to collect information about the *YL Individual* and his/her household's composition.

DEFINITIONS

Household: A household is defined as a group of individuals that meets three conditions:

1. They live under the same 'roof' or within the same compound/homestead/stand, and
2. They share food from a common source at least once a day (i.e., cook and eat together), and
3. They contribute to or share in, a common resource pool, aside from food and shelter, which means:
 - They **contribute to** the household through wages/salaries or any cash/in-kind income (e.g., parents), or
 - They **benefit from** this income, but do not contribute to it (e.g., children, students, elderly)

INSTRUCTIONS

The roster will be prefilled with the latest information we have about household members. In some cases, this will be information collected in Call 1; for those who weren't interviewed in Call 1, this will be pre-filled with Round 5 information. The roster will include household members who have died from COVID-19 (information from CALL 1, qualitative information from calls 2 and 3). Further questions for

these household members will be disabled but will be kept on the roster to inform the enumerator that the household lost a member to COVID-19. Flag panel sibling.

CAPi will pre-fill the names of the Call 1/ Round 5 household members, and information A – F where available. You will be required to update and fill in information A—F for each household member, beginning with the YL Individual. In each column (A—F) are the following:

- A) Confirm whether the [HHM] is still living with *YL Individual*
- B) In which year did he/she die in?
 - Only enabled if [HHM] has died=03 or died from COVID-19=07
 - Once this is filled in, CAPi will disable all information from C—E. Move on to the next [HHM]
- C) Relationship to the *YL Individual*
 - Use Codebox #2 to check for the code that corresponds to the [HHM]'s relationship to the YL Individual. Remember that the *YL Individual* is the point of reference. If easier, fill the code in after the interview.
- D) Sex
- E) Age in years
 - If age is unknown, enter -99
 - If the child is below 1 year old, enter 0. This will enable F.
 - CAPi will only allow you to enter age above the pre-filled age (if present)
- F) Age in completed months
 - Only enabled if [HHM] is less than 1 year old

Start the checks of A—F by checking with the *YL Individual* whether said person is still living with him/her, based on information previously collected. After going through the previously known household members, there is a question to confirm if there are any additional people living in the household. Enter the number of additional people in the household and the add new members where needed and fill in their name, along with all information for A—F for new household members. Fill this table by row.

Q.10.G-N will only be enabled if Child of the YL respondent was not present in Round 5 and is aged 5 years or less.

Note: If the YL participant has had a child between call 1 and 4 (or Round 5 and call 4) and that child has died prior to call 4, the survey does not capture any information about this child. If you encounter this situation, please include this information in a comment when collecting data.

SAY: I am now going to ask you some questions about who is living with you.

Q.10.A: Please, starting with you, can you please confirm that these persons are still living with you?

Confirm if each one of the persons registered in Call 1/ Round 5 are still part of the household. Note that code 03 states that the person has died and 07 states that the person has died from COVID-19 or is suspected to have died from COVID-19.

01=Yes, lives in household

02=No, lives elsewhere temporarily

03=Person has died --> CAPi: Question B enabled.

04=No, lives elsewhere permanently

05=Person not known by the household

06=Other, specify

07= Died from COVID-19 or suspected to have died from COVID-19 --> CAPi: Question B enabled

Q.10.B: In which year did he/she die in?

This question registers the year in which the household member died or died from COVID-19 (Q.A is 03=Person has died or 07 = Died from COVID-19). Once Q.B is filled for corresponding HHM, skip to next row.

Q.10.C: Relationship to the YL Child

Select the answer that corresponds to the [HHM]'s relationship to the YL Individual. Remember that the YL Individual is the point of reference. Please note that there is a long list of possible answers to this question and that you might need to scroll down to see the complete choice list.

Q.10.D: Sex

Q.10.E: Age in years

Enter current age. Enter 0 if less than 1 year old
If not known, enter -99

Q.10.F: Age in completed months

This question is asked only for children under 1. Please enter a valid number between 1-11. If not known, enter -99. Please note that completed months should be register here, so if less than 31/30 days= 0 months.

CHILDREN BORN SINCE R5

The following questions will only be enabled if child was born since R5 and if they are the child of the YL index child (C=27)

ENUMERATOR: *If the respondent is male, and the child's mother is available, ask these questions to her.*

Q.10.G: How much did 'Name' weigh at birth?

This question wants to find out the child's birth weight. Enter weight in grams. Usually, this variable is subject to measurement error, since the exact data on birth weight is not remembered by the parents. However, there are medical documents that certify both weight and length at birth. Ask the YL respondent to check the birthweight documentation if possible/available. If not known, enter -9999.

Q. 10.H: Was the birth weight from documentation?

The aim of this question is to check if there are any official records of the child's weight. This helps to minimize the measurement error of the previous question. Answer no, yes or don't know.

Q.10.I: During the pregnancy with 'NAME' did you/ your partner see anyone for antenatal care?

This question identifies if the YL Respondent did prenatal controls when she was pregnant with Child's Name. You should only include visits related to antenatal care and exclude visits for non-pregnancy related illnesses. If the respondent answers No, skip next question and go to Q.10.K.

Q.10.J: How many antenatal visits did you/ your partner have during the pregnancy with 'NAME'?

Record the number of antenatal visits, or 0 if the YL Child did not have any antenatal visits. Please enter -77 if Don't Know (NK) and -88 if it Doesn't apply (NA).

Q.10.K: Where was 'NAME' born?

This question records where the YL Respondent/YL Respondent spouse/partner gave birth to the child. The choice list for this question is country specific.

Q.10.L: Who assisted with your/ your partner's delivery? (PROMPT)

This question aims to find out who assisted with the delivery. This is to have an idea of the conditions in which the child was born.

- Doctor 00=No 01=Yes 88=N/A (not mother) 77=NK 79=Refused to answer
- Nurse 00=No 01=Yes 88=N/A (not mother) 77=NK 79=Refused to answer
- Midwife 00=No 01=Yes 88=N/A (not mother) 77=NK 79=Refused to answer
- Health Extension Worker 00=No 01=Yes 88=N/A (not mother) 77=NK 79=Refused to answer
- Traditional birth attendant 00=No 01=Yes 88=N/A (not mother) 77=NK 79=Refused to answer
- Relative 00=No 01=Yes 88=N/A (not mother) 77=NK 79=Refused to answer
- Other, Specify 00=No 01=Yes 88=N/A (not mother) 77=NK 79=Refused to answer

Q.10.M: Was 'Name' born prematurely/ before you expected?

This question wants to find out if delivery was earlier than anticipated when the Index Child was pregnant with Child's Name. If the birth was earlier than 40 weeks, enter Yes=01, if the birth was on or after 40 weeks, enter No=00. If No, skip the next question.

Q.10.N: By how many weeks was the birth early?

This question will be answered if the YL participant answer yes to the previous question, meaning that his/her child was born prematurely. Record the number of weeks the CHILD was prematurely delivered. If the respondent does not know, enter -77.

CHILDREN OF THE YL RESPONDENT THAT DO NOT LIVE IN THE HOUSEHOLD

This section aims to find out information on children from the YL Respondent who are not currently living in the same household as the YL Respondent.

SAY: I am now going to ask you about children who do not live with you.

Q.11: Do you have any children not living with you?

This question aims to find out if the YL Respondent has any other living children who are not currently living in the same household as the YL Respondent. If the answer is Yes=01, Q.12 A-D are then asked for each child of the YL individual. Q.12 E-L will be enabled if there is any child aged 5 years or under. If the response for the HHM is No=00, NK=77 or Refused to Answer=79, skip to the next section, pregnancies.

Q.12: Please state the name, gender, and age of each of your children

Q.12.A: Name

Q.12.B: Sex

Q.12.C: Age in years

Q.12.D: Age in completed months

This question is asked only for children under 1. Please enter a valid number between 1-11.

Q.12.E: How much did 'Name' weigh at birth?

This question wants to find out the child's birth weight. Enter weight in grams. Usually, this variable is subject to measurement error, since the exact data on birth weight is not remembered by the parents. However, there are medical documents that certify both weight and length at birth. Ask the YL respondent to check the birthweight documentation if possible/available. If not known, enter -9999.

Q.12.F: Was the birth weight from documentation?

The aim of this question is to check if there are any official records of the child's weight. This helps to minimize the measurement error of the previous question. Answer no, yes or don't know.

Q.12.G: During the pregnancy with 'NAME' did you/ your partner see anyone for antenatal care?

This question identifies if the YL Respondent did prenatal controls when she was pregnant with Child's Name. You should only include visits related to antenatal care and exclude visits for non-pregnancy related illnesses. If the respondent answers No, skip next question and go to Q.10.I.

Q.12.H: How many antenatal visits did you/ your partner have during your pregnancy with 'NAME'?

Record the number of antenatal visits, or 0 if the YL Child did not have any antenatal visits. Please enter -77 if Don't Know (NK) and -88 if it Doesn't apply (NA).

Q.12.I: Where was 'NAME' born?

This question records where the YL Respondent/ YL Respondent spouse/partner gave birth to the child. The choice list for this question is country specific.

Q.12.J: Who assisted with your/ your partner's delivery? (PROMPT)

This question aims to find out who assisted with the delivery. This is to have an idea of the conditions in which the child was born.

- Doctor 00=No 01=Yes 88=N/A (not mother) 77=NK 79=Refused to answer
- Nurse 00=No 01=Yes 88=N/A (not mother) 77=NK 79=Refused to answer
- Midwife 00=No 01=Yes 88=N/A (not mother) 77=NK 79=Refused to answer
- Health Extension Worker 00=No 01=Yes 88=N/A (not mother) 77=NK 79=Refused to answer
- Traditional birth attendant 00=No 01=Yes 88=N/A (not mother) 77=NK 79=Refused to answer
- Relative 00=No 01=Yes 88=N/A (not mother) 77=NK 79=Refused to answer
- Other, specify 00=No 01=Yes 88=N/A (not mother) 77=NK 79=Refused to answer

Q.12.K: Was 'Name' born prematurely/ before you expected?

This question wants to find out if delivery was earlier than anticipated when the Index Child was pregnant with Child's Name. If the birth was earlier than 40 weeks, enter Yes=01, if the birth was on or after 40 weeks, enter No=00. If No, skip the next question.

Q.12.L: By how many weeks was the birth early?

This question will be answered if the YL participant answer yes to the previous question, meaning that his/her child was born prematurely. Record the number of weeks the CHILD was prematurely delivered. If the respondent does not know, enter -77.

PREGNANCIES

This sub-section aims to find out if the YL respondent/ YL respondent's partner is pregnant and their opinion on the ideal number of children. This section is administered to both female and male respondents.

Q.13: Are you currently pregnant?

This question is for female respondents. Select Yes or No according to the respondent's answer.

Q.14: Is your partner currently pregnant?

This question is for male respondents. Select Yes or No according to the respondent's answer.

SAY: Now I would like to ask you about what you think of having children.

Q.15: What do you think would be the ideal number of children for you?

This question seeks to find out how many children the respondent would ideally like to have. Record the number. Remind the YL Child that it does not matter about the number of children he/she may already have, if they have any. Their answer can be more, less or the same as the number of children they actually have. If the person is indifferent to this, enter "80". If the person doesn't want/didn't want to have any children, enter "0". Remind the YL Child that 0 is a valid answer to have.

EFFECT ON HEALTH

The following section aims to record information on COVID-19 infections and access to vaccinations.

SAY: Now, I would like to know more about your health and the health of the other household members.

Q.16: Has any current household member, including yourself ever been infected / was believed to be infected with COVID-19?

Say that typical symptoms of COVID-19 include high temperature, continuous cough, loss of smell and taste, breathing problems, chest pain. Enter the response "Yes, someone=01" else if any household member has been infected/ believed to be infected, and "Yes, myself=02" if the YL Respondent has been infected/ believed to be infected. Please note that here we are registering information on those who have been infected or ill with COVID-19 and that has been confirmed with a test (PCR, antigen test, lateral flow) AND also on those who suspect being infected because of the symptoms experienced. This question refers to having been infected with COVID-19 ever since the pandemic started/ outbreak of Corona (March 2020).

Q.17: Was your diagnosis confirmed by a test?

This question aims to confirm, in the case that the YL Individual declares having been or believed to be infected with COVID, if this was confirmed by a test. This means that they actually went through the process of getting a test and received a positive result. The type of test is not relevant for this question, only knowing if there was any procedure that confirmed the diagnosis. Enter Yes=01, No=00, Doesn't know=77 or Refused to answer=79.

SAY: Now, I would like to know more about vaccines offered/administered to you and other household members

Q.18: Has any household member, including yourself been offered and/or administered any vaccine against COVID-19?

This question aims to record if any household member has been offered/ administered any vaccine against COVID-19. Select the response Yes=01, No=00, Doesn't know=77 or Refused to answer=79.

COVID-19 VACCINATIONS

Q.19 – Q.21 is a table of responses about the *YL Individual* and household members' access to COVID-19 vaccinations. The corresponding name of each household member in each row will be pre-filled by CAPI using information from Q.10, disabling those younger than 18 and those who have died. Please write notes on the cases of those who have received any dose of the vaccine (e.g., whether it was difficult to get hold of the vaccine, side effects, etc.).

Q.19: Has [HHM Name] been vaccinated against COVID-19?

This question aims to know which of the household members have been vaccinated against COVID-19. Q.20 – Q.21 are then asked for each household member that has been indicated with Yes=01. If the response for the HHM is No=00 or Refused to Answer=79, skip to the next row to the next household member.

Q.20: Which vaccine/s was/were administered? Enumerator: Don't read options. MARK ALL THAT APPLY.

This question provides with a comprehensive list of vaccines available. Do not read/prompt the list of vaccine names. Please be familiar with the ones that are most available in your country and the common names given to each vaccine. Enter response given by the respondent. If the YL Individual reports having received more than one vaccine, note that it is possible to mark all that apply. If the YL respondent doesn't know, select NK=77.

Q.21: How many doses has the household member received?

This question aims to record if the household member has been fully vaccinated (2 doses) or partially vaccinated (1 dose), except for the Johnson & Johnson vaccine, which requires only 1 dose.

Read the following dialogue:

[YL Child's name] It has been very good for me to talk to you. We are very grateful for your time and the information you have provided us with.

Before we say goodbye, I would like to let you know/remind you that we will conduct a new phone survey [between October - December, DATE OF FIFTH CALL]. I will call you again then to find out how you and your family are doing and to invite you to participate in a new interview for all YL participants with questions about your education trajectory, your employment, your health, food consumption, your wellbeing and your household overall. The survey will take approximately 45 minutes, but when I call you again, I will give you a much more extensive and detailed explanation so that you can freely decide whether or not you want to participate in the survey and give us your consent.

Q.22-23 aim to collect information on the best timing to contact the YL Respondent for Call 5

Q.22: Is there a day of the week that usually works better for you?

This is to determine the best days of the week to call the *YL Individual*. Mark all the days that apply.

Q.23: At what time of the day is it easier to reach you?

This is to determine the best time to call the *YL Individual*. Read the options and mark all that apply. Write any notes regarding the respondents' time availability where necessary.

ETHIOPIA

You will remember that whenever we have visited you, at the end of the interview, in gratitude for the time that you have given us to answer all the questions, we have given you a small amount of money or transferred mobile card, right?

Since the situation is still difficult and it is still not possible to visit the participants in their homes, we will not be able to personally carry and deliver any presents. So, as we did last year, at the end of each survey, all participants will be given Birr 150 or Mobile card which is the approximate equivalent to the value of the money.

The delivery of the money would be made by means of a "Money Order" by Commercial Bank of Ethiopia or any other bank that the participant indicates, so that they can collect it from there. Or if

you don't have access to a Bank, we may send you mobile card equivalent to the money. Or if you prefer to receive the money, we can send you the amount through our local guide. Please let us know your preference.

INDIA

You will remember that whenever we have visited you, at the end of the interview, in gratitude to the time that you have given us to answer all the questions, we have given you a money purse, vanity bag, etc, right?

Since the situation is still difficult and it is still not possible to visit the participants in their homes, we will not be able to personally carry and deliver any presents. So, as we did last year, at the end of the following survey, all participants will be given Rs. 600, which is the approximate equivalent to the value (cost) of the present.

The amount will be sent through any nationalised banks by RTGS or GooglePay, PhonePay, PayTM. In case you don't want to give us your bank account or you don't have one, we will send the amount by "Money Order" and it will take 4 or 5 days to reach them through Post office. In both cases we will send a photocopy of the receipt.

PERU

You will remember that whenever we have visited you, at the end of the interview, in gratitude to the time that you have given us to answer all the questions, we have given you a small present, e.g., backpack, watch, mini radio, etc., right?

This time, as it is not possible to visit the participants in their homes, we will not be able to personally carry and deliver any presents, so, only for this time, at the end of the following survey, all participants will be given [S /. 60 soles, which is the approximate equivalent to the value (cost) of the present].

The delivery of the money would be made by means of a "Bank Transfer" by Banco de Crédito, Banco de la Nación or any other bank that you indicate, so that you can collect it from there. It is important that the bank account belongs to you. Or if you don't have a Bank Account. you can receive the reward from a Banco de Crédito or a Banco de la Nación Banking Agent located near their living place. Please let us know your preference.

VIETNAM

You will remember that whenever we have visited you, at the end of the interview, in gratitude to the time that you have given us to answer all the questions, we have given you a small amount of money, right?

This time, as it is not possible to visit the participants in their homes, we will not be able to personally carry and deliver any presents, so, only for this time, at the end of each phone survey call, all participants will be given VND 50,000 or a mobile card which is the approximate equivalent to the value of the money.

The delivery of the money would be made by means of a "Bank Transfer" by [Commercial Bank of Viet Nam] or any other bank that the participant indicates, so that you can collect it from there. Or if

you don't have access to a Bank, we may send you mobile card equivalent to the money. Please let us know your preference.

SAY: This is the information that I wanted to give you now. Once again, I thank you for your time and remember that I call you again [between October and November, DATE OF PHONE SURVEY FIFTH CALL] Now, before I say goodbye, I would like to verify your address and your contact numbers. Go to next section (Locating Information)

Section 3 – Locating information and contact info

This section is to collect information of the YL Individual's address and contact details.

Locating Information

This question is only to be answered by the fieldworker/enumerator. CAPI will pre-fill the address provided from the Round 6 Tracking.

Current Location of Index Child

SAY: I would like to ask you some questions about where you live.

Q.1. Is this your current address?

Confirm if the YL Individual is still living in her/his latest address registered. CAPI will prefill this field with Call 3 address. If the address is correct and corresponds exactly to the pre-filled information, enter Yes=01. If the address is different to the pre-filled information (if present) and there needs to be corrections, please enter No=00 (PE only: Enter Yes, but there is an error in the address=02). If the *YL Individual* is living in a different address, enter No=00. If the answer is No, you will continue to the next question, if it is yes, you will skip to Q.3.

[ETHIOPIA, INDIA and VIETNAM only: if the address is correct, you will need to enter each section of the address.]

Q.2 [YL Child], Are you living at any of the following previous location?

CAPI will provide with the addresses registered for the YL Individual in the 2020 Phone Surveys, Round 6 tracking and Round 5. This is to find out if the *YL Individual* has moved back to a previous address. If respondent answers 00=No to ALL previous locations, skip to Q.9. If respondent answers Yes=01 to any previous location ET, VN, IN answer Q.3-Q.8 the skip to Q.23, PE skip to Q.23.

Q.3 ET, IN, VN only: Please enter the individual parts of the full address

If the YL Individual confirms their address in the latest address registered Q.1=Yes, you will be asked to enter the individual elements of the full address, specific to the way each country registers addresses (e.g. Province, state, district, city, lane, etc.) This will allow us to collect the component parts of addresses that have been previously collected and to be able to use this data in different ways.

- In Ethiopia, the table fills from Q.3 – Q.9, which includes region, zone (if outside Addis Ababa) and sub city (if in Addis Ababa region), woreda (if in Addis Ababa and rural-outside Addis Ababa) and town (Urban – outside Addis Ababa), Peasant Association (rural) and Kebele (urban), Got/Kushet/Ganda for rural areas and Sefer for urban areas, locality name and household number (urban only)
- In India, the table fills from Q.3 – Q.6, which include state, district, mandal and village
- In Vietnam, the table fills from Q.3 – Q.5, which include province, district and commune/ward

Q.9. Please write down the current address of the [YL Child]'s dwelling.

Write down the name of street, avenue, jiron, lane, road (S/N=No name) in the space provided

Q.10: References to find the dwelling

Write down the references to find the *YL Individual's* dwelling, especially if you entered the S/N in Q.9.

Q.11 – Q.22 (max)

- In Peru, the table fills from Q.11 – Q.22 which includes the serial number, interior number, apartment, floor number, block, UCV, Lot, Group, Sector, Zone, Leg and Km.
- In Ethiopia, the table fills from Q.11 – Q.17, which includes region, zone (if outside Addis Ababa) and sub city (if in Addis Ababa region), woreda (if in Addis Ababa and rural-outside Addis Ababa) and town (Urban – outside Addis Ababa), Peasant Association (rural) and Kebele (urban), Got/Kushet/Ganda for rural areas and Sefer for urban areas, locality name and household number (urban only)
- In India, the table fills from Q.11 – Q.14, which include state, district, mandal and village
- In Vietnam, the table fills from Q.11 – Q.14, which include province, district and commune/ward

Q.23 – Q.26 (max): Please fill in the current geographic location of the [YL Child]

Fill in the geographic information of the *YL Individual's* location.

- In Peru, this includes the Department, Province, District and Locality of the location.
- In Ethiopia, this includes the Region, Zone or sub city (if in Addis Ababa), woreda/town and Peasant Association/Kebele of the location
- In India, this includes State, District, Mandal and Village of the location
- In Vietnam, this includes Province, District and Commune/ward of the location

Q.27 [YL Child], do you have a permanent address or another address that is different from your current address? Yes=01 please write down the full address in Q.28-Q.41 (max), No=01 skip to telephone numbers section.

Q.28. Please write down the [YL Child]'s alternative address.

Write down the name of street, avenue, jiron, lane, road (S/N=No name) in the space provided

Q.29: References to find the dwelling

Write down the references to find [*YL Individual's*] alternative dwelling, especially if you entered the S/N in Q.28.

Q.30 – Q.41 (max)

- In Peru, the table fills from Q.30 – Q.41 which includes the serial number, interior number, apartment, floor number, block, UCV, Lot, Group, Sector, Zone, Leg and Km.
- In Ethiopia, the table fills from Q.30 – Q.37, which includes region, zone (if outside Addis Ababa) and sub city (if in Addis Ababa region), woreda (if in Addis Ababa and rural-outside Addis Ababa) and town (Urban – outside Addis Ababa), Peasant Association (rural) and Kebele (urban), Got/Kushet/Ganda for rural areas and Sefer for urban areas, locality name and household number (urban only)
- In India, the table fills from Q.30 – Q.33, which include state, district, mandal and village
- In Vietnam, the table fills from Q.30 – Q.33, which include province, district and commune/ward

Telephone numbers

This table collects contact information of the *YL Individual's* household as well as persons who are close to them i.e. relative/neighbour. Any responses that have been given the YL Child in previous calls/rounds will be pre-filled in the table. Please confirm this information and edit, add or remove responses as necessary.

SAY: I would like to ask you for your contact details. Please tell me if we can communicate with the household through the following means.

[INDIA] Please ask specifically for the spouse's telephone number and either parent's phone number

Q.42: Does the household have any of the following?

Read out the list whether the household has a landline, whether relative or neighbour has a landline, whether there is a communal phone, mobile phone or any other mobile phone number. Mark Yes or No. If the answer to the corresponding option is No=00, skip to the next row and move to Q.54.

Q.43: Is it a smartphone?

Smartphones only correspond to mobile phones. Enter Yes or No.

Q.44: When you are at home are you able to access the internet through any of these smartphones using either Wi-Fi (wireless internet) or a phone data plan?

This is to register if the YL Individual has got internet access through any of the smartphones when s/he is at home. This is specially to check if the smartphone has got internet signal.

Q.45: What is the telephone number?

Enter the telephone number if present.

Q.46: Whose telephone number is this?

Enter name of the person the number belongs to.

Q.47: What is his/her relationship to [YL Child]?

Enter the relationship to *YL Individual*. Then enter the corresponding code from Codebox #0.

Email Address

This table collects the *YL Individual* or any household member's email address. Any responses that have been given the YL Child in previous calls/rounds will be pre-filled in the table. Please confirm this information and edit, add or remove responses as necessary.

CAPi will show pre-filled note if there was any problem with the email that the YL participant provided in Call 3.

SAY: we would like to confirm with you the e-mail address we have from CALL 3

Q.48: Does anyone in the household have email?

If No=00, skip to the closing statement

Q.49: What is the email?

Enter email address.

Q.50: Whose email is this?

Enter name of the person whose email belongs to.

Q.51: What is his/her relationship to [YL Child]?

Enter the relationship to *YL Individual*. Then enter the corresponding code from Codebox #0.

CLOSING REMARKS

SAY: That's all for now, again: Thank you very much for your help and remember that in [between October and December, DATE OF PHONE SURVEY FIFTH CALL] I am calling again. Thank you very much and stay safe!

END OF THE SURVEY

Section 4 – Comments

This section is only answered by you (the enumerator). C1 and C2 are to register whether the respondents asked for further information. This is an important information which we will use to adjust the consultation guide to better fit the respondents' needs. C3 and C4 have the purpose to systematically record potential ethical cases (whether the enumerator noticed anything that gave him/her cause for concern in relation to the young person/family) related to mental health, poor physical health, hunger, violence. Possible ethical cases need to be reported as soon as possible to the field coordinator, discussed at weekly debriefing sessions and reported to the team in Oxford. Ticking the box on potential ethical cases is not a poor reflection of your work, but simply indicates there was some cause for worry.

C.1: Has the [YL Child] asked for information?

This is to confirm if the YL Individual has asked you for any information, whether or not it is related to the survey, the Coronavirus or anything else. If the answer to this is yes, you can indicate what kind of information was requested. This will help us provide more accurate and detailed information to the YL Individual in case they need it.

C.2: Related to what?

If the answer to C.1 is Yes=01, please mark the topics that apply. If the YL Individual asked questions related to a topic not included in the list, please select "Others" and specify. Please write down any other comments you may have related to information enquired by the YL Individual.

C.3: Was there anything that gave you cause for concern in relation to the young person/family?

This question is to obtain your opinion as an enumerator about whether you felt that there were any potential ethical considerations related to the young person or his/her family, which will be needed to be reported to the Young Lives team. There are no right or wrong answers, these statements are to identify and discuss potential problems that may be faced by the YL Individuals.

C.4: Related to what?

If the answer to C.3 is Yes=01, please mark the topics that apply. If you are concerns about something that is not reported in the list, please select "Others" and specify. Please write down any other comments you may have related to potential causes of concern for the YL Individual.

Section 5 – Enumerator Statement

This section is for you (the enumerator) to declare that you have:

- complied with the consent process
- informed the Young Lives participant about everything related to the survey
- read the consent text

- Answered all of the Young Lives participant’s doubts, questions and/or queries and that
- You regulate your conduct in accordance with the requirements of the Young Lives Code of conduct (see section 6).

After reading the statement, and if it is true, fill in your details including your full name in capital letters, your national ID number, the full name of the YL participant and the national ID number of the YL participant where applicable.

2. Fifth call

This questionnaire is administered directly to the Index Child through the phone. The purpose of this questionnaire is mainly to gather information on the effects of the COVID-19 pandemic on the *Index Individuals*.

The *fifth call* survey is split into the following sections:

1. Introduction – to ask for *YL Individual’s* consent for this call.
2. Marital status, household roster, pregnancy
3. COVID-19
4. Socioeconomic Status
5. Economic Changes
6. Social Programmes
7. Food Security
8. Anthropometric measures (PE and VN only)
9. Health, physical activity and food intake for the Study of Obesity, Nutrition, Genes and Social factors (SONGS) (PE only)
10. Current Education
11. Employment and earnings
12. Trust, attitudes and planning
13. Subjective Wellbeing and Mental Health
14. YL Individual’s location information
15. Household GPS (PE, VN and IN only)
16. Data Consent
17. Comments – a space for the enumerators to add further comments
18. Enumerator statement

Note: text in blue indicates that it is a country-specific section and/or question; text in orange indicates sections and/or questions asked only to those participants who were not present in Call 4 and were found for Call 5.

SAMPLE

For Call 5, the questionnaire administered will vary depending on whether or not the participant could be contacted for Call 4 data collection, and whether or not they consented to taking part in Call 4 and being contacted for future rounds of data collection. The following methodology should be followed:

Sample	Questionnaire that should be used
Sample 1 - Call 4 respondents: Those participants who took part in call 4 will be contacted and asked to take part in call 5.	Call 5 questionnaire

Sample 2 – Participants who declined to take part in call 4, but agreed to be contacted for call 5: These participants should be contacted and asked to take part in the phone survey	
Sample 3 – Participants who could not be contacted in call 4 <ul style="list-style-type: none"> • Sample 3a - Participants who had a working phone number but did not pick up the phone: New attempts to contact these participants • Sample 3b - Participants who no longer have a working phone number and/or don't answer our phone calls: New attempts to contact these participants • Sample 3c: participants whose whereabouts were not known in call 4 but found in call 5. 	Call 4 (brief version) + Call 5 questionnaire
Respondents who decided to withdraw from the phone survey (call 4 and call 5) and people who decided to withdraw from the YL study.	These participants SHOULD NOT be contacted again

The brief version of Call 4 includes questions on marital status, household roster, pregnancies, vaccination and migration. These questions have been placed in different sections of the Call 5 questionnaire. In CAPI, Call 4 questions **will only be enabled** if the participant didn't respond Call 4. In this document, Call 4 questions are **in orange**. Note that some questions are phrased in a different way for those who did answer Call 4 and are only answering Call 5 questions, and for those who did not answer Call 4 and are answering a combined version of Call 4 + Call 5. These have also been marked in orange in the manual. Please take the time to get familiar with these questions and how they are placed in the survey.

Section 0 – Data Handler at the beginning of the survey.

PURPOSE

This section records administrative information such as the Child ID, date of interview, fieldworker's name, ID, signatures and date and time the interview started and ended.

Insert CHILD ID

Insert correct CHILD ID. This is the unique number assigned to each YL Child since Round 1, and it should be kept until the last round of the study. Entering an incorrect Child ID means we cannot use the data collected in the questionnaire. The CAPI programme specifies the range of valid CHILD ID, and you will not be able to enter a number outside this range. This is a required question, meaning that you won't be able to continue to the next question until you provide a valid answer.

You will then get a note with the Name and Date of Birth of the participant. Please confirm that you are talking to the correct participant. If the screen does not show the details from the participant you wish to contact, please return to the previous question and introduce the correct CHILD ID.

Date of interview

The screen will show a calendar with the date set up on your device marked. Please correct if necessary, making sure that you are registering the present date. For Ethiopia, please use Ethiopian calendar.

Phone number used to contact the YL Participant

Please enter the phone number used to contact the YL Participant for future reference.

Name of fieldworker

Please select your name from the list of names provided on the screen.

Start time

Please make sure that the correct start time of the interview is displayed on screen.

Section 1 – Introduction

PURPOSE

Section 1 collects information on the YL Individual's consent to participate in the Call 4. Note that all the Dialogue boxes are written in a way that you (as the enumerator) can read from to the YL Individual.

INSTRUCTIONS

Start the dialogue with the *YL Individual* with the following dialogue:

SAY: Hello. Good (morning/ afternoon/ night), (are you) / is this [YL Child's name] ? Hi, I am [first and last name of ENUMERATOR]/ [VN: ENUMERATORS full name], of the Young Lives Study. [CAPI: Prefill present/not present in call 4] The last time I/ we talked to you over the phone was in [Call 4 Date: August-September 2021], last time we spoke to YL child. How are you?

On that occasion, [Sample 1: we asked you a few questions about you and we told you that we would contact you again/ Sample 2: you were not available to answer our questions but you AGREED to be contacted again for this follow up call/Sample 3: The last time we talked to you over the phone was in [date last spoke to YL child], how are you? I am contacting you for a follow up call as]. We would like to know more about how Covid-19 is continuing to affect your health, wellbeing, education, economy and work and your household. The information we are collecting from you and the other Young Lives Children in our country will help the authorities of the government and our health system to know how to better prevent and deal with these types of emergencies, for the benefit of the entire population.

The entire survey takes approximately 45 minutes [PE: The entire survey will take less than an hour]. As always, the survey will be done with your consent and on the day and time that is most convenient for you. You know that everything you tell me is strictly confidential.

Also, as I told you the last time we talked, there is a reward in gratitude to the time that you have given us to answer all the questions.

Please note: Use I/we depending on who contacted the YL Participant the last time. If you did contact the YL Child last call, please use first person "I", in case another enumerator did the contact, use a generic "we", as referring to the Young Lives Team.

ETHIOPIA

You will remember that whenever we have visited you, at the end of the interview, in gratitude for the time that you have given us to answer all the questions, we have given you a small amount of money or transferred mobile card, right?

Since we are not going to visit you and deliver any present this time, similarly to what we did last time, all participants to this phone survey will be given Birr 150 or Mobile card which is the approximate equivalent to the value of the money.

The delivery of the money would be made by means of a "Money Order" by Commercial Bank of Ethiopia or any other bank that the participant indicates, so that they can collect it from there. Or if you don't have access to a Bank, we may send you mobile card equivalent to the money. Or if you

prefer to receive the money, we can send you the amount through our local guide. Please let us know your preference.

INDIA

You will remember that whenever we have visited you, at the end of the interview, in gratitude to the time that you have given us to answer all the questions, we have given you a money purse, vanity bag, etc, right?

Since we are not going to visit you and deliver any present this time, similarly to what we did last year, all participants to this phone survey will be given Rs. 600, which is the approximate equivalent to the value (cost) of the present.

The amount will be sent through any nationalised banks by RTGS or GooglePay, PhonePay, PayTM. In case you don't want to give us your bank account or you don't have one, we will send the amount by "Money Order" and it will take 4 or 5 days to reach them through Post office. In both cases we will send a photocopy of the receipt.

PERU

You will remember that whenever we have visited you, at the end of the interview, in gratitude to the time that you have given us to answer all the questions, we have given you a small present, e.g., backpack, watch, mini radio, etc., right?

Since we are not going to visit you and deliver any present this time, similarly to what we did last year, all participants to this phone survey will be given S /. 60 soles, which is the approximate equivalent to the value (cost) of the present. This amount has increased by S./10 since the last time we spoke to you, as this call is expected to take a little longer.

The delivery of the money would be made by means of a "Bank Transfer" by Banco de Crédito, Banco de la Nación or any other bank that you indicate, so that you can collect it from there. It is important that the bank account belongs to you. Or if you don't have a Bank Account. you can receive the reward from a Banco de Crédito or a Banco de la Nación Banking Agent located near where you live. Exceptionally we could use Yape. Please let us know your preference.

VIETNAM

You will remember that whenever we have visited you, at the end of the interview, in gratitude to the time that you have given us to answer all the questions, we have given you a small amount of money, right?

Since we are not going to visit you and deliver any present this time, similarly to what we did last time, all participants to this phone survey will be given VND 50,000 or a mobile card which is he approximate equivalent to the value of the money.

The delivery of the money would be made by means of a "Bank Transfer" by [Commercial Bank of Viet Nam] or any other bank that the participant indicates, so that you can collect it from there. Or if you don't have access to a Bank, we may send you mobile card equivalent to the money. Please let us know your preference.

Q.11: SAY: [YL Child's name], Do you agree? Will you give me your consent to ask you these questions? This question aims to obtain verbal consent from the *YL Individual* to continue with the Call 5 questionnaire. If s/he says:

- No = 00 ► continue to Q.12.
- Yes = 01 ► continue with the rest of the survey
- YL Child has died = 02 ► Please proceed with the condolence message below.

Condolence message

SAY: "We are very sad to hear the news that [YL Child's name] has passed. We are very sorry for your loss. We are very thankful that he/she was part of the YL study for more than 20 years. It was a pleasure getting to know him/her and his/her family during this time"

Enumerator: If possible, in a delicate manner try to find out the YL Child's main cause of death or other information related to the YL Child's death and include details in the text box below.

SAY: I am sorry again for your loss and wish you and your family all the best at the difficult time. Goodbye

Q.12: SAY: Why don't you want to participate?

This question aims to understand the reasons as to why the *YL Individual* does not want to give his/her consent. This is particularly important to understand whether the reason why he/she does not want to participate can be addressed.

There are four possible responses. Do not prompt the *YL Individual*. Enter the response closest to the *YL Individual's* answer.

- If s/he says s/he **does not have the time** to do the survey because of current commitments such as studying or having to go to work, *continue to Q.13*.
- If s/he has doubts and/or does **not trust s/he will provide good responses**, *skip to Q.14*.
- If s/he refuses to participate because of a **very delicate situation** linked to a health, economic or other type of emergency, *skip to Farewell F3*.
- If s/he refuses to participate because he/she is no longer interested in participating in the study, *skip to Farewell 4*. **Please note that this option should be used as a last resort**. However, this might mean that they do not want to be part of call 5 or want to withdraw from the study altogether. Please take note of the reason for withdrawal and follow the next steps. *Go to Farewell 4*

Q.13: ENUMERATOR: Explain that you can call again on a day and time that is more convenient for him/her. Also, mention again that it will be a conversation of no more than 45-50 minutes...

SAY: Would you like to participate? Do you give us your consent to go ahead on the date and time that is more convenient for you?

This question is to re-clarify with the *YL Individual* whether there is a more convenient time to call him/her instead if s/he is currently busy. Please note the protocol when you call them back at the agreed time and date. Mark Yes or No based on their response.

- If s/he says Yes=01 ► go to *Farewell F2* to schedule a date and time for the next call. When you call the *YL Individual* again at the scheduled time and date, start with Q.12 again to check for their consent before proceeding with the survey.
- If s/he says No=00 ► **take note of the reason** and skip to *Farewell F1*.

Q.14: ENUMERATOR: Explain again the purpose of the conversation and the confidentiality of the information they share with YL. Explain that the information and data collected will only be accessed by researchers and people in charge of the study, and that they won't be able to directly identify each participant, as the data is strictly anonymised. Additionally, explain that this data is relevant to be able to communicate with them again, visit them when there is no risk to do so or send them information, etc. SAY: What do you think? Would you like to participate?

Select "Yes" or "No" based on their response.

- If s/he says Yes=01 ► Continue with the survey
- If s/he says No=00 ► skip to *Farewell F1*.

FAREWELL 1: The participant doesn't give consent

This farewell is used in the case that the YL respondent doesn't give consent to continue with the survey in Q.I2 or Q.I3. We will inform him/her that we expect to conduct a new phone survey during 2022 or 2023 and, in case they wish to participate then, they will receive a small contribution to thank them for their time.

SAY: [YL Child's name] don't worry, your decision is absolutely free and voluntary, we understand it and respect it. It is necessary that you know that choosing not to participate in this survey doesn't affect at all your link with Young Lives. This phone survey is now concluded but we still hope we will be able to visit you in person again possibly in 2022 or 2023. In case we will not be able to do it due to the pandemic we will get in contact with you again by phone. Thank you very much for your attention and stay safe!

FAREWELL 2: Schedule a new time and date in case they are too busy at the time of the call

This farewell is used in the case that the YL respondent asks to re-schedule the call in case they are busy (Q.I2=02, then Q.I3=01). We will ask them about which days of the week and what time of day is best for them to receive a call to answer the phone survey. You should then schedule a time and date accordingly. We will inform them about the contribution they will receive to thank them for their time after they have finished the survey.

Q.F2a: Is there a day of the week that usually works better for you?

This is to determine the best days of the week to call the *YL Individual*. Mark all the days that apply.

Q.F2b: At what time of the day is it easier to reach you?

This is to determine the best time to call the YL Individual. Read the options and mark all that apply. Write any notes regarding the respondents' time availability where necessary.

You now need to set up a date and time in which you will contact the participant.

F2c Date when you will contact the participant again?

F2d Time when you will contact the participant again?

Q.F2e: SAY: OK [YL Child's name], we have agreed that I will call you back on [date and time agreed] to conduct this interview, right? It has been very good for me to meet and talk with you. I will call you at the agreed time for you to complete the survey. Thanks a lot for now. Goodbye!

FAREWELL 3: In case of emergency

This farewell is only for respondents who are unable to participate in the survey because it is linked to a very delicate situation for him/her or his/her family (Q.I3=03). This can be related to health, economic or other type of emergency. This question aims to collect all relevant information regarding the problem with the aim to solve it (where possible). Please take notes and specify whether it is personal or related to the family.

Collect and write down all the information you can, important details that exactly describe the problem/situation: ask how they think it could be solved, if they have done any paperwork or management..., or if they are doing something to solve it..., what is their greatest difficulty, etc.

SAY: I will present your case, will consult with the supervisors and with the people in charge of the Young Lives study, to find out how or who could help you directly. As soon as I get an answer, I will call you back.

*** According to the case and according to the time, set the day/date on which you would be giving the answer.**

After collecting this information, be sure to follow up on the case, and it is probable (depending on the circumstances), that only when everything is "apparently solved" or in "the process of being solved", in a conversation with her/him, you will be able to mention/inform them about the future face-to-face survey that we hope to conduct in 2022 or 2023, as well as the contribution of [PE: S/. 50 in total; ET: 100 BIRR per survey call; IN: 600 INR in total; VN: 50,000 VND per survey call] as a way to show gratitude for their time.

NOTE: If the respondent sounds desperate or suicidal, please refer to the manual for further instructions on how to proceed.

FAREWELL 4: Withdrawal from the phone survey

This farewell will be used to confirm if the YL Index Individual wishes to be contacted in the future.

SAY: [YL Child's name] don't worry, your decision is absolutely free and voluntary, we understand it and respect it. It is necessary that you know that choosing not to participate in this survey doesn't affect at all your link with Young Lives. This phone survey is now concluded. We still hope we will be able to visit you in person again possibly in 2022 or 2023. It would be great to talk to you again and find out how you and your family are doing.

[ET, IN and PE]

Is it ok if we contact you as soon as we know when we will be able to get back to the in-person visit? When I contact you next time, I will give you a much more extensive and detailed explanation so that you can freely decide whether or not you want to participate in the survey and give us your consent.

**00= No, I am not longer interested in being part of the study ► Go to Farewell F5
01= Yes, contact me ► ENUMERATOR SAY: Ok, I will! At the moment, I can tell you that it has been very good for me to meet and talk with you. Thanks a lot for now.**

FAREWELL 5: Final goodbye for those who wish to withdraw [ET, IN and PE only]

This farewell will be used only if the YL Individual indicates that s/he doesn't want to be contacted in the future. This means they wish to withdraw from the Young Lives study and will no longer be contacted by us. Say goodbye in an amicable way, thanking them for their participation in the study for all these years.

ENUMERATOR: Please provide with a detailed explanation on the reasons for withdrawal from the study

SAY: [YL Child's name] don't worry, your decision is absolutely free and voluntary, we understand and respect it. We are very sorry to see you leave. We want to thank you for your time, commitment and for being part of this study for more than 20 years. The information you have

given us is very valuable and it has been a pleasure getting to know you. We wish you all the best. I want to confirm you that you will no longer be contacted by Young Lives for any future study.

Section 1.5 - Marital status, household roster, pregnancy

This section will only be asked for those participants who are answering Call 5 but did not answer Call 4 questionnaire. The questions in this section aim to record changes in the YL participants household, marital status and pregnancies.

MARITAL STATUS

PURPOSE

This section aims to record changes in marital status of the YL respondent since Round 5 (2016). Note that we have previously collected information on marital status for the Older Cohort.

SAY: I would like to start by asking you a few questions about you and the people you live with. Before asking about who is living with you may I ask you what your marital status is?

Enumerator: In [DATE R5] you were cohabitating with/married to [PREFILLED NAME OF R5 SPOUSE/PARTNER]/you were not reported as married.

Q.1: What is your current marital status?

This question wants to ask the marital status of the person. Not to be confused with the status stated on his/her ID. Note that the code "Separated" (05) refers to both separation if the couple was married, as well as separation if the couple only lived together. Wait for the Index Child's response. In some cases, this question does not capture the true information of the Index Child's marital status in some cases in which he/she reports to be single. If the Index Child has been married or has ever lived with a partner, but divorced or separated, it may be the case that he/she reports to be single. In this case, respect the response of the Index Child; this information may have been collected in a previous round.

Please note that this question registers changes to the marital status between Round 5 (2016) and Call 4 (2021). Be familiar with the answer codes as they reflect subtle situations that may have occurred since Round 5.

- **00=Single (never married)** ► this code should be used for YL Children who have never married in the past. They move to the next section, Roster and Household characteristics
- **01= Married (to a different person / newly married since Round 5)** ► This code should be used for newly married individuals (i.e., single in Round 5 and married for the first time between Round 5 and Call 4) and for those who re-married since Round 5 (i.e. they were married to a different person in 2016/2020, got divorced and got married again to another person).
- **06= Married to same spouse as in Round 5** ► used for individuals married to the same spouse as in Round 5.
- **07 = Married since Round 5 to Round 5 partner** ► used for individuals that were cohabiting in Round 5 and got married to that partner between Round 5 and Call 4.

- **02= Cohabitant (with different person/ newly cohabiting since Round 5)** ► For those individuals who were single in Round 5 and are now newly cohabiting, and for those who were cohabiting with a different person in Round 5.
- **08 = Cohabitant with same partner as in Round 5** ► for individuals who are still cohabiting with the same partner as in Round 5.
- **03= Widow(er)**
- **04= Divorced**
- **05= Separated**

Q.2: Which month and year did you get married/start cohabitating?

This question aims to record the date of the current marriage/cohabitation. This question is asked to all those participants who indicate being married or cohabitating in Q.6. Please enter the month and year in which the participant got married with their current husband/wife or started living with their current partner.

ROSTER AND HOUSEHOLD CHARACTERISTICS

PURPOSE

The following section aims to collect information about the YL Individual and his/her household's composition.

DEFINITIONS

Household: A household is defined as a group of individuals that meets three conditions:

- They live under the same 'roof' or within the same compound/homestead/stand, and
- They share food from a common source at least once a day (i.e. cook and eat together), and
- They contribute to or share in, a common resource pool, aside from food and shelter, which means:
 - They **contribute to** the household through wages/salaries or any cash/in-kind income (e.g. parents), or
 - They **benefit from** this income, but do not contribute to it (e.g. children, students, elderly)

INSTRUCTIONS

The roster will be pre-filled with the latest information we have about household members. In some cases, this will be information collected in Call 1, for those who weren't interviewed in Call 1 this will be pre-filled with Round 5 information. The roster will include household members who have died from COVID-19 (information from CALL 1, qualitative information from calls 2 and 3). Disable further questions for these household members but inform enumerator that the household lost a member to COVID-19. Flag panel sibling.

CAPI will pre-fill the names of the Call 1/ Round 5 household members, and information A – F where available. You will be required to update and fill in information A—F for each household member, beginning with the YL Individual. In each column (A—F) are the following:

- **Confirm whether the [HHM] is still living with YL Individual**
- **In which year did he/she die in?** Only enabled if [HHM] has died=03 or died from COVID-19=07. Once this is filled in, CAPI will disable all information from C—F. Move on to the next [HHM]
- **Relationship to the YL Individual** Use Codebox #10 to check for the code that corresponds to the [HHM]'s relationship to the YL Individual. Remember that the YL Individual is the point of reference. If easier, fill the code in after the interview.

- **Sex**
- **Age in years.** If age is unknown, enter -99. If the child is below 1 year old, enter 0. This will enable F. CAPI will only allow you to enter age above the pre-filled age (if present)
- **Age in completed months.** Only enabled if [HHM] is less than 1 year old

Start the checks of A—F by checking with the YL Individual whether said person is still living with him/her, based on information previously collected. After going through the previously known household members, there is a question to confirm if there is any additional people living in the household. Enter the number of additional people in the household and the add new members where needed and fill in their name, along with all information for A—F for new household members. Fill this table by row.

Q.10.G-N will only be enabled if Child of the YL respondent was not present in Round 5 and is aged 5 years or less.

SAY: I am now going to ask you some questions about who is living with you.

Q.3.A: Please, starting with you, can you please confirm that these persons are still living with you?

Confirm if each one of the persons registered in Call 1/ Round 5 are still part of the household. Note that code 03 states that the person has died and 07 states that the person has died from COVID-19 or is suspected to have died from COVID-19.

01=Yes, lives in household

02=No, lives elsewhere temporarily

03=Person has died --> CAPI: Question B enabled.

04=No, lives elsewhere permanently

05=Person not known by the household

06=Other, specify

07= Died from COVID-19 or suspected to have died from COVID-19 --> CAPI: Question B enabled

Q.3.B: In which year did he/she die in?

This question registers the year in which the household member died or died from COVID (Q.A is 03=Person has died or 07 = Died from COVID-19). Once Q.B is filled for corresponding HHM, skip to next row.

Q.3.C: Relationship to the YL Child

Select the answer that corresponds to the [HHM]'s relationship to the YL Individual. Remember that the YL Individual is the point of reference. Please note that there is a long list of possible answers to this question and that you might need to scroll down to see the complete choice list.

Q.3.D: Sex

Q.3.E: Age in years

Enter current age. Enter 0 if less than 1 year old

If not known, enter -99

Q.3.F: Age in completed months

This question is asked only for children under 1. Please enter a valid number between 1-11. If not known, enter -99. Please note that completed months should be register here, so if less than 31/30 days= 0 months.

CHILDREN BORN SINCE R5

The following questions will only be enabled if child was born since R5 and if they are the child of the YL index child (C=27)

ENUMERATOR: If the respondent is male, and the child's mother is available, ask these questions to her.

Q.3.G: How much did 'Name' weigh at birth?

This question wants to find out the child's birth weight. Enter weight in grams. Usually, this variable is subject to measurement error, since the exact data on birth weight is not remembered by the parents. However, there are medical documents that certify both weight and length at birth. Ask the YL respondent to check the birthweight documentation if possible/available. If not known, enter - 9999.

Q.3.H: Was the birth weight from documentation?

The aim of this question is to check if there are any official records of the child's weight. This helps to minimize the measurement error of the previous question. Answer no, yes or don't know.

Q.3.I: Was 'Name' born prematurely/ before you expected?

This question wants to find out if delivery was anticipated when the Index Child/ Index Child's spouse/partner was pregnant with Child's Name. Select Yes or No.

Q.3.J: By how many weeks was the birth early?

Record the number of weeks the CHILD was prematurely delivered. If the Child was not premature, enter "88".

PREGNANCIES

This sub-section aims to find out if the YL respondent/ YL respondent's partner is pregnant and their opinion on the ideal number of children. This section is administered to both female and male respondents.

Q.4: Are you currently pregnant?

Eligibility for Q.4 varies across countries and cohorts:

If ET/PE/VN ► Only enable if YL child is female

If IN ► Only enable if YL child is female **and married** [Q1= 01,06,07]

Select Yes or No according to the respondent's answer.

Q.5: Is your partner currently pregnant?

This question is for male respondents. Select Yes or No according to the respondent's answer.

Section 2 – Individual Health and COVID-19

PURPOSE

This section aims to record information on COVID-19 infections, access to testing, behaviours, and attitudes towards vaccination (in case the YL participant declares not being vaccinated).

This section has some questions that will be phrased slightly different for those participants who didn't answer Call 4 but are answering Call 5, and also includes some questions that will be exclusively asked to these participants.

2.1 COVID-19 infections

SAY: Now I would like to ask some questions about your health and the health of other household members.

Q.1: Since [FOURTH CALL DATE] when we last spoke to you, did you or anyone in your household believed to be infected with COVID-19? (Either confirmed by a test, or you highly suspect it because of the symptoms displayed).

[If participant didn't answer Call4, question will be phrased slightly different]: Since the beginning of the pandemic, did you or anyone in your household/a current household member believed to be infected with COVID-19? (Either confirmed by a test, or you highly suspect it because of the symptoms displayed).

Say that typical symptoms of COVID-19 include high temperature, continuous cough, loss of smell and taste, breathing problems, chest pain. Please note that here we are registering information on those who have been infected or ill with COVID-19 and that has been confirmed with a test (PCR, antigen test, lateral flow) AND also on those who suspect being infected because of the symptoms experienced. This question refers to having been infected with COVID-19 since the last time we spoke to the participant. To answer, you can select all that apply, however be mindful of not selecting conflicting answers: No and Yes. If you enter No, please don't select any other response. Enter the response "Yes, someone else=01" if any household member has been infected/ believed to be infected, and "Yes, myself=02" if the YL Respondent has been infected/ believed to be infected

Q.2 Was your diagnosis confirmed by a positive COVID-19 test?

This question aims to confirm, in the case that the YL Individual declares having been or believed to be infected with COVID, if this was confirmed by a test. This means that they actually went through the process of getting a COVID-19 test and received a positive result. The type of test is not relevant for this question, only knowing if there was any procedure that confirmed the diagnosis. Enter Yes=01, No=00, Doesn't know=77 or Refused to answer=79.

Q.3a: If you needed to get a COVID-19 test now, would you able to get a test?

This question aims to find out if the YL respondent has access to testing services for COVID-19. Enter Yes=01, No=00, Doesn't know=77 or Refused to answer=79. In case the respondent answers "No", continue with the following question to record the reason.

Q.3b: Why wouldn't you be able to get a test?

This question aims to find out the reason why the YL participant is not able to get a COVID-19 test. Do not read the answers. After the respondent answers, mark the answer that is most similar to the one given. List of reasons provided include the following: "Testing centres/facilities are too far", "Due to travel restrictions", "I cannot take time off work", "It is too expensive", "I don't know where to get one". Mark all that apply. In case "Other" is selected, please make sure to specify the reason given by the respondent.

2.2 COVID-19 Behaviours

Q.4: How often have you done any of these things to prevent the infection, in the past 7 days?

This question records how often the *YL Individual* has done any of the options listed to reduce the risk of infection. Please read the alternatives (00=Never; 01=Sometimes; 02=Always). Then read each statement and enter the answer given by the respondent. The YL Individual should offer the best estimate of how often s/he has adopted the measures on the list. Remember that the *YL Individual* should be reporting about his/her own behaviour rather than what his/her other family members did.

This question includes five statements of recommended protective measures to reduce personal exposure to COVID-19:

- Washing hands with soap more often than you used to before the pandemic (March 2020): Refers to washing hands using soap and water. The use of hand sanitizer is not considered.

- Avoid handshakes/physical greetings: as a measure of social distancing, it is a measure to reduce interactions
- Avoid groups meeting such as family gatherings, parties, going to church/temples, funerals/marriages, political rallies or crowded marketplaces, etc. As a measure of social distancing, it is a measure to reduce interactions
- Wear a facemask when outside: A facemask is a personal protective equipment that gives respiratory protection and avoids spreading germs to others.
- Wear gloves when outside: Gloves are a type of personal protective equipment that offers hand protection
- Keep distance of at least 1-2 meters from other people: Measure of social distancing, refers to keep distance when you are outside, in shops, bus stops, etc.

Risk perception and attitude to risk

Q.5: Do you think your chance of getting infected with Corona is low, medium, or high, or do you have no risk at all?

This question aims to understand the YL Individual's perceived risk of being infected by the Coronavirus. Remember that if the YL Individual reported to have been infected, or she/he believes to have COVID already got it, ask her/him to think about the chance to get it again.

SAY: Now, I would like to understand what your general attitude to risk is. This has nothing to do with COVID-19. I am just interested in learning more about your general behaviour and, hypothetically, how much you would be willing to pay to potentially get a larger reward.

Q.6: Imagine I offered you a lottery ticket that wins 150 Birr/620 INR/155 Soles/ 600,000 VND with 50-50 chance. How much would you be willing to pay for such a ticket?

This question aims to understand the YL Individual's general attitude to risk. Please note that this question has nothing to do with COVID-19 or the current economic situation due to the virus. Please explain what 50-50 chance means. You could say this is like flipping a coin. If the YL Individual seems not to understand, saying: "50-50 chance means that you have an equal chance to win the lottery or to not get anything and waste what you pay for the ticket". Please be very clear with the respondent that we just want them to imagine the scenario: There is no lottery ticket, we just want to know what they would do in this situation if it was real. If the YL Individual says he would not be willing to pay for this lottery ticket or is not interested in playing the lottery, code as zero.

2.3 COVID-19 vaccine and attitudes towards it

COVID-19 VACCINATIONS

Q.7: Has any household member, including yourself been administered any vaccine against COVID-19?

This question aims to record if any household member has been offered/ administered any vaccine against COVID-19. Select the response Yes=01, No=00, Doesn't know=77 or Refused to answer=79.

Q.8– Q.10 is a table of responses about the YL Individual and household members' access to COVID-19 vaccinations. The corresponding name of each household member in each row will be pre-filled by CAPI using information from Q.3, disabling those younger than 18 and those who have died. Please write notes on the cases of those who have received any dose of the vaccine (e.g., whether it was difficult to get hold of the vaccine, side effects, etc.).

Q.8: Has [HHM Name] been vaccinated against COVID-19?

This question aims to know which of the household members have been vaccinated against COVID-19. Q.8 – Q.10 are then asked for each household member that has been indicated with Yes=01. If the response for the HHM is No=00, Refused to Answer=79, or Don't Know = 77, skip to the next row to the next household member.

Q.9: Which vaccine/s was/were administered?

This question provides with a comprehensive list of vaccines available. Do not read/prompt the list of vaccine names. Please be familiar with the ones that are most available in your country and the common names given to each vaccine. Enter response given by the respondent. If the YL Individual reports having received more than one vaccine, note that it is possible to mark all that apply. If the YL respondent doesn't know, select NK=77.

Q.10: How many doses has the household member received?

This question aims to record if the household member has been fully vaccinated (2 doses) or partially vaccinated (1 dose), except for the Johnson & Johnson vaccine, which requires only 1 dose.

The following questions will only be asked for those participants who declared that they were not vaccinated in call 4, or didn't know if they were vaccinated in call 4, and those participants who did not answer Call 4 and reported not to be vaccinated yet. If they stated that they were vaccinated in call 4 or above, skip to next section.

SAY: Now, I'm going to ask you some questions about your attitudes toward COVID-19 vaccines.

Q.11 When we last spoke to you in [FOURTH CALL DATE], you said "[PREFILL VACCINE STATUS]", when we asked if you had been vaccinated. To what extent do you agree or disagree with the statement: "If a vaccine for COVID-19 were available, I would get it"

[If participant didn't answer Call4, question will be phrased slightly different]: You just told [PREFILL RESPONSE TO VACCINATION QUESTION]. To what extent do you agree or disagree with the statement: "If a vaccine for COVID-19 were available, I would get it"

This question aims to find out how likely would be for the YL participant to accept being vaccinated if ANY of the COVID-19 vaccines was fully and immediately available for them to receive it. Please read the alternatives: "Strongly agree", "Somewhat agree", "Somewhat disagree", "Strongly disagree", and mark accordingly. In case the respondent has already received the COVID-19 vaccination, please select "I have received a vaccine since we last spoke" and continue to the next section.

Q.8 What is the main reason why you would not take a vaccine for COVID-19?

The aim of this question is to capture the main reason why the Index individual is not willing to take the COVID-19 vaccine. Please do not read the alternatives. After the respondent answers, mark the answer that is most similar to the one given. List of reasons provided include the following: "Worried about side effects / Not sure how safe it is/are afraid", "Don't think it will be effective", "Not enough at risk from COVID-19", "Against vaccines in general / Do not trust vaccine/s", "Don't have time, "Can't afford it", "Do not trust the government", "Do not trust the specific vaccine they have been offered" "I am pregnant", "I am breastfeeding" and "It might affect fertility". Please select only one answer. In case the participant's answer does not roughly match any of these categories, please select "Other" and make sure to specify the reason given by the respondent.

Section 3 – Socio-economic Status

PURPOSE

This section is about the household's socioeconomic environment. This includes questions about conditions where people live (i.e., the house the household lives in), household possessions, and access to public services.

DEFINITIONS

Household: A household is defined as a group of individuals that meets three conditions:

- They live under the same 'roof' or within the same compound/homestead/stand, and
- They share food from a common source at least once a day (i.e., cook and eat together), and
- They contribute to or share in, a common resource pool, aside from food and shelter, which means:
 - They **contribute to** the household through wages/salaries or any cash/in-kind income (e.g., parents), or
 - They **benefit from** this income, but do not contribute to it (e.g., children, students, elderly)

SAY: Now I am going to ask some questions about the place where you live.

Q.1: How many people, including yourself, are currently living with you?

Enter the number of people currently living in the same house as the YL Individual, YL Individual included. Please note that in this call we are not collecting roster information. This question is particularly important to understand how much space each household member has in case of self-isolation. The definition of a household is described at the beginning of this section.

ENUMERATOR: Enter the number of people currently living in the same household as the YL Individual, YL individual included. Please remember the household definition provided at the beginning of this section.

The following question will only be asked for those participants who reported to be cohabitating in Call 4. It will only be enabled if the participant has already answered Call 4.

SAY: When we last spoke to you [FOURTH CALL DATE] you told me that you are cohabitating. Which month and year did you start cohabitating?

This question aims to record the date of the current marriage/cohabitation. This question is asked to all those participants who indicate being married or cohabitating in Q.6. Please enter the month and year in which the participant got married with their current husband/wife or started living with their current partner.

Q.2: Since October 2020 did your dwelling/house change? i.e. improvements, renovation, destruction or you moved

We ask this question to find out if we need to update the information we have on the conditions of the dwelling/house in which the YL participant lives. If they answer no, CAPI will skip questions about number of rooms, cooking area, access to electricity and toilet facility. If the YL respondent answers YES, indicating that their household has suffered destruction, improvements or they have moved, CAPI will show Q.3-Q.6 to update the information we have on the YL participant living conditions. **PE only: If there have been no changes, but we need to update socio-economic information (e.g., if found participants that had not been found in 2020), please move to Q.3.**

Q.3 SAY: How many rooms are there in the house (excluding kitchen, bathroom, garage)?

Enter the number of rooms in the house. DO NOT include kitchens, bathrooms, passages, garages, warehouses, or rooms divided by non-permanent items such as curtains. This question will allow

knowing how many people per sleeping room are in the house, and how feasible it would be to implement social distancing recommendations within the household.

Q.4: Do you have a separate kitchen/cooking area?

Ask the respondent whether the house has a space for cooking, other than one of the rooms counted in the previous question. Enter Yes=01 or No=0. A separate kitchen could be a kitchen outside the house, an open-air kitchen, or a kitchen in a separate room with window inside the house. We ask this question to find out whether the household members might be affected by cooking smoke from a non-separate kitchen.

Q.5: What is the main source of drinking water for members of your household?

Ask about the main source of drinking water for members of the household. If different members have different drinking water sources, then ask about the source used by most household members. This question has the main objective to reflect the potential for compliance with social distancing. Water is also required for hand washing. **Note:** this is a different measure than the standard access to clean/improved water measure (used in the YL wealth index and others). Here the location of the water source is what is also important. Enter codes from [Codebox #01](#).

Q.6: What kind of toilet facility does your household use?

Ask about the main toilet facility used by members of the household. This question aims to know if the household has access to a toilet and doesn't have to share it with other households. In the same way as the question on water source, it is very important to know if this is a source that only the household uses, to show the potential for compliance with social distancing. Enter codes from [Codebox #02](#).

Septic tank is a device where human waste is sent through a pipe directly into a covered sediment tank, where is treated with lime, ash, etc.

If the participant mentions that the ultimate destination of human waste is directly the field (even through hanging latrines), farm, paddock, bucket, any open field, river or canal, ditch, oxbow lake, this will be classified as **Forest/field/open place**.

Q.7: Do you have access to electricity?

This question refers to electricity access, including both legal and illegal electricity connections (illegal connections can be those cases in which the households obtain access to electricity from neighbours, or connecting from the direct line without having a meter). Enter yes if electricity comes from a generator, including wind, solar, and biogas ones, but NOT if it is generated by a car battery. If the answer is no, skip to Q.9.

Q.8: In the last 7 days, how many hours of electricity were available each day on average?

Ask the respondent to report the average hours in a day in which they have had access to electricity in the past 7 days. Enter a valid number between 0-24.

Say: I am now going to ask you whether the household owns specific items

Q.9: Does anyone in the household own this item?

This question aims to record if anyone in the household owns the following items: television, radio, smartphone, and working computer, laptop or tablet. Read each item and select accordingly if anyone in the household owns each item.

Q.10a: Are you able to use this item?

This specification will be made in case the respondent has answered yes to the previous question for working smartphone and working computer, laptop or tablet.

Q.10b: Do you have to share this item with others in the household?

This specification will be made in case the respondent has answered yes to the previous question for working computer, laptop or tablet. We ask this as sharing a device may mean the respondent cannot always use the device when they need to. E.g., for doing work or schoolwork.

Q.11: Do you or someone else in your household own a bank account? ENUMERATOR: Mark all that apply

This question aims to know if the YL individual or someone else in his/her household currently owns a bank account. To answer, you can select all that apply, however be mindful of not selecting conflicting answers: No and Yes. If you enter No, please don't select any other response. You can select both "Yes, I have a bank account" and "Yes, someone else in my household has a bank account" at the same time.

Q.12: How would you currently describe the household you are living in?

The answers that we get are based on perception, describing the economic situation of the home in which currently is living in. Please read the alternatives and ensure that the person's answer matches any of the given alternatives. In this question, the code 03 = "Comfortable, manage to get by" means average.

Section 4 – Economic Shocks

PURPOSE

The purpose of this section is to gather information on a list of events that might have negatively affected the household economy.

INSTRUCTIONS

This is a potentially hard section for those respondents that have been suffering the economic consequences of the pandemic. CAPI is reporting here some information collected in Call 1 that you might find useful to know to better approach in a sensitive way the respondent. Please keep in mind to approach the respondent in a sensitive way. You might want to say: "We know from the last time we talked that this pandemic has an impact on you and your household welfare. We would like to understand better what events affected you and your family and how you cope with them. This would be extremely important."

SAY: 2021 has been a very hard year for many households. I am going to ask you about the most important events and changes that have happened (that negatively affected the household's income, expenses or wealth) since the beginning of 2021. It's important for us to understand what events have affected you and your family and how you have coped with them.

Please note that we would like to record events **that have happened in the current year (2021)**. If there is an event that happened last year, please do not include it, even if its effects are still ongoing for the household.

Q.1: Has any of the following events happened to your household since the beginning of 2021?

This question aims to find out whether the YL individual or any of his/her household members have experienced changes that have negatively affected the household economy. Read each event one by one and enter Yes=01, No=02, Don't Know=77 or Refused to answer = 79. Remember that each event refers to a negative event or change that has happened to the household since the beginning of 2021. List of events included:

- Job loss
- New health expenses
- Nonfarm business closure

- Fall in the price of farming/business output
- Increase in price of major food items consumed
- Disruption of farming, livestock, fishing activities, and supply chain disruption
- Some household members have not received expected payments (e.g., wages, pension, government support)
- Increase in price of farming/business inputs
- Illness, injury, or death of income earning member of household
- Natural disasters (drought, flood, erosion, frosts, earthquakes, insects/disease destroys crops)
- Increase in price of petrol/cooking gas

SAY: Now I am going to ask you about how the situation of your household has changed since the start of the Covid-19/Coronavirus pandemic in 2020.

Q.13 During the past month, how does the total (monthly) income of your household compare to the total (monthly) income of your household before [DATE OF OUTBREAK], i.e., when the pandemic started?

This question is an approximation of whether the respondent thinks his/her household income has increased or decreased since the beginning of the pandemic. Prompt the respondent to give an approximate answer, even if he is not sure about the amount in which the household income has changed. Enter one of the following options: 00= "It is the same"; 01= "It has gone up"; 02= "It has gone down"; or 77= "Doesn't know".

Section 5 – Social programmes

PURPOSE

The aim of this section is to know if the YL participants or their households have been receiving some social benefits since the beginning of the pandemic.

INSTRUCTIONS

This section provides with a country-specific list of social programmes and three different questions to identify if: a) the respondent has knowledge of the programme; b) the respondent has been receiving the benefits since the pandemic; c) the respondent was receiving the benefits just before the pandemic started.

SAY: Now I am going to ask you about some social programmes that are available in your country/region. In the case that you haven't heard them before, don't worry. In the consultation guide we will share with you after this call you will be able to find information about these.

Q1: Have you heard about the following programme?

Please read each of the programmes and select "Yes" or "No". If the respondent asks for more information about the programme, please refer them to the consultation guide that will be shared with them by the end of the survey. If the participant hasn't heard about any of the programmes in the list, move to the next section.

Q.2: Have you or your household been a beneficiary of this programme during the pandemic?

This question will be asked for each programme that the respondent has answered yes in the previous question. The aim of this question is to find out if the YL participant or his/her household have been receiving the benefits of each programme during the pandemic (since March 2020).

Q.3: Were you or your household a beneficiary of this programme just before the pandemic started in [Outbreak date]?

The aim of this question is to find out if the participant or their household started receiving the programme since the pandemic and if they were receiving it or not before the COVID-19 pandemic started. This question is only enabled for programmes that were in place before the COVID-19 pandemic started.

Section 6 – Food Security - short module

PURPOSE

This section aims to identify situations of food insecurity that the household might have experienced in the past 12 months. Household food security refers to the household access to food. Sometimes families **don't have the economic resources** to obtain the foods needed for a nutritious food intake. The questions in this module address different situations in which families might experience difficulties to access foods they might wish to have (from their own production), buy or exchange. It very important

INSTRUCTIONS

All questions refer to the last 12 months and include ALL household members. Please note that the questions in this module might seem repetitive, but each statement captures a different perspective. This is why it is very important that you get the participants full attention, so that the Index Child can clearly understand the meaning of each question.

In the case that the YL participant answers “Yes” to any of the questions, that you confirm that it was because of lack of money/resources (due to job loss, scarce production, loss of savings, etc.) If the participant answers “Yes” to ALL of the questions, please make sure that the respondent understands the purpose/intention of the questions.

SAY: Now I am going to ask you some questions about the food you eat at home.

Q.1: Which of the following statements best describes the food situation at your home in the last 12 months?

Please read out the alternatives and ask the respondent to select the one that describes best the food situation in the household.

- 01=We always eat enough of what we want
- 02=We eat enough but not always what we would like
- 03=We sometimes do not eat enough
- 04=We frequently do not eat enough

The next set of questions refers more specifically to what the family eats and some problems they may have with food security. For each issue/problem, if respondent answers yes, they will be asked about the frequency in which they have experienced the situation. Note, food insecurity does not always mean having no food, it can also mean not eating good quality or preferred foods or worrying about not having food.

SAY: Now I am going to ask you some more specific questions about the food the family eats and problems that some people experience. Please always answer on behalf of all household members and think about the past 12 months.

Q.2: In the past 12 months, did you ever worry that your household would run out of food before you get money to buy or could acquire more?

This question aims to find out if the respondent was ever concerned about lacking food in the last 12 months. Answers include Yes, No, Don't Know, Not apply, Refuses to answer. If No, NK, NA or RTA, skip to Q.4. Note that this is a subjective question. It could be that the respondent worried about lack of food, even if the situation never occurred.

Q.3: How often did this happen?

If the respondent answers YES to previous question, we want to know the frequency in which the situation happened. Do not read the alternatives. Let the respondent talk and then find the code that best describes the answer. Answers: 02 = "Rarely or Sometimes, some months but not always" 03 = "Always or nearly always or all months", 77=NK, 88=NA, 79=RTA.

Q.4: Did you or any household member have to eat a limited variety of foods due to a lack of money? (For example, only rice and beans no vegetables or meat, only potatoes)

Ask the respondent if there was ever a time when the household had to limit the variety of foods bought for the household because there was not enough money. Make sure that the respondent understands that this question refers to the variety of foods that they can buy rather than having to buy un-wanted foods.

Q.5: How often did this happen?

If the respondent answers YES to previous question, we want to know the frequency in which the situation happened. Do not read the alternatives. Let the respondent reply and then find the code that best describes the answer. Answers: 02 = "Rarely or Sometimes, some months but not always" 03 = "Always or nearly always or all months", 77=NK, 88=NA, 79=RTA. If respondent answers Q.1=01 AND Q.2=00 AND Q.4=00 ► Skip to next section

Q.6: Did you or any household member have to eat less (portion size) in a meal than you wanted because there was not enough food?

This question refers to the time when household member had to eat less in any of the meals (i.e. breakfast, lunch, dinner) because there not enough money to buy more food. Note that this question does not refer to not being able to eat a meal, but rather it refers to the sizes of the portions of each of the meals.

Q.7: How often did this happen?

If the respondent answers YES to previous question, we want to know the frequency in which the situation happened. Do not read the alternatives. Let the respondent reply and then find the code that best describes the answer. Answers: 02 = "Rarely or Sometimes, some months but not always" 03 = "Always or nearly always or all months", 77=NK, 88=NA, 79=RTA.

Q.8: Did you or any household member have to reduce the number of meals eaten a day because there was not enough food? (For example, skip breakfast or lunch)

Eating fewer meals refer to the number of meals that are normally eaten in the household. In most cases these will be breakfast, lunch, and dinner, but it could be that the household is used to having a snack at mid-morning in which case it should be taken into account if it was ever eliminated from the diet as a result of not having enough food in the household. This does not include cases where any household member does not eat in the house due to his/her work schedules or other some similar reasons.

Q.9: How often did this happen?

If the respondent answers YES to previous question, we want to know the frequency in which the situation happened. Do not read the alternatives. Let the respondent reply and then find the code that best describes the answer. Answers: 02 = "Rarely or Sometimes, some months but not always" 03 = "Always or nearly always or all months", 77=NK, 88=NA, 79=RTA.

Q.10: Was there ever no food to eat in your household because of lack of money to get food?

This refers to time when food was not available in the household, and it could not be acquired through purchasing because there was not enough money to buy it.

Q.11: How often did this happen?

If the respondent answers YES to previous question, we want to know the frequency in which the situation happened. Do not read the alternatives. Let the respondent reply and then find the code that best describes the answer. Answers: 02 = “Rarely or Sometimes, some months but not always” 03 = “Always or nearly always or all months”, 77=NK, 88=NA, 79=RTA.

Q.12: Did you or any household member go to sleep at night hungry because there was not enough food?

This question refers to the actual experience of hunger due to lack of economic resources to buy food.

Q.13: How often did this happen?

If the respondent answers YES to previous question, we want to know the frequency in which the situation happened. Do not read the alternatives. Let the respondent reply and then find the code that best describes the answer. Answers: 02 = “Rarely or Sometimes, some months but not always” 03= “Always or nearly always or all months”.

Section 7 – Anthropometric Measures (Peru and Vietnam only)**PURPOSE**

This section aims to record the current weight and height from the YL Participant.

INSTRUCTIONS

Please note that this section will be asked in Peru and Vietnam only.

Q.1: Do you know your current weight?

This question aims to find out if the participant is aware of his/her current weight. Select Yes or No accordingly. If the answer is No, skip to Q.5.

Q.2: What is your current weight (How much do you currently weigh)?

Ask the participant to provide their current weight in kg (for example, 57 kg). Enter -77 if “not known” or -79 if participant refuses to answer.

Q.3: Approximately when was the last time that you weighed yourself? This refers to the weight you have just given me.

Wait for a response. Only mention the alternatives if the question appears too difficult for the YL participant: “A week ago”, “A month ago”, “A year ago”. If they provide another time, please enter other and specify the answer given.

Q.4: Where did you weigh yourself?

Wait for a response, mention the alternatives if the question appears difficult for the YL participant. The alternatives are: “I weighed myself on a scale at home”, “I weighed myself on a scale in the street”, “I weighed myself in a pharmacy (machine)”, “I weighed myself in a health care facility”. If they provide another location, please enter other and specify the answer given.

Q.5: Do you know your current height?

This question aims to find out if the participant is aware of his/her current height. Select Yes or No accordingly. If answer is No, skip to next section.

Q.6: What is your current height (How tall are you)?

Ask the participant to provide their current height. Enter in centimetres (for example, if they report 1mt 50cm, enter 150 cm). Enter -77 if “not known or -79 if participant refuses to answer.

Q.7: Approximately when did you (last) measure yourself/measure your height?

Wait for a response. Only mention the alternatives if the question appears too difficult for the YL participant: “A week ago”, “A month ago”, “A year ago”. If they provide another time, please enter other and specify the answer given.

Q.8: Where did you measure yourself/measure your height?

Wait for a response, mention the alternatives if the question appears difficult for the YL participant. The options are: “I measured myself/my height in a pharmacy (machine)”, “I was measured/my height was measured in a health care facility”, “I measured myself/my height in another institution”. If they provide another location, please enter other and specify the answer given.

Section 8 – Health, physical activity and food intake for the Study of Obesity, Nutrition, Genes and Social factors (SONGS)

The questions in this section were only for the Peru sample.

8.1 Young People Health

SAY: We would like to ask you a few questions about your health

Q.1: In general, how would you describe your health?

Please read the alternatives and select accordingly. Possible answers are *very poor; poor, average, good, very good, doesn't know, refuses to answer.*

Q2: Compared with other boys/girls of your same age, how would you describe your health?

Please read the alternatives and select accordingly. Possible answers are: *much worse, worse, same, better, much better, doesn't know, refuses to answer.*

Q.3: Do you currently have any illness?

This question aims to find out if the YL participant currently suffers from any illness. If answer is *no*, doesn't know or refuses to answer, skip to Q.5.

Q.4: We want to know what sort of illness

This is an open question to register the current illness of the YL participant. Please introduce text registering the name of the illness and/or describing the illness according to the YL participant's answer.

Q.5 [CAPI: Activate Q.5-Q11 only for women, otherwise skip to Q.11] During the pandemic (March 2020 until now) have you been pregnant?

- 01 = Yes, I was pregnant ► Skip to Q.7
- 02 = Yes, I am pregnant
- 00 = No ► Skip to Q.10
- 77 = NK 79 = RTA ► Skip to Q.10

Q.6: How many weeks pregnant are you? CAPI: valid answer should be 1-46

If not known, enter -77.

Q.7: Do you know what your weight was before your pregnancy?

01 = Yes

00 = No ► Skip to Q.10

Q.8: What was your weight before pregnancy?

Specify in kg. If not known, enter -779.

Q.9: Do you have any weight record before your pregnancy or is it just what you remember?

01 = I only remember it

02 = I have it registered

Q.10: Are you currently breastfeeding?

01 = Yes

00 = No

79 = RTA

8.2.1 Activity at work

DEFINITIONS

This section makes reference to two types of physical activity:

- *Vigorous intensity activities*: those that require a big physical effort and cause large increases in breathing or in the heart rate
- *Moderate intensity activities*: those that require a moderated physical effort and cause little increases in breathing and in the heart rate.

Please note that this section uses two reference periods:

- *In a typical week*: means a week in which the YL Child performs his/her usual activities.
- *In a typical day*: Ask the participant to think about a typical day that can easily remember.

SAY: First, think about the time you spent doing your job. Consider job as the things that you have to do, like paid or unpaid work, study/training, domestic chores, harvesting of food/crops, fishing, job seeking, etc.

Q.1: Does your job or work activity require a very intense effort (like moving or carrying heavy loads, excavations or construction work) that cause large increases in your breathing or in your heart rate for at least 10 minutes in a row?

Please select Yes or No. If the answer is NO, skip to Q.5

Q.2: In a typical week, for how many days do you perform vigorous intensity activities as part of your job?

Enter number of days (1-7).

Q.3: In a typical day, how much time does it take you to perform vigorous intensity activities in your job?

Enter hours and minutes. Consider only those activities that were performed continuously for 10 minutes or more. CAPI: Answers for hours are valid between 0-24; for minutes, between 0-59.

Q.4: Does your job require an activity of moderated intensity (like carrying light loads) that cause little increases in your breathing or in your heart rate for at least 10 minutes in a row?

Please select Yes or No. If the answer is NO, skip to Q.7

Q.5 In a typical week, for how many days do you perform moderate intensity activities as part of your job?

Enter number of days (1-7)

Q.6: In a typical day, how much time does it take you to perform moderate intensity activities in your job?

Enter hours and minutes. Consider only those activities that were performed continuously for 10 minutes or more. CAPI: Answers for hours are valid between 0-24; for minutes, between 0-59.

8.2.2 Travelling from one place to another

SAY: The following questions exclude those physical activities at work that you already mentioned. Now I would like to ask you about the usual way you travel from one place to another. For instance, to work, to go shopping, to go to places of worship, etc.

Q.7: Do you walk or use a bike to come and go from one place to another, for at least 10 minutes in a row?

Please select Yes or No. If the answer is NO, skip to Q.10

Q.8: In a typical week, how many days do you walk or use a bike for at least 10 minutes in a row to come and go from one place to another?

Enter number of days (1-7)

FIELDWORKER: "A typical week" means a week in which the YL Child performs his/her usual activities.

Q.9: In a typical day, how much time does it take you to walk or ride a bike to travel?

Enter hours and minutes. Ask the participant to think about a typical day that can easily remember and in which he/she participated in activities related to transport. Consider only those activities that were performed continuously for 10 minutes or more. CAPI: Answers for hours are valid between 0-24; for minutes, between 0-59.

8.2.3 Physical activities and leisure activities

SAY: The following questions exclude work and transport activities that you already mentioned. Now I would like to ask about sports, physical activities and leisure activities, etc.

Q.10: Do you practice sport (like running, playing football), physical or leisure activities of vigorous intensity that cause large increases in your breathing or in your heart rate for at least 10 minutes in a row?

Please select Yes or No. If the answer is NO, skip to Q.13

Q.11: In a typical week, how many days do you practice sport, physical or leisure activities of a very intense effort?

"A typical week" means a week in which the YL Child performs his/her usual activities. Enter number of days (1-7).

Q.12: In a typical day, how much time does it take you to practice sport, physical or leisure activities of a very intense effort?

Enter hours and minutes. (CAPI: Answers for hrs are valid between 1-24; for minutes between 0-59)

FIELDWORKER: Ask the participant to think about a typical day that can easily remember and in which he/she participated in sport, physical or leisure activities of vigorous intensity. Consider only those activities that were performed continuously for 10 minutes or more.

Q.13: Do you practice sport (like running, playing futbol), physical or leisure activities of moderate intensity that cause little increases in your breathing or in your heart rate for at least 10 minutes in a row?

Q.14: In a typical week, how many days do you practice sport, physical or leisure activities of a moderate intensity?

Enter number of days. (CAPI: Answers are valid between 1 and 7)

FIELDWORKER: "A typical week" means a week in which the YL Child performs his/her usual activities.

Q.15: In a typical day, how much time does it take you to practice sport, physical or leisure activities of moderate intensity?

Enter hours and minutes. (CAPI: Answers for hrs are valid between 1-24; for minutes between 0-59)
[hrs.]

FIELDWORKER: Ask the participant to think about a typical day that can easily remember and in which he/she participated in sport, physical or leisure activities of moderated intensity. Consider only those activities that were performed continuously for 10 minutes or more.

8.2.4 Sedentary behaviour

SAY: The following question is about the time you spent sitting or lying at work, at home, when you travel from one place to another, including the time you spent sitting in your desk, sitting with friends, travelling by car, bus, train, reading, playing cards or watching TV, but it doesn't include the time you dedicate to sleep.

Q.16: In a typical day, how long do you sit or lay down?

Enter hours and minutes. (CAPI: Answers for hrs are valid between 1-24; for minutes between 0-59)

FIELDWORKER: Ask the participant to consider the total time that he/she spends sitting at work, in an office, Reading, watching TV, using a computer, doing crafts like knitting, resting, etc. DO NOT include the time he/she spends sleeping.

Q.17: During the last 7 days, how many days did you do exercise for at least 60 minutes? (e.g., running, riding a bike, dancing, playing futbol, digging the ground, carrying water or any other activity where your breathing / heart beats is / are fast?)

Enter number of days. (CAPI: Answers are valid between 1 and 7)

FIELDWORKER: "A typical week" means a week in which the YL Child performs his/her usual activities.

8.3 Salty foods and Sugar-sweetened beverages intake

SAY: Now I want to ask about your consumption of certain types of drinks and food.

Q.18: During the past 30 days, how many times did you drink fizzy, sweet soft drinks, such as coke and Inka cola?

Enter number of days. (CAPI: Answers are valid between 1 and 30)

Q.19: During the past 30 days, how many times did you eat salty and fatty foods such as crisps or fried snacks?

Enter number of days. (CAPI: Answers are valid between 1 and 30)

Section 9 – Current Education

PURPOSE

The purpose for this section is to capture some basic information relating to the education of the YL individual, and changes that may be faced by the YL individual since the Coronavirus outbreak. This includes level of education attained, current education status (whether in full-time education), as well as changes in engagement with education since the lockdown.

DEFINITIONS

Full-time education (primary and secondary education): is when the household member goes to school 5-6 days a week or all working days in a week. The hours per day might be a whole day or just morning, afternoon or evening depending on the school. By evening we refer to evening shifts part of full-time primary education. Full-time education does NOT include part-time or extension programmes such as evening or weekend programmes. Adjustments to full-time enrolment since the Coronavirus outbreak, such as online and blended sessions, are considered as full-time education.

Full time education (higher education): The definition varies slightly across countries:

Peru: in higher education context, full time attendance is considered if any of the following applies: i) the household member attends classes at least three days a week including weekends (day or night shift, online or in-person sessions); ii) is taking three or more courses from his major; iii) is enrolled in 10 or more credits. Please note that these classes must be part of a formal education programme.

Vietnam: The student knows their own education status (whether fulltime or not) best. If the person is unsure, we advise enumerator to follow these recommendations: full time attendance is considered if the household member i) attends classes at least 4 half-days a week (Mon.-Sat.). The other criteria ii) and iii) suggested in the definition above sound reasonable as well for Vietnam.

India: full time attendance is considered if the following applies: i) the student normally attends classes as per the schedule of the institution i.e., in person classes or online or shift classes.

Ethiopia: The education system is categorised by regular and continuing (extension) education. Regular education is full time while continuing education is not full time

SAY: Now I would like to ask you some questions about your current educational status.

Q.1: Are you currently enrolled in full-time education?

This question aims to know whether the YL individual is currently in full time education (defined at the beginning of the sub-section), including online and blended sessions. If the respondent says No, skip to Q.5. If respondent answers “Never attended”=03, “Don’t know”=77 or “refuses to answer”=79, skip to next section, Employment and Earnings.

- 00 = No ► Skip to Q.5
- 01 = Yes, attending classes or learning outside of classes regularly
- 02 = Yes, but attending classes or learning outside of classes irregularly
- 03 = Never attended ► Skip to next section
- 04 = Registered for this school year but classes are suspended
- 77 = NK ► Skip to next section
- 79 = Refused to answer ► Skip to next section

Please note that “Never attended” refers to if the YL participant has no schooling at all and has never attender formal education.

Q.2: What is the education level that you are currently studying?

Ask what the education level is that the YL Individual is currently enrolled in. Choose from CODEBOX#4. If the respondent reports primary or secondary education level, ask him/her to specify what grade.

The following questions will be prefilled with data collected in Call 3 (October-December 2020) to check if the latest information we have about the participant is correct. If they answer that the information we have is incorrect, questions to update their current situation will show on screen. If they didn't answer Call 3, questions to collect information on their current education will show on screen.

Q.3a: The last time we asked you about your education, you told us that you were attending a [CAPI: Pre-filled (call 3, Sect.2, Q.3)] school, institute or university. Is this still correct?

This question will be enabled if we have prefilled information for school, institute or university from Call 3. This question will show the latest information we have about the educational institution that the YL participant was attending when he/she answered Call 3 (October-December 2020) and aims to confirm if this information is still correct. Please enter Yes if the YL participant is still attending the prefilled institution showed on screen. Enter No, if they are now attending a different institution.

Please note that if the answer is Yes, the skip pattern varies across countries and cohorts, considering the information provided on the educational level that the YL participant is currently attending.

Ethiopia	if Q.2 (CODEBOX#4) = 21, 22, 26, 32-40, 43-48 ► Skip to Q.4a/b if Q.2=00-14;16-17, 27-31; 41; 88, 77 ► Skip to Q.15
India YC	if Q.2 (CODEBOX#4) = 13-15 ► Skip to Q.4a/b if Q.2= 00-12, 28, 29, 77, 79 ► Skip to Q.10
India OC	if Q.2 (CODEBOX#4) = 09-10 ► Skip to Q.4a/b if Q.2= 00-06, 08, 77, 79 ► Skip to Q.15
Peru YC	if Q.2 (CODEBOX#4) = 13-16, 19, 21, 22 ► Skip to Q.4a/b if Q.2=00-11; 17, 18, 20, 77, 88 ► Skip to Q.10
Peru OC	if Q.2 (CODEBOX#4) = 13-16, 19, 21, 22 ► Skip to Q.4a/b if Q.2=00-11; 17, 18, 20, 77, 88 ► Skip to Q.15
Vietnam	if Q.2 (CODEBOX#4) = 13-16 ► Skip to Q.4a/b if Q.2=00-12,17,28,29,50,77,79 ► Skip to Q.15

Q.3b: What type of school, institute or university are you attending?

This question will be enabled for those who didn't answer Call 3 and those who report that the prefilled information is not correct in Q.3a. This question aims to know which type of educational institution the YL Individual currently attends. Enter code from CODEBOX#5.

Please note that if the answer is Yes, the skip pattern varies across countries and cohorts, considering the information provided on the educational level that the YL participant is currently attending.

Ethiopia	if Q.2 (CODEBOX#4) = 21, 22, 26, 32-40, 43-48 ► Skip to Q.4a/b if Q.2=00-14;16-17, 27-31; 41; 88, 77 ► Skip to Q.15
India YC	if Q.2 (CODEBOX#4) = 13-15 ► Skip to Q.4a/b if Q.2= 00-12, 28, 29, 77, 79 ► Skip to Q.10
India OC	if Q.2 (CODEBOX#4) = 09-10 ► Skip to Q.4a/b if Q.2= 00-06, 08, 77, 79 ► Skip to Q.15
Peru YC	if Q.2 (CODEBOX#4) = 13-16, 19, 21, 22 ► Skip to Q.4a/b

	if Q.2=00-11; 17, 18, 20, 77, 88 ► Skip to Q.10
Peru OC	if Q.2 (CODEBOX#4) = 13-16, 19, 21, 22 ► Skip to Q.4a/b if Q.2=00-11; 17, 18, 20, 77, 88 ► Skip to Q.15
Vietnam	if Q.2 (CODEBOX#4) = 13-16 ► Skip to Q.4a/b if Q.2=00-12,17,28,29,50,77,79 ► Skip to Q.15

Q.4a: The last time we talked about your education you told us that your major was [CAPI: Pre-filled (call 3, Sect.2, Q4a)]. Is this still correct?

This question will only be enabled if we have pre-filled information for major from Call 3. This question will show the latest information we have about the major that the YL participant was attending when he/she answered Call 3 (October-December 2020), and aims to confirm if this information is still correct. Please enter Yes if the YL participant is still studying the pre-filled major showed on screen. Enter No if they are now attending a different institution.

Please note that if the answer is Yes, the skip pattern varies across countries and cohorts, considering the information provided on the educational level that the YL participant is currently attending.

Ethiopia	► Skip to Q.15
India YC	► Skip to Q.10
India OC	► Skip to Q.15
Peru YC	If Q.2 = 13, 14, 21, 22 ► Skip to Q.10 If Q.2 = 15, 16, 19 ► Skip to Q.11
Peru OC	► Skip to Q.15
Vietnam	► Skip to Q.15

Q.4b: What major are you studying?

This question will be enabled for those who didn't answer Call 3 and those who report that the pre-filled information is not correct in Q.4a. This question aims to know which major the YL participant is currently studying. Write the name of the major and select the appropriate code from CODEBOX#6. Skip pattern varies across countries and cohorts.

Ethiopia	► Skip to Q.15
India YC	► Skip to Q.10
India OC	► Skip to Q.15
Peru YC	If Q.2 = 13, 14, 21, 22 ► Skip to Q.10 If Q.2 = 15, 16, 19 ► Skip to Q.11
Peru OC	► Skip to Q.15
Vietnam	► Skip to Q.15

FOR THOSE WHO ARE CURRENTLY NOT IN EDUCATION

Q.5: What is the (highest) education level that you have completed?

If the [YL Child] reports primary or secondary education level, ask him/her to specify what grade. Enter code from CODEBOX #4

Q.6: What type of school, institute or university was the last one that you attended?

This question aims to know which type of educational institution the YL Individual attended. Choose from CODEBOX#5. Skip pattern varies across countries and cohort.

Ethiopia	if Q.5 (CODEBOX#4) =00-14;16-17, 27-31; 41; 88, 77 ► Skip to Q.8
India YC	if Q.5 (CODEBOX#4) = 00-12;28,29,77,79 ► Skip to Q.8

India OC	if Q.5 (CODEBOX#4) = 00-06,08,77,79 ► Skip to Q.8
Peru	if Q.5 (CODEBOX#4) =00-11; 17, 18, 20, 77, 88 ► Skip to Q.8
Vietnam	if Q.5 (CODEBOX#4) =00-12,17,28,29,50,77,79 ► Skip to Q.8

Q.7: What major were you studying?

ENUMERATOR: Write the name of the major. Please look for the right code in CODEBOX#6 at the end of the call and add it in the line below.

Q.8: When was the last time you attended full-time education?

If the [YL Child] attended full-time education for the last time in the current year (2021) please ask and report in what month. If the respondent answers “Don’t know” =77 or “Refused to answer” = 79, the skip pattern varies across countries and cohorts.

- 01-12= Jan-Dec 2021
- 13 = 2020
- 14 = 2019
- 15 = 2018
- 14 = 2017
- 15 = 2016
- 16 = before 2016
- 77 = NK ► Follow skip pattern below
- 79 = Refused to answer ► Follow skip pattern below

Ethiopia	Skip to next section
India YC	► Skip to Q.10
India OC	Skip to next section
Peru YC	If Q.5 = 13, 14, 21, 22 ► Skip to Q.10 If Q.5 = 15, 16, 19 ► Skip to Q.11
Peru OC	Skip to next section
Vietnam	Skip to next section

Q.9: Why did you stop attending full-time education?

Ask why the YL Individual stopped enrolment in full-time education. Please do not read the options. Rather, select the appropriate responses. If the answer provided doesn’t fit the choices listed on the screen, please select other and specify the answer. Skip pattern varies across countries and cohorts.

- 01 = Because of COVID, my school cancelled classes
- 02 = Because of COVID, my school offers virtual classes but I don't have the equipment
- 03 = I couldn't pay the fees
- 04 = I had to look for a job
- 05 = Someone in the household became ill
- 06= The course has finished
- 07 = I chose not to continue in education
- 08 = Other, specify (related to COVID or quarantine) : _____
- 09 = Other Specify: _____

Ethiopia	Skip to next section
India YC	► Skip to Q.10
India OC	Skip to next section
Peru YC	If Q.5 = 13, 14, 21, 22 ► Skip to Q.10

	If Q.5 = 15, 16, 19 ► Skip to Q.11
Peru OC	Skip to next section
Vietnam	Skip to next section

Q.10: What is the name of the institution you are/were enrolled at?

This question will be only enabled for the YC in India and Peru. Please enter the official name of the institution in the space given. Enter the code from [IN: CODEBOX #7], [PE: CODEBOX #7a], if the institution is listed. If not, record code 99 for the code.

India YC	► Skip to Q.14a
Peru YC	► Skip to Q.12

Q.11: What is the name of the university you are/were enrolled at?

This question will be only enabled for the YC in Peru. Be sure to enter the official name of the university in the space given. Enter the code from CODEBOX #7b if the university is listed. If not, record code 99 for the code.

Q.12: Does this school/institution/university have more than one campus?

This question will be only enabled for the YC in Peru. It aims to find out more information about the campus which the YL participant is/was currently attending. If the answer is Yes, continue with the next question. If the answer is No, skip to Q.14a.

Q.13: Which campus are/were you enrolled at?

This question will be only enabled for the YC in Peru. It aims to find out the name of the campus which the YL participant is/was currently attending. If the answer is Yes, continue with the next question. If the answer is No, skip to Q.14a.

The following questions aim to collect information on the location of the campus/institution that the YC participant is currently enrolled in.

Q.14a: IN YC: What is the State where the school / institution is/was located? / PE YC: What is the Department where the school / institution is/was located?

Q.14b: IN YC: What is the District where the school / institution is/was located? / PE YC: What is the Province where the school / institution is/was located?

Q.14c: IN YC: What is the Mandal where the school / institution is/was located? / PE YC: What is the District where the school / institution is/was located?

After these questions, If Q.1=0, skip to the next section.

Q.15: How many hours do you spent on schoolwork or studying during a typical day (a 'usual' day between Monday and Friday, not a day of rest during the weekend or a festival day/holiday etc.)?

This question aims to find out the time the YL participant spends both in class or studying outside of class hours on a usual day, between Monday and Friday. Please provide clarification in case the participant is not sure about the meaning of "typical day". The answer should be a valid number between 0-24.

Q.16: How has the quality of the education you receive changed since before the COVID-19/Coronavirus pandemic?

This question aims to find out about the perception of the YL participant about how the quality of the education they are currently receiving has changed in comparison to the time before the COVID-19/

Coronavirus pandemic (March 2020). Please read the alternatives and select one of the answers provided: “It is the same”, “It is better”, “It is worse”, “NK”, “Refused to answer”.

Section 10 – Employment and Earnings

PURPOSE

The purpose of this section is to collect information on current and previous paid and unpaid work activities the *YL Individual* has done. There are three main reference periods: since the beginning of 2021, March 2021 and in the last 7 days. The first captures seasonality in economic activity in the current year, the second captures a specific point in time during the current year and the last captures the most recent economic activity in the past 7 days. There is then a section that tries to assess what they YL participant’s employment status would have been if COVID-19 had not happened.

10.1 Employment during 2021

SAY: Now, I'm going to ask you about your work activities during this year, since January 2021.

This includes paid or unpaid work activities done inside and outside the household, and EXCLUDES non-working activities (e.g. housewife, student, taking care of other household members, such as children, disabled, ill, elderly). Working as housemaid or childcare (not for relatives) should be considered as working activity.

Q.1: Since the beginning of this year (2021), did you work for at least 1 hour, in your own business, for a household member or for someone else?

This question aims to know if the YL Individual has performed any labour activity, either paid or unpaid during the current year (2021), in any of the following activities:

- Worked on your own account or in a business enterprise belonging to you or someone in your household (e.g., shopkeeper, taxi driver)
- Worked on a farm owned or rented by a member of your household, (e.g., cultivating crops, farming tasks, caring for livestock)
- Worked for someone who is NOT a member of your household (e.g., a company, the government, neighbours farm) – includes agricultural and non-agricultural work

If the respondent mentions he/she has not worked for at least an hour since January 2021 (00=No), then skip to section 10.3. Do not ask section 10.4, but ask section 10.5.

Q.2: Thinking back to March this year (2021), were you working for at least 1 hour, in your own business, for a household member or for someone else?

This question is very similar to the one above. It aims to record if the YL Individual was performing any labour activity specifically during March 2021. If respondent answers “No”, move to the next question. If the respondent answers “Yes”, the skip pattern varies by country.

Ethiopia	▶ Skip to Q.5
India	▶ Skip to Q.5
Peru	▶ Skip to Q.5
Vietnam	▶ Skip to Q.6

Q.3: Were you looking for work in March this year (2021)?

If the *YL Individual* reports not having worked at least an hour during 2021, we need to know if they were looking for a job at the time. If the answer is “No”, continue with Q.4. If the respondent answers “Yes”, the skip pattern varies by country.

Ethiopia	▶ Skip to Q.5
India	▶ Skip to Q.5
Peru	▶ Skip to Q.5
Vietnam	▶ Skip to Q.6

Q.4: What was the main reason you did NOT look for work in March?

This question intends to register the primary reason why the YL Individual was not economically active (not performing any labour activity nor actively looking for a job) in March 2021. Please do not read the options. If the respondent mentions more than one reason, ask him/her to choose the *main* one. If the reason provided doesn't choose any of the alternatives, please select other and specify the reason given by the respondent.

Q.5: During any lockdown in 2021, were you able to work either at your place of work or remotely?

This question will be only enabled for the participants in Ethiopia, India and Peru. The question aims to assess whether the YL Individual managed to work during any lockdown during 2021. It should only be asked if Q.1=01. If the respondent is usually working from home, mark 01.

01= Yes, working from work place (or from home if usually working from home)

02= Yes, working remotely

03= Yes, combining remote work and working from workplace

04= No, I was not able to work

10.2 Main activity during the last 7 days

SAY: Okay, thank you. Now I would like to ask you about your employment status, and the most important paid or unpaid work activities, during the last 7 days.

Note: The most important activity is the activity on which the [YL Child] spent more time on the last 7 days.

Q.6: During the last week (from Monday through Sunday), did you work for at least 1 hour, in your own business, for a household member or for someone else?

This question aims to record if the YL Individual was performing any labour activity during the past 7 days. Enter Yes=01 or No=00. If the respondent answers Yes, then skip to Q.9.

Q.7: Do you currently have a job even though you did NOT work last week (from Monday through Sunday)?

This question is asked (enabled) only if the YL Child answers that s/he worked at least an hour during 2021, but not at all in the last 7 days. This question seeks to verify if *YL Individual* is currently unemployed or if he/she is temporarily away from work (e.g., sick leave, holidays, etc.). If the answer is "Yes", skip to section 10.3. Otherwise, continue with the next question.

Q.8: Why were you not able to work as usual?

This question aims to record the reason(s) why the YL Individual has not been able to work as usual. Please do not read the options, mark all that apply. If the reason provided doesn't adjust any of the alternatives, please select other and specify the reason given by the respondent.

Q.9 SAY: When we talked in November/December last year (2020), you told me that you were working as ...

CAPI will prefill the following variables with information collected in Call 3:

- Description of work activity in the past 7 days
- Type of work activity in the past 7 days
- Economic sector code of the job/occupation in the past 7 days
- Who do you do this activity for? (Main activity in the in the past 7 days)

Use this information to fill Q.9a with the response that best describe the current situation of the YL respondent. If there is no information recorded in Call 3, skip to Q.9b.

Q.9a: Is it still your main activity or do you do something different? Are you still working for the same employer?

If the respondent didn't work in the past 7 days but had a job in 2021, please ask them to refer to that job when answering this question.

Please note the skip pattern varies depending on the answer provided:

- Different activity and different employer ► Go to Q.9b and continue
- Same employer but different activity ► Go to Q.9b and continue (do not ask Q.12)
- Same activity but different employer ► Go to Q.12 and continue
- Same activity same employer ► Go to Q.13 and continue

Q9b. Description of current work activity.

Please ask the respondent to describe their current work activity.

Q.10: Type of current work activity now

Start by asking the *YL Individual* what is the activity in which he/she spends most of his/her time and then code accordingly. In instances where *YL Individual* is not sure what a 'work activity' is, you'll need to ask this question openly. Remember that the main activity reported is the most important in terms of time spent in the past 7 days. Enter code from [CODEBOX #8](#).

Q.11: Economic sector code of the current job/occupation

This question refers to the economic sector of the establishment in which the *YL Individual's* main activity is in. The branch of the economic activity does not depend on the specific duties or functions of the person's job, but on the characteristics of the economic unit in which the person works. For example, if the *YL Individual* is working as a receptionist in a construction company, then the economic sector is 06=Construction. Enter code from [CODEBOX #9](#)

Q.12: Who do you currently do this activity for now?

This question intends to register the type of employer. In case of more than one type of employer in the same activity, refer to the most important employer in terms of time spent. For example: *YL individual* works raising cattle for his own house every day (7 days a week) for 3 hours, and on a neighbour's farm every two days (4 days a week) for 5 hours each day. In this case you should code as 06=own account/self-employed (own business or farm) because it is the 'employer' for whom YL child most of time in the specific activity.

- **Private company/enterprise or cooperative** - usually refers to wage-employed workers who are employed by an establishment. Can include members of producers' cooperatives who hold a "self-employment" job.
- **For a household member** – Usually refers to self-employed workers who work for a household member (individual within the same household). Includes contributing family workers.
- **Other private individual/household (excluding own household)** – Works for an individual or household that are separate to his/her own household

- **Public sector/government** – Usually refers to wage-employed workers who are employed by the government/public sector
- **A rural public works program** – workers who are provided state-sponsored employment, usually as part of a social protection program
- **Own account/self-employed (own business or farm)** – Refers to those who are self-employed i.e. who work on their own account or with one or two partners.
- Other, specify

Q.13: Were you able to work at your place of work or remotely in your current job?

This question aims to find out if the YL participant was able to work remotely in the past from their current position. Possible answers are “Worked from workplace (meaning that they are not able to work remotely)”, “Worked remotely” and “Combined remote work and working from workplace”. Please select one answer.

ETHIOPIA, INDIA and PERU

Q.14: On average, how many weeks do you work in the month?

Enter the number of weeks in which [YL Child] worked full or part-time in this activity on an average month. Enter a number between 0 and 4. In CAPI, any number outside this range should be displayed as an error when you validate the screen. Please, double check in any case.

Q.15: On average, how many days do you work in a week?

Enter the number of days per week in which [YL Child] worked full or part-time in this activity on an average week. Enter a number between 0-7. In CAPI, any number outside this range should be displayed as an error when you validate the screen. Please, double check in any case.

VIETNAM version

Q.15: On average, how many days do you work in a month?

Enter the number of days per week in which [YL Child] worked full or part-time in this activity on an average month. Enter a number between 0 and 31. In CAPI, any number outside this range should be displayed as an error when you validate the screen. Please, double check in any case.

Q.16: On average, how many hours do you work per day?

Enter a number between 0 and 24. In CAPI, any number outside this range should be displayed as an error when you validate the screen. Please, double check in any case.

Q.17: How many months did you work since the beginning of the year (2021)?

Enter the number of months in which the YL Individual worked full or part-time in this activity since the beginning of 2021. Enter a number between 0 and 12. In CAPI, any number outside this range should be displayed as an error when you validate the screen. Please, double check in any case.

Q.18: Which form of payment was received or is expected from this activity?

This question aims to know how the YL Individual receives payment for his/her work activity. If the respondent says None=00, Don't know=77 or refuses to answer=79, skip to Q.23.

Q.19: What period of time does this payment usually cover?

This question aims to find out how often the YL Individual receives payments for his/her activity. Another way of asking this is “how often do you get paid?” Do not prompt: wait for the respondent’s answer and code, accordingly. If payment is reported in different periods, please convert to the most convenient measure. Prompt the respondents to use a period other than year, report yearly earning only if absolutely needed

- **For self-employed** - The expected frequency payments include hourly, daily, weekly, fortnightly, monthly or annual. Note that by annual frequency we actually mean “all income generated during the last 12 months”. The “annual frequency (code 05=Per year)” can be used in cases in which the person’s income is very irregular or it is difficult to convert into a smaller frequency, such as monthly or daily. The daily, weekly, fortnightly or monthly frequencies are used when the income generated by the person is approximately the same in each of these periods. Example: The YL Child works as a taxi driver and earns approximately 300 Rupees per week. You can register this as 300 Rupees weekly or 1,200 Rupees monthly. Strictly, both ways are correct. However, while you have some flexibility on how to register this, it is advisable to try to register the smallest frequency you can get from the child. This will allow for a more accurate estimation of the YL Child’s income.
- **For waged-employed** - The frequency will depend on the nature of the work activity.

If the answer is “per piece”, continue to Q.20. Any other answer, skip to Q.21. If the YL Individual answers “Don’t know” or refuses to answer, skip to Q.23.

Q.20: How many pieces are produced per day?

If in the previous question the payment is given by pieces, ask for how many pieces are produced daily. Examples: Payment per garment or per bangles.

Q.21 What are the net earnings per [CAPI: prefill from Q.19] from this activity? In Cash

Q.22 What are the net earnings per [CAPI: prefill from Q.19] from this activity? In kind

This asks for NET earnings (the sum of all wages/salaries, tips, gratuities, bonuses and the value of any in-kind payment after deducting taxes and any other work-related payments). If own business, make sure to capture profits/self-determined wage assigned to respondent from this activity, net of production costs. If in-cash or in-kind payment is non-existent, assign a zero to the corresponding payment.

Note: if the participant does not have a usual period of time that they get paid (e.g., independent workers that don’t earn the same every week/month), please refer the participant to the last time he/she was paid.

Q.23: Apart from this activity, did you do another activity in the last week that was paid or is expected to be paid?

If respondent says No, skip to Q.26.

Q.24: We would like to ask you about your total earnings from all paid activities, including the main working activity. What period of time is better suited to calculate your total earnings?

Register the value in of net earnings that the YL Individual receives (the sum of all wages/salaries, tips, gratuities, bonuses and the value of any in-kind payment after deducting taxes and any other work-related payments). If own business, deduct production costs. If the YL Individual has difficulties on understanding the meaning of net earnings, ask her/him for the profits. If still unclear on how to report the net earnings, ask separately for the revenues and costs and subtract them. If the respondent answers that they don’t know, or refuses to answer, skip to Q.26.

Q.25: What are the total earnings per [CAPI: Period of time, Q.24] from all paid activities, including the main working activity?

Total earnings refers to the NET earnings (the sum of all wages/salaries, tips, gratuities, bonuses and the value of any in-kind payment after deducting taxes and any other work-related payments). If the respondent answers that they don't know, or refuses to answer, skip to Q.26.

Note: if the participant does not have a usual period of time that they get paid (e.g., independent workers), but the participant has more than one labour activity, please register this information with the same frequency used to complete the earnings from the main activity (Q.21).

Q.26: Would you like, and would you have the time, to work more hours per week than you did last week, at the same hourly earnings?

This question aims to capture whether the respondent would like, and would be able, to work more hours per week than they actually did at the same earnings. Possible answers are "No", "Yes" and "NK" and "Refused to answer". Please select one answer.

Q.27: Do you have health insurance paid by your employer?

This question aims to know if the YL Individual has any health insurance that is being paid by the employer. Answer Yes, No, Don't know, Refused to answer.

Q.28: Do you have a written contract for this [MAIN ACTIVITY]?

This question seeks to find out if the YL Individual has/had a contract/decision for [MAIN ACTIVITY]. In some way, this helps us to deduce if the job/company where he/she works/worked is formal or informal. If the answer is No, Don't know or Refused to answer, skip to section 10.4.

Q.29: What is the type of contract for this [MAIN ACTIVITY]?

Choice list are country specific.

Ethiopia	01 = Permanent contract (skip to section 10.4); 02= Fixed term/Temporary contract; 03= Trial period 04= Youth training agreements / pre-professional practices; 06= Other, specify
India	01 = Permanent contract (skip to section 10.4); 02= Fixed term/Temporary contract; 03= Probation period; 04= Apprenticeship; 05= Internship; 06= Other, specify
Peru	01 = Permanent contract (skip to section 10.4); 02= Fixed term contract; 03= Trial period; 04= Youth training agreements/ pre-professional practices; 05= Independent contract (RPH); 06= Special regime for the public sector (CAS); 07= Other, specify
Vietnam	01=Permanent contract (skip to section 10.4); 02=Fixed term contract; 03=Contract for specific work (skip to section 10.4); 06= Other, specify

Q.30: What is the duration of the contract that you have?

This question aims to know for how long the contract is. This question is not asked to those that have a permanent contract. Do not prompt the answers. Wait for the respondent to tell you how long the contract is for and code accordingly.

10.3 Unemployment

This section will be asked only if [YL Child] reported not having worked at least one hour in the last week (either because they have not worked since the beginning of the year Q.1=00 or because they have not worked in the past week Q.7=00).

Q.31: Did you look for work last week (from Monday through Sunday)?

This question aims to find out if the *YL Individual* is economically inactive (they are neither working or actively seeking employment) or unemployed. If the answer is “No”, continue with Q.32; if the answer is “Yes”, skip to Q.33.

Q.32: What is the main reason you did NOT look for work last week?

This question intends to register the reason why the *YL Individual* is not economically active. Please do not read the options. If the respondent mentions more than one reason, ask him/her to choose the main one.

Q.33: When was the last time you worked for at least 1 hour, in your own business, for a household member or for someone else?

This question aims to find out for how long the *YL participant* has been economically inactive or unemployed. Do not prompt the answers. Wait for the respondent to tell you when the last time they worked for at least 1 hour was, and code accordingly.

10.4 Main activity in March 2021

This sub-section will be asked only if the *YL respondent* reports having worked at least one hour in March this year (2021) (Q.2=01 in *Section 10.1 Employment during 2021*). If Q.2=00, skip to section 10.5.

SAY: Now I would like to ask you about your most important paid or unpaid work activities during March this year (2021).

If the *YL Child* report more than one activity, record the most important paid or unpaid work activity. The most important activity is the activity on which the [*YL Child*] spent the most time on in March 2021.

Q.1: Was your work back in March this year (2021) the same activity you did in the last 7 days? Is it with the same employer? (CAPI: If Q.6=00 in Section 10.2, skip to Q.2a).

- 00= Different activity and different employer ► Go to Q.2a and continue
- 01= Same employer but different activity ► Go to Q.2a and continue (do not ask Q.4)
- 02= Same activity but different employer ► Go to Q.4 and continue
- 03= Same activity same employer ► Skip to section 10.5

Q..2a: Description of current work activity.

Please ask the respondent to describe the work activity that he/she did in March 2021.

Q.2: Type of work activity

Code accordingly the answer given in previous question. Record the most important paid or unpaid work activity. Enter code from **CODEBOX #8**.

Q.3: Economic sector code of the job/occupation

This question refers to the economic sector of the establishment in which the *YL Individual's* main activity is in. The branch of the economic activity does not depend on the specific duties or functions of the person's job, but on the characteristics of the economic unit in which the person works. For example, if the *YL Individual* is working as a receptionist in a construction company, then the economic sector is 06=Construction. Remember this question refers to the work activity that the *YL participant* was engaged in during March 2021. Enter code from **CODEBOX #9**.

Q.4: Who did you do this activity for?

This question intends to register the type of employer. In case of more than one type of employer in the same activity, refer to the most important employer in terms of time spent.

10.5 Employment in the absence of COVID-19

PURPOSE

This section aims to find out the expected employment outcomes of the YL participants if the COVID-19 pandemic had not happened.

INSTRUCTIONS

This section will be asked to everyone, regardless of their current and past employment status. Please make sure you get familiar with the skip pattern to follow, which is defined for each individual question.

Explain to the participant that the following questions aim to find out what his/her employment situation would be like in a world in which the COVID-19 pandemic had not happened. Ask him to think about his/her life before March 2020 and what his/her expectations were for the upcoming months during that period. Make him/her reflect about the effect that the COVID-19 pandemic has had on their lives. Try to make him/her imagine how his/her life would be if the COVID-19 outbreak didn't exist at all with all the effects it has had on his/her country, economy, daily life, etc.

SAY: Now, I would like to ask you what your employment status would have been if COVID-19 had not happened. Think about what your life would have been in that case, ok?

Q.1: You said that you worked [CAPI: if Section 10.2 Q.6=01] or you have a job [CAPI: if Section 10.2 Q.7=01]/did not work [CAPI: if Section 10.2 Q.6=00 and Q.7=00] for at least 1 hour during the last week. If COVID had not happened, would you have worked for at least 1 hour, in your own business, for a household member or for someone else during the last week?

This question aims to find out if the YL participant would have worked for at least 1 hour in a world without the COVID-19 pandemic. This includes paid or unpaid work activities done inside and outside the household, and EXCLUDES non-working activities (e.g. housewife, student, taking care of other household members, such as children, disabled, ill, elderly). Working as housemaid or childcare (not for relatives) should be considered as working activity. Please select Yes or No.

SKIP PATTERN

If Q.6=00 & Q.7=00 in Section 10.2 & Q.1 Section 10.5=0 ► Go to Section 11

If Q.6=00 & Q.7=00 in Section 10.2 & Q.1 Section 10.5=1 ► Go to Q.3b and ask Q.3b, Q4-Q.6

If Q.6=1 or Q.7=1 in Section 10.2 & Q.1 Section 10.5=0 ► Go to Q.7 and then go to Section 11

If Q.6=1 or Q.7=1 in Section 10.2 & Q.1 Section 10.5=1 ► Go to Q.2 and ask Q.2-Q.6

Q.2: Would you have worked more or less than now (i.e. in the past 7 days)? For example, working more hours, or having a second job.

This question aims to find out if the YL participant would have worked more or less than in the past 7 days in a world without the COVID-19 pandemic. Please read the alternatives: "Significantly more", "more", "same", "less", "significantly less" and select one.

Q.3 You said that in the 7 days your total earnings (from all paid activities), including the main working activity is: [CAPI: ► If Q.23 in Section 10.2 = 01 (Yes): [Amount, Section 10.2 Q.25] per [Period of time, Section 10.2 Q.24] ► If Q.23 in Section 10.2 = 00 (No): [Amount, Section 10.2 Q.21/22] per [Period of time, Section 10.2 Q.19]]. If COVID-19 had not happened, would your total

earnings per [CAPI: ► If Q.23 in Section 10.2 = 01 (Yes) [Period of time, Section 10.2 Q.24] ► If Q.23 in Section 10.2 = 00 (No) [Period of time, Section 10.2 Q.19]] be?

This question aims to find out the effect of the COVID-19 pandemic on the current total earnings of the YL participant. Make the participant reflect on what his/her total earnings would be in a world in which COVID-19 had not happened. Total earnings refer to the NET earnings (the sum of all wages/salaries, tips, gratuities, bonuses and the value of any in-kind payment after deducting taxes and any other work-related payments). Please read the alternatives: “Significantly higher”, “higher”, “same”, “lower”, “significantly lower” and select one.

SKIP PATTERN

- 01=significantly higher ► go to Q.4 and then ask Q.5
- 02=higher ► go to Q.4 and then ask Q.5
- 03=same ► skip to Section 11
- 04= lower ► go to Q.4 and then ask Q.6
- 05=significantly lower ► go to Q.4 and then ask Q.6
- 77=NK

Q.3b: (If COVID-19 had not happened), would your total earnings be?

This question aims to find out the effect of the COVID-19 pandemic on the current total earnings of the YL participant. This question will be asked to those who declare not having worked in the last 7 days nor having a job but say that if the COVID-19 pandemic had not happened they would be now working. Make the participant reflect on what his/her total earnings would be in a world in which COVID-19 had not happened. Total earnings refer to the NET earnings (the sum of all wages/salaries, tips, gratuities, bonuses and the value of any in-kind payment after deducting taxes and any other work-related payments). Please read the alternatives: “Significantly higher”, “higher”, “same” and select one.

SKIP PATTERN

- 01=significantly higher ► go to Q.4 and then ask Q.5
- 02=higher ► go to Q.4 and then ask Q.5
- 03=same ► skip to Section 11
- 77=NK

Q.4: How much would your total earnings be?

Please ask the YL participant to provide his/her best estimate on how much his/her total earnings would be in the world in which the COVID-19 pandemic had not happened. For those who reported to worked at least 1 hour in the past 7 days make sure that the respondent is reporting the total earnings using the same time unit as reported before (i.e. per hours, week, month, piece). Regardless, report the time unit alongside the amount.

Q.5: [CAPI: if Q.3=01,02 or Q.3b=01,02]. You said that your total earnings in the absence of the COVID-19 pandemic would have been significantly higher/higher. Why is that?

This question aims to find out the reason why the YL participant thinks that his/her income would have been significantly higher/higher if the COVID-19 pandemic had not happened. Please do not read the options. Mark all that apply.

List of alternatives include:

- There would be more job offers that are relevant for me
- I would have a better paid job, or I would be paid more for my job
- I would have fewer responsibilities at home (and be able to work more)

- My education credentials would be higher
- I would be still studying
- I would not be studying anymore
- I would have worked more
- Other, please specify

Q.6: [CAPI: if Q.3=04,05 or Q.3b=04,05] You said that your total earnings in the absence of the COVID-19 pandemic would have been significantly lower/lower. Why is that?

This question aims to find out the reason why the YL participant thinks that his/her income would have been significantly lower/lower if the COVID-19 pandemic had not happened. Please do not read the options. Mark all that apply.

List of alternatives include:

- There would be fewer job offers that are relevant for me
- I would have a worse paid job, or I would be paid less for my job
- I would have more responsibilities at home (and be able to work less)
- My education credentials would be lower
- I would be still studying
- I would not be studying anymore
- I would have worked less
- Other, please specify

Q.7: [CAPI: this question should be activated if Q.6=1 or Q.7=1 in Section 10.2 & Q.1 Section 10.5=0] You said that you would not be working in the absence of the COVID-19 pandemic. Why is that?

This question aims to find out the reasons why the YL participant has been pushed into the labour market because of the COVID-19 pandemic. Please do not read the options. Mark all that apply.

List of alternatives include:

- There would be fewer job offers that are relevant for me
- I would have a worse paid job, or I would be paid less for my job
- I would have more responsibilities at home (and be able to work less)
- My education credentials would be lower
- I would be still studying
- Other, please specify

Section 11 – Trust, attitudes and planning

11.1. Trust

SAY: In every community, some people get along with others and trust each other, while other people do not. Now, I would like to talk to you about trust in people in general [PE only: and your government specifically]

Q.1: Generally speaking, would you say that most people can be trusted, or that you can't be too careful in your dealings with other people?

Please ask the YL respondent to choose between two categories: “Most people can be trusted” or “You can’t be too careful/You cannot trust people at all”. Please ask them to choose the statement that is closer to their most recurrent opinion/ experience. The respondent can refuse to answer or say that the question is not applicable.

Q.2: [CAPI: Enable for PE only] Could you tell me how much confidence you have in the government: is it a great deal of confidence, quite a lot of confidence, not very much confidence or none at all?

This question aims to find out the degree of confidence that the YL participant has in the current government. Please repeat the alternatives if needed and ask the respondent to choose one answer: “A great deal”; “Quite a lot”, “Not very much” “None at all”. The respondent can refuse to answer or say that the question is not applicable.

11.2 Gender attitudes and family planning

SAY: Now, I would like to ask you about your views on sharing responsibilities within the family.

Q.3: Do you agree or disagree with the following statement? “If both husband and wife have jobs, the husband should do a share of the house-work such as washing dishes and doing the laundry”

Read the sentence and ask the YL respondent to indicate whether he/she strongly disagrees, disagrees, agrees or strongly agrees with them. Read the sentence as it is written, don’t read it as a question as we need to know what the Index child thinks about the sentence. Please note that this question will be done to both married and unmarried participants, and it is not only related to their current circumstances but to their opinion about gender roles and the distribution of domestic work. If the index child does not want to respond or if s/he doesn’t know what to answer, move to the next question.

SAY: Finally, thinking about your family plans and your plans on whether having a child or having another child. I would like to get your impression on how the COVID-19 pandemic has influenced your plans.

Q.4: Did lockdowns/ the COVID-19 pandemic affect your family planning?

Select Yes or No to record the answer from the respondent. If the answer is “No”, move to the next section. If the answer is “Yes”, continue with the next question Q.5. The respondent can refuse to answer or say that the question is not applicable. If this is the case, skip to the next section.

Q.5: How did lockdowns/ the COVID-19 pandemic affect your family planning?

Please read the alternatives and mark all that apply. Be careful not to select conflicting alternatives:

- Had child/got pregnant earlier than planned: meaning that the YL participant had a child or got pregnant sooner than expected
- Delayed having a child: meaning that the YL participant has decided to postpone having a child/ getting pregnant
- Will have fewer children: because of the lockdowns/COVID-19 pandemic the YL participant has decided to have fewer children.
- Will have more children: because of the lockdowns/COVID-19 pandemic the YL participant has decided to have more children.
- Other: please specify

The respondent can also refuse to answer or say that the question is not applicable to him/her.

Section 12 – Subjective Well-being and Mental Health

12.1 Subjective well-being

Say: Now, I'm going to ask you some questions about your wellbeing, and I would like to make sure that you feel comfortable enough to answer those questions.

Q.1: Are you alone in the room? Or could you find a quiet space?

This question aims to confirm that the YL Individual is in a safe space where he/she can answer the following questions.

- 00=No **SAY:** Ok, don't worry. Just make sure that you are not on speaker, so the conversation is between the two of us only. Let me ask few questions and please remember that you can decide not to answer if you wish.
- 01=Yes **SAY:** Great. Just make sure that you are not on speaker, so the conversation is between the two of us only. Let me ask a few questions then, and remember that you can decide not to answer if you wish

Say: Now, I want you to think of a ladder with nine steps. Suppose the ninth step, at the very top, represents the best possible life for you, and the first step, at the bottom represents the worst possible life for you. Having in mind that scale...

Q.2: Where on the ladder do you feel you personally stand at the present time?

This question is about the YL Individual's overall assessment of his/her well-being. Make sure the Index Child understands that the ladder is about all aspects of life (economic, health, social, personal, etc.), and is a subjective measure of how the YL Individual's feels about his/her life in general. This must not be confused with a simple measure of economic wellbeing. Be very clear about the goal of the stairs. Enter a number between 1-9. The respondent can also refuse to answer, say that the question is not applicable or not know what to answer.

Q.3: Where on the ladder do you feel you will stand in a year's time?

This question is about the YL Individual's overall assessment of his/her future well-being. Again, make sure the Index Child understands that the ladder is about all aspects of life (economic, health, social, personal, etc.), and is a subjective measure of how the YL Individual's feels about his/her life in general. This must not be confused with a simple measure of economic wellbeing. Be very clear about the goal of the stairs. The respondent can also refuse to answer, say that the question is not applicable or not know what to answer.

12.2 Mental health

The GAD-7 Anxiety (Q.3-Q.4) and PHQ-8 Depression questions (Q.5-Q.6) are administered in a similar way. You first ask about whether the situation described in each statement has occurred at all to the YL respondent at all in the last two weeks and then you ask about how often that happened.

Say: I am going to read you some questions and I want you to tell me whether these situations have occurred to you or not in the last two weeks. If this has happened to you, I will also ask you how often this happened

Q.3: SAY: In the last two weeks, have you been...?

These seven statements aim to know how the YL Individual has been feeling in the last two weeks. Read each one of the statements and mark Yes=01, No=0 or NA=88. Continue as follows:

- 00=No, not at all or 88=NA ► read the next line
- 01=Yes, even if a little bit ► ask Q.4

Q.4: How often the situation occurred in the last two weeks?

Register how often the YL Individual has been feeling as the statement describes (01= Less than half the days; 02= More than half the days; 03= Nearly every day). In the case the YL Individual mentions the number of days, use the following reference and code accordingly:

- Between 1 to 6 days in the past 2 weeks: “Less than half of the days”= 01
- Between 7 days to 11 days in the past 2 weeks: “More than half the days” =02
- Between 12-14 days in the past 2 week: “Nearly every day”=03

Please use this as a reference if needed, but do not read the number of days to the respondent. Please make sure that the YL Individual understands that “No” means never not even for a moment or a day in the past two weeks.

Say: I am going to read you some questions and I want you to tell me whether these situations have occurred to you or not. If this has happened to you, I also want to know how often have occurred in the last two weeks.

Q.5: In the last two weeks, have you been bothered by any of the following problems...?

These eight statements aim to know how the YL Individual has been feeling in the last two weeks. Read each one of the statements. Please make sure that the YL Individual understands that No means never not even for a moment or a day in the past two week.

- 00=No, not at all or 88=NA ► read the next line
- 01=Yes, even if a little bit ► ask Q.6

Q.6: How often the situation occurred in the last two weeks?

Register how often the YL Individual has been feeling as the statement describes (01= Less than half the days; 02= More than half the days; 03= Nearly every day). In the case the YL Individual mentions the number of days, use the following reference and code accordingly:

- Between 1 to 6 days in the past 2 weeks: “Less than half of the days”= 01
- Between 7 days to 11 days in the past 2 weeks: “More than half the days” =02
- Between 12-14 days in the past 2 week: “Nearly everyday”=03

Please use this as a reference if needed, but do not read the number of days to the respondent. Please make sure that the YL Individual understands that “No” means never not even for a moment or a day in the past two weeks.

Section 13 – Locating and contact information

PURPOSE

This section is to collect information of the YL Individual’s address and contact details *It will also collect information on migration for those who did not answer Call 4.*

MIGRATION

Q.1: Have you moved to a different locality for at least 1 month (excluding holiday trips) since the beginning of the pandemic [IN: outbreak of Corona]?

This question aims to find out if the YL participant has moved to another locality since the beginning of the pandemic. If the YL Respondent moved only once and it was less than one month ago, but expects to stay there temporarily, you should enter “01=Yes”.

Holiday trips are defined as trips that are meant for leisure; trips that involve any form of work (unpaid, paid, formal, or informal) are NOT considered a holiday trip.

Example: An OC boy has gone to the district capital for temporary work during a time when there is little agricultural work. He left two weeks ago but plans to stay in the district capital for a total of 3 months. This is considered a movement and the answer to Q1 should be coded “01=Yes”. However,

if he plans to stay in the district capital for only 3 weeks, and he had not moved for at least one month at any other point since 2020-21, the answer should be coded “00=No”, as in total he will not have been away for at least one month when he comes back from this trip.

In the case that the YL Respondent has not moved to another locality during this period, register “No=00” and skip to Q.3.

SAY: What were the two most important reasons for moving? I would like you to report up to 2 reasons in order of importance.

SAY: If you moved more than once, please refer to the location where you stayed at the longest.

Q.2a: What was the reason related to?

Q.2b: What was the reason for moving?

The purpose is to register the two main reasons why the Index Child moved. The answer to this question is registered in two stages: first, it groups the reasons in three categories: Related directly to the child=01, related directly to the child’s family=02, and related to the community=03. After you select one of these choices based on the answer given by the participant, it will be possible to specify the reason. Please take the time to be familiar with the different possible answers.

Reasons related directly to the child	01=Found job 02=To look for work 03=Lost my job 04=Transferred on a job 05=To study 06=For training 07=To do military service 08=To care for a sick person 09=To seek medical treatment 10=Seeking for independence 11=Debt burden 12=Marriage 13=Divorce/ separation 14= Better housing 15=To follow inheritance 16=To look for land 17= Other personal reason, specify
Reasons related directly to the child’s family	19=Parent(s) died 20=Death of a relative 21=To follow spouse/ partner 22=To follow other relatives (excluding spouse/ partner) 23=To join or to be close to family 24=To visit friends / family 25=Pregnancy / birth of a child 26=Forced to move by spouse / partner 27=Forced to move by parents, parents-in-law, siblings, or siblings in law 28=Other family reason, specify
Reasons related to the community	29=To live in a healthier environment 30=To escape war, violence, crime 31=To escape natural disaster(s) 32=Hunger / Lack of food 33=Conflict in the community (clashes within the community / neighbours)

	34=Urban relocation 35=Rural resettlement 37= A safe environment 38=Other community reason, specify 77=NK 88=NA 79= Refuse to answer
--	--

Please report up to 2 reasons in order of importance. In case that the reasons given by the respondent do not correspond with the codes of the survey, enter Other personal reason=17, Other family reason=28, or Other community reason=38 and write down the reasons that the respondent specifies. In case that the respondent only specifies one reason, register NA=88 for the second reason.

Locating Information

This question is only to be answered by the fieldworker/enumerator. CAPI will pre-fill the address provided from the Round 6 Tracking.

Current Location of Index Child

SAY: I would like to ask you some questions about where you live.

Q.3. Is this your current address?

Confirm if the YL Individual is still living in her/his latest address registered. CAPI will prefill this field with Call 4 address. If the address is correct and corresponds exactly to the pre-filled information, enter Yes=01. If the address is different to the pre-filled information (if present) and there needs to be corrections, please enter No=00 (PE only: Enter Yes, but there is an error in the address=02). If the YL Individual is living in a different address, enter No=00. If the answer is No, you will continue to the next question, if it is yes, you will skip to Q.27.

For those who did not answer Call4, you will need to enter each section of the address, even if they are still living in the same address registered in CAPI.

[ETHIOPIA, INDIA and VIETNAM only: if the address is correct, you will need to enter each section of the address.]

Q.4 [YL Child], Are you living at any of the following previous location?

CAPI will provide with the addresses registered for the YL Individual in the 2020 Phone Surveys, Round 6 tracking and Round 5. This is to find out if the YL Individual has moved back to a previous address. If respondent answers 00=No to ALL previous locations, skip to Q.9. If respondent answers Yes=01 to any previous location ET, VN, IN answer Q.3-Q.8 the skip to Q.23, PE skip to Q.23.

Q.5 ET, IN, VN only: Please enter the individual parts of the full address

If the YL Individual confirms their address in the latest address registered Q.1=Yes, you will be asked to enter the individual elements of the full address, specific to the way each country registers addresses (e.g. Province, state, district, city, lane, etc.) This will allow us to collect the component parts of addresses that have been previously collected and to be able to use this data in different ways.

Please make sure that you fill in **all** the individual elements of the full address (e.g. Province *and* District *and* Commune *and* Village) and that you fill in the elements in their **proper space** (e.g. *only* the province in Q.5, *only* the district in Q.6, *only* the Commune/Ward in Q.7 and *only* the Village/population group in Q.8).

- In Ethiopia, the table fills from Q.3 – Q.9, which includes region, zone (if outside Addis Ababa) and sub city (if in Addis Ababa region), woreda (if in Addis Ababa and rural-outside Addis Ababa) and town (Urban – outside Addis Ababa), Peasant Association (rural) and Kebele (urban), Got/Kushet/Ganda for rural areas and Sefer for urban areas, locality name and household number (urban only)
- In India, the table fills from Q.3 – Q.6, which include state, district, mandal and village
- In Vietnam, the table fills from Q.3 – Q.5, which include province, district and commune/ward

Please note: If you have to choose the option ‘other, please specify’, please write make sure that you write down the *name* of the other **ET :Region/Zone, VN: Province/District, IN: State/district**. Do not just write ‘other’.

Q.11. Please write down the current address of the [YL Child]’s dwelling.

Write down the name of street, avenue, jiron, lane, road (S/N=No name) in the space provided

Q.22: References to find the dwelling

Write down the references to find the *YL Individual’s* dwelling, especially if you entered the S/N in Q.9.

Q.23 – Q.26 (max): Please fill in the current geographic location of the [YL Child]

Fill in the geographic information of the *YL Individual’s* location.

- In Ethiopia, this includes the Region, Zone or sub city (if in Addis Ababa), woreda/town and Peasant Association/Kebele of the location
- In India, this includes State, District, Mandal and Village of the location.
- In Peru, this includes the Department, Province, District and Locality of the location.
- In Vietnam, this includes Province, District and Commune/ward of the location.

Q.27 [YL Child], do you have a permanent address or another address that is different from your current address?

If answer is Yes, please write down the full address in Q.28-Q.41 (max), if answer is No, skip to telephone numbers section.

Q.28. Please write down the [YL Child]’s alternative address.

Write down the name of street, avenue, jiron, lane, road (S/N=No name) in the space provided

Q.41: References to find the dwelling

Write down the references to find [*YL Individual’s*] alternative dwelling, especially if you entered the S/N in Q.28.

Telephone numbers

This table collects contact information of the *YL Individual’s* household as well as persons who are close to them i.e. relative/neighbour. Any responses that have been given the YL Child in previous calls/rounds will be pre-filled in the table. Please confirm this information and edit, add or remove responses as necessary.

SAY: I would like to ask you about your contact details. Please tell me if we can communicate with the household through the following means.

[INDIA] Please ask specifically for the spouse's telephone number and either parent's phone number

Q.42a: Have you or any household members changed your phone number since [CAPI: date call 4]?

This question is only enabled for those who completed call 4. It is a filter question so that we do not ask for the telephone numbers of those who completed call 4 and whose numbers have not changed. Please note that we are referring to both the household's landline and mobile phone(s). Mark Yes or No. If the answer to the corresponding option is No=00, skip to the section about email addresses (Q.48).

Q.42: Does the household have any of the following?

Read out the list whether the household has a landline, whether relative or neighbour has a landline, whether there is a communal phone, mobile phone or any other mobile phone number. Mark Yes or No. If the answer to the corresponding option is No=00, skip to the next row and move to Q.54.

Q.43: Is it a smartphone?

Smartphones only correspond to mobile phones. Enter Yes or No.

Q.44: When you are at home are you able to access the internet through any of these smartphones using either Wi-Fi (wireless internet) or a phone data plan?

This is to register if the YL Individual has got internet access through any of the smartphones when s/he is at home. This is specially to check if the smartphone has got internet signal.

Q.45: What is the telephone number?

Enter the telephone number if present.

Q.46: Whose telephone number is this?

Enter name of the person the number belongs to.

Q.47: What is his/her relationship to [YL Child]?

Enter the relationship to *YL Individual*. Then enter the corresponding code from Codebox #0.

Email Address

This table collects the *YL Individual* or any household member's email address. Any responses that have been given the YL Child in previous calls/rounds will be pre-filled in the table. Please confirm this information and edit, add or remove responses as necessary.

CAPI will show pre-filled note if there was any problem with the email that the YL participant provided in Call 3.

SAY: we would like to confirm with you the e-mail address we have from CALL 3

Q.49: Does anyone in the household have email?

If No=00, skip to the closing statement (or household GPS data collection if participant is in sample B).

Q.50: What is the email?

Enter email address.

Q.51: Whose email is this?

Enter name of the person whose email belongs to.

Q.52: What is his/her relationship to [YL Child]?

Enter the relationship to *YL Individual*. Then enter the corresponding code from Codebox #0

Section 14 – Household GPS (India, Peru and Vietnam only)**PURPOSE**

The purpose of this section is to collect precise location information about the location of the YL individual. This is achieved by asking the individual to complete an online survey when they are at their home address using a smartphone with internet access (through a data plan or Wi-Fi).

You will be inviting the YL participant to take part in our GPS online survey so we can collect more precise location information about the participant. You will provide the participant with some information about the online survey, [\[IN: inform the participant about the extra incentive \(RS.200\) we are offering if they complete the online GPS survey,\]](#) and then you will send the participant a text with the link to the online survey through text/Telegram/WhatsApp to the smartphone of their choice. Note that the online survey **MUST** be complete by the participant when they are at their home address and **MUST** be completed on a smartphone with internet access.

PE: In the Peru sample, the same participants will also be invited to complete a health online survey.

ELIGIBLE SAMPLE

The eligible sample for this section varies by country:

Ethiopia	No GPS location will be collected for the ET sample
India	The participant reports having access to a smartphone with internet access from home [Q.44="Yes"]
Peru	The participant reports having access to a smartphone with internet access from home [Q.44="Yes"]
Vietnam	The participant reports having access to a smartphone with internet access from home [Q.44="Yes"]

In all cases, the GPS survey [\[PE: and the health online survey\]](#) is completely voluntary, and the participant will need to give his/her written consent in the first few questions of the online survey.

Please note, if there are any participants that live in military bases, they should be excluded from the GPS online survey for their own safety (they might get in trouble if they provide the GPS).

For all participants in **Ethiopia**, read thank you 1.

THANK YOU 1

SAY: Thanks a lot for confirming your contact information. The very final step for us is to check with you that you are happy about how the information we collected are going to be used. I promise, this is the last thing!

AS PART OF THE PHONE SURVEY**INSTRUCTIONS FOR THE RESPONDENT**

Start the dialogue with the YL Individual with the following:

SAY: As you know, the information we have been collecting in the past, and the information we collect in this call, will be used to prepare scientific reports and publications, and will be kept in secure files so that other researchers can consult it.

To better understand the context in which you live, we also collect information about your place of residence and the school you attend or attended. When we visited you in person, we also collected your precise location through GPS coordinates. This time we need your help collecting your precise location through GPS coordinates.

IN: In order to compensate you for the extra time spent on this, all participants who complete this online GPS survey will be given an extra Rs. 200. Once we complete this call, you will receive Rs. 600 to your account and we will confirm with you that you have received it. At this time, we will ask you whether you have completed the online survey and cross-check this with the data we have. If you have completed the online GPS survey, we will transfer the extra Rs. 200 by same means as the Rs. 600 for participating in the phone survey. Again, please let us know your preference for payment at the end of the interview.

ENUMERATOR: Please note that everyone who completes part, or all, of the GPS survey will receive the extra incentive. For example, some participants might attempt to send their GPS location but fail to do so because of privacy settings. They would still have invested time (and data) into this and deserve compensation. No need to mention this to the respondent.

PE: ENUMERATOR: If the participant wants to participate in the online GPS survey but is unable to do so because he/she has to incur an extra cost (for example, buying data), exceptionally we can approve an extra payment of S./ 10 soles in that case (for a total of S./ 70).

SAY: Please bear in mind that:

- In no case this will reveal your identity.
- All the information that you provide us will be treated strictly confidential.
- We will not reveal your name or your child's name to anyone other than a member of the study team.
- We will also not reveal the name of the town where you live or any other information that would allow someone to identify your identity.
- Your anonymity is guaranteed and there is no risk to you associated with the use of the information collected and there is no risk from participating in this study.

The information we are collecting through this short online survey are exactly the same as the information collected in the past.

SAY: A few more instructions for you:

- 1) You will receive a text message that I will send you through text/Telegram/WhatsApp. The message will contain a link in it to an online survey.
- 2) You will need to click on the link when you are at **home** and **have access to internet** (through your data plan or Wi-Fi). You can use your smartphone or borrow a smartphone from a family member or friend to complete the survey, **but it is very important that you do it only when you are in your house, at the place where you live.**
- 3) If you use your smartphone data to access the internet, please go just outside your house (where the signal is better) and complete the survey. This allows the GPS information to be more accurate than if you complete it inside your house where the signal might be weak. If you use Wi-Fi, please complete the survey inside the house (as close as possible to your router).

- 4) Once you have completed the online survey at home, please send me a screenshot showing that you have completed the survey. If you are not able to complete the survey for some reason, please send me a screenshot of where you were able to get to in the survey.

Confirming to what smartphone the link will be sent: When the participant has confirmed they have a smartphone(s) with internet access, please confirm with the participant which smartphone they would like you to send the link to. CAPI will show you a list of numbers and names of owners of all smartphones with internet access for the participant. Note that you can send the link to a smartphone with internet access not in this list if it is more convenient for the participant (e.g., a smartphone which belongs to the participant's friend).

Details on sending the link: Before sending the link to the participant through text/Telegram/WhatsApp, please note what that participant's CASEID is. The CAPI will show you the relevant link for the YL participant, but you cannot copy this link directly from CAPI. Instead, go to the excel sheet/word document that you have been provided, and locate the YL participant's CASEID. Copy the link next to the YL participant's CASEID. Each link next to the YL participant's CASEID is **unique** to that individual. Make sure that the link that you have copied is the same as the link shown to you on CAPI. Send the participant this link through text/Telegram/WhatsApp.

Note: if you do not include the CASEID on the end of the survey link that you send, then we will not be able to link the GPS data collected back to the correct YL participant. This will make the data unusable. Please take extra care to make sure you send the correct link, including the participant's unique CASEID.

Q.53 [YL Child], are you currently at your home address?

- Yes ► continue to Q.54
- No ► **SAY:** Ok. I will send you the link in a minute, but please make sure that you only click on it once you have the smartphone that you asked me to send the link to, and you are at home. It is very important that it is done when you are at your home. **CAPI:** [IN/VN: Go to thank you 2.](#) **PE:** [Go to Q.55](#)

Q.54 [YL Child], are you currently using the smart phone for this phone call that you asked me to send the link to?

- Yes ► **SAY:** Ok, please click on the link I will send you in a minute and complete the online survey straightaway. It is going to take you approximately 3 minutes. **CAPI:** [IN/VN: Go to thank you 2.](#) **PE:** [Go to Q.55](#)
- No ► **SAY:** Ok. I will send you the link in a minute, but please make sure that you only click on it once you have this smartphone, and you are at home. It is very important that it is done when you are at your home. **CAPI:** [IN/VN: Go to thank you 2.](#) **PE:** [Go to Q.55](#)

[ONLINE HEALTH SURVEY \(PERU SPECIFIC\)](#)

In the Peru survey, at this point we will also be asking those participants eligible to complete the GPS online survey to complete a health online survey, which contains questions about their dietary habits. The Enumerator will have the responsibility to send the link to those participants that agree to participate.

Q.55: [PE YC ONLY] SAY: Before I say goodbye, I would also like to invite you to complete a brief online health survey about your dietary habits. It will take you about 30 minutes to complete the survey, and you can do it whenever you have time, using your smartphone and a link I will send you through Whatsapp. Will you give me your consent to send you the link?

- Yes ► **SAY:** Thank you. In a few days' time, I will send you a second text message with the link to online health survey. You may complete the online survey at any time in the next 2 weeks, but we would appreciate if you can do it as soon as you can. **CAPI:** Go to thank you 2
- No ► **SAY:** Don't worry, your decision is absolutely free and voluntary. We understand and respect it. **CAPI:** Go to thank you 2

THANK YOU 2

SAY: Thanks a lot for confirming your contact information. I will send you the link to the online GPS survey shortly. The very final step for us is to check with you that you are happy about how the information we collected are going to be used. I promise, this is the last thing!

FOLLOW-UP

IN: In order to track who has completed the online survey, when enumerators get confirmation from the respondents of the transfer of Rs. 600, enumerators must follow-up with the participant to check if they completed the online survey and ask him/her to send a screenshot if he/she has not already done so (however, note that it is fine if the participant does not want to send a screenshot).

Enumerator: Because not all participants will comply with sending a screenshot, we will complement this by checking the GPS data, sent by the Oxford team on a weekly basis, which will tell us the list of respondents who have completed the GPS online survey. This will allow us to track who has completed the online GPS survey better (and inform who receives the extra incentive).

PE: In order to track who has completed the online surveys, enumerators must follow-up with the participant to check if he/she has completed both surveys, and ask him/her to send screenshots if he/she has not already done so (however, note that it is fine if the participant does not want to send a screenshot).

Enumerator: Because not all participants will comply with sending a screenshot, we will complement this by checking the GPS data, sent by the Oxford team on a weekly basis, which will tell us the list of respondents who have completed the GPS online survey. This will allow us to track who has completed the online GPS survey better.

WHAT TO DO IF?

1. **The participant says that they don't want to click on the link and complete the exercise because of issues to do with safety/privacy of data.**

SAY: I understand your concern, but the link that we sent you is very secure and no one other than a member of our team can access your information. The specific type of link we used does not contain any malware and ensures that your data is sent encrypted from your smartphone to the website. This prevents unauthorized access from other people. **PE:** We have added that we are collecting GPS data on our website if you would like to verify this.

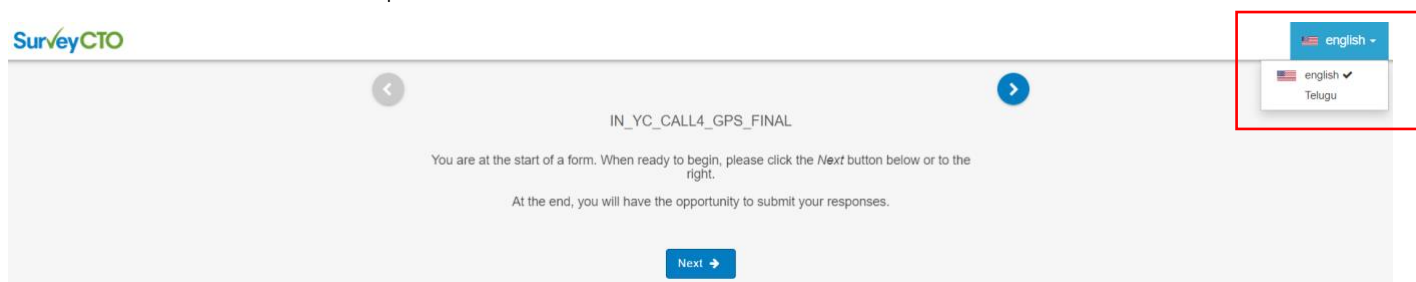
2. **What do you do if the participant says that they clicked on the link but were unable to complete the exercise and were receiving an error message on their cell phones?**

This issue is likely to do with the device's security/privacy settings. It is possible that the participant has to change his/her security/privacy settings to allow this website to access his/her location information.

If you know how to help the child with changing device settings, please call the child again and instruct him/her on how to change the device settings to allow the program to get the device's location. If you do not know how to change the device settings, tell the participant that they don't have to complete the online survey.

3. What to do if the participant says that they clicked on the link but that the link opened in the English version, and they did not understand?

It is simple to explain how to change the survey language. There is a drop-down menu of available languages in the top right corner of the online survey. If the survey is in English, they will likely see the word 'english' in the top right corner. Tell the participants to click on this word. This will open the menu of possible languages. Tell the participant to select the required language. Please see screenshot below for the location of the drop-down menu.



ONLINE SURVEY INTRODUCTION

Welcome to the Young Lives online survey. As I mentioned during the call, the aim of this survey is to collect precise information on your current location, by using the built in GPS tracker on your smartphone. **IN:** As mentioned in the call, all participants who complete this online GPS survey will be given an extra Rs. 200 for doing so.

This information will never be shared with anyone other than a member of the study team and will be treated as strictly confidential. The precise location data and identity of the respondent will never be revealed.

This short survey is completely voluntary and should take no longer than 5 minutes. **IN:** When we receive confirmation that you have completed this online survey, we will transfer you the extra Rs. 200.

Q.1 Do you give your consent to answer the questions in this survey, and for us to update the data/information we have about you?

01=Yes ► Go to Q.2

00=No ► Go to Farewell 1

FAREWELL 1 Don't worry, your decision is absolutely free and voluntary, we understand and respect it. Would you like to help us? If so, please go to the next screen and then press the blue "submit form" button. Thank you and take care.

Q.2 Are you currently at your home address?

01=Yes ► **Hint:** If you use your smartphone data to access the internet, please go just outside your house (where the signal is better) and complete the survey. If you use Wi-Fi, please complete the survey inside the house (as close as possible to your router). **CAPI:** Go to Q.3

00=No ► Go to Farewell 2

FAREWELL 2 This survey must be completed when you are at your home address, as it will collect precise information about your current location (if the signal is bad inside you can go in

the garden/terrace or just outside the main door). Please exit the survey for now and fill in the survey again when you are at your home address. Thank you and take care.

Q.3 What is your name?

Hint: Please type you first name and last name into the box below

Q.4 What is your date of birth?

Hint: Please use the calendar below to select the correct day, month and year of your birth

Q.5 What is the phone number of the smart phone you are using to access this survey?

Hint: Please type the telephone number of the phone you are currently using to access this survey into the box below"

Q.6 Please click on the "record location" button so we can collect GPS information about your current location

Note 1. Almost done. Please go to the next screen and then press the blue ""submit form"" button."

Note 2. Click the button below to submit this form at it is currently filled out:
SUBMIT FORM"

Note 3. "You are now at the end of the survey. Thank you for your participation in this Young Lives online survey. Please remember to send a screenshot of this page to the person you spoke to from the Young Lives Study. **IN: You will receive the extra Rs. 200 as soon as we receive it and crosscheck the data we got.** Thank you and take care."

Section 15 – Data matching consent

SAY: As you know, the information we have been collecting and the information we collect on this visit will be used to elaborate reports based on all the interviews we are doing, that allows us to inform government authorities about the current reality for young people like you. We want to identify strategies that contribute to improving living conditions and opportunities for the young people in [country] and around the world. In addition, the information will be kept in a file so that other researchers can consult it.

It might be useful for us to match the data we collected by interviewing you and the other Young Lives respondent with other available dataset.

SAY: Please bear in mind that: In no case this will reveal your identity. All the information that you provide us will be treated strictly confidential. At the moment, we are only planning to use the name of your place of residency to match with information about climate (rainfall, temperature); information about the labour market; and, information about the school you attend/attended or your child's attend/attended."

Q.1: Are you in agreement with the proposed uses?

Please make sure that the YL participant has clearly understood the uses of the data that we are describing above. Select Yes or No accordingly. If the answer is No, go to next question, if the answer is yes, move to Q.3.

Q.2: Ok, it is totally up to you. If you wish, the information we collected so far by interviewing you and your family can be neglected for any of the following data matching exercises:

This question offers the YL participant the chance to opt out of different data matching possibilities. They might want to opt out of all or only some of them: Climate data (rainfall, temperature), Labour market data, School level data, [PE only: Personal ID]. Please mark all that apply.

Q.3: Is there anything else you would like to tell us?

Use this space to register any comments that the YL participant might have. Enter text.

[CAPI Enable for VN and PE] ENUMERATOR: As I mentioned at the start of the interview, we would like to give you a small present for taking the time to speak to us. We would like to give you [PE: S / . 60 soles] [VN: VND 50,000 or a mobile card which is the approximate equivalent to the value of the money]

[VN] The delivery of the money can be made by means of a "Bank Transfer" by Commercial Bank of Viet Nam or any other bank that you indicate, so that you can collect it from there. Or if you don't have access to a bank we can send you the mobile card equivalent to the money. Please let us know your preference.

[PE] The delivery of the money can be made by means of a "Bank Transfer" by Banco de Crédito, Banco de la Nación or any other bank that you indicate, so that you can collect it from there. It is important that the bank account belongs to you. Or if you don't have a Bank Account, you can receive the reward from a Banco de Crédito or a Banco de la Nación Banking Agent located near where you live. Exceptionally, we could use Yape. Please let us know your preference.

[CAPI Enable for IN, VN and - PE if Section 3, Q9 = 00, 77 , OR Q12 (item 3 AND 4) = 00 , OR Q13a (item 3 AND 4) = 00] ENUMERATOR SAY: That's all for now. The phone survey is now concluded. We still hope we will be able to visit you in person again possibly in 2022 or 2023. Please remember to complete the online survey to get your household location. It will help us to find you again in the future. It would be great to see you again and find out how you and your family are doing. We will get in touch! Thank you very much and stay safe!

[CAPI Enable for ET] ENUMERATOR SAY: That's all for now. The phone survey is now concluded. We still hope we will be able to visit you in person again possibly in 2022 or 2023. It would be great to see you again and find out how you and your family are doing. We will get in touch! Thank you very much and stay safe!

[CAPI Enable for PE if Section 3, Q9 = 01,02 AND Q13a (item 3 OR 4) = 01] ENUMERATOR SAY: That's all for now. The phone survey is now concluded. We still hope we will be able to visit you in person again possibly in 2022 or 2023. Please remember to complete the online survey to get your household location to help us find you again in the future and complete a short online health questionnaire. It would be great to see you again and find out how you and your family are doing. We will get in touch! Thank you very much and stay safe!

Section 16 – Comments

This section is only answered by you (the enumerator). C1 and C2 are to register whether the respondents asked for further information. This is an important information which we will use to adjust the consultation guide to better fit the respondents' needs. C3 and C4 have the purpose to systematically record potential ethical cases (whether the enumerator noticed anything that gave him/her cause for concern in relation to the young person/family) related to mental health, poor physical health, hunger, violence. Possible ethical cases need to be reported as soon as possible to the field coordinator, discussed at weekly debriefing sessions and reported to the team in Oxford. Ticking

the box on potential ethical cases is not a poor reflection of your work, but simply indicates there was some cause for worry.

C.1: Has the [YL Child] asked for information?

This is to confirm if the YL Individual has asked you for any information, whether or not it is related to the survey, the Coronavirus or anything else. If the answer to this is yes, you can indicate what kind of information was requested. This will help us provide more accurate and detailed information to the YL Individual in case they need it.

C.2: Related to what?

If the answer to C.1 is Yes=01, please mark the topics that apply. If the YL Individual asked questions related to a topic not included in the list please select “Others” and specify. Please write down any other comments you may have related to information enquired by the YL Individual.

C.3: Was there anything that gave you cause for concern in relation to the young person/family?

This question is to obtain your opinion as an enumerator about whether you felt that there were any potential ethical considerations related to the young person or his/her family, which will be needed to be reported to the Young Lives team. There are no right or wrong answers, these statements are to identify and discuss potential problems that may be faced by the YL Individuals.

C.4: Related to what?

If the answer to C.3 is Yes=01, please mark the topics that apply. If you are concerns about something that is not reported in the list please select “Others” and specify. Please write down any other comments you may have related to potential causes of concern for the YL Individual.

Section 17 – Enumerator Statement

This section is for you (the enumerator) to declare that you have:

- complied with the consent process
- informed the Young Lives participant about everything related to the survey
- read the consent text
- Answered all of the Young Lives participant’s doubts, questions and/or queries and that
- You regulate your conduct in accordance with the requirements of the Young Lives Code of conduct (see section 6).

After reading the statement, and if it is true, fill in your details including your full name in capital letters, your national ID number, the full name of the YL participant and the national ID number of the YL participant where applicable.

ANNEX

SurveyCTO Training Agenda for Vietnam's Enumerators

- 5th – 9th July, 2021: Translations and preparation for enumerator training
Time for the country teams to translate the CAPI for call 4, the training materials, and sample forms that have been prepared by the Oxford team for the enumerator training. GSO will get laptops from CAF on 9th July.
- 10th July, 2021: Distributing training materials
Enumerators will be sent translated SurveyCTO manuals. GSO will print materials and purchase stationery for the training.
- 12th July – 16th July, 2021: Enumerator training (run by Vietnam team at Khan Quang Do Hotel)
The training will be delivered by Nguyen Van Tien, Vu Hoang Dat, Ho Kim Nhung and Field Supervisors. The training has five sessions. A calendar giving details of the date and time can be found on the following page.
 - Session 1: Preparation and Basic overview of SurveyCTO
 - Session 2: Collecting data
 - Session 3: Incoming data
 - Session 4: Practicing: Collecting data (for enumerators) and reviewing data (for Field Supervisors)
 - Session 5: General queries and feedback

Training calendar: SurveyCTO for YL Call 4
(Venue: Khan Quang Do Hotel, from 12th July to 16th July 2021)

Time	Content	Lead and participants
Day 1 (12/07/2021) - Section 1 and Section 2		
Morning		
8h30-8h45	Opening	Heads of GSO and CAF
8h45-9h30	Introduction general issues related to the phone survey (working plan, overview about call 4 and new app for collecting data).	Nhung
9h30-9h45	Install SurveyCTO collect on Enumerator laptops	Tien and Field Supervisors
9h45-10h00	Break	
10h00-11h30	Basic overview of SurveyCTO	Tien and Dat
Afternoon		
13h30-14h45	Section 2	Tien and Dat
14h45-15h00	Break	
15h00-16h30	Section 2 (continue)	Tien and Dat
Day 2 (13/07/2021) – Section 2 (continue)		
Morning		
8h30-9h45	Reviewing Section 2	Tien
9h45-10h00	Break	
10h00-11h30	Practicing Section 2	Tien and Supervisors
Afternoon		
13h30-16h30	Practicing Section 2	Tien and Supervisors
Day 3 (14/07/2021) – Section 2 (continue) and Section 3		
Morning		
8h30-9h45	Practicing Section 2	Tien and Supervisors
9h45-10h00	Break	
10h00-11h30	Practicing Section 2	Tien and Supervisors
Afternoon		
13h30-14h45	Section 3	Tien and Dat
14h45-15h00	Break	
15h00-16h30	Section 3 (continue)	Tien and Dat
Day 4 (15/07/2021) – Section 4		
Morning		
8h30-11h30	Section 4 – Practicing	Tien, Enumerators and Supervisors
Afternoon		
13h30-16h30	Section 4 – Practicing	Tien, Enumerators and Supervisors
Day 5 (16/07/2021) - Section 4 (continue) and Section 5		
Morning		
8h30-11h30	Section 4 –Practicing	Tien, Enumerators and Supervisors
Afternoon		
14h00-16h30	Section 5: General queries and feedback	Tien, Dat, Nhung, Supervisors and Enumerators

SCHEDULE FOR THE TRAINING COURSE ON THE COVID_19 SURVEY_ THE FOURTH CALL
(Venue: Khan Quang Do Hotel, from 26th July to 30th July 2021)

Time	Content	Responsibility
Day 1 (26/7/2021)		
Morning		
8h30-8h45	Opening	Lead representative from Social and Environmental Department (SED) and CAF
8h45-09h45	Instructing general contents related to the phone survey and the fourth call	Trainer from SED
9h45-10h00	Tea break	
10h00-11h30	Instructing contents of Section 1_ Introduction and section 2_ Survey	Trainer from SED
Afternoon		
13h30-14h45	Instructing contents of Section 2 (continue) and practice interview	Trainers and trainees
14h45-15h00	Tea break	
15h00-16h30	Instructing and practice CAPI for section 1,2	Trainer from CAF
Day 2 (27/7/2021)		
Morning		
8h30-8h45	Review contents trained of day 1	Trainers and trainees
8h45-9h45	Practice interview and CAPI	Trainers and trainees
9h45-10h00	Tea break	
10h00-11h30	Instructing contents of section locating information and contact info and practice interview	Trainers and trainees
Afternoon		
13h30-14h45	Practice interview and CAPI for all sections	Trainers and trainees
14h45-15h00	Tea break	
15h00-16h00	Practice interview and CAPI for all sections	Trainers and trainees
16h00-16h30	Instructing contents for the pilot	Trainer from GSO
Day 3,4 (28,29/7/2021)		
	Pilot (sample 100 respondents)	Trainees (supervisors and enumerators)
Day 5 (30/7/2021)		
Morning		
8h30-9h45	Feedback after the pilot	Trainees
9h45-10h00	Tea break	
10h00-11h30	Responses and discuss all issues occurred in the pilot and drawing experience	Trainers and trainees
Afternoon		
13h30-14h45	Review all contents of the training course	Trainers and trainees
14h45-15h00	Tea break	
15h00-16h20	Set up surveyed teams and inform schedule for the fourth call	Trainer

16h20-16h30	Close training	Representative from Social and Environmental Department
-------------	----------------	---

Useful dates chart

	Start of the pandemic/ Outbreak date/ Response to COVID (Call 2 dates)	National Lockdowns	Regional lockdowns
Ethiopia	13 th March 2020	16 th March the government banned public events and closed schools.	16 th March the government banned public events and closed schools.
India	13 th March 2020	25 March 2020 to 7 June 2020	<p>Telangana 2020 (complete lockdown) 23 March 2020 to 7 June 2020 (outside containment zones) 30 June in containment zones 2021 (partial lockdowns) 12 May 2021 to 22 May (with relaxation 6-10 hrs) Extended from 23 May to 30 May 2021 (with relaxation 6-12 hrs) Extended from 31 May to 9 June (with relaxation 6-14 hrs) Extended from 10 June to 19 June (with relaxation from 6 to 18 hrs)</p> <p>Andhra Pradesh 2020 (complete lockdown) 25 March to 7 June 2020 2021 (partial lockdowns) 5 May 2021 to 18 May 2021 (with relaxation 6-12 hrs) 19 May to 31 May 2021 1 June to 10 June 2021 11 June to 20 June 2021 (with relaxation 6-14 hrs) 21 June to 7 July (with relaxation 6-18 hrs) 8 July onwards in 11 districts (with relaxation 6-22 hrs) in 2 districts (with relaxation 6-20 hrs)</p>
Peru	16 March 2020	16 March – 30 June 2020: Mandatory social isolation nationwide	<p>2020</p> <ul style="list-style-type: none"> - During July 2020 mandatory social isolation in specific regions (Arequipa, Ica, Junín, Huánuco, San Martín, Madre de Dios, Áncash) - During August, mandatory social isolation in specific regions (Arequipa, Ica, Junín, Huánuco, San Martín) and provinces: <ul style="list-style-type: none"> • Tambopata (Madre de Dios),

			<ul style="list-style-type: none"> • Santa, Casma, Huaraz, Huarney (Ancash), • Mariscal Nieto, Ilo (Moquegua), • Tacna (Tacna), • Cusco, La Convención (Cusco), • San Román, Puno (Puno), • Huancavelica (Huancavelica), • Cajamarca, Jaén, San Ignacio (Cajamarca), • Bagua, Condorcanqui, Utcubamba (Amazonas), • Abancay, Andahuaylas (Apurímac). <p>- During September, mandatory social isolation in specific regions (Ica, Junín, Huánuco y San Martín) and provinces:</p> <ul style="list-style-type: none"> • Tambopata (Madre de Dios), • Santa, Casma, Huaraz (Ancash), • Mariscal Nieto, Ilo (Moquegua), • Tacna (Tacna), • Cusco, La Convención (Cusco), • San Román, Puno (Puno), Huancavelica (Huancavelica), • Cajamarca, Jaén, San Ignacio (Cajamarca), • Bagua, Condorcanqui, Utcubamba (Amazonas), Abancay, Andahuaylas (Apurímac). • Camaná, Islay, Cailloma, Castilla (Arequipa) • Huamanga, Huanta, Lucanas, Parinacochas (Ayacucho) • Huánuco, Leoncio Prado, Puerto Inca, Humalés (Huánuco) • Ica, Pisco, Nasca, Palpa (Ica) • Huancayo, Satipo, Chanchamayo (Junín) • Trujillo, Pacasmayo, Chepén, Ascope, Sánchez Carrión, Virú (La Libertad) • Barranca, Cañete, Huaura, Huaral (Lima) • Pasco, Oxapampa (Pasco) <p>2021 From Jan 31 to Feb 14 regional lockdowns in Lima, Callao, Ancash, Pasco, Huánuco, Junín, Huancavelica, Ica and Apurimac regions.</p>
Vietnam	23/1/2020 (first, from Wuhan) 13/2/2020 (first local group of 11 cases)	1 -15 April 2020	13/2/2020 (commune wide); 27/7 2020 Citywide (Da Nang); 14/8/2020 Citywide (Hai Duong); 31/5/2021 HCM City

Survey References

Fifth Call

Section 2: Individual health and COVID-19

Question Q.4 in section 2.2. is an adaption and excerpt of :

Fetzer, T., Witte, M., Hensel, L., Jachimowicz, J., Haushofer, J., Ivchenko, A., . . . Yoeli, E. (2020). Global Behaviors and Perceptions at the Onset of the COVID-19 Pandemic. NBER Working Paper, 27082. doi:10.3386/w27082

World Bank: LSMS-Supported High-Frequency Phone Surveys on COVID-19, First Wave, <https://www.worldbank.org/en/programs/lms/brief/lms-launches-high-frequency-phonesurveys-on-covid-19#1> (last accessed 17.09.2021).

See also:

Josephson, A., Kilic, T., & Michler, J. D. (2021). Socioeconomic impacts of COVID-19 in low-income countries. *Nat Hum Behav*, 5(5), 557-565. doi:10.1038/s41562-021-010967

Questions Q.11 and Q.12 in section 2.3 are an adaption and excerpt of:

National Income Dynamics Study (NIDS) – Coronavirus Rapid Mobile Survey (CRAM) (2021): NIDS CRAM Wave 4 Questionnaire. <https://cramsurvey.org/wp-content/uploads/2021/05/Report-A1Wave-4-Questionnaire.pdf> (last accessed 17.09.2021).

Section 3: Socioeconomic Status

Questions Q.3 to Q.7, and Q.9 in section 3 were developed based on:

Demographic and Health Surveys (DHS): DHS Model Questionnaire - Phase 8, Household Questionnaire. Publication ID: DHSQ8, https://dhsprogram.com/pubs/pdf/DHSQ8/DHS8_Household_QRE_EN_8Apr2020_DHSQ8.pdf (last accessed 16.07.2021).

Question Q.8 in section 3 is an adaption and excerpt of:

WHO (2019): Harmonized survey questions for monitoring household energy use and SDG indicators 7.1.1 and 7.1.2. https://www.who.int/airpollution/household/1_Harmonized_household_energy_survey_questions-list_format_final_Dec2018.pdf (last accessed 16.07.21)

Section 4. Economic shocks

Question Q.1 in section 4 is an adaption of:

World Bank: LSMS-Supported High-Frequency Phone Surveys on COVID-19, First Wave, <https://www.worldbank.org/en/programs/lms/brief/lms-launches-high-frequency-phone-surveys-on-covid-19#1> (last accessed 17.09.2021).

See also:

Josephson, A., Kilic, T., & Michler, J. D. (2021). Socioeconomic impacts of COVID-19 in low-income countries. *Nat Hum Behav*, 5(5), 557-565. doi:10.1038/s41562-021-01096-7

Section 6: Food Security

Section 6 is based on

Coates, Jennifer, Anne Swindale and Paula Bilinsky. 2007. Household Food Insecurity Access Scale (HFIAS) for Measurement of Household Food Access: Indicator Guide (v. 3). Washington, D.C.: FHI 360/FANTA.

Section 8: Health, physical activity and food intake for the Study of Obesity, Nutrition, Genes and Social factors

Sections 8.2.1 to 8.2.3 and Q.16 in section 8.2.4 are an adaption for administration through a phone survey and a translation (see Spanish version of survey questionnaire) of the original works mentioned below, all Licence: CC BY-NC-SA 3.0 IGO. This adaptation was not created by the World Health Organization (WHO). WHO is not responsible for the content or accuracy of this adaptation. The original edition shall be the binding and authentic edition:

Armstrong, T. & Bull, F. (2006): Development of the World Health Organization Global Physical Activity Questionnaire (GPAQ). In: *J Public Health* 14 (2), S. 66–70. DOI: 10.1007/s10389-006-0024-x.

See also:

Global Physical Activity Questionnaire (GPAQ), Geneva: World Health Organization, <https://www.who.int/ncds/surveillance/steps/GPAQ%20Instrument%20and%20Analysis%20Guide%20v2.pdf> (last accessed 17.09.2021) and

Surveillance and Population-Based Prevention, Prevention of Noncommunicable Diseases Department (n.a): Global Physical Activity Questionnaire (GPAQ) Analysis Guide, Geneva: World Health Organization, https://www.who.int/ncds/surveillance/steps/resources/GPAQ_Analysis_Guide.pdf (last accessed 17.09.2021). This translation was not created by the WHO. WHO is not responsible for the content or accuracy of this translation. The original English edition mentioned above shall be the binding and authentic edition.

Section 10: Labour Market

Question Q.26 in Section 10.2. is an adaptation of an original work by:

Pierre, Gaëlle; Sanchez Puerta, Maria Laura; Valerio, Alexandria and Rajadel, Tania. 2014. STEP Skills Measurement Surveys Innovative Tools for Assessing Skills. World Bank Social Protection & Labor Discussion Paper; No. 1421. Washington, DC: World Bank. © World Bank. <http://hdl.handle.net/10986/19985> License: Creative Commons Attribution license (CC BY 3.0 IGO).

Responsibility for the views and opinions expressed in the adaptation rests solely with the authors of the adaptation and are not endorsed by any member institution of the World Bank Group. The translations into YL country languages were not created by any member institution of the World Bank Group and should not be considered an official World Bank Group translation. No member institution of the World Bank Group shall be liable for any content or error in these translations.

Section 10.5 Subjective Treatment Effects (STE)

This section was developed based on a COVID-19 survey conducted among Arizona State University undergraduates by Aucejo, EM & Zafar, B in April 2021.

See also:

Aucejo EM, French J, Ugalde Araya MP, Zafar B. The impact of COVID-19 on student experiences and expectations: Evidence from a survey (2020). *J Public Econ*. 191:104271. doi:10.1016/j.jpubeco.2020.104271

Wiswall, M., & Zafar, B. (2021). Human Capital Investments and Expectations about Career and Family. *Journal of Political Economy*, 129(5), 1361-1424. doi:10.1086/713100

Section 11: Trust, attitudes and family planning

Question Q.1 and Q.2 in Section 11.1 are an adaption of an original work by:

Haerpfer, Christian; Inglehart, Ronald; Moreno, Alejandro; Welzel, Christian; Kizilova, Kseniya; Diez-Medrano, Jaime; Lagos, Marta; Norris, Pippa; Ponarin, Eduard; Puranen, Bi et al. (eds.). 2020. World Values Survey: Round Seven - Country-Pooled Datafile Version. <https://www.worldvaluessurvey.org/WVSDocumentationWV7.jsp>. Madrid: JD Systems Institute. doi.org/10.14281/18241.1. Responsibility for the views and opinions expressed in the adaptation rests solely with the authors of the adaptation and are not endorsed by any member institution of the World Values Survey Association. The translations into YL country languages were not created by any member institution of the World Values Survey Association and should not be considered an official World Values Survey Association translation. No member institution of the World Values Survey Association shall be liable for any content or error in these translations.

Question Q.3 in Section 11.2 is an excerpt and adaption of an original work by:

Galambos, N. L., Petersen, A. C., Richards, M., & Gitelson, I. B. (1985). The Attitudes Toward Women Scale for Adolescents (AWSA): A study of reliability and validity. *Sex Roles*, 13(5-6), 343-356. doi:10.1007/bf00288090

Section 12: Subjective Wellbeing and Mental Health

Questions Q.2 and Q.3 are in section 12 are an adaption of:

Cantril, H. (1965). The pattern of human concerns: New Brunswick, N. J.: Rutgers University Press, [1965]. The number of steps was reduced from 11 (0-10) to 9 (1-9).

Questions Q.4 and Q.5 in section 12 are based on:

Spitzer, R. L., Kroenke, K., Williams, J. B., & Lowe, B. (2006). A brief measure for assessing generalized anxiety disorder: the GAD-7. *Arch Intern Med*, 166(10), 1092-1097. doi:10.1001/archinte.166.10.1092

Questions Q.6 and Q.7 in section 12 are based on:

Kroenke, K., Strine, T. W., Spitzer, R. L., Williams, J. B., Berry, J. T., & Mokdad, A. H. (2009). The PHQ-8 as a measure of current depression in the general population. *J Affect Disord*, 114(1-3), 163-173. doi:10.1016/j.jad.2008.06.026

Note: The GAD-7 and the PHQ-8 were slightly adapted for use in a phone survey. First, we asked participants whether they were alone in the room and if not, whether they could go to another room and/or make sure their phone speaker was off. Second, for each item in GAD-7 and PHQ-8 we asked whether the symptom had been observed (No, not at all / Yes, even if a little bit), and if so, how often it occurred. Third, as some participants are mentally disabled and the survey is administered to a caregiver, 88=Not Applicable was introduced as a possible response.

Disclaimer: Responsibility for the views and opinions expressed in adaptations rests solely with the authors of the adaptations and are not necessarily endorsed by the respective copyright holder(s). The translations into YL country languages were not created by the copyright holder(s) and should not be considered an official translation. The copyright holder shall not be liable for any content or error in these translations and/or adaptations.

Copyright

© Young Lives 2021

This work is licensed under a [Creative Commons Attribution – NonCommercial-ShareAlike 4.0 International Licence \(CC BY-NC-SA 4.0\)](https://creativecommons.org/licenses/by-nc-sa/4.0/).

Young Lives holds the copyright to all Young Lives publications and Young Lives website content but encourages the reader to quote and reproduce these materials for their own non-commercial purposes. Proper attribution is requested, stating the original source of the material. For online use, we ask readers to link to the original resource on the Young Lives website, www.younglives.org.uk.

Permission to make digital or hard copies of part, or all, of this work for teaching or not-for-profit use is hereby granted without fee and without a formal request, provided that copies are not made or distributed for profit or commercial advantage and that full attribution appears on the first page. As copyright holder, Young Lives requests a copy of any publication based on Young Lives material. Copying this work, in any other circumstances, including but not limited to any commercial use and/or re-use in commercial publications, is not permitted without prior written permission from Young Lives, for which a fee may be payable.

Please note that the reference section lists questions which Young Lives has used or adapted from external sources (e.g., researchers, organisations, institutions) who retain copyright over the original material and shall not be liable for any views and opinions expressed in Young Lives adaptations. To use these questions permission must be sought from the original source and not from Young Lives. Translations of these questions into Young Lives country languages were undertaken by Young Lives staff and should not be considered official translations. Any content or errors therein are solely Young Lives' responsibility.

