



EUROPEAN COMMISSION
EUROSTAT

Directorate F: Social statistics
Unit F-3: Labour market



EU Labour Force Survey Database User Guide

Version: November 2015

TABLE OF CONTENTS

1.	OVERVIEW OF THE VARIABLES AVAILABLE IN THE LFS DATA SETS	4
a.	Core variables (overview)	4
b.	Derived variables for standard labour market analyses (overview)	7
c.	Derived household variables (overview)	8
d.	Former and formerly derived variables (overview)	9
2.	LIST OF VARIABLES – DETAILED CODIFICATION.....	10
a.	Core variables (codification)	10
b.	Derived variables for standard labour market analyses (codification).....	37
c.	Derived household variables (codification)	41
d.	Former and formerly derived variables (codification)	49
3.	EXPLANATORY NOTES	52
a.	Core questionnaire (explanatory notes).....	52
b.	Derived variables for standard labour market analyses (explanatory notes)...	52
4.	AD-HOC MODULES	60
5.	CLASSIFICATIONS	62
6.	THE GENERAL STRUCTURE OF THE EU-LFS DATABASE	63
7.	CRITERIA FOR ANONYMISED DATASETS	65

Introduction

This document should assist users of LFS data in defining requests and analysing the received data. It aims at informing users of both tailor-made extractions and anonymised LFS microdata. It should present the structure of the LFS, the available variables (directly surveyed or derived), and the rules for dissemination.

The first chapter of this document provides an overview of the variables available in the LFS data sets, while the second one presents details on their codification. The third chapter gives more information regarding both coding principles for core variables and the derivation of further variables for standard labour market analyses; the fourth chapter refers to ad-hoc-modules. Classifications are described in chapter five; chapter six addresses the general structure of the LFS database, and chapter seven deals with the anonymisation criteria used for anonymised microdata.

General information on the EU Labour Force Survey can also be found in the respective dedicated section on the Eurostat website

<http://ec.europa.eu/eurostat/web/lfs/overview>

or in Eurostat's Statistics Explained pages at

http://ec.europa.eu/eurostat/statistics-explained/index.php/EU_labour_force_survey

Anonymised microdata for researchers are also dealt with at the general microdata site

<http://ec.europa.eu/eurostat/web/microdata/overview>

and under [Data for researchers](#) in Statistics Explained

1. OVERVIEW OF THE VARIABLES AVAILABLE IN THE LFS DATA SETS

In the following, the list of variables available in the Eurostat LFS data sets is divided into four categories:

(a) Core variables transmitted by the National Statistical Institutes to Eurostat according to the latest Commission regulation on codification. The expression 'core variables' as it is used here includes both quarterly and structural (annual) variables of the core LFS.

(b) Derived variables for standard labour market analyses

(c) Derived variables for household analyses

(d) Former and formerly derived variables

NOTE: Variables in categories (a) and (b) are in general available in the anonymised datasets after application of the anonymisation criteria presented in chapter 7. The majority of derived household variables in (c) are also made available, whereas the variables in (d) are not included in the anonymised datasets.

a. Core variables (overview)

The following list shows the core LFS variables and their corresponding variable names.

Description	Variable name
Demographic background	
Sequence number in the household	HHSEQNUM
Relationship to reference person in the household	HHLINK
Sequence number of spouse or cohabiting partner	HHSPOU
Sequence number of father	HHFATH
Sequence number of mother	HHMOTH
Sex	SEX
Year of birth *	YEARBIR
Date of birth in relation to the end of reference period *	DATEBIR
Marital status *	MARSTAT
Nationality *	NATIONAL
Years of residence in this Member State *	YEARESID
Country of birth *	COUNTRYB
Nature of participation in the survey	PROXY
Labour status	
Labour status during the reference week	WSTATOR
Reason for not having worked at all though having a job	NOWKREAS
Employment characteristics of the main job	
Professional status *	STAPRO
Continuing receipt of the wage or salary	SIGNISAL
Economic activity of the local unit *	NACE3D, NA113D
Occupation *	ISCO4D
Supervisory responsibilities	SUPVISOR
Number of persons working at the local unit *	SIZEFIRM
Country of place of work	COUNTRYW
Region of place of work	REGIONW
Year in which person started working for this employer or as self-employed	YSTARTWK
Month in which person started working for this employer or as self-employed	MSTARTWK
Involvement of the public employment office at any moment in finding the present job	WAYJFOUN

Description	Variable name
Full-time / Part-time distinction Reasons for the part-time work Permanency of the job Reasons for having a temporary job/work contract of limited duration Total duration of temporary job or work contract of limited duration Contract with a temporary employment agency	FTPT FTPTREAS TEMP TEMPREAS TEMPDUR TEMPAGCY
Atypical work Shift work Evening work Night work Saturday work Sunday work	SHIFTWK EVENWK NIGHTWK SATWK SUNWK
Hours worked Number of hours per week usually worked * Number of hours actually worked during the reference week * Paid overtime in the reference week in the main job * Unpaid overtime in the reference week in the main job * Main reason for hours actually worked during the reference week being different from the person's usual hours Wish to work usually more than the current number of hours Way that a person who wants to work more hours Number of hours that the person would like to work in total Working at home Looking for another job and reasons for doing so Reasons for looking for another job	HWUSUAL HWACTUAL HWOVERP HWOVERPU HOURREAS WISHMORE WAYMORE HWWISH HOMEWK LOOKOJ LOOKREAS
Second job Existence of more than one job or business Professional status (in the second job) * Economic activity of the local unit (in the second job) * Number of hours actually worked during the reference week in the second job *	EXIST2J STAPRO2J NACE2J2D, NA112J2D HWACTUA2
Previous work experience of person not in employment Existence of previous employment experience Year in which person last worked Month in which person last worked Main reason for leaving last job or business Professional status in last job * Economic activity of the local unit in which person last worked * Occupation of last job	EXISTPR YEARPR MONTHPR LEAVREAS STAPROPR NACEPR2D, NA11PR2D ISCOPR3D
Search for employment Seeking employment during previous four weeks Reasons for not searching an employment Type of employment sought Duration of search for employment *	SEEKWORK SEEKREAS SEEKTYPE SEEKDUR
Methods used during previous four weeks to find work Contacted public employment office to find work Contacted private employment agency to find work Applied to employers directly Asked friends, relatives, trade unions, etc. Inserted or answered advertisements in newspapers or journals Studied advertisements in newspapers or journals Took a test, interview or examination Looked for land, premises or equipment Looked for permits, licences, financial resources Awaiting the results of an application for a job	METHODDA METHODDB METHODDC METHODDD METHODE METHODDF METHODDG METHODDH METHODDI METHODDJ

Description	Variable name
Waiting for a call from a public employment office Awaiting the results of a competition for recruitment to the public sector Other method used Willingness to work for person not seeking employment Availability to start working within two weeks Reasons for not being available to start working within 2 weeks Situation immediately before person started to seek employment (or was waiting for new job to start) Need for care facilities Registration at a public employment office	METHODDK METHODDL METHODDM WANTWORK AVAILBLE AVAIREAS PRESEEK NEEDCARE REGISTER
Main labour status Main status	MAINSTAT (optional)
Education and training Student or apprentice in regular education during the last 4 weeks (formal education) Level of this education or training Orientation of this education Field of this education or training (until 2013) Attendance to taught learning activities (non-formal education) in the last 4 weeks Number of hours spent on all taught learning activities within the last 4 weeks Purpose of the most recent taught learning activity Field of the most recent taught learning activity Did the most recent taught learning activity take place during paid working hours? Highest educational attainment level Year when this level was successfully completed Orientation of this level Field of this level	EDUCSTAT EDUCLEVEL EDUCVOC EDUCFIELD (optional) COURATT COURLEN COURPURP (optional) COURFIELD (optional) COURWORH (optional) HATLEVEL HATYEAR HATVOC HATFIELD
Situation one year before survey Situation with regard to activity one year before survey Professional status one year before survey * Economic activity of local unit in which person was working one year before survey *	WSTAT1Y STAPRO1Y NACE1Y2D, NA111Y2D
Country of residence one year before survey Region of residence (within Member State) one year before survey	COUNTR1Y REGION1Y
Income Monthly (take home) pay from main job (deciles) *	INCDECIL
Technical items relating to the interview Year of survey Reference week Interview week Country Region of household Degree of urbanisation Serial number of household in a given quarter * Type of household Type of institution Yearly weighting factor (also called COEFF in yearly files) Quarterly weighting factor (also called COEFF in quarterly files) Yearly weighting factor for household characteristics (in the case of a sample of individuals) Sequence number of the survey wave * Questionnaire used	REFYEAR REFWEEK INTWEEK COUNTRY REGION DEGURBA QHNUM HHTYPE HHINST COEFFY COEFFQ COEFFH INTWAVE INTQUEST

NOTE: A * following the description of a variable indicates that this variable is included in the anonymised LFS microdata only after application of general aggregation criteria (see for details the corresponding chapter).

b. Derived variables for standard labour market analyses (overview)

This part presents the derived LFS variables for standard labour market analyses based on the list of core variables above.

Details about codification and derivation can be found in the following chapters.

Description	Variable name
Age of interviewed person *	AGE
Age at which person last established their usual residence in the country *	AGERESID
ILO work status	ILOSTAT
Economic activity (coded 1 digit)	NACE1D, NA111D
Economic activity by sector (NACE Rev 1)	NA11S
Occupation (coded 1 digit)	ISCO1D
Time since person started to work	STARTIME
Economic activity in second job (coded 1 digit)	NACE2J1D,NA112J1D
Economic activity in second job by sector (NACE Rev 1)	NA112JS
Time since person last worked	LEAVTIME
Time since person last worked (classes)	LEAVCLAS
Economic activity in previous job (coded 1 digit)	NACEPR1D, NA11PR1D
Economic activity in previous job by sector (NACE Rev 1)	NA11PRS
Occupation previous job (coded 1 digit)	ISCOPEPR1D
Duration of unemployment *	DURUNE
Education or training received during previous four weeks (formal + non formal)	EDUC4WN
Level of education (3 levels)	HATLEV1D
Economic activity one year before survey (coded 1 digit)	NACE1Y1D, NA111Y1D
Economic activity one year before survey by sector (NACE Rev 1)	NA111YS
Reference month	REM
Fixed reference quarter	QUARTER
Fixed reference year	YEAR
Classification of individuals (private household members)	HHPRIV

NOTE: A * following the description of a variable indicates that this variable is included in the anonymised LFS microdata only after application of general aggregation criteria (see for details the corresponding chapter).

c. Derived household variables (overview)

This part presents the derived variables for household analyses based on the list of core variables above.

Details about codification and derivation can be found in the following chapter.

Description	Variable name
Definition of children and adults	HHPERS
Presence of the father and/or mother of the person in the same household	HHPARENT
Presence of the partner of the person in the same household	HHPARTNR
Presence of the children of the person in the same household	HHCHILDR
Education level of the mother (if she lives in the same household, same codification as the core variable HATLEV1D)	HATLMOTH
Education level of the father (if he lives in the same household, same codification as the core variable HATLEV1D)	HATLFATH
Country of birth of the mother (if she lives in the same household, same codification as the core variable COUNTRYB)	COUBMOTH
Country of birth of the father (if he lives in the same household, same codification as the core variable COUNTRYB)	COUBFATH
Nationality of the mother (if she lives in the same household, same codification as the core variable NATIONAL)	NATHMOTH
Nationality of the father (if he lives in the same household, same codification as the core variable NATIONAL)	NATHFATH
Total number of persons in the household (whatever the age)	HHNBERS
Number of children in the household (aged less than 15 years)	HHNB0014
Number of persons aged 65 or older in the household	HHNBOLD
Number of children in the household (aged less than 25 years), based on HHPERS code 1, 2 and 3	HHNBCHLD
Number of persons between 0 and 2 years in the household	HHNBCH2
Number of persons between 3 and 5 years in the household	HHNBCH5
Number of persons between 6 and 8 years in the household	HHNBCH8
Number of persons between 9 and 11 years in the household	HHNBCH11
Number of persons between 12 and 14 years in the household	HHNBCH14
Number of children between 15 and 17 years (in the household), based on HHPERS code 2	HHNBCH17
Number of children between 18 and 24 years (in the household), based on HHPERS code 2	HHNBCH24
Age of the youngest child in the household (aged less than 25 years)	HHAGEYG
Age of the youngest child in the household (aged less than 15 years)	HHAGE14
Household type (families; aggregated household composition)	HHCOMP
Number of employed persons in the household (aged 15 years and more, whatever the values of HHPERS)	HHNBWORK
Number of employed adults in the household (aged 15 years and more, based on HHPERS code 4)	HHNBEMPL
Number of unemployed adults in the household (aged 15 years and more, based on HHPERS code 4)	HHNBUNEM
Number of inactive adults in the household (aged 15 years and more, based on HHPERS code 4)	HHNBINAC
Working status of adults living in the same household	HHWKSTAT

NOTE: Subject to availability of the respective information for a given country, all except the four derived household variables on country of birth and nationality of father and mother are added to the anonymised LFS microdata in the yearly datasets from 1998 and in the ad hoc module datasets from 2005 onwards.

d. Former and formerly derived variables (overview)¹

Description	Variable name
Main method used to find work	METHFW
Type of instruction	EDUCTYPE
Purpose of the training received during previous 4 weeks	PURP4W
Purpose of this education and training	PURP4WN
Total length of training	LENTR4W
Total length of this education or training	LENTR4WN
Usual number of hours of training per week	HWUSTRAI
Having obtained a (non-tertiary) vocational qualification; minimum duration: 6 months	ISCDVOC

NOTE: Extensions of NACE/ISCO variables

4D = 4 digits (for ISCO)

3D = 3 digits (for ISCO/NACE)

2D = 2 digits (for ISCO/NACE)

1D = 1 digit (for ISCO/NACE)

S = sector (for NACE Rev 1 / Rev 1.1, not available for NACE Rev 2)

¹ Not available for anonymised datasets

2. LIST OF VARIABLES – DETAILED CODIFICATION

a. Core variables (codification)

The column references and the periodicity information (quarterly / yearly) for each variable refer to Commission regulation (EC) No. 377/2008 to be used for data transmissions from 2009 onwards.

The standard coding presented for a variable is the one defined in the regulation. If data are disseminated with a different code list than the original one, it is explicitly stated as 'dissemination' rule for tailor-made extractions. If, in addition, similar or further special criteria apply to anonymised LFS microdata releases, it is also highlighted for each variable and summarized in chapter 7 below. Derived variables in sections b and c are treated in the same way.

Data for previous years delivered in accordance with prior regulations are as far as possible recoded into currently valid codes in order to allow analyses over time.

Variable name /Column ref. & periodicity (Q,Y)	Code	Description	Filter/Remarks (Standard codification)
HHSEQNUM 1/2 Q		DEMOGRAPHIC BACKGROUND	
		Sequence number in the household	Everybody
HHLINK 3 Y	01-98	Two-digit sequence number allocated to each member of the household	
		Relationship to reference person in the household	HHTYPE=1,3
	1	Reference person	
	2	Spouse (or cohabiting partner) of reference person	
	3	Child of reference person (or of his/her spouse or cohabiting partner)	
	4	Ascendant relative of reference person (or of his/her spouse or cohabiting partner)	
	5	Other relative	
	6	Other	
	9	Not applicable (HHTYPE ≠ 1,3)	
HHSPOU 4/5 Y		Sequence number of spouse or cohabiting partner	HHTYPE=1,3
	00	Has no partner or the partner does not belong to this private household or no answer (additional internal code)	
	01-98	Sequence number of spouse or cohabiting partner in the household	
	99	Not applicable (person does not belong to this private household)	
HHFATH 6/7 Y		Sequence number of father	HHTYPE=1,3
	00	The father does not belong to this private household or no answer (additional internal code)	
	01-98	Sequence number of father in the household	

<p>HHMOTH 8/9 Y</p>	<p>99</p>	<p>Not applicable (person does not belong to this private household)</p>	<p>HHTYPE=1,3</p>
<p>SEX 10 Q</p>	<p>00 01-98 99</p>	<p>Sequence number of mother</p> <p>The mother does not belong to this private household or no answer (additional internal code)</p> <p>Sequence number of mother in the household</p> <p>Not applicable (person does not belong to this private household)</p>	<p>Everybody</p>
<p>YEARBIR 11/14 Q</p>	<p>1 2</p>	<p>Sex</p> <p>Male</p> <p>Female</p>	<p>Everybody</p>
<p>DATEBIR 15 Q</p>	<p>1 2</p>	<p>Year of birth</p> <p>4 digits of year of birth</p> <p>Dissemination: usually as derived variable AGE, and AGE normally in 5-year age bands (0-4, 5-9 etc)</p> <p>AGE is aggregated in the anonymised microdata in these 5-year age bands; see corresponding chapter</p>	<p>Everybody</p>
<p>MARSTAT 16 Y</p>	<p>1 2 blank</p>	<p>Date of birth in relation to the end of reference period</p> <p>Person's birthday falls between 1 January and the end of the reference week</p> <p>Person's birthday falls after the end of the reference week</p> <p>Dissemination: not disseminated, only used for calculation of variable AGE</p>	<p>Everybody</p>
<p>NATIONAL 17/18 Q</p>	<p>1 2 blank</p>	<p>Marital status</p> <p>Single</p> <p>Married</p> <p>Widowed</p> <p>Divorced or legally separated</p> <p>No answer</p> <p>Dissemination usually as follows: Widowed, divorced or legally separated</p> <p>Single</p> <p>Married</p> <p>No answer</p> <p>MARSTAT is aggregated in the anonymised microdata in this way; see corresponding chapter</p>	<p>Everybody</p>
<p>NATIONAL 17/18 Q</p>	<p>000 111 110 100 911</p>	<p>Nationality</p> <p>For codification and data transmission from National Statistical Institutes to Eurostat, see chapter 'Classifications'</p> <p>Dissemination usually as follows:</p> <p>National</p> <p>Citizen of another EU-15 country (1995-2004)</p> <p>Citizen of another EU-25 country (2005-2006)</p> <p>Citizen of another EU-27 country (2007+)</p> <p>Citizen of a non-EU-15 country (1995-2004)</p>	<p>Everybody</p>

<p>YEARESID 19/20 Q (Y until 2007)</p>	<p>910 900 800 Blank</p>	<p>Citizen of a non-EU-25 country (2005-2006) Citizen of a non-EU-27 country (2007+) Non-National (if distinction EU-/non-EU not possible) No answer NATIONAL in the anonymised microdata is provided in up to 15 country groups for reference years from 2004 onwards; see corresponding chapter</p> <p>Years of residence in this country</p>	<p>Everybody</p>
<p>COUNTRYB 21/22 Q</p>	<p>00 01-10 11 11-99 blank</p>	<p>Born in this country Number of years of residence in this country Been in this country for more than 10 years (until 2007) Number of years of residence in this country (from 2008) No answer</p> <p>Dissemination (from 2008) usually as follows: Aggregation of codes 11 to 99 in 5-year bands (11-14, 15-19 etc) in line with the standard aggregation of AGE YEARESID is aggregated in the anonymised microdata in this way; see corresponding chapter</p> <p>Country of birth</p> <p>For codification and data transmission from National Statistical Institutes to Eurostat, see chapter 'Classifications'</p>	<p>YEARESID≠00</p>
<p>PROXY 23 Q</p>	<p>99 blank</p>	<p>Not applicable (YEARESID=00) No answer</p> <p>Dissemination usually as follows: National</p> <p>111 Born in another EU-15 country (1995-2004) 110 Born in another EU-25 country (2005-2006) 100 Born in another EU-27 country (2007+) 911 Born in non-EU-15 country (1995-2004) 910 Born in non-EU-25 country (2005-2006) 900 Born in non-EU-27 country (2007+) 800 Not born in the country of residence (if distinction EU-/non-EU not possible)</p> <p>999 Not applicable (YEARESID=00) No answer</p> <p>COUNTRYB in the anonymised microdata is provided in up to 15 country groups for reference years from 2004 onwards; see corresponding chapter</p> <p>Nature of participation in the survey</p>	<p>Everybody aged 15 years or more</p>
<p>WSTATOR 24 Q</p>	<p>1 2 9 blank</p>	<p>Direct participation Participation via another member of the household Not applicable (child less than 15 years old) No answer</p> <p>LABOUR STATUS</p> <p>Labour status during the reference week</p>	<p>Everybody aged 15 years or more</p>

	1	Did any work for pay or profit during the reference week - one hour or more (including family workers but excluding conscripts on compulsory military or community service)	
NOWKREAS 25/26 Q	2	Was not working but had a job or business from which he/she was absent during the reference week (including family workers but excluding conscripts on compulsory military or community service)	
STAPRO 27 Q	3	Was not working because on lay-off	
SIGNISAL 28 Q	4	Was a conscript on compulsory military or community service	
	5	Other (15 years or more) who neither worked nor had a job or business during the reference week	
	9	Not applicable (child less than 15 years old)	
		Dissemination: usually as derived variable ILOSTAT	
		Reason for not having worked at all though having a job	WSTATOR=2
	00	Bad weather	
	01	Slack work for technical or economic reasons	
	02	Labour dispute	
	03	School education or training	
	04	Own illness, injury or temporary disability	
	05	Maternity leave	
	06	Parental leave (from 2006, together with code 05 before)	
	07	Holidays	
	08	Compensation leave (within the framework of working time banking or an annualised hours contract)	
	09	Other reasons (e.g. personal or family responsibilities)	
	99	Not applicable (WSTATOR =1,3-5,9)	
		EMPLOYMENT CHARACTERISTICS OF THE MAIN JOB	
		Professional status	WSTATOR=1,2
	1	Self-employed with employees	
	2	Self-employed without employees	
	3	Employee	
	4	Family worker	
	9	Not applicable (WSTATOR=3-5,9)	
	blank	No answer	
		Dissemination usually as follows:	
	0	Self-employed with or without employees	
	3	Employee	
	4	Family worker	
	9	Not applicable (WSTATOR=3-5,9)	
	blank	No answer	
		STAPRO is aggregated in the anonymised microdata in this way; see corresponding chapter	
		Continuing receipt of the wage or salary (from 2006)	(WSTATOR=2 and NOWKREAS#04 and NOWKREAS#05 and STAPRO=3) or WSTATOR=3
	1	Absent for up to and including 3 months	
	2	Absent for more than 3 months and receiving a wage, salary or social allowances corresponding to half or more of the salary	

NACE3D 29/31 Q	3	Absent for more than 3 months and receiving a wage, salary or social allowances corresponding to less than half of the salary	WSTATOR=1,2
	4	Don't know	
	9	Not applicable ((WSTATOR≠2 or NOWKREAS=04 or NOWKREAS=05 or STAPRO≠3) and WSTATOR≠3)	
NA113D		Economic activity of the local unit (coded on 2 digits – 3 digits in certain countries on a voluntary basis), NACE Rev.2 from 2008 For codification and data transmission from National Statistical Institutes to Eurostat, see chapter 'Classifications' NACE Rev. 1 from 1992 to 2007.	
NA702D		Information collected using NACE 1970 in 1983-1992 for all countries (except Belgium in 1992), 1993-1994 for Germany.	
ISCO4D 32/35 Q	000 blank	Not applicable (WSTATOR =3-5,9) No answer Dissemination usually in aggregated form: NACE1D, NACE2D (NACE Rev 2) and NA11S, NA111D, NA112D (NACE Rev 1) NACE is aggregated in the anonymised microdata in this way: NACE1D (NACE Rev 2), NA111D, NA11S (NACE Rev 1); see corresponding chapter	WSTATOR=1,2
	9999 Blank	Not applicable (WSTATOR =3-5,9) No answer Dissemination usually in aggregated form: ISCO1D, ISCO2D and ISCO3D ISCO is available in the anonymised microdata in this way: ISCO1D, ISCO3D for ISCO-08 from 2011 onwards, IS881D, IS883D for ISCO-88(COM) until 2010 – see corresponding chapter for some country-specific aggregations	
		Occupation (coded on 3 digits – 4 digits in certain countries on a voluntary basis) ISCO-88(COM) until 2010, ISCO-08 from 2011 onwards. No comparable information in 1983-1991 For codification and data transmission from National Statistical Institutes to Eurostat, see chapter 'Classifications'	
SUPVISOR 36 Y		Supervisory responsibilities (from 2006)	STAPRO=3
SIZEFIRM 37/38 Y	1	Yes	STAPRO=1,3,4, blank
	2	No	
	9	Not applicable (STAPRO≠3)	
	blank	No answer	
	01-10	Exact number of persons, if between 1 and 10	
	11	11 to 19 persons	
	12	20 to 49 persons	
	13	50 persons or more	

	14 15 99 blank	Do not know but less than 11 persons Do not know but more than 10 persons Not applicable (STAPRO=2,9) No answer	
	10 11 12 13 14 15 99 blank	Dissemination usually as follows: 1 to 10 persons 11 to 19 persons 20 to 49 persons 50 persons or more Do not know but less than 11 persons Do not know but more than 10 persons Not applicable (STAPRO=2,9) No answer SIZEFIRM is aggregated in the anonymised microdata in this way; see corresponding chapter	
COUNTRYW 39/40 Q		Country of place of work ISO country classification - for codification and data transmission from National Statistical Institutes to Eurostat, see chapter 'Classifications'	WSTATOR=1,2
	99 blank	Not applicable (WSTATOR=3-5,9) No answer	
REGIONW 41/42 Q		Region of place of work NUTS 2 - for codification and data transmission from National Statistical Institutes to Eurostat, see chapter 'Classifications'	WSTATOR=1,2
	00 99 blank	Internal code: no information delivered Not applicable (WSTATOR=3-5,9) No answer	
		Anonymised microdata: see corresponding chapter for some country-specific aggregations	
YSTARTWK 43/46 Q		Year in which person started working for this employer or as self-employed 4 digits of the year concerned	WSTATOR=1,2
	9999 blank	Not applicable (WSTATOR=3-5,9) No answer	
		Dissemination: usually via derived variable STARTIME	
MSTARTWK 47/48 Q		Month in which person started working for this employer or as self-employed	YSTARTWK ≠ 9999, blank and REFYEAR – YSTARTWK ≤ 2
	01-12 99 blank	Number of the month concerned Not applicable (YSTARTWK=9999,blank or REFYEAR – YSTARTWK >2) No answer	
		Dissemination: usually via derived variable STARTIME	
WAYJFOUN 49 Y		Involvement of the public employment office at any moment in finding the present job (from 2006)	STAPRO = 3 and has started this job in the last 12

			months
	0	No	
	1	Yes	
	9	Not applicable (STAPRO ≠ 3 or has started this job more than 1 year ago)	
	blank	No answer	
FTPT 50 Q		Full-time / Part-time distinction	WSTATOR=1,2
	1	Full-time job	
	2	Part-time job	
	9	Not applicable (WSTATOR=3-5,9)	
	Blank	No answer	
FTPTREAS 51 Y		Reasons for the part-time work	FTPT=2
		Part-time job is taken because	
	1	Person is undergoing school education or training	
	2	Of own illness or disability	
	3	Looking after children or incapacitated adults	
	4	Other family or personal reasons (from 2006)	
	5	Person could not find a full-time job	
	6	Of other reasons	
	9	Not applicable (FTPT≠2)	
	Blank	No answer	
TEMP 52 Q		Permanency of the job	STAPRO=3
	1	Person has a permanent job or work contract of unlimited duration	
	2	Person has temporary job/work contract of limited duration	
	9	Not applicable (STAPRO≠3)	
	Blank	No answer	
TEMPREAS 53 Y		Reasons for having a temporary job/work contract of limited duration	TEMP=2
		Person has temporary job/work contract of limited duration because:	
	1	- it is a contract covering a period of training (apprentices, trainees, research assistants, etc.)	
	2	- person could not find a permanent job	
	3	- person did not want a permanent job	
	4	- it is a contract for a probationary period	
		Optional split from 2016 (codes 5 and 6 replacing code 1):	
	5	- it is a contract covering a period of apprenticeship	
	6	- it is a contract covering a period of training other than apprenticeship (trainees, internships, research assistants, etc.)	
	9	Not applicable (TEMP≠2)	
	Blank	No answer	
TEMPDUR 54 Q		Total duration of temporary job or work contract of limited duration	TEMP=2
	1	Less than one month	
	2	1 to 3 months	
	3	4 to 6 months	
	4	7 to 12 months	

TEMPAGCY 55 Y	5	13 to 18 months	STAPRO=3
	6	19 to 24 months	
	7	25 to 36 months	
	8	More than 3 years	
	9	Not applicable (TEMP≠2)	
	blank	No answer	
	0	No	
	1	Yes	
	9	Not applicable (STAPRO≠3)	
	blank	No answer	
SHIFTWK 56 Y		ATYPICAL WORK	STAPRO=3
		Shift work	
	1	Person does shift work (until 2000: Person usually does shift work)	
	2	Person sometimes does shift work (old code used until 2000)	
	3	Person never does shift work	
	9	Not applicable (STAPRO ≠ 3)	
	blank	No answer	
		Evening work	
EVENWK 57 Y	1	Person usually works in the evening	WSTATOR=1,2
	2	Person sometimes works in the evening	
	3	Person never works in the evening	
	9	Not applicable (WSTATOR=3-5,9)	
	blank	No answer	
		Night work	
NIGHTWK 58 Y	1	Person usually works at night	WSTATOR=1,2
	2	Person sometimes works at night	
	3	Person never works at night	
	9	Not applicable (WSTATOR=3-5,9)	
	blank	No answer	
		Saturday work	
SATWK 59 Y	1	Person usually works on Saturdays	WSTATOR=1,2
	2	Person sometimes works on Saturdays	
	3	Person never works on Saturdays	
	9	Not applicable (WSTATOR=3-5,9)	
	blank	No answer	
		Sunday work	
SUNWK 60 Y	1	Person usually works on Sundays	WSTATOR=1,2
	2	Person sometimes works on Sundays	
	3	Person never works on Sundays	
	9	Not applicable (WSTATOR=3-5,9)	
	blank	No answer	
		HOURS WORKED	
HWUSUAL			

<p>61/62 Q</p>	<p>00 01-98 99 blank</p>	<p>Number of hours per week usually worked in the main job</p> <p>Usual hours cannot be given because hours worked vary considerably from week to week or from month to month</p> <p>Number of hours usually worked in the main job</p> <p>Not applicable (WSTATOR=3-5,9)</p> <p>No answer</p> <p>HWUSUAL hours greater 80 are aggregated in a single category in the anonymised microdata; see corresponding chapter</p>	<p>WSTATOR=1,2</p>
<p>HWACTUAL 63/64 Q</p>	<p>00 01-98 99 blank</p>	<p>Number of hours actually worked during the reference week in the main job</p> <p>Person having a job or business and not having worked at all in the main activity during the reference week</p> <p>Number of hours actually worked in the main job during the reference week</p> <p>Not applicable (WSTATOR=3-5,9)</p> <p>No answer</p> <p>HWACTUAL hours greater 80 are aggregated in a single category in the anonymised microdata; see corresponding chapter</p>	<p>WSTATOR=1,2</p>
<p>HWOVERP 65/66 Q</p>	<p>00-98 99 blank</p>	<p>Paid overtime in the reference week in the main job (from 2006)</p> <p>Number of paid overtime hours</p> <p>Not applicable (STAPRO≠3)</p> <p>No answer</p> <p>HWOVERP hours greater 80 are aggregated in a single category in the anonymised microdata; see corresponding chapter</p>	<p>STAPRO=3</p>
<p>HWOVERPU 67/68 Q</p>	<p>00-98 99 blank</p>	<p>Unpaid overtime in the reference week in the main job (from 2006)</p> <p>Number of unpaid overtime hours</p> <p>Not applicable (STAPRO≠3)</p> <p>No answer</p> <p>HWOVERPU hours greater 80 are aggregated in a single category in the anonymised microdata; see corresponding chapter</p>	<p>STAPRO=3</p>
<p>HOURREAS 69/70 Q</p>	<p>01 16 02 03 04</p>	<p>Main reason for hours actually worked during the reference week being different from the person's usual hours</p> <p>Person has worked more than usual due to</p> <ul style="list-style-type: none"> - variable hours (e.g. flexible working hours) - overtime - other reasons <p>Person has worked less than usual due to:</p> <ul style="list-style-type: none"> - bad weather - slack work for technical or economic reasons 	<p>HWUSUAL=00-98 and HWACTUAL=00-98 and WSTATOR=1</p>

	05	- labour dispute	
	06	- education or training	
	07	- variable hours (e.g. flexible working hours)	
	08	- own illness, injury or temporary disability	
	09	- maternity or parental leave	
	10	- special leave for personal or family reasons	
	11	- annual Holidays	
	12	- bank Holidays	
	13	- start of/change in job during reference week	
	14	- end of job without taking up a new one during reference week	
	15	- other reasons	
	97	Person having worked usual hours during the reference week (HWUSUAL=HWACTUAL=01-98)	
	98	Person whose hours vary considerably from week to week or month to month and who did not state a reason for a divergence between the actual and usual hours (HWUSUAL=00 and HOURREAS#01-16)	
	99	Not applicable (WSTATOR=2-5,9 or HWUSUAL=blank or HWACTUAL=blank)	
	blank	No answer	
WISHMORE 71 Q		Wish to work usually more than the current number of hours	WSTATOR=1,2
	0	No	
	1	Yes	
	9	Not applicable (WSTATOR=3-5, 9)	
	blank	No answer	
WAYMORE 72 Y		Way how person wants to work more hours	WISHMORE=1
	1	through an additional job	
	2	through a job working more hours than the present job	
	3	only within the present job	
	4	in any of the above ways	
	9	Not applicable (WISHMORE ≠ 1)	
	blank	No answer	
HWWISH 73/74 Q		Number of hours that the person would like to work in total	WSTATOR=1,2
	01-98	Number of hours wished to work in total	
	99	Not applicable (WSTATOR=3-5,9)	
	blank	No answer	
HOMEWK 75 Y		Working at home	WSTATOR=1,2
	1	Person usually works at home	
	2	Person sometimes works at home	
	3	Person never works at home	
	9	Not applicable (WSTATOR=3-5,9)	
	blank	No answer	
LOOKOJ 76 Q		Looking for another job	WSTATOR=1,2
	0	Person is not looking for another job	
	1	Person is looking for another job	
	9	Not applicable (WSTATOR=3-5,9)	

<p>LOOKREAS 77 Y</p>	<p>blank</p>	<p>No answer</p> <p>Reasons for looking for another job</p> <p>Person is looking for another job because</p> <p>1 - of risk or certainty of loss or termination of present job</p> <p>2 - actual job is considered as a transitional job</p> <p>3 - seeking an additional job to add more hours to those worked in present job</p> <p>4 - seeking a job with more hours worked than in present job</p> <p>5 - seeking a job with less hours worked than in present job</p> <p>6 - of wish to have better working conditions (e.g. pay, working or travel time, quality of work)</p> <p>7 - of other reasons</p> <p>9 Not applicable (LOOKOJ ≠ 1)</p> <p>blank No answer</p> <p>SECOND JOB</p>	<p>LOOKOJ=1</p>
<p>EXIST2J 78 Q</p>	<p>1</p> <p>2</p> <p>9</p> <p>blank</p>	<p>Existence of more than one job or business</p> <p>1 Person had only one job or business during the reference week</p> <p>2 Person had more than one job or business during the reference week (not due to change of job or business)</p> <p>9 Not applicable (WSTATOR=3-5,9)</p> <p>blank No answer</p>	<p>WSTATOR=1,2</p>
<p>STAPRO2J 79 Q</p>	<p>1</p> <p>2</p> <p>3</p> <p>4</p> <p>9</p> <p>blank</p> <p>0</p> <p>3</p> <p>4</p> <p>9</p> <p>blank</p>	<p>Professional status (in the second job)</p> <p>1 Self-employed with employees</p> <p>2 Self-employed without employees</p> <p>3 Employee</p> <p>4 Family worker</p> <p>9 Not applicable (EXIST2J=1,9 blank)</p> <p>blank No answer</p> <p>Dissemination usually as follows:</p> <p>0 Self-employed with or without employees</p> <p>3 Employee</p> <p>4 Family worker</p> <p>9 Not applicable (EXIST2J=1,9, blank)</p> <p>blank No answer</p> <p>STAPRO2J is aggregated in the anonymised microdata in this way; see corresponding chapter</p>	<p>EXIST2J=2</p>
<p>NACE2J2D 80/81 Q</p>		<p>Economic activity of the local unit in the second job (coded on 2 digits), NACE Rev.2 from 2008</p> <p>For codification and data transmission from National Statistical Institutes to Eurostat, see chapter 'Classifications'</p>	<p>EXIST2J=2</p>
<p>NA112J2D</p>		<p>NACE Rev. 1 from 1992 to 2007</p>	
<p>NA702J2D</p>	<p>00</p> <p>blank</p>	<p>Information collected using NACE 1970 in 1983-1992 for all countries (except Belgium in 1992), 1993-1994 for Germany.</p> <p>00 Not applicable (EXIST2J=1,9,blank)</p> <p>blank No answer</p> <p>Dissemination usually in aggregated form: NACE2J1D (for</p>	

HWACTUA2 82/83 Q	00 01-98 99 blank	<p>NACE Rev 2) and NA112J1D, NA112JS (for NACE Rev 1) NACE2J is aggregated in the anonymised microdata in this way: NACE2J1D (for NACE Rev 2) and NA112J1D, NA112JS (for NACE Rev 1); see corresponding chapter</p> <p>Number of hours actually worked during the reference week in the second job</p> <p>Person not having worked in the second job during the reference week</p> <p>Number of hours actually worked in the second job during the reference week</p> <p>Not applicable (EXIST2J=1,9, blank)</p> <p>No answer</p> <p>HWACTUA2 hours greater 80 are aggregated in a single category in the anonymised microdata; see corresponding chapter</p> <p>PREVIOUS WORK EXPERIENCE OF PERSON NOT IN EMPLOYMENT</p>	EXIST2J=2
EXISTPR 84 Q	0 1 9 blank	<p>Existence of previous employment experience</p> <p>Person has never been in employment (purely occasional work, such as vacation work, compulsory military or community service are not to be considered as employment)</p> <p>Person has already been in employment (purely occasional work, such as vacation work, compulsory military or community service are not to be considered as employment)</p> <p>Not applicable (WSTATOR=1,2 or 9)</p> <p>No answer</p>	WSTATOR=3-5
YEARPR 85/88 Q	9999 blank	<p>Year in which person last worked</p> <p>4 digits of the year in which person last worked</p> <p>Not applicable (EXISTPR=0,9,blank)</p> <p>No answer</p> <p>Dissemination: usually via derived variable LEAVTIME</p>	EXISTPR=1
MONTHPR 89/90 Q	01-12 99 blank	<p>Month in which person last worked</p> <p>Number of the month in which person last worked</p> <p>Not applicable (YEARPR=9999, blank or REFYEAR-YEARPR >2)</p> <p>No answer</p> <p>Dissemination: usually via derived variable LEAVTIME</p>	YEARPR≠9999, blank and REFYEAR – YEARPR ≤ 2
LEAVREAS 91/92 Y	00 01 02 03 04 05 06 07	<p>Main reason for leaving last job or business</p> <p>Dismissed or made redundant</p> <p>A job of limited duration has ended</p> <p>Looking for children or incapacitated children (from 2006)</p> <p>Other personal or family responsibilities (includes code 02 before 2006)</p> <p>Own illness or disability</p> <p>Education or training</p> <p>Early retirement</p> <p>Normal retirement</p>	EXISTPR=1 and REFYEAR – YEARPR<8

STAPROPR 93 Q*	08	Compulsory military or community service	EXISTPR=1 and REFYEAR – YEARPR <8 (*) QUARTERLY only if having worked in the last 12 months YEARLY otherwise
	09	Other reasons	
	99	Not applicable (EXISTPR =0,9,blank, or EXISTPR =1 and did not work in last 8 years)	
	blank	No answer	
	Professional status in last job		
	1	Self-employed with employees	
	2	Self-employed without employees	
	3	Employee	
	4	Family worker	
	9	Not applicable (EXISTPR=0,9,blank or EXISTPR=1 and did not work in last 8 years)	
NACEPR2D 94/95 Q*	blank	No answer	EXISTPR=1 and REFYEAR – YEARPR<8 (*) QUARTERLY only if having worked in the last 12 months YEARLY otherwise
	Dissemination usually as follows:		
	0	Self-employed with or without employees	
	3	Employee	
	4	Family worker	
	9	Not applicable (EXISTPR=0,9,blank, or EXISTPR =1 and did not work in last 8 years)	
	blank	No answer	
	STAPROPR is aggregated in the anonymised microdata in this way; see corresponding chapter		
	Economic activity of the local unit in which person last worked (coded on 2 digits), NACE Rev.2 from 2008		
	For codification and data transmission from National Statistical Institutes to Eurostat, see chapter 'Classifications'		
NA11PR2D	NACE Rev. 1 from 1992 to 2007		EXISTPR=1 and REFYEAR – YEARPR<8 (*) QUARTERLY only if having worked in the last 12 months YEARLY otherwise
	Information collected using NACE 1970 in 1983-1992 for all countries (except Belgium in 1992), 1993-1994 for Germany.		
NA70PR2D	00	Not applicable (EXISTPR =0,9,blank or EXISTPR=1 and did not work in last 8 years)	EXISTPR=1 and REFYEAR – YEARPR<8 (*) QUARTERLY only if having worked in the last 12 months YEARLY otherwise
	blank	No answer	
Dissemination usually in aggregated form: NACEPR1D (for NACE Rev 2), NA11PR1D, NA11PRS (for NACE Rev 1) NACEPR is aggregated in the anonymised microdata in this way: NACEPR1D (for NACE Rev 2), NA11PR1D, NA11PRS (for NACE Rev 1); see corresponding chapter			
ISCOPR3D 96/98 Q*	Occupation of last job (coded on 3 digits) ISCO-88(COM) until 2010, ISCO-08 from 2011 onwards. No comparable information in 1983-1991		EXISTPR=1 and REFYEAR – YEARPR<8 (*) QUARTERLY only if having worked in the last 12 months YEARLY otherwise
	For codification and data transmission from National Statistical Institutes to Eurostat, see chapter 'Classifications'		
	999	Not applicable (EXISTPR=0,9,blank or EXISTPR=1 and did not work in last 8 years)	

	blank	<p>No answer</p> <p>Dissemination usually in aggregated form: ISCOPR1D ISCOPR is available in the anonymised microdata in this way: ISCOPR1D, ISCOPR3D for ISCO-08 from 2011 onwards, IS88PR1D, IS88PR3D for ISCO-88(COM) until 2010 – see corresponding chapter for some country-specific aggregations</p> <p>SEARCH FOR EMPLOYMENT</p>	
<p>SEEKWORK 99 Q</p>		<p>Seeking employment during previous four weeks</p> <p>1 Person has already found a job which will start within a period of at most 3 months</p> <p>2 Person has already found a job which will start in more than 3 months</p> <p>3 Person is not seeking employment and has not found any job to start later</p> <p>4 Person is seeking employment</p> <p>9 Not applicable ((WSTATOR=1,2 or 9 and SIGNISAL ≠ 3) or age equal or greater than 75)</p>	<p>(WSTATOR=3-5 or SIGNISAL=3) and Age<75</p>
<p>SEEKREAS 100 Y</p>		<p>Reasons for not searching an employment</p> <p>Person is not seeking employment because:</p> <p>1 - awaiting recall to work (persons on lay-off)</p> <p>2 - of own illness or disability</p> <p>3 - looking after children or incapacitated adults (from 2006)</p> <p>4 - of other personal or family responsibilities</p> <p>5 - of education or training</p> <p>6 - of retirement</p> <p>7 - of belief that no work is available</p> <p>8 - of other reasons</p> <p>9 Not applicable (SEEKWORK≠3)</p> <p>blank No answer</p>	<p>SEEKWORK=3</p>
<p>SEEKTYPE 101 Q</p>		<p>Type of employment sought (or found)</p> <p>The employment sought (for SEEKWORK=1,2 the employment found) is:</p> <p>1 as self-employed as employee :</p> <p>2 - and only full-time job is looked for (or has already been found)</p> <p>3 - and full-time job is sought, but if not available, part-time job will be accepted</p> <p>4 - and part-time job is sought, but if not available, full-time job will be accepted</p> <p>5 - and only part-time job is looked for (or has already been found)</p> <p>6 - and person did not state whether full-time or part-time job is looked for (or has already been found)</p> <p>9 Not applicable (SEEKWORK ≠ 1,2,4 and LOOKOJ ≠ 1)</p> <p>blank No answer</p>	<p>SEEKWORK=1, 2,4 or LOOKOJ=1</p>
<p>SEEKDUR 102 Q</p>	0	<p>Duration of search for employment</p> <p>Search not yet started</p>	<p>SEEKWORK=1,4 or LOOKOJ=1</p>

	1	Less than 1 month	
	2	1-2 months	
	3	3-5 months	
	4	6-11 months	
	5	12-17 months	
	6	18-23 months	
	7	24-47 months	
	8	4 years or longer	
	9	Not applicable (SEEKWORK ≠ 1,4 and LOOKOJ ≠ 1)	
	blank	No answer	
		Dissemination usually as follows:	
	1	Search not yet started or duration of search less than 6 months	
	2	6-11 months	
	3	1 year or longer	
	9	Not applicable (SEEKWORK ≠ 1,4 and LOOKOJ ≠ 1)	
	blank	No answer	
		SEEKDUR is aggregated in the anonymised microdata in this way; see corresponding chapter	
		METHODS USED DURING PREVIOUS FOUR WEEKS TO FIND WORK	
METHODA 103 Q		Contacted public employment office to find work	SEEKWORK=4 or LOOKOJ=1
	0	No	
	1	Yes	
	9	Not applicable (SEEKWORK≠4 and LOOKOJ≠1)	
METHODB 104 Q		Contacted private employment agency to find work	SEEKWORK=4 or LOOKOJ=1
	0	No	
	1	Yes	
	9	Not applicable (SEEKWORK≠4 and LOOKOJ≠1)	
METHODC 105 Q		Applied to employers directly	SEEKWORK=4 or LOOKOJ=1
	0	No	
	1	Yes	
	9	Not applicable (SEEKWORK≠4 and LOOKOJ≠1)	
METHODD 106 Q		Asked friends, relatives, trade unions, etc.	SEEKWORK=4 or LOOKOJ=1
	0	No	
	1	Yes	
	9	Not applicable (SEEKWORK≠4 and LOOKOJ≠1)	
METHODE 107 Q		Inserted or answered advertisements in newspapers or journals	SEEKWORK=4 or LOOKOJ=1
	0	No	
	1	Yes	
	9	Not applicable (SEEKWORK≠4 and LOOKOJ≠1)	
METHODF 108 Q		Studied advertisements in newspapers or journals	SEEKWORK=4 or LOOKOJ=1
	0	No	

METHODG 109 Q	1	Yes	SEEKWORK=4 or LOOKOJ=1
	9	Not applicable (SEEKWORK#4 and LOOKOJ#1)	
	0	Took a test, interview or examination	
METHODH 110 Q	1	No	SEEKWORK=4 or LOOKOJ=1
	9	Not applicable (SEEKWORK#4 and LOOKOJ#1)	
	0	Looked for land, premises or equipment	
METHODI 111 Q	1	Yes	SEEKWORK=4 or LOOKOJ=1
	9	Not applicable (SEEKWORK#4 and LOOKOJ#1)	
	0	Looked for permits, licences, financial resources	
METHODJ 112 Q	1	Yes	SEEKWORK=4 or LOOKOJ=1
	9	Not applicable (SEEKWORK#4 and LOOKOJ#1)	
	0	Awaiting the results of an application for a job	
METHODK 113 Q	1	Yes	SEEKWORK=4 or LOOKOJ=1
	9	Not applicable (SEEKWORK#4 and LOOKOJ#1)	
	0	Waiting for a call from a public employment office	
METHODL 114 Q	1	Yes	SEEKWORK=4 or LOOKOJ=1
	9	Not applicable (SEEKWORK#4 and LOOKOJ#1)	
	0	Awaiting the results of a competition for recruitment to the public sector	
METHODM 115 Q	1	Yes	SEEKWORK=4 or LOOKOJ=1
	9	Not applicable (SEEKWORK#4 and LOOKOJ#1)	
	0	Other method used	
WANTWORK 116 Q	1	No	SEEKWORK=3
	2	Yes	
	9	Not applicable (SEEKWORK ≠ 3)	
	blank	No answer	
AVAILABLE 117 Q		Availability to start working within two weeks If work were found now:	SEEKWORK=1,4 or WANTWORK=1,

<p>AVAIREAS 118 Y</p>	<p>1 2 9 blank</p>	<p>Person could start to work immediately (within 2 weeks) Person could not start to work immediately (within 2 weeks) Not applicable (SEEKWORK ≠ 1,4 and WANTWORK ≠ 1, blank and WISHMORE ≠ 1) No answer</p> <p>Reasons for not being available to start working within 2 weeks</p> <p>Person could not start to work immediately (within 2 weeks) because:</p> <p>1 - he/she must complete education or training 2 - he/she must complete compulsory military or community service 3 - he/she cannot leave present employment within two weeks due to period of notice 4 - of personal or family responsibilities (including maternity) 5 - of own illness or incapacity 6 - of other reasons 9 Not applicable (AVAILBLE ≠ 2) blank No answer</p>	<p>blank or WISHMORE=1</p> <p>AVAILBLE=2</p>
<p>PRESEEK 119 Y</p>	<p>1 2 3 4 5 6 9 blank</p>	<p>Situation immediately before person started to seek employment (or was waiting for new job to start)</p> <p>1 Person was working (including apprentices, trainees) 2 Person was in full-time education (excluding apprentices, trainees) 3 Person was conscript on compulsory military or community service 4 Person had domestic/family responsibilities 5 Other (e.g. retired) 9 Not applicable (SEEKWORK = 3,9) blank No answer</p>	<p>SEEKWORK=1,2,4</p>
<p>NEEDCARE 120 Y</p>	<p>1 2 3 4 9 blank</p>	<p>Need for care facilities (from 2006)</p> <p>Person is not searching for a job or is working part time because</p> <p>1 Suitable care services for children are not available or affordable 2 Suitable care services for ill, disabled, elderly are not available or affordable 3 Suitable care services for both children and ill, disabled and elderly are not available or affordable. 4 Care facilities do not influence decision for working part time or not searching for a job 9 Not applicable (FTPTREAS ≠ 3 and SEEKREAS ≠ 3) blank No answer</p>	<p>FTPTREAS=3 or SEEKREAS=3</p>
<p>REGISTER 121 Y</p>	<p>1 2 3</p>	<p>Registration at a public employment office</p> <p>1 Person is registered at a public employment office and receives benefit or assistance 2 Person is registered at a public employment office but does not receive benefit or assistance 3 Person is not registered at a public employment office but receives benefit or assistance</p>	<p>Everybody aged 15 to 74 years</p>

MAINSTAT 122 Y	4	Person is not registered at a public employment office and does not receive benefit or assistance	Everybody aged 15 years or more
	9	Not applicable (person aged less than 15 years or older than 74)	
	blank	No answer	
		MAIN LABOUR STATUS	
		Main status (since 1998 only, optional: not available for certain countries)	
	1	Carries out a job or profession, including unpaid work for a family business or holding, including an apprenticeship or paid traineeship, etc,	
	2	Unemployed	
	3	Pupil, student, further training, unpaid work experience	
	4	In retirement or early retirement or has given up business	
	5	Permanently disabled	
EDUCSTAT 123 Q	6	In compulsory military service	Everybody aged 15 years or more
	7	Fulfilling domestic tasks	
	8	Other inactive person	
	9	Not applicable (child less than 15 years)	
	blank	No answer	
		EDUCATION AND TRAINING - participation	
		Student or apprentice in regular education during the last 4 weeks (from 2003 onwards)	
	1	Has been a student or an apprentice	
	3	Person in regular education but on holidays (from 2006)	
	2	Has not been a student or apprentice	
EDUCLEVEL 209 Q	9	Not applicable (child less than 15 years)	EDUCSTAT=1,3
	Blank	No answer	
		Dissemination: see also derived variable EDUC4WN	
		Level of this education or training (from 2003 onwards - optional in 2003)	
		Codes from 2003 to 2013 (ISCED 97)	
	1	ISCED 1	
	2	ISCED 2	
	3	ISCED 3	
	4	ISCED 4	
	5	ISCED 5	
6	ISCED 6		
	Codes from 2014 onwards (ISCED 11)		
1	ISCED 1		
2	ISCED 2		
3	ISCED 3		
4	ISCED 4		
5	ISCED 5		
6	ISCED 6		
7	ISCED 7		
8	ISCED 8		
9	Not applicable (EDUCSTAT=2,9,blank)		
Blank	No answer		

<p>EDUCVOC</p> <p>210 Q</p>	<p>0</p> <p>7</p> <p>8</p> <p>9</p>	<p>Additional codes for correspondence with 1998-2002 data: Training that is not allocated to the ISCED classification (e.g.: language courses, computer courses, seminars ...)</p> <p>ISCED 1-2</p> <p>ISCED 3-4</p> <p>Not applicable (EDUC4WN=0,9,blank)</p>	<p>EDUC4WN=1</p>
<p>EDUCFILD</p> <p>125/127 Y</p>	<p>1</p> <p>2</p> <p>9</p> <p>Blank</p>	<p>Orientation of this education (from 2014 onwards)</p> <p>General</p> <p>Vocational</p> <p>Not applicable (EDUCLEVEL ≠ 3,4)</p> <p>No answer</p>	<p>EDUCLEVEL = 3, 4</p>
<p>COURATT</p> <p>128 Q</p>	<p>000</p> <p>100</p> <p>200</p> <p>222</p> <p>300</p> <p>400</p> <p>420</p> <p>440</p> <p>460</p> <p>481</p> <p>482</p> <p>500</p> <p>600</p> <p>700</p> <p>800</p> <p>900</p> <p>999</p> <p>Blank</p>	<p>Field of this education or training (from 2003 to 2013 - optional)</p> <p>General programmes</p> <p>Teacher training and education science</p> <p>Humanities, languages and arts</p> <p>Foreign languages</p> <p>Social sciences, business and law</p> <p>Science, mathematics and computing</p> <p>Life science (including Biology and Environmental science)</p> <p>Physical science (including Physics, Chemistry and Earth science)</p> <p>Mathematics and statistics</p> <p>Computer science</p> <p>Computer use</p> <p>Engineering, manufacturing and construction</p> <p>Agriculture and veterinary</p> <p>Health and welfare</p> <p>Services</p> <p>Unknown</p> <p>Not applicable (EDUCSTAT=2,9,blank or EDUCLEVEL ≠ 3-6)</p> <p>No answer</p> <p>Dissemination: no equivalent variable before 2003</p>	<p>EDUCSTAT=1,3 and EDUCLEVEL= 3-6</p>
<p>COURLEN</p> <p>129/131 Q</p>	<p>1</p> <p>2</p> <p>9</p> <p>Blank</p>	<p>Did you attend any courses, seminars, conferences or received private lessons or instructions outside the regular education system (hereafter mentioned as taught learning activities) within the last 4 weeks (from 2003 onwards)</p> <p>Yes</p> <p>No</p> <p>Not applicable (child less than 15 years)</p> <p>No answer</p> <p>Dissemination: see also derived variable EDUC4WN</p>	<p>Everybody aged 15 years or more</p>
<p>COURATT</p> <p>128 Q</p>	<p>1</p> <p>2</p> <p>9</p> <p>Blank</p>	<p>Number of hours spent on all taught learning activities within the last 4 weeks (from 2003 onwards - optional in 2003)</p>	<p>COURATT=1</p>

<p>COURPURP 132 Y</p>	<p>3 digits 999 Blank</p>	<p>Number of hours Not applicable (COURATT=2,9,blank) No answer</p> <p>Dissemination: see also derived variables LENTR4WN for 1998-2002, and LENTR4W and HWUSTRAI for 1992-2002</p> <p>Purpose of the most recent taught learning activity (from 2003 onwards - optional)</p> <p>1 Mostly job related (professional) 2 Mostly personal/ social 9 Not applicable (COURATT=2,9,blank) Blank No answer</p> <p>Dissemination: see also derived variables PURP4WN for 1998-2002 and PURP4W for 1992-2002, concerning all education and training activities</p>	<p>COURATT=1</p>
<p>COURFILD 133/135 Y</p>	<p>000 100 200 222 300 400 420 440 460 481 482 500 600 700 800 900 999 Blank</p> <p>000 010 020 030 040 050 060 070 080 090 100 888 999 Blank</p>	<p>Field of the most recent taught learning activity (from 2003 onwards - optional)</p> <p>Codes from 2003 to 2015</p> <p>General programmes Teacher training and education science Humanities, languages and arts Foreign languages Social sciences, business and law Science, mathematics and computing Life science (including Biology and Environmental science) Physical science (including Physics, Chemistry and Earth science) Mathematics and statistics Computer science Computer use Engineering, manufacturing and construction Agriculture and veterinary Health and welfare Services Unknown Not applicable (COURATT=2,9,blank) No answer</p> <p>Codes from 2016</p> <p>Generic programmes and qualifications Education Arts and humanities Social sciences, journalism and information Business, administration and law Natural sciences, mathematics and statistics Information and communication technologies Engineering, manufacturing and construction Agriculture, forestry, fisheries and veterinary Health and welfare Services Unknown or unspecified Not applicable (COURATT=2,9,blank) No answer</p> <p>Dissemination: no equivalent variable before 2003</p>	<p>COURATT=1</p>

<p>COURWORH 136 Y</p>		<p>Did the most recent taught learning activity take place during paid working hours? (from 2003 onwards - optional)</p> <p>1 Only during paid working hours 2 Mostly during paid working hours 3 Mostly outside paid working hours 4 Only outside paid working hours 5 No job at that time 9 Not applicable (COURATT=2,9,blank) Blank No answer</p> <p>Dissemination: no equivalent variable before 2003</p> <p>EDUCATION AND TRAINING – highest attainment level</p>	<p>COURATT=1</p>
<p>HATLEVEL 197/199 Q</p>		<p>Highest educational attainment level</p> <p>Codes from 1998 to 2013 (ISCED 97)</p> <p>00 No formal education or below ISCED 1 10 (2) ISCED 0-1 11 ISCED 1 21 ISCED 2 22 ISCED 3c (shorter than 2 years) 31 ISCED 3c (2 years and more) 32 ISCED 3a,b 30 ISCED 3 (without distinction a, b or c possible, 2 y+) 33 (2) ISCED 3c (3 years or longer) or ISCED 4c 34 (2) ISCED 3b or ISCED 4b 35 (2) ISCED 3a or ISCED 4a 36 (1) ISCED 3 or 4 (without distinction a, b or c possible) 41 ISCED 4a,b 42 ISCED 4c 43 ISCED 4 (without distinction a, b or c possible) 51 ISCED 5b 52 ISCED 5a 60 ISCED 6 99 Not applicable (child less than 15 years) Blank No answer</p> <p>(1) According to 2001/2002 codification this code contains only ISCED 3 levels without distinction a, b or c possible but of various lengths. (2) Codes valid for the years 1998-2000 only</p> <p>Codes from 2014 onwards (ISCED 11)</p> <p>000 No formal education or below ISCED 1 100 ISCED 1 200 ISCED 2 (incl. ISCED 3 programmes of duration of less than 2 years) 302 ISCED 3 programme of duration of 2 years and more, sequential (i.e. access to next ISCED 3 programme only) 303 ISCED 3 programme of duration of 2 years and more, terminal or giving access to ISCED 4 only 304 ISCED 3 with access to ISCED 5, 6 or 7 300 ISCED 3 programme of duration of 2 years and more, without possible distinction of access to other ISCED levels 400 ISCED 4</p>	<p>Everybody aged 15 years or more</p>

<p>HATYEAR 200/203 Y</p> <p>Y</p>	<p>500 600 700 800 999 Blank</p> <p>9999 Blank</p>	<p>ISCED 5 ISCED 6 ISCED 7 ISCED 8 Not applicable (child less than 15 years) No answer</p> <p>Dissemination: complete variable as HAT97LEV (until 2013) and HAT11LEV (from 2014) respectively. Highest educational attainment level usually as derived variable HATLEV1D aggregated to 3 levels (also for data before 1998)</p> <p>Year when this level was successfully completed (since 1998, different filters from 2003/2014 onwards)</p> <p>Codes from 2003 onwards The 4 digits of the year when highest level of education was successfully completed</p> <p>Not applicable (HATLEVEL=00,99,blank and 000,999,blank respectively) No answer</p> <p>Codes for 1998-2002 The 4 digits of the year when highest level of education or training was successfully completed</p> <p>Not applicable (child less than 15 years) No answer</p>	<p>HATLEVEL=11-60 (2003-2013) HATLEVEL=100-800 (from 2014)</p> <p>Everybody aged 15 years or more</p>
<p>HATVOC 204 Q*</p>		<p>Orientation of this level (from 2014 onwards)</p>	<p>HATLEVEL=300-400 and (15 <= AGE <= 34 or (AGE > 34 and REFYEAR-HATYEAR <=15))</p> <p>(*) QUARTERLY only if 15 <= AGE <= 34, YEARLY otherwise</p>
<p>HATFIELD 205/208 Y</p>	<p>1 2 9 Blank</p>	<p>General Vocational Not applicable (HATLEVEL ≠ 300 to 400 or (AGE > 34 and REFYEAR-HATYEAR > 15)) No answer</p> <p><i>Field of this level (from 2003 onwards)</i></p>	<p>HATLEVEL=22-60 (2003-2013) HATLEVEL=300-800 and (15 <= AGE <= 34 or (AGE > 34 and REFYEAR-HATYEAR <=15))</p>

			(from 2014)
		Codes from 2003 to 2015	
	000	General programmes	
	100	Teacher training and education science	
	200	Humanities, languages and arts	
	222	Foreign languages	
	300	Social sciences, business and law	
	400	Science, mathematics and computing (no distinction possible)	
	420	Life science (including Biology and Environmental science)	
	440	Physical science (including Physics, Chemistry and Earth science)	
	460	Mathematics and statistics	
	481	Computer science	
	482	Computer use	
	500	Engineering, manufacturing and construction	
	600	Agriculture and veterinary	
	700	Health and welfare	
	800	Services	
	900	Unknown	
	999	Not applicable (HATLEVEL= 00,11,21,99, blank and HATLEVEL ≠ 300 to 800 or (AGE > 34 and REFYEAR-HATYEAR > 15)) respectively)	
	Blank	No answer	
		Codes from 2016	
	000	Generic programmes and qualifications	
	010	Education	
	020	Arts and humanities	
	030	Social sciences, journalism and information	
	040	Business, administration and law	
	050	Natural sciences, mathematics and statistics	
	060	Information and communication technologies	
	070	Engineering, manufacturing and construction	
	080	Agriculture, forestry, fisheries and veterinary	
	090	Health and welfare	
	100	Services	
	888	Unknown or unspecified	
	999	Not applicable (HATLEVEL ≠ 300 to 800 or (AGE > 34 and REFYEAR –HATYEAR > 15))	
	Blank	No answer	
		Dissemination: no equivalent variable before 2003. Full list of ISCED 1997 – field of education – 3-digit codes available from 2009 to 2013 on an optional basis	
		SITUATION ONE YEAR BEFORE SURVEY	
		Situation with regard to activity one year before survey	Everybody aged 15 years or more
	1	Carries out a job or profession, including unpaid work for a family business or holding, including an apprenticeship or paid traineeship, etc,	
	2	Unemployed	
	3	Pupil, student, further training, unpaid work experience	
	4	In retirement or early retirement or has given up business	
	5	Permanently disabled	
	6	In compulsory military service	
WSTAT1Y 146 Y			

<p>STAPRO1Y 147 Y</p>	<p>7 8 9 blank</p> <p>1 2 3 4 9 blank</p> <p>0 3 4 9 blank</p>	<p>Fulfilling domestic tasks Other inactive person Not applicable (child less than 15 years) No answer</p> <p>Note: Because of conceptual differences, WSTAT1Y can be directly compared with MAINSTAT, but not with ILOSTAT</p> <p>Professional status one year before survey</p> <p>Self-employed with employees Self-employed without employees Employee Family-worker Not applicable (WSTAT1Y=2-9, blank) No answer</p> <p>Dissemination usually as follows: Self-employed with or without employees Employee Family worker Not applicable (WSTAT1Y ≠ 1) No answer</p> <p>STAPRO1Y is aggregated in the anonymised microdata in this way; see corresponding chapter</p>	<p>WSTAT1Y=1</p>
<p>NACE1Y2D 148/149 Y</p>		<p>Economic activity of local unit in which person was working one year before survey (coded on 2 digits), NACE Rev.2 from 2008</p> <p>For codification and data transmission from National Statistical Institutes to Eurostat, see chapter 'Classifications'</p>	<p>WSTAT1Y=1</p>
<p>NA111Y2D</p>		<p>NACE Rev. 1 from 1992 to 2007</p>	
<p>NA701Y2D</p>	<p>00 blank</p>	<p>Information collected using NACE 1970 in 1983-1992 for all countries (except Belgium in 1992), 1993-1994 for Germany.</p> <p>Not applicable (WSTAT1Y ≠ 1) No answer</p> <p>Dissemination usually in aggregated form: NACE1Y1D (NACE Rev 2), NA111Y1D, NA111YS (NACE Rev 1) NACE1Y is aggregated in the anonymised microdata in this way: NACE1Y1D (NACE Rev 2), NA111Y1D, NA111YS (NACE Rev 1); see corresponding chapter</p>	
<p>COUNTR1Y 150/151 Y</p>	<p>99 blank</p>	<p>Country of residence one year before survey</p> <p>ISO country classification - for codification and data transmission from National Statistical Institutes to Eurostat, see chapter 'Classifications'</p> <p>Not applicable (child less than one year old) No answer</p>	<p>Everybody aged 1 year or more</p>
<p>REGION1Y 152/153 Y</p>		<p>Region of residence one year before survey</p> <p>NUTS 2 - for codification and data transmission from National</p>	<p>Everybody aged 1 year or more</p>

<p>INCDECIL 154/155 Y</p>	<p>00 99 blank</p>	<p>Statistical Institutes to Eurostat, see chapter 'Classifications'</p> <p>Internal code: no information delivered</p> <p>Not applicable (person who has changed country of residence or child less than one year old)</p> <p>No answer</p> <p>Anonymised microdata: see corresponding chapter for some country-specific aggregations</p> <p>INCOME</p> <p>Monthly (take home) pay from main job</p> <p>Optional from 1998 to 2008 - available for certain countries only. Compulsory from 2009. Delivery with up to 21 months delay according to the regulation. Numbers in deciles.</p> <p>01 Below the 1st decile 02 Between the 1st and the 2nd decile 03 Between the 2nd and the 3rd decile 04 Between the 3rd and the 4th decile 05 Between the 4th and the 5th decile 06 Between the 5th and the 6th decile 07 Between the 6th and the 7th decile 08 Between the 7th and the 8th decile 09 Between the 8th and the 9th decile 10 More or equal to the 9th decile 99 Not applicable (STAPRO ≠ 3) blank No answer</p> <p>Anonymised microdata: see corresponding chapter for treatment of data for 1998 to 2008</p> <p>TECHNICAL ITEMS RELATING TO THE INTERVIEW</p>	<p>STAPRO=3</p>
<p>REFYEAR 156/159 Q</p>		<p>Year of survey</p> <p>4 digits of the year</p>	<p>everybody</p>
<p>REFWEEK 160/161 Q</p>		<p>Reference week</p> <p>Number of the week running from Monday to Sunday</p>	<p>everybody</p>
<p>INTWEEK 162/163 Q</p>		<p>Interview week</p> <p>Number of the week running from Monday to Sunday</p>	<p>everybody</p>
<p>COUNTRY 164/165 Q</p>		<p>Country</p> <p>ISO country classification - for codification and data transmission from National Statistical Institutes to Eurostat, see chapter 'Classifications'</p>	<p>everybody</p>
<p>REGION 166/167 Q</p>	<p>00</p>	<p>Region of household</p> <p>NUTS 2 - for codification and data transmission from National Statistical Institutes to Eurostat, see chapter 'Classifications'</p> <p>Internal code: no information delivered</p> <p>Anonymised microdata: see corresponding chapter for some country-specific aggregations</p>	<p>everybody</p>

<p>DEGURBA 168 Q</p>		<p>Degree of urbanisation</p> <p>1 Densely populated area 2 Intermediate area 3 Thinly populated area</p>	<p>everybody</p>
<p>QHHNUM 169/174 Q</p>		<p>Quarter (derived variable) and serial number of household</p> <p>Serial household numbers are allocated by the national statistical institutes and remain the same for all waves. Records relating to different members of the same household carry the same serial number</p> <p>Anonymised microdata: see corresponding chapter for the treatment of household numbers in the context of suppression of wave-information, i.e. the non-possibility to track persons across datasets</p>	<p>everybody</p>
<p>HHTYPE 175 Q</p>	<p>1 2 3 4 5</p>	<p>Type of household</p> <p>1 Person living in a private household (or permanently in a hotel) and surveyed in this household 2 Person living in an institution and surveyed in this institution 3 Person living in an institution but surveyed in this private household 4 Person living in another private household on the territory of the country but surveyed in this household of origin 5 Person living outside the territory of the country (old code used until 1997)</p>	<p>everybody</p>
<p>HHINST 176 Q</p>	<p>1 2 3 4 5 6 7 9 blank</p>	<p>Type of institution</p> <p>1 Educational institution 2 Hospital 3 Other welfare institution 4 Religious institution (not already included in 1-3) 5 Workers' hostel, working quarters at building sites, student hostel, university accommodation, etc. 6 Military establishment 7 Other (e.g. prison) 9 Not applicable (HHTYPE=1,4) blank No answer</p>	<p>HHTYPE=2,3</p>
<p>COEFFY 177/182 Y</p>	<p>0000-9999 00-99</p>	<p>Yearly weighting factor</p> <p>Numbers in thousands</p> <p>Codes for data transmission to Eurostat</p> <p>0000-9999 Cols 177-180 contain whole numbers 00-99 Cols 181-182 contain decimal places</p> <p>Dissemination: also called COEFF/VALUE/POP in extractions based on yearly data Anonymised microdata: included as COEFF in yearly datasets</p>	<p>everybody</p>
<p>COEFFQ 183/188 Q</p>		<p>Quarterly weighting factor</p>	<p>everybody</p>

<p>COEFFH 189/194 Y</p>	<p>0000-9999 00-99</p>	<p>Numbers in thousands</p> <p>Codes for data transmission to Eurostat Cols 183-186 contain whole numbers</p> <p>Cols 187-188 contain decimal places</p> <p>Dissemination: also called COEFF/VALUE/POP in extractions based on quarterly data Anonymised microdata: included as COEFF in quarterly datasets</p> <p>Yearly weighting factor of the sample for household characteristics (in the case of a sample of individuals)</p> <p>Numbers in thousands</p> <p>Codes for data transmission to Eurostat Cols 189-192 contain whole numbers</p> <p>Cols 193-194 contain decimal places</p> <p>Dissemination: also called COEFF/VALUE/POP in extractions based on household data Anonymised microdata: included as COEFFH in yearly datasets if it differs from the yearly coefficient (not yet implemented in 2010 release – special household samples still delivered in special files)</p>	
<p>INTWAVE 195 Q</p>	<p>0000-9999 00-99</p>	<p>Sequence number of the survey wave</p>	<p>everybody</p>
<p>INTQUEST 196 Q</p>	<p>1-8</p>	<p>Sequence number of the wave</p> <p>Questionnaire used</p> <p>1 Only core variables 2 Whole questionnaire</p>	<p>everybody</p>

b. Derived variables for standard labour market analyses (codification)

In this document, a distinction is made between the core variables as they appear in Commission regulation (EC) No. 377/2008 and variables that are calculated by Eurostat. The variables in this section are variables for standard labour market analyses directly based on the set of core variables available for each quarter / year. See section 'Derived variables for standard labour market analyses (explanatory notes)' for more details.

Variable name	Code	Description	Filter/Remarks (Standard codification)
AGE Q		<p>DEMOGRAPHIC BACKGROUND / HOUSEHOLD INFORMATION</p> <p>Age of interviewed person Single years Dissemination: usually in 5-year age bands (0-4, 5-9 etc) AGE is aggregated in the anonymised microdata in these 5-year age bands; see corresponding chapter</p>	everybody
AGERESID Q		<p>Age at which person last established their usual residence in the country (available from 2008 onwards with detailed YEARESID codes) Single years Born in the country (or arrived at age less than 1) No answer Dissemination: usually in 5-year age bands (1-4, 5-9 etc) AGERESID is aggregated in the anonymised microdata in these 5-year age bands; see corresponding chapter</p>	everybody
HHXXXX Y	0 blank	<p>Derived variables in order to allow household analyses: see next section focusing on household variables</p> <p>LABOUR STATUS</p>	HHPRIV=1
ILOSTAT Q		<p>ILO working status</p> <p>1 Employed 2 Unemployed 3 Inactive 4 Compulsory military service 9 Persons less than 15 years old</p>	everybody
NA11S Q	0 1 2 9 blank	<p>EMPLOYMENT CHARACTERISTICS OF MAIN AND SECOND JOB</p> <p>Economic activity of the local unit (main job) by sector. NACE Rev 1 from 1992 to 2007</p> <p>0 Agriculture 1 Industry 2 Service 9 Not applicable (WSTATOR=3-5,9) No answer</p>	WSTATOR=1,2

ISCO1D Q		Occupation (ISCO at 1 digit level, delivered as 3-digit variable to distinguish group 9 and not applicable) ISCO-88(COM) until 2010, ISCO-08 from 2011 onwards For codification, see chapter 'Classifications'	WSTATOR=1,2
	999 blank	Not applicable (WSTATOR=3-5,9) No answer	
STARTIME Q		Time since person started to work	WSTATOR=1,2
	0-998 999 .	Time in months since the person started current employment Not applicable (WSTATOR=3-5,9) No answer	
NA112JS Q		Economic activity of the local unit (second job) by sector. NACE Rev 1 from 1992 to 2007	EXIST2J=2
	0 1 2 9 blank	Agriculture Industry Service Not applicable (EXIST2J ≠ 2) No answer	
		PREVIOUS WORK EXPERIENCE OF PERSON NOT IN EMPLOYMENT	
LEAVTIME Q		Time since person last worked	EXISTPR=1
	0-998 999 .	Time in months since the person last worked Not applicable (EXISTPR ≠ 1) No answer	
LEAVCLAS Q		Time since person last worked (classes)	EXISTPR=1
	1 2 3 4 5 6 7 8 blank	Less than 1 month 1-2 months 3-5 months 6-11 months 12-17 months 18-23 months 24-47 months 4 years or longer otherwise	
NA11PRS Q/Y		Economic activity of the local unit (previous job) by sector. NACE Rev 1 from 1992 to 2007	EXISTPR=1 and REFYEAR – YEARPR<8
	0 1 2 9 blank	Agriculture Industry Service Not applicable (EXISTPR=0,9,blank or EXISTPR=1 and did not work in last 8 years) No answer	
ISOPR1D Q/Y		Occupation in previous job (ISCO at 1 digit level, delivered as 3-digit variable to distinguish group 9 and not applicable)	EXISTPR=1 and REFYEAR- YEARPR<8

<p>DURUNE Q</p>	<p>999 blank</p> <p>0 1 2 3 4 5 6 7 8 9 blank</p> <p>1 2 3 9 blank</p>	<p>ISCO-88(COM) until 2010, ISCO-08 from 2011 onwards For codification, see chapter 'Classifications'</p> <p>Not applicable (EXISTPR=0,9,blank or EXISTPR=1 and did not work in last 8 years) No answer</p> <p>SEARCH FOR EMPLOYMENT</p> <p>Duration of unemployment</p> <p>Currently no job search activity (job already found) Less than 1 month 1-2 months 3-5 months 6-11 months 12-17 months 18-23 months 24-47 months 4 years or longer Not applicable (ILOSTAT ≠ 2) No answer</p> <p>Dissemination usually as follows: Currently no job search activity or duration of unemployment less than 6 months 6-11 months 1 year or longer Not applicable (ILOSTAT ≠ 2) No answer</p> <p>DURUNE is aggregated in the anonymised microdata in this way; see corresponding chapter</p>	<p>ILOSTAT=2</p>
<p>HATLEV1D Q</p>	<p>L M H 9 blank</p>	<p>EDUCATION AND TRAINING</p> <p>Level of education</p> <p>Low: Lower secondary Medium: Upper secondary High: Third level Not applicable (child less than 15 years old) No answer</p>	<p>everybody aged 15 or more</p>
<p>EDUC4WN Q</p>	<p>0 1 9 blank</p>	<p>Education or training received during previous four weeks (1992-2002, derived from 2003 onwards)</p> <p>Received no education or training Received some education or training Not applicable (child less than 15 years) No answer</p> <p>EDUC4WN is derived from EDUCSTAT and COURATT from 2003 or 2004 onwards depending on a country's transition to new education variables</p>	<p>everybody aged 15 years or more</p>
<p>NA111YS Y</p>		<p>SITUATION ONE YEAR BEFORE THE SURVEY</p> <p>Economic activity of the local unit one year before survey by sector. NACE Rev 1 from 1992 to 2007</p>	<p>WSTAT1Y=1</p>

	0 1 2 9 blank	Agriculture Industry Service Not applicable (WSTAT1Y ≠ 1) No answer	
		TECHNICAL ITEMS RELATING TO THE INTERVIEW	
REM Q		Reference month	everybody
	01-12	Month (January - December)	
QUARTER Q		Fixed reference quarter	everybody
	Q1-Q4 _A	Quarter 1 to 4 of the survey year in annual files	
YEAR Q		Fixed reference year	everybody
		Survey year coded as 4 characters	
HHPRIV Q		Classification of individuals (private household members)	everybody
	1 2 blank	Living in a private household Living in an institutional household No answer	
		Dissemination: usually for private household members only, i.e. restriction to HHPRIV=1	

c. Derived household variables (codification)

LFS core household information and its availability

Most national labour force surveys collect information on household variables as required by the LFS legislation, i.e.

- household identifiers (variables grouping the household members into and ordering them within a household): HHNUM, HHSEQNUM,
- referential variables (variables setting the relationships between the individuals within a household): HHLINK, HHSPOU, HHFATH, HHMOTH.

The referential variables are part of the LFS collection of structural (yearly) variables. Their availability determines the scope of additional household variables that could be derived from the data.

Table 1 summarizes the data availability by country. The heading 'basic data' indicates that the only variable available for describing the relationships between the individuals within a household is HHLINK, i.e. relationship to the reference person in the household. However, the household information carried by this variable fully depends on the choice of the reference person; hence the development of more complex household indicators often requires some approximations. Heading 'detailed data' implies the availability of the full set of the 'relationship' variables foreseen in the EU LFS legislation: HHLINK is supported by information given through HHSPOU, HHFATH, and HHMOTH.

TABLE 1: AVAILABILITY OF HOUSEHOLD INFORMATION

Countries	Basic data	Detailed data	Countries	Basic data	Detailed data
	available from			available from	
BE	1983	1998	NL	1983	2000
BG	2001	2004	AT	1995	2004
CZ	1997	2002	PL ²	2003	2003
DK	2002 ¹	2010 ⁴	PT	1986	1998
DE	1983	1999	RO	1997	2002
EE	1998	1998	SI ³	1996	2002
IE	1983	2006	SK	1998	2003
EL	1983	1999	FI ⁴	2003	2003
ES	1986	1999	SE ⁴	2009	2009
FR	1983	2003	UK	1983	1998
HR	2002	2002			
IT	1983	2004	MK	2006	2006
CY	1999	1999	TR	2006	2006
LV	2001	2002			
LT	2002	2002	IS	-	-
LU	1983	1998	NO	-	-
HU	2000	2000	CH	-	-
MT	2000	2003			

¹ Only limited household-related information (household identification, ILO labour status and main status of household members) is collected via special proxy interviews based on a reduced yearly sample which cannot be directly linked with other existing core LFS data.

² Household structural data are available from 2003. Before 2006: no weights assigned to persons aged less than 15.

³ No data available for 1998 and 1999.

⁴ Special household sub-samples as defined in article 2(4) of regulation 577/98. For DK and SE, households consisting of persons aged 75+ only are not covered.

Standard derived household variables, used for constructing the household indicators disseminated for the EU LFS, are defined in the following. They refer to the household size, composition, its age structure, i.e. number of persons/children (of a certain age) in the household, and its main social features like demographic and social background of the parents (country of birth, nationality, level of highest education attained) and working status of the household members.

The indicators are available in Eurostat public database from 2005 onwards. They are based on LFS household variables which can be grouped in the following way:

HHPERS: distinction child vs adult

A main conceptual issue related to household statistics is the distinction between child and adult. A child is defined as a household member aged less than 25 years and in full social and economic dependence from other household member/-s (parents/ adults). All household members aged below 15 are by default considered 'children', whereas an additional check on the social and economic dependence is required for the household members aged between 15 and 24. The check is based on the LFS variables determining whether a person is living in a common household with a parent (HHMOTH/HHFATH) and whether a person perceives her-/himself as economically inactive (MAINSTAT) or, in lack of this information, is considered inactive according to the ILO definition or works for a very limited number of hours (less than 10 hours a week).

Distinction: child vs adult

	Social and economic dependence				
	Living with parent(-s)	yes		no	
		Economic status	active	inactive/na	active
AGE	<15	-	HHPERS=1	-	HHPERS=3
	15=< <25	HHPERS=4	HHPERS=2	HHPERS=4	HHPERS=4
	25=<	HHPERS=4	HHPERS=4	HHPERS=4	HHPERS=4

Variable name	Code	Description
HHPERS (*)	1	A child aged less than 15 living with his/her own father/mother
	2	A child aged 15 to 24, living with his/her own father/mother and economically inactive ⁽¹⁾
	3	A child aged less than 15 not living with his/her own father/mother
	4	An adult

(*) denotes that 'detailed data' is necessary for the compilation of the variable, and the time span for which it is available is given in table 1.

(1) The economic inactivity is defined on the basis of the main status or the ILO status in case of no answers (employment is then defined on the basis of at least 10 hours usually worked per week).

HHPERS is also used as an auxiliary variable for constructing more complex indicators on household composition below.

**HHPARENT, HHPARTNR, HHCHILDR: used for confirming the existence of relatives/
partner in the same household**

	HHPARENT			HHPARTNR	HHCHILDR
	Only mother	Only father	Both parents	Spouse/cohabiting partner	Own child /children
In the same household	HHPARENT=2	HHPARENT=1	HHPARENT=3	HHPARTNR=1	HHCHILDR=1
Not in the same household	-	-	HHPARENT=4	HHPARTNR=2	HHCHILDR=2
' '	Blank/not specified				
'9'	Not applicable (HHPRIV=2)				

Variable name	Code	Description
HHPARENT(*)	1	The father of the person is in the same household
	2	The mother of the person is in the same household
	3	Both father and mother are in the same household
	4	The father and mother are not in the same household
	Blank	Not specified
	9	Not applicable (not a private household)
HHPARTNR(*)	1	The spouse or cohabiting partner of the person is in the same household
	2	The spouse or cohabiting partner of the person is not in the same household
	Blank	Not specified
	9	Not applicable (not a private household)
HHCHILDR(*)	1	Child(ren) of the person is in the same household
	2	Child(ren) of the person is not in the same household
	Blank	Not specified
	9	Not applicable (not a private household)

(*) denotes that 'detailed data' is necessary for the compilation of the variable, and the time span for which it is available is given in table 1.

**HATLMOTH etc: used for determining social characteristics of individual's parents
(country of birth/ nationality/ level of education)**

HATLMOTH(*)		Education level of the mother (if she lives in the same household, same codification as the core variable HATLEV1D)
	L	Low education level
	M	Medium education level
	H	High education level
	8	The mother of the person is not in the same household

	Blank 9	No answer Not applicable (not a private household)
HATLFATH(*)	L M H 8 Blank 9	Education level of the father (<u>if he lives in the same household</u> , same codification as the core variable HATLEV1D) Low education level Medium education level High education level The father of the person is not in the same household No answer Not applicable (not a private household)
COUBMOTH(*)	98 Blank 99	Country of birth of the mother (<u>if she lives in the same household</u>) <i>same codification as the core variable COUNTRYB</i> The mother of the person is not in the same household No answer Not applicable (born in the country or not a private household)
COUBFATH(*)	98 Blank 99	Country of birth of the father (<u>if he lives in the same household</u>) <i>same codification as the core variable COUNTRYB</i> The father of the person is not in the same household No answer Not applicable (born in the country or not a private household)
NATMOTH(*)	98 Blank 99	Nationality of the mother (<u>if she lives in the same household</u>) <i>same codification as the core variable NATIONAL</i> The mother of the person is not in the same household No answer Not applicable (not a private household)
NATFATH(*)	98 Blank 99	Nationality of the father (<u>if he lives in the same household</u>) <i>same codification as the core variable NATIONAL</i> The father of the person is not in the same household No answer Not applicable (not a private household)

(*) denotes that 'detailed data' is necessary for the compilation of the variable, and the time span for which it is available is given in table 1.

Variables describing the household composition

Household size can be measured by the number of all persons constituting a common household, irrespective of their age. However, the LFS data collection allows determining the age structure of the household and counting the number of persons of a given age as well. The following derived variables can be used for this purpose:

Household size and age structure

Variable name	Code	Description
HHNBERS	00-98	Total number of persons in the household (irrespective of age)
	Blank	Not specified
	99	Not applicable (not a private household)
HHNB0014	00-98	Number of children in the household (aged less than 15 years)
	Blank	Not specified
	99	Not applicable (not a private household)
HHNBOLD	00-98	Number of persons aged 65 or older in the household
	Blank	Not specified
	99	Not applicable (not a private household)
HHNBCHLD(*)	00-98	Number of children in the household (aged less than 25 years), based on HHPERS code 1, 2 and 3
	Blank	Not specified
	99	Not applicable (not a private household)

(*) denotes that 'detailed data' is necessary for the compilation of the variable, and the time span for which it is available is given in table 1.

Number of children per age group

Variable name	Code	Description
HHNBCH2	00-98	Number of persons between 0 and 2 years in the household
	Blank	Not specified
	99	Not applicable (not a private household)
HHNBCH5	00-98	Number of persons between 3 and 5 years in the household
	Blank	Not specified
	99	Not applicable (not a private household)
HHNBCH8	00-98	Number of persons between 6 and 8 years in the household
	Blank	Not specified
	99	Not applicable (not a private household)
HHNBCH11	00-98	Number of persons between 9 and 11 years in the household

	Blank 99	Not specified Not applicable (not a private household)
HHNBCH14	00-98 Blank 99	Number of persons between 12 and 14 years in the household Not specified Not applicable (not a private household)
HHNBCH17 (*)	00-98 Blank 99	Number of children between 15 and 17 years (in the household), based on HHPERS code 2. Not specified Not applicable (not a private household)
HHNBCH24(*)	00-98 Blank 99	Number of children between 18 and 24 years (in the household), based on HHPERS code 2. Not specified Not applicable (not a private household)

(*) denotes that 'detailed data' is necessary for the compilation of the variable, and the time span for which it is available is given in table 1.

For the sake of simplicity, the count of children for the variables HHNBCH2 to HHNBCH14 is done without a differentiation between children living with their own parent(s) or not.

Age of the youngest child

Variable name	Code	Description
HHAGEYG(*)	0-24 Blank 99	Age of the youngest child in the household (aged less than 25 years) based on HHPERS codes 1, 2 and 3. Not specified Not applicable (not a private household)
HHAGE14(*)	0-14 Blank 99	Age of the youngest child in the household (aged less than 15 years) Not specified Not applicable (not a private household)

(*) denotes that 'detailed data' is necessary for the compilation of the variable, and the time span for which it is available is given in table 1.

HHCOMP: aggregated household composition

Based on HHPERS, the variable HHCOMP (household composition) distributes households according to the number of adults and children. Priority is given to the presence of at least one child aged less than 15 (living with his/her parent(s): HHPERS code 1). If this is not the case, the presence of a dependent child aged 15-24 (HHPERS code 2) is verified. If this is again not the case, the loop ends with looking for the presence of other children aged less than 15. This implies that a couple with one child aged 14 and another one studying and aged 24, is classified as a couple with at least one child aged less than 15 (HHCOMP code 21).

	AT LEAST ONE			One adult	More than one adult	
	NOT OWN	OWN			A couple	others
	aged below 15	aged 15 -24				
	Children	-	yes	-	HHCOMP=11	HHCOMP=21
-		no	yes	HHCOMP=12	HHCOMP=22	HHCOMP=32
yes		no	no	HHCOMP=13	HHCOMP=23	HHCOMP=33
no		no	no	HHCOMP=10	HHCOMP=20	HHCOMP=30

HHCOMP (*)	10	One adult without children
		One adult with at least:
	11	an own son or daughter aged less than 15
	12	else: an own child aged 15 to 24 ⁽¹⁾
	13	else: another child aged less than 15
	20	One couple without children
		One couple with at least:
	21	an own son or daughter aged less than 15
	22	else: an own child aged 15 to 24 ⁽¹⁾
	23	else: another child aged less than 15
	30	Two adults (not a couple) or more without children
		Two adults (not a couple) or more with at least:
	31	an own son or daughter aged less than 15
	32	else: an own child aged 15 to 24 ⁽¹⁾
	33	else: another child aged less than 15
	Blank	Not specified
	99	Not applicable (not a private household)

(*) denotes that 'detailed data' is necessary for the compilation of the variable, and the time span for which it is available is given in table 1.

(1) The economic inactivity is defined on the basis of the main status or the ILO status in case of no answers (employment is then defined on the basis of at least 10 hours usually worked per week).

Variables describing the working status of household members

HHNBWORK	00-98	Number of employed persons in the household (aged 15 years and more, whatever the values of HHPERS)
	Blank	Not specified
	99	Not applicable (not a private household)
HHNBEMPL(*)	00-98	Number of employed adults in the household (aged 15 years and more, based on HHPERS code 4)
	Blank	Not specified
	99	Not applicable (not a private household)
HHNBUNEM(*)	00-98	Number of unemployed adults in the household (aged 15 years and more, based on HHPERS code 4)
	Blank	Not specified
	99	Not applicable (not a private household)
HHNBINAC(*)	00-98	Number of inactive adults in the household (aged 15 years and more, based on HHPERS code 4)
	Blank	Not specified
	99	Not applicable (not a private household)
HHWKSTAT(*)		Working status of adults living in the same household (based on HHPERS code 4; cp also the table below):
	1	All adults working full time
	2	At least one adult working part time, all other adults (if any) working
	3	At least one adult working and one adult not working
	4	All adults not working: all adults aged 18-24, studying and inactive ⁽¹⁾
	5	All adults not working: all adults aged 65+ and inactive
	6	All adults not working: others than codes 4 and 5
	Blank	Not specified
9	Not applicable (not a private household)	

(*) denotes that 'detailed data' is necessary for the compilation of the variable, and the time span for which it is available is given in table 1.

(1) Student households (=households composed exclusively of persons aged 18-24, ILO-inactive and participating in formal/informal education or training) are treated separately as they are excluded from the calculation of the structural indicator 'population in jobless households'

HHWKSTAT - aggregated household working status (see variable above)

Adults	WORKING		NOT WORKING		
	full time	part time	aged 18-24, studying, inactive	aged 65+, inactive	others
ALL	HHWKSTAT=1	HHWKSTAT=2	HHWKSTAT=4	HHWKSTAT=5	HHWKSTAT=6
AT LEAST ONE	HHWKSTAT=2		-		
	HHWKSTAT=3 (HHNBPERSONS>1)				

d. Former and formerly derived variables (codification)²

The variables in this section allow a comparison over time, using no longer collected variables. In cases where codes have been divided in more recent surveys to provide a higher level of detail, these codes are aggregated to match the codification of a previous survey.

Variable name	Code	Description	Filter/Remarks
METHFW Y		SEARCH FOR EMPLOYMENT	
		Main method used during previous 4 weeks to find work (originally available from 1983 to 1997)	SEEKWORK=1,2,4 or LOOKOJ=1
	00	At least one of the methods A to I used (coding from 1998 onwards)	
	01	Contacted public employment office to find work	
	02	Contacted private employment agency to find work	
	03	Applied to employers directly	
	04	Asked friends, relatives, trade unions, etc.	
	05	Inserted or answered advertisements in newspapers or journals	
	06	Studied advertisements in newspapers or journals	
	07	Looked for land, premises or equipment	
	08	Looked for permits, licences or financial recourses	
	09	Awaiting the results of an application for a job	
	10	Waiting for a call from a public unemployment office	
	11	Awaiting the results of a competition for recruitment to the public sector	
	12	Other method used	
13	No method used		
99	Not applicable		
blank	No answer		
EDUCTYPE Y		EDUCATION AND TRAINING	
		Type of instruction (1998-2002)	EDUC4WN=1
		Codification from 2001 onwards	
	1	Class room instruction	
	2	Instruction in a working environment	
	3	Instruction combining both work experience and complementary class-room instruction	
	4	Other type of instruction	
	9	Not applicable (EDUC4WN=0,9,blank)	
	blank	No answer	
		Codification for 1998-2000	
	1	Class room instruction	
	2	Instruction in a working environment	
	3	Instruction combining both work experience and complementary class-room instruction	
	4	Distance learning, correspondence courses	
	5	Self-learning	
6	Conferences, seminar, workshop		
9	Not applicable (EDUC4WN=0,9,blank)		
blank	No answer		

² Not available for anonymised datasets

<p>PURP4W Y</p>		<p>Dissemination: no equivalent variable from 2003 onwards. COURWORH (optional) from 2003: concerns only taught learning activity which took place during paid working hours</p> <p>Purpose of the training received (available from 1992 onwards)</p> <p>1 Initial vocational training 2 Continuous vocational training 6 Other purposes 9 Not applicable (EDUC4WN=0,9,blank) blank No answer</p>	<p>EDUC4WN=1</p>
<p>PURP4WN Y</p>		<p>Purpose of this education and training (1998-2002)</p> <p>Codification from 2001 onwards</p> <p>1 Initial education or training aiming at getting the skills for a job (except under a specific employment measure) 2 Continuing vocational training (except under a specific employment measure) 5 Training under a specific employment measure 6 General interest 9 Not applicable (EDUC4WN=0,9,blank) blank No answer</p> <p>Codification for 1998-2000</p> <p>1 Initial education or training aiming at getting the skills for a job (except under a specific employment measure) Continuing vocational training (except under a specific employment measure) 2 - to adapt to technological change, obtain promotion or upgrade acquired skills 3 - training as a preparation for returning to work after a prolonged absence due to illness, maternity leave, national service, or a sabbatical period or unemployment 4 - other adult training 5 Training under a specific employment measure 6 General interest 9 Not applicable (EDUC4WN=0,9,blank) blank No answer</p> <p>Dissemination: for 1992-2002 see derived variable PURP4W. COURPURP (optional) from 2003: concerns only non-regular taught learning activities</p>	<p>EDUC4WN=1</p>
<p>LENT4W Y</p>		<p>Total length of this education or training (available from 1992 onwards)</p> <p>1 Less than 1 week 2 1 week or more but less than 1 month 3 1 month or more but less than 3 months 4 3 months or more but less than 6 months 5 6 months or more but less than 1 year 6 1 year or more 8 No definite length 9 Not applicable (EDUC4WN=0,9,blank or EDUCTYPE=4) blank No answer</p>	<p>EDUC4WN=1</p>
<p>LENT4WN Y</p>		<p>Total length of this education or training (1998-2002)</p>	<p>EDUC4WN=1</p>

<p>HWUSTRAI Y</p>	<p>1 2 3 4 5 6 7 8 9 blank</p>	<p>Less than 1 week 1 week or more but less than 1 month 1 month or more but less than 3 months 3 months or more but less than 6 months 6 months or more but less than 1 year 1 year or more but less than 2 years 2 years or longer No definite length Not applicable (EDUC4WN=0,9,blank or EDUCTYPE=4) No answer</p> <p>Dissemination: for 1992-2002 see derived variable LENTR4W. COURLEN (optional in 2003) from 2003: concerns only non-regular taught learning activities and refers to all training activities</p> <p>Usual number of hours of training per week (1992-2002)</p>	<p>and EDUCTYPE=1, 2, 3, blank</p> <p>EDUC4WN=1 and EDUCTYPE=1, 2, 3, blank</p>
<p>ISCDVOC Y</p>	<p>01-98 99 blank</p> <p>1 2 3 4 5 9 blank</p>	<p>Number of hours Not applicable (EDUC4WN=0,9,blank or EDUCTYPE=4) No answer</p> <p>Dissemination: no equivalent variable from 2003 onwards. See also COURLEN from 2003 onwards, LENTR4WN for 1998-2002, and LENTR4W for 1992-2002</p> <p>Having obtained a (non-tertiary) vocational qualification; minimum duration : 6 months (1998-2002)</p> <p>Yes – Class-room instruction Yes – Instruction in a working environment (without complementary class-room instruction at a school or college) Yes – Instruction combining both work experience and complementary class-room instruction (including any form of 'dual system' or 'sandwich courses') Yes – Type unknown No Not applicable (child less than 15 years) No answer</p> <p>Dissemination: no equivalent variable from 2003 onwards</p>	<p>everybody aged 15 years or more</p>

3. EXPLANATORY NOTES

a. Core questionnaire (explanatory notes)

Basic explanatory notes for reference years 1988 to 2000 for the core questionnaire are available in electronic form at

http://ec.europa.eu/eurostat/statistics-explained/index.php/EU_labour_force_survey_-_methodology

For all years from 2001 onwards, more detailed information can be found there as well.

b. Derived variables for standard labour market analyses (explanatory notes)

This section provides further details on the derivation of the following variables: REM, QUARTER, YEAR, HHPRIV, AGE, AGERESID, ILOSTAT, NA11S, ISCO1D, STARTIME, NA112JS, LEAVTIME, NA11PRS, ISCOPR1D, DURUNE, HATLEV1D, and NA111YS.

Technical items relating to the interview

YEAR / QUARTER / REM:

The Labour Force Survey is distributed along the normally 52 weeks of the reference year, and year of survey and reference week related to each interview are recorded in the core variables REFYEAR and REFWEED.

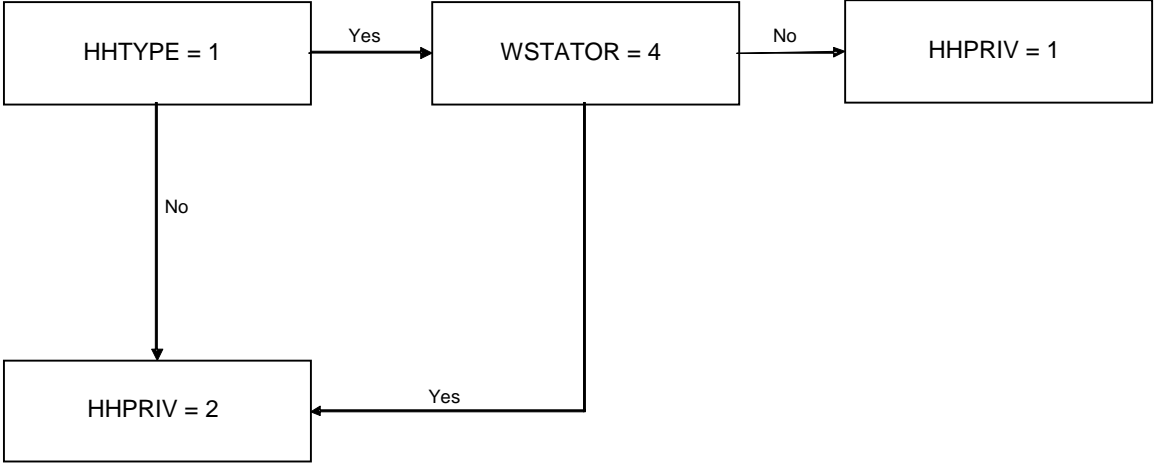
Weeks are coded using the norm ISO 8601 indicating that, according to the Gregorian calendar, the first week of a year is the one that includes the first Thursday of that year (which is equivalent to the week that includes the 4th January). A similar Thursday rule is applied to months in order to derive the reference month (REM).

All reference weeks are basically assigned to survey quarters (QUARTER) according to this rule as well. Quarter 1 normally covers the weeks 1 to 13, quarter 4 the weeks 40 to 52, but there can be slight deviations from this general rule for certain years. For further details cp Commission Regulation (EC) No 377/2008, Annex II.

Because of the organisation of the survey in several countries in the past (shifted survey quarters starting up to one month earlier, i.e. using seasonal quarters instead of calendar quarters), REFWEED and REFYEAR define the actual reference week and the actual calendar year the reference week belongs to, while variables YEAR and QUARTER are used to define a fixed reference year and quarter based on the calendar quarter.

HHPRIV:

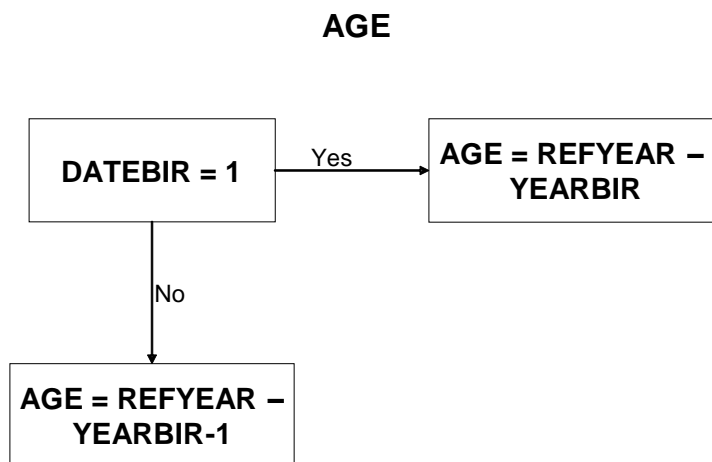
HHPRIV: Living in a private household



In this derivation, HHTYPE is the transmitted type of household and WSTATOR the labour status during the reference week.

Demographic background and labour status

AGE:



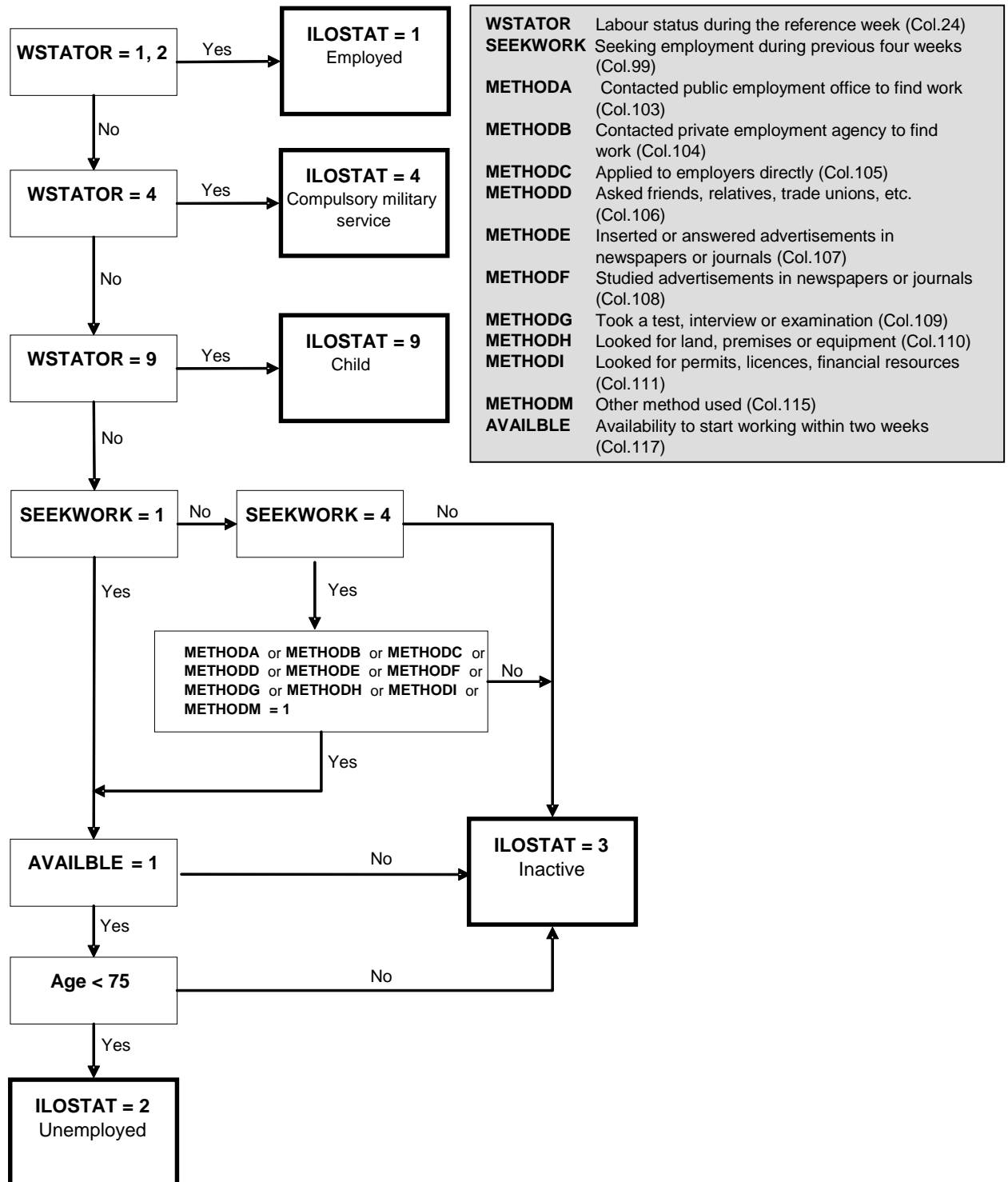
In this calculation, DATEBIR is the date of birth in relation to the end of the reference week, REFYEAR the year of the survey as transmitted in the respective variable and YEARBIR the year of birth.

AGERESID:

AGERESID is calculated as REFYEAR-YEARBIR-YEARESID if YEARESID exists.

ILOSTAT:

ILOSTAT: ILO/EU Employment status



WSTATOR	Labour status during the reference week (Col.24)
SEEKWORK	Seeking employment during previous four weeks (Col.99)
METHODA	Contacted public employment office to find work (Col.103)
METHODB	Contacted private employment agency to find work (Col.104)
METHODC	Applied to employers directly (Col.105)
METHODD	Asked friends, relatives, trade unions, etc. (Col.106)
METHODE	Inserted or answered advertisements in newspapers or journals (Col.107)
METHODF	Studied advertisements in newspapers or journals (Col.108)
METHODG	Took a test, interview or examination (Col.109)
METHODH	Looked for land, premises or equipment (Col.110)
METHODI	Looked for permits, licences, financial resources (Col.111)
METHODM	Other method used (Col.115)
AVAILABLE	Availability to start working within two weeks (Col.117)

Activity, occupation and job tenure

NA11S / NA112JS / NA11PRS / NA111YS based on NACE Rev 1 or 1.1 are built using the following grouping:

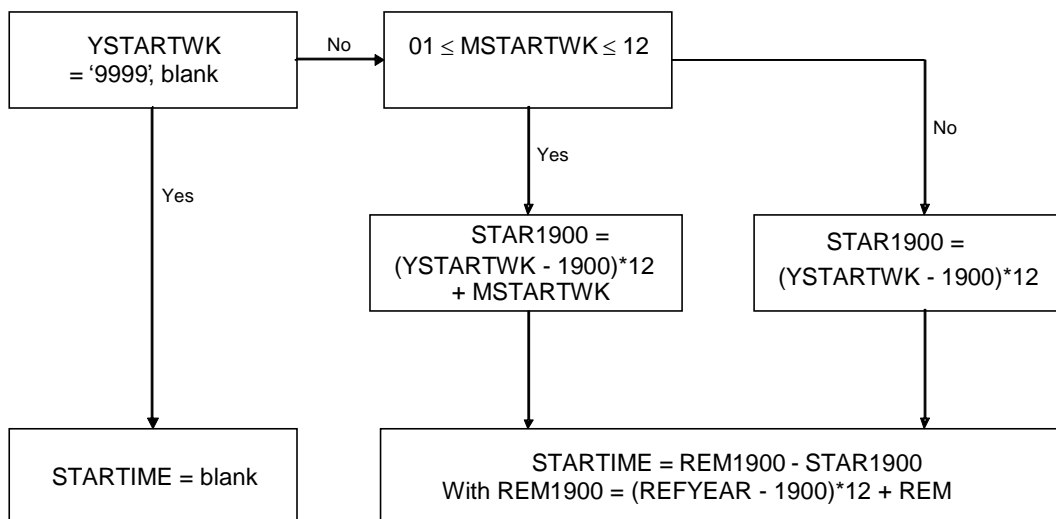
- 0 - Agriculture: Section A to B
- 1 - Industry: Section C to F
- 2 - Services: Section G to Q

A similar grouping for NACE Rev 2 based variables is not possible.

ISCO1D / ISCOPR1D correspond to the first level of the ISCO classification. They are derived from the core data received on 3 digits and are provided as 3-digit variables in order to allow a distinction between ISCO groups 9 (coded as 900) and not applicable (coded as 999).

STARTIME:

STARTIME: Time since person started to work



In this calculation, YSTARTWK is the year in which the person started working for this employer or as self-employed, MSTARTWK is the month, and REFYEAR and REM the year of the survey as transmitted in the respective variable and the derived reference month.

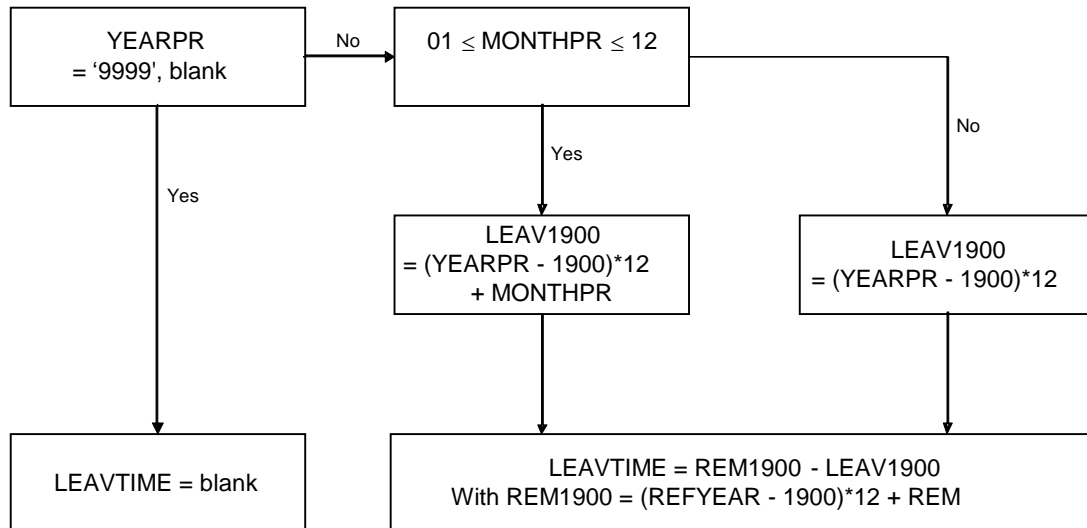
Note:

In case MSTARTWK is not given, the basic formula shown above always overestimates the time since the person started to work. Since, from 2006, MSTARTWK has to be delivered for REFYEAR-YSTARTWK<=2 only, this is the case for all employed with REFYEAR-YSTARTWK > 2. As a result, STARTIME values of 0-24 months should be fully comparable and cover all cases concerned. The distribution for 25-36 months is skewed by definition already, as there are less and less cases for which STARTIME can be exactly derived (sort of phasing out). For YSTARTWK prior to 2 years before REFYEAR, only general groups are delivered to indicate the completely different structure of the available information: STARTIME is set to 36 months for REFYEAR-YSTARTWK=3, to 48 months for REFYEAR-YSTARTWK=4 etc.

Previous work experience of person not in employment and search for employment

LEAVTIME:

LEAVTIME: Time since person last worked



In this calculation, YEARPR is the year in which the person last worked, MONTHPR is the month, and REFYEAR and REM the year of the survey as transmitted in the respective variable and the derived reference month.

Note:

In case MONTHPR is not given, the basic formula shown above always overestimates the time since the person last worked. Since, from 2006, MONTHPR has to be delivered for REFYEAR-YEARPR≤2 only, this is the case for all respondents with REFYEAR-YEARPR > 2. As a result, LEAVTIME values of 0-24 months should be fully comparable and cover all cases concerned. The distribution for 25-36 months is skewed by definition already, as there are less and less cases for which LEAVTIME can be exactly derived (sort of phasing out). For YEARPR prior to 2 years before REFYEAR, only general groups are delivered to indicate the completely different structure of the available information: LEAVTIME is set to 36 months for REFYEAR-YEARPR=3, to 48 months for REFYEAR-YEARPR=4 etc.

In the calculation of the duration of unemployment DURUNE (see below), inclusion of the transmitted variable SEEKDUR compensates for the overestimation of LEAVTIME and LEAVCLAS through the basic formula.

DURUNE:

DURUNE: Duration of unemployment

LEAVTIME = 0 → LEAVCLAS = 1

$1 \leq \text{LEAVTIME} \leq 2$ → LEAVCLAS = 2

$3 \leq \text{LEAVTIME} \leq 5$ → LEAVCLAS = 3

$6 \leq \text{LEAVTIME} \leq 11$ → LEAVCLAS = 4

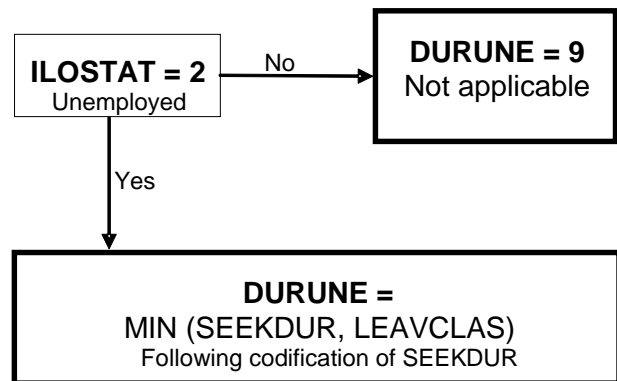
$12 \leq \text{LEAVTIME} \leq 17$ → LEAVCLAS = 5

$18 \leq \text{LEAVTIME} \leq 23$ → LEAVCLAS = 6

$24 \leq \text{LEAVTIME} \leq 47$ → LEAVCLAS = 7

$\text{LEAVTIME} \geq 48$ → LEAVCLAS = 8

LEAVTIME = Blank → LEAVCLAS = Blank

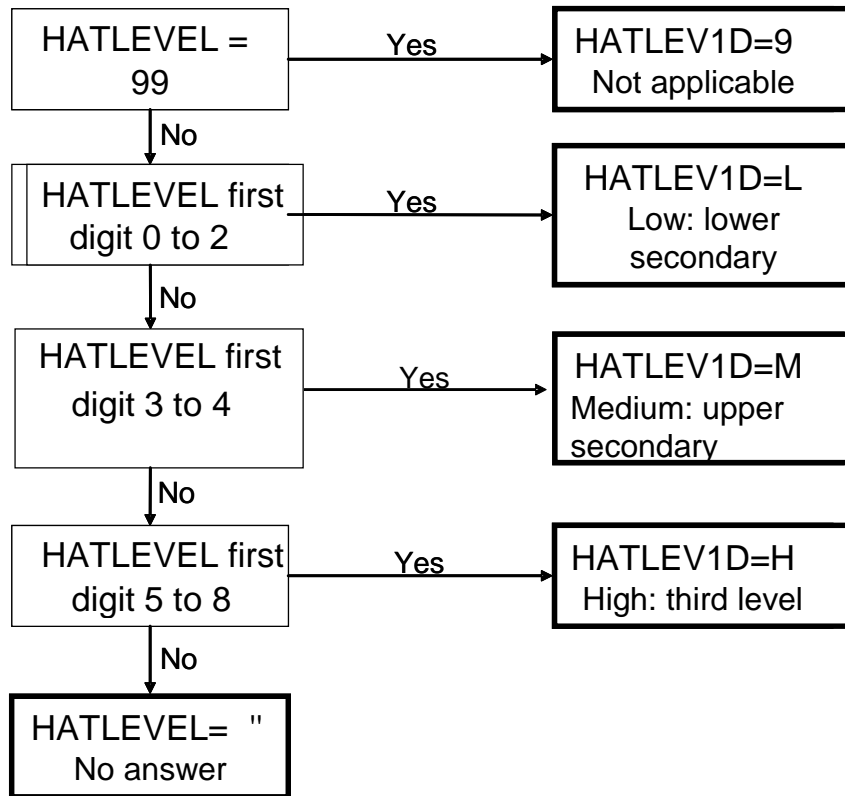


In this derivation, LEAVTIME is the time since the person last worked (in months), LEAVCLAS the same information in classes, and SEEKDUR the duration of search in classes.

Education and training

HATLEV1D:

HATLEV1D: Level of education



In this derivation, HATLEVEL is the highest education attainment level according to ISCED 2011.

4. AD-HOC MODULES

The so called 'ad hoc modules' are an inherent part of the EU LFS since 1999. Council Regulation No 577/98 specifies that a further set of variables – the ad hoc module - may be added to supplement the information from the core questionnaire of the LFS.

A programme of ad hoc modules covering several years shall be drawn up each year according to the procedure laid down in regulation No. 577/98. This programme shall specify, for each ad hoc module, the subject, the reference period, the sample size (equal to or less than the core sample size) and the deadline for the transmission of the results.

The topics of the ad hoc modules for the individual years are listed below.

Year	Topic	Database description	Data available on Eurostat website / as anonymised microdata
2014	Labour market situation of migrants and their immediate descendants	see webpage	End 2015 / No
2013	Accidents at work and work-related health problems	see webpage	Yes / Yes
2012	Transition from work into retirement	see webpage	Yes / Yes
2011	Employment of disabled people	see webpage	Yes / Yes
2010	Reconciliation between work and family life	see webpage	Yes / Yes
2009	Entry of young people into the labour market	see webpage	Yes / Yes
2008	Labour market situation of migrants and their immediate descendants	see webpage	Yes / Yes
2007	Accidents at work and work-related health problems	see webpage	Yes / Yes
2006	Transition from work into retirement	see webpage	Yes / Yes
2005	Reconciliation between work and family life	see webpage	Yes / Yes
2004	Work organisation and working time arrangements	see webpage	Yes / Yes
2003	Lifelong learning	see webpage	Yes / Yes
2002	Employment of disabled people	see webpage	Yes / Yes
2001	Length and patterns of working time	see webpage	Not yet / Not yet
2000	Transition from school to working life	see webpage	Yes / Not yet
1999	Accidents at work and occupational diseases	see webpage	Yes / Yes

Further information on ad-hoc modules is provided at

http://ec.europa.eu/eurostat/statistics-explained/index.php/EU_labour_force_survey_-_ad_hoc_modules

It presents, for instance, the list of variables for each module as well as evaluation reports. The latter contain quality assessments of the individual variables and their comparability across countries.

5. CLASSIFICATIONS

Several EU classifications are used in the EU Labour Force Survey for the codification of economic activity, occupation, professional status, country and region, degree of urbanisation and education. The respective code lists plus some information on their development in the past can be found at

http://ec.europa.eu/eurostat/statistics-explained/index.php/EU_labour_force_survey_-_methodology

Detailed information is available for:

NACE	NACE Rev 2 from 2008, Rev 1.1 from 2005 to 2007/2008, Rev 1 from 1992 to 2004 and NACE 1970 from 1983 to 1991
ISCO	ISCO-08 from 2011, ISCO 88 (COM) from 1992 to 2010
STAPRO	ICSE
COUNTRY	Country codification used in the LFS in recent years
REGION	NUTS II-codes used in the LFS in different years
EDUCATION	ISCED 2011 from 2014, ISCED 1997 from 1998 to 2013

6. THE GENERAL STRUCTURE OF THE EU-LFS DATABASE

Until 1997, EU-LFS data was mainly collected on a yearly basis, usually in spring of a reference year. Between 1998 and 2005, the transition to a quarterly continuous survey took place. In 2006, the structure of the LFS changed significantly to reduce the burden on respondents; since then, all variables have to be collected on a yearly basis, but only a selection of them on a quarterly basis. Those variables which do not have to be collected on a quarterly but only on a yearly basis are referred to as structural variables. To comply with the new structure, LFS data are basically divided into 2 databases:

- Quarterly datasets containing only the quarterly variables (as defined in regulations 430/2005 and 377/2008)
- Yearly datasets containing all variables of the core LFS survey, the quarterly and the structural ones (cp. the regulations mentioned above)

In order to facilitate comparisons over time, data for reference years prior to 2006 are treated in the same way as data from 2006 onwards, i.e. a similar **split into quarterly and yearly datasets** is carried out.

Data for all four quarters of a year are in principle progressively available starting between 1998 and 2004 for all EU countries, except for Germany for which quarterly data are available from 2005 and Croatia for which this is the case from 2007³. For cross-country comparison reasons, the **reference sample for yearly files hence corresponds to the reference quarter in spring until 2004⁴, and to an annual sample covering all quarters and weeks of the year from 2005 on.**

For the **years from 2005 onwards** this annual sample consists of the full set of the 4 quarterly samples in all countries with the following exceptions⁵:

- a sub-sample representing the whole year is used for ES, FR, NL, NO from 2006, DE from 2006 to 2011, FI from 2007, BG, UK from 2008, CH from 2010, CZ from 2011, LU from 2015⁶
- spring quarter 2 is used for IE and FI from 2005 to 2006, UK from 2005 to 2007, CH from 2005 to 2009⁷

The special annual sub-samples are usually even smaller than the ones of a single quarter – the exact sample size depends on the rotation scheme in place in a given country.

CONSEQUENCES FOR STANDARD USE OF EU-LFS DATA

With a focus on comparability across countries, the following rules are applied:

Quarterly results are only calculated for variables with quarterly frequency.

³ Until then, Croatia transmitted two semi-annual files per year.

⁴ 'Spring' generally means quarter 2 except for FR and AT where quarter 1 is taken, IT in 1992 (quarter 4) and PL in 1999 (quarter 1)

⁵ Situation mid-November 2015.

⁶ These countries are applying the so-called 'wave approach' from the given year onwards, cp. for instance Annex I of regulation 377/2008

⁷ FI and UK had a derogation regarding structural variables for a transition period – cp. regulation 2257/2003. IE used seasonal quarters instead of calendar quarters until 2006. CH transmitted only spring data until 2009.

Yearly results until 2004 are usually calculated based on spring quarter information only.

From **2005 onwards, yearly figures** can be calculated in two ways:

- If only quarterly variables are concerned, an annual average of 4 quarters, using quarterly datasets, can be produced
- If structural variables form part of the analysis, yearly datasets have to be used

These principles are applied to detailed LFS tables on the Eurostat website and tailor-made extractions. Users of tailor-made extractions as well as researchers working with anonymised LFS microdata and applying a similar approach should hence be able to replicate Eurostat results⁸. On the other hand, LFS main indicator tables are adjusted for breaks in series, missing past data etc. and might therefore give different figures.

All EU-LFS based analyses are restricted to the population living in private households, i.e. only information for respondents with HHPRIV='1' is used.

FURTHER SPECIFIC DATA

Ad-hoc module datasets contain all variables of the core LFS survey, the quarterly and the structural ones, plus the ad-hoc module variables.

Nordic countries (Denmark, Finland, and Sweden) survey individuals and apply sub-sampling for **household information**. Those specific household datasets are used for household analyses and the derivation of further household variables described in a previous chapter. For all other countries, the normal yearly datasets are used for household analyses as they contain information on other household members already⁹.

The household reference persons (HHLINK='1') and their weights are used to get representative results at household level.

SPECIFIC INFORMATION FOR USERS OF ANONYMISED EU-LFS MICRODATA

All datasets provided contain just one set of weights, namely those to be used for quarterly, yearly, and ad-hoc module analyses respectively, depending on the type of file. Household analyses should be based on yearly datasets for all countries except the Nordic ones, for which the specific household datasets have to be used.

The variable QHNUM should allow distinguishing different interviews in different quarters in case a household appears more than once in a yearly dataset.

⁸ Results might however differ for some countries or years as both the LFS database and the Eurostat website are updated on a weekly basis. This applies both to new data and revisions of past data.

⁹ Household information for IS and NO does not exist yet – cp. the overview table in a previous chapter. CH has a derogation not to provide household information.

7. CRITERIA FOR ANONYMISED DATASETS

2015 release¹⁰

National Statistical Institutes transmit LFS microdata to Eurostat, but they remain owners of their data. The following anonymisation and aggregation criteria were agreed between Eurostat and the National Statistical Institutes in order to enable Eurostat to make EU LFS microdata available to researchers.

General aggregation criteria (all countries, core and ad hoc module datasets)

- Age (AGE): YEARBIR and DATEBIR are not included in the anonymised microdata; the derived AGE-variable is delivered in 5-year age bands (e.g. 2 for 0-4, 7 for 5-9 etc.)
- Marital status (MARSTAT): widowed and divorced or separated are combined in a single category
- Nationality (NATIONAL) and country of birth (COUNTRYB): aggregation providing up to 15 groups from 2004 onwards – details can be found in a special paragraph below
- Years of residence in the country (YEARESID) from 2008 onwards: codes 11 to 99 are aggregated in 5-year bands (11-14, 15-19 etc) in line with the standard aggregation of AGE.
- Age at which person last established their usual residence in the country (AGERESID) from 2008 onwards: delivered in 5-year age bands (0 = born in the country or arrived at age less than 1, 1-4, 5-9 etc) in line with the standard aggregation of AGE.
- Professional status (STAPRO, STAPRO2J, STAPROPR and STAPRO1Y): self employed with and without employees are combined in a single category
- Economic activity (NA111D, NA112J1D, NA11PR1D and NA111Y1D for NACE Rev 1.1; NACE1D, NACE2J1D, NACEPR1D and NACE1Y1D for NACE Rev 2): aggregated at 1-digit level
- Occupation (ISCO3D, IS883D and ISCOPR3D, IS88PR3D): no general aggregation (ISCO4D is not delivered at all as the fourth digit is anyway voluntary)
- Number of persons working in the local unit (SIZEFIRM): categories 1-10 are combined into one category
- For variables concerning number of hours worked (HWACTUAL, HWUSUAL, HWACTUA2) all hours from 80 onwards are aggregated in a single category 80 (applies from 2006 onwards also to the new variables on overtime hours HWOVERP and HWOVERPU)
- Duration of search for employment (SEEKDUR) and duration of unemployment (DURUNE) are aggregated in 3 groups: less than six months / six months to less than one year / one year or more
- Income deciles (INCDECIL) are included from 2009 onwards. Inclusion of back-data based on the previous optional income variable INCMON is postponed

¹⁰ Extraction date: mid-November 2015

- Information on wave: it was decided not to allow the tracking of persons across successive sets of microdata for the time being. INTWAVE itself is delivered, but the household numbers (HHNUM) are randomized.

The following **consequences** should be noted:

- AGE in 5-year age bands does not allow standard cohort analyses; it is only possible to compare cohorts at 5-year intervals.
- INCDECIL is included from 2009 subject to availability (a transmission delay of 21 months is allowed in case of use of administrative data). Eurostat further postponed the inclusion of back-data (INCMON) as analyses of available INCDECIL data showed comparability issues already. For the time being, analyses intending to use income information from the LFS are hence possible to a very limited extent only.
- The EU LFS is originally not designed as a panel, but most countries have a rotation scheme in place. The anonymised LFS microdata, however, do not yet contain the information which would allow tracking people across waves: the household numbers are randomized per dataset. This was agreed with Member States and might be revised in the future; analysis of the feasibility of constructing longitudinal datasets and exploiting their information for individual countries has recently started.

Specific to individual Member States

BE: No inclusion of regrouped income data for years prior to 2009

BG: ISCO3D and ISCOPR3D are aggregated at 2-digit level

Contract with a temporary employment agency (TEMPAGCY) as well as paid and unpaid overtime hours (HWOVERP and HWOVERPU) are suppressed

DE: Region of household (REGION) is aggregated at NUTS 1 level

NOTE: In Germany, the microcensus law requires that interviewed persons are informed about potential use of the information provided by researchers. Prior to 2002 this information was not given. Data referring to a date before 2002 have hence to be absolutely anonymised to exclude any disclosure risk – this is done through complete suppression of any regional information in addition to all other aggregation criteria.

Due to the increase of the sample size a further anonymisation is necessary from 2005 onwards in order to comply with national standards. For that reason, Germany provides Eurostat with specific anonymisation weights to be used for the anonymised files (in addition to all criteria mentioned above), resulting in principle in a selection of a 70% subsample.

MT: No data for reference years prior to 2009 released

All AGE and AGERESID groups above 74 years are aggregated in one single category

YEARESID values from 1 to 74 are aggregated in 5-year bands, values greater than 49 in one single category

ISCO3D and ISCOPR3D are aggregated at 1-digit level

Country of place of work (COUNTRYW): aggregated in the same way as data on nationality and country of birth

NL: Regional variables (Region of household REGION, Region of place of work REGIONW, and Region of residence one year before survey REGION1Y) are suppressed

AT: Region of household (REGION) is aggregated at NUTS 1 level

PL: ISCO3D and ISCOPR3D are aggregated at 2-digit level

SI: ISCO3D and ISCOPR3D are aggregated at 2-digit level

No details regarding reason for working part time (FTPTREAS) and reason for not having a permanent job (TEMPREAS) are supplied

Education attainment level (HATLEVEL): ISCED 3 a, b and 3c long are aggregated into code 30. ISCED 2 and 3c short are aggregated into code 21.

Country of place of work (COUNTRYW): aggregated in the same way as data on nationality and country of birth

UK: Regional variables (Region of household REGION, Region of place of work REGIONW, and Region of residence one year before survey REGION1Y) are aggregated at NUTS 1 level

Ad hoc module-specific aggregations (currently 1999-2013)

In accordance with the general criteria above the following ad hoc module variables have to be anonymised:

1999 Accidents at work and occupational diseases

- Economic activity of the local unit of the job that caused or made worse the most serious complaint (WHPNACE Col.220/221): aggregated at NACE 1-digit level

2001 Lengths and patterns of working time

- Overtime hours in reference week (OVERTHOR Col.212/213) and paid overtime hours in reference week (POVERTOR Col.214/215): all hours from 80 onwards are aggregated in a single category 80

2004 Work organisation and working time arrangements

- Overtime hours in reference week (OVERTHOR Col.211/212) and paid overtime hours in reference week (POVERTOR Col.213/214): all hours from 80 onwards are aggregated in a single category 80

2008 Labour market situation of migrants and their immediate descendants

- Year of acquisition of citizenship (YEARCITI): delivered as age of acquisition of citizenship (AGECITI) in 5-year age bands
- Total number of years of residence in the host country (TOTRESID): delivered as difference to YEARESID with the variable $\text{DIFFRESID} = \text{TOTRESID} - \text{YEARESID}$, years a person had stayed in the host country prior to their last entry, in 5-year bands (0 = no difference, 1-4, 5-9 etc)
- Country of birth of father (COBFATH) and country of birth of mother (COBMOTH): same groups as NATIONAL and COUNTRYB per country

2009 Entry of young people into the labour market

- Country of birth of father (COBFATH) and country of birth of mother (COBMOTH): same groups as NATIONAL and COUNTRYB per country
- Occupation of first job of more than 3 months (JOB OCC): delivered as JOBOCC3D in the same way as ISCO3D
- Nationality at birth of father and mother (PARNAT): not included as this optional variable was transmitted by very few countries only

NOTE: the ad hoc modules 1999 and 2002 to 2013 are included in the 2015 release. Data on the ad hoc modules 2000 and 2001 have to be reviewed once more before their possible inclusion.

Ad hoc module aggregations specific to individual Member States

2000 Transition from school to working life

BG: Occupation of first significant job (ISCOST3D Col.232/235): aggregated at ISCO 2-digit level

PL: Occupation of first significant job (ISCOST3D Col.232/235): aggregated at ISCO 2-digit level

RO: Highest level of education or training (ISCDLVOR Col.216-217): ISCED-codes: aggregated to groups 0-1 as 0, 2 as 2, 3-4 as 7, 5-6 as 8

SI: Occupation of first significant job (ISCOST3D Col.232/235): aggregated at ISCO 2-digit level

2003 Life long learning

PL: Field of highest level of education or training (FIELDHST Col.240-242), field of education or training (REGFIELD Col.250-252), fields of education/learning for the recent taught activity (CSFIELDA Col.269-271, CSFIELDDB Col.272-274, CSFIELDLC Col.275-277): ISCED-codes aggregated at 1-digit level

Level of education or training (REGLEVEL Col.249): ISCED-codes aggregated to groups 0-2 as 0, 3-4 as 7 and 5-6 as 8

Duration in number of taught hours for the recent taught activity (CSLENA Col.254-257, CSLENB Col.258-261, CSLENC Col.262-265 and CSLEN Col.281-284): Hours aggregated to 10 hours groups (e.g. 0-9 as 5, 10-19 as 15 etc.)

RO: Level of education or training (REGLEVEL Col.249): ISCED-codes: aggregated to groups 0-1 as 0, 2 as 2, 3-4 as 7, 5-6 as 8

2005+: all ad hoc modules from 2005 onwards

DE: Anonymised weights have to be used also for the ad hoc module data

2008 Labour market situation of migrants and their immediate descendants

FI: No data for Finland is included in the anonymised microdata

2009 Entry of young people into the labour market

BG: Occupation of first job of more than 3 months (JOB OCC3D): aggregated at ISCO 2-digit level

MT: Occupation of first job of more than 3 months (JOB OCC3D): aggregated at ISCO 1-digit level

PL: Occupation of first job of more than 3 months (JOB OCC3D): aggregated at ISCO 2-digit level

SI: Occupation of first job of more than 3 months (JOB OCC3D): aggregated at ISCO 2-digit level

Nationality / Country of birth aggregations in the anonymised LFS microdata

Against the background of both the availability of individual country codes over time and discussions on confidentiality with countries whose data form part of the anonymised LFS microdata for researchers, the following general grouping is applied:

Until reference year 2003, basically only 3 groups are built with the following coding:

- 000 – National / Native of the country
- 111 – EU15
- 911 – Non EU15
- 800 – Non-National / Non-Native (in case the distinction EU/Non-EU is not possible)

This solution is caused by the fact that the country codification list was changed several times and, for those years, does not offer enough details regarding individual country codes in Europe. On the one hand, countries were sometimes re-assigned from one geographical region to another, leading to comparability problems of geographical regions over time in the past. On the other hand, the detailed grouping applied in Europe from 2004 onwards (cp below) requires information on individual country codes, which were fully introduced in 2006 only. For that reason only this general grouping is applied until 2003.

With the availability of a special aggregated code for the 10 new Member States (from 2004) and in particular of individual country codes for all European countries (from 2006) a more detailed grouping is possible.

From reference year 2004 onwards, in principle the following grouping is used¹¹:

- 000 – National / Native of own Country

- 001 – EU15
- 002 – NMS10 (10 new Member States of 2004)
- 003 – NMS3 (3 new Member States of 2007 and 2013)

- 006 – EFTA
- 007 – Other Europe

- 009 – North Africa
- 010 – Other Africa

- 011 – Near and Middle East
- 012 – East Asia
- 013 – South and South East Asia

- 016 – North America
- 017 – Central America (and Caribbean)
- 018 – South America

- 019 – Australia and Oceania

¹¹ Cp. for the geographical regions the LFS country codification lists for the respective years, available at http://ec.europa.eu/eurostat/statistics-explained/index.php/EU_labour_force_survey_-_methodology

As not all countries agreed to provide information on all groups above in their anonymised LFS microdata because of confidentiality concerns, the following further aggregated codes are used for some countries (cp the list of countries below):

004 – NMS13 = 002 + 003

005 – EU28 = 001 + 002 + 003

008 – Europe outside EU28 = 006 + 007

014 – North Africa and Near and Middle East = 009 + 011

015 – East and South Asia = 012 + 013

020 – Latin America = 017 + 018

021 – North America and Australia / Oceania = 016 + 019

In addition, suppression of some information was necessary for several reasons, be it the request of countries to completely blank some groups in case of very few respondents from certain geographical regions, be it the impossibility to assign a certain originally transmitted code to one of the groups defined above (e.g. cases where the code 04 was used in 2004 or 2005 – this code contained for instance BG, RO, CH and TR, and it is not clear which country exactly was coded). It was nevertheless decided to start in 2004 with the more detailed grouping as this year is of particular interest due to the EU-enlargement in May 2004.

NOTE: all suppressed cases are recoded to "No answer", as is also the case for the original code "Other and Stateless".

Details on further aggregations / suppressions by country from 2004 onwards:

BG: Apart from Nationals / Natives, only two groups are provided: EU28 and Europe outside EU28 (everything else is recoded to "No answer")

FR: Europe outside EU28, Latin America, North America and Australia / Oceania

HR: Apart from Nationals / Natives, only two groups are provided: EU28 and Europe outside EU28 (everything else is recoded to "No answer")

LV: NMS13, Europe outside EU28, East and South Asia, Latin America

MT: Apart from Nationals / Natives, only one group is provided: EU28 (everything else is recoded to "No answer")

PL: Apart from Nationals / Natives, only two groups are provided: EU28 and Europe outside EU28 (everything else is recoded to "No answer")

RO: NMS13

SI: Apart from Nationals / Natives, only two groups are provided: EU28 and Europe outside EU28 (everything else is recoded to "No answer")

FI: NMS13, Europe outside EU28, North Africa and Near and Middle East, East and South Asia, Latin America, North America and Australia / Oceania

SE: NMS13, East and South Asia, North Africa and Near and Middle East, Latin America, North America and Australia / Oceania

NOTES ON CHANGES IN PREVIOUS RELEASES:

The aggregations EU27, NMS12 and Europe outside EU27, applied to all years from 2004 onwards, could lead to inconsistencies as the accession of Bulgaria and Romania in 2007 (i.e. the change from EU25 to EU27) is not fully reflected.

However, Eurostat analyses showed that the number of cases of NMS2 nationals in the data of countries which asked for these aggregations are very small in all countries except in FI (2005 and 2006) and SE (all years), but even in FI and SE only few cases each quarter can be found (usually not more than 15). The figures for country of birth are in general a bit higher, but still less than 15 in most cases. SE is again exceptional with up to 100 records per quarter which state that their country of birth is Bulgaria or Romania.

As the Bulgarian and Romanian nationals / born would anyway be included in the group NMS12 and EU27 respectively from 2007 onwards and in order not to create another special approach for one country (SE) and the years between 2004 and 2006 only, it was decided to stick to the structure above for all years from 2004 and not to blank the information for respondents with Bulgarian or Romanian nationality or country of birth until 2006.

Starting with the 2010 release, the countries KP - Democratic People's Republic of Korea (North), KR - Republic of Korea (South) and MN - Mongolia are moved from SOUTH AND SOUTH EAST ASIA to EAST ASIA in line with the classification used by the UNSD, reflecting also the revised allocation in the new LFS country codification list from 2010 onwards. For the years 2004 to 2009 a re-allocation to EAST ASIA is done subject to feasibility:

- for 2004 and 2005, no individual coding was possible for KP, KR and MN, so the grouping can not be changed. All persons with Korean or Mongolian nationality or country of birth are therefore still included in SOUTH AND SOUTH EAST ASIA

- from 2006 to 2009, the re-grouping was done subject to availability of individual country codes for KP, KR and MN. These codes are NOT available until 2006 for UK, until 2007 for SE and NO, until 2008 for FR and until 2009 for DK, DE and FI.

- the number of persons from Korea or Mongolia surveyed in the LFS is in general rather small. Figures for the following years with individual country codes for KP, KR and MN show that people with the nationality of the Republic of Korea (South) and Mongolia account for less than 10 persons per quarter in most Member States listed in the previous sub-item. Exceptions are DE with up to 40 persons and the UK with up to 20 persons from KR per quarter. The figures for country of birth are in general a bit higher, reaching for KR up to 20 persons per quarter in the UK, up to 30 in FR and NO and up to 80 in SE. Figures for DE do not exist as DE does not deliver information on country of birth so far.

As regards the Democratic People's Republic of Korea (North), there are hardly any persons in the EU LFS datasets.