

21 C Evangelicals - Religions, Belief and Unbelief:

Background Report

In September 2016 we invited 4765 members of the evangelical Alliance research panel to complete a survey on religion belief and unbelief. By October 1st 1305 (27%) responses had been submitted. In addition 257 people responded to the invitation on the website and circulated through social media. This made a total of 1562 responses.

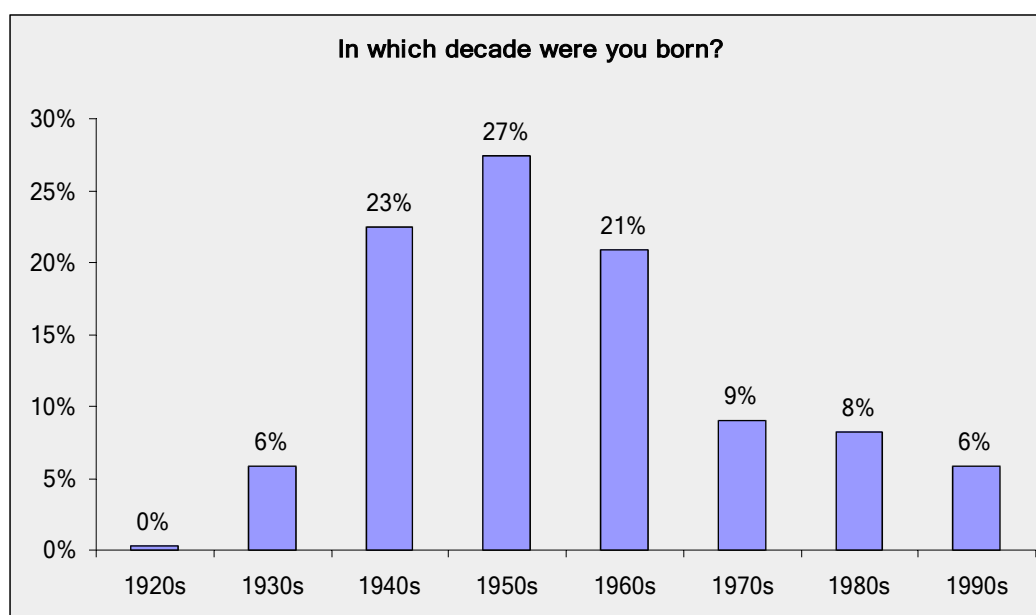
1330 of these (88%) confirmed that they were evangelical Christians. The statistics presented in this report are based on these 1330 evangelicals.

It should be noted that this sample was an opportunity sample and cannot be taken as representative of all evangelical Christians in the United Kingdom. However it does correspond well to the characteristics of previous surveys in the series, and probably matches the demographic profile of the Alliance's members supporters and networks.

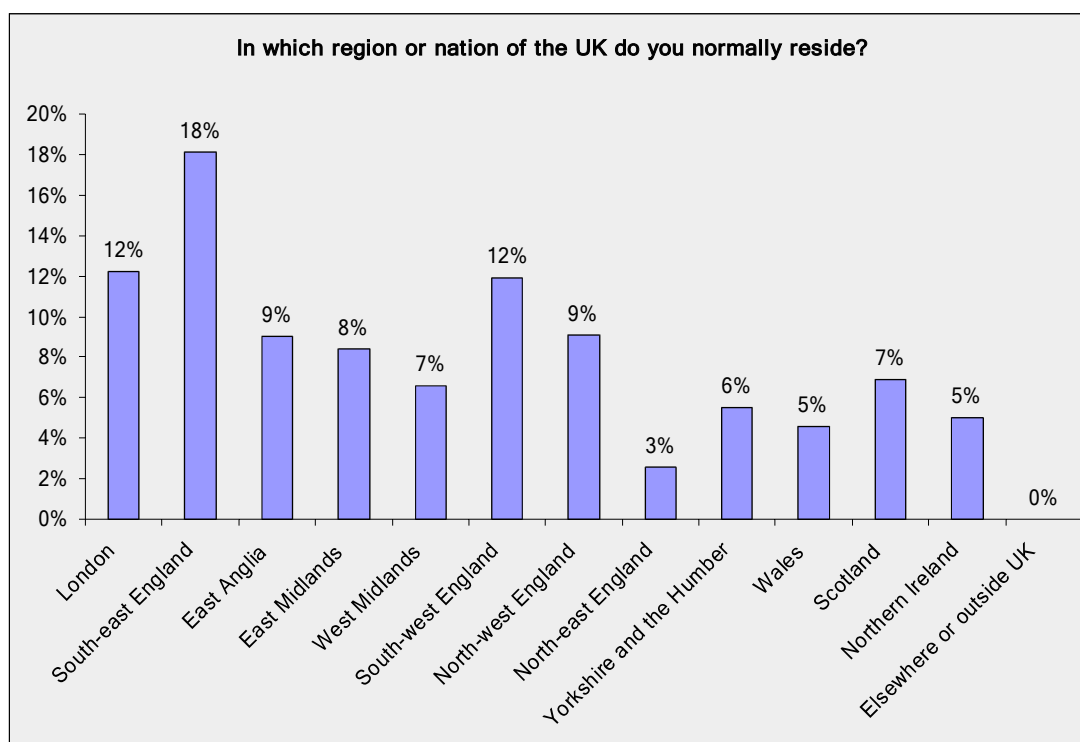
Your gender:

Answer Options	Response Percent	Response Count
Male	60.9%	802
Female	39.1%	514
answered question		1316
skipped question		14

61% of the respondents were male. This gender imbalance in favour of men was significantly higher than in previous surveys. This is possibly a result of this particular topic concerning religious beliefs being of more intrinsic interest to the man bunch of the women in the evangelical constituency.



The age profile of a sample corresponds well to that of previous surveys with 56% of the respondents being born before 1960.



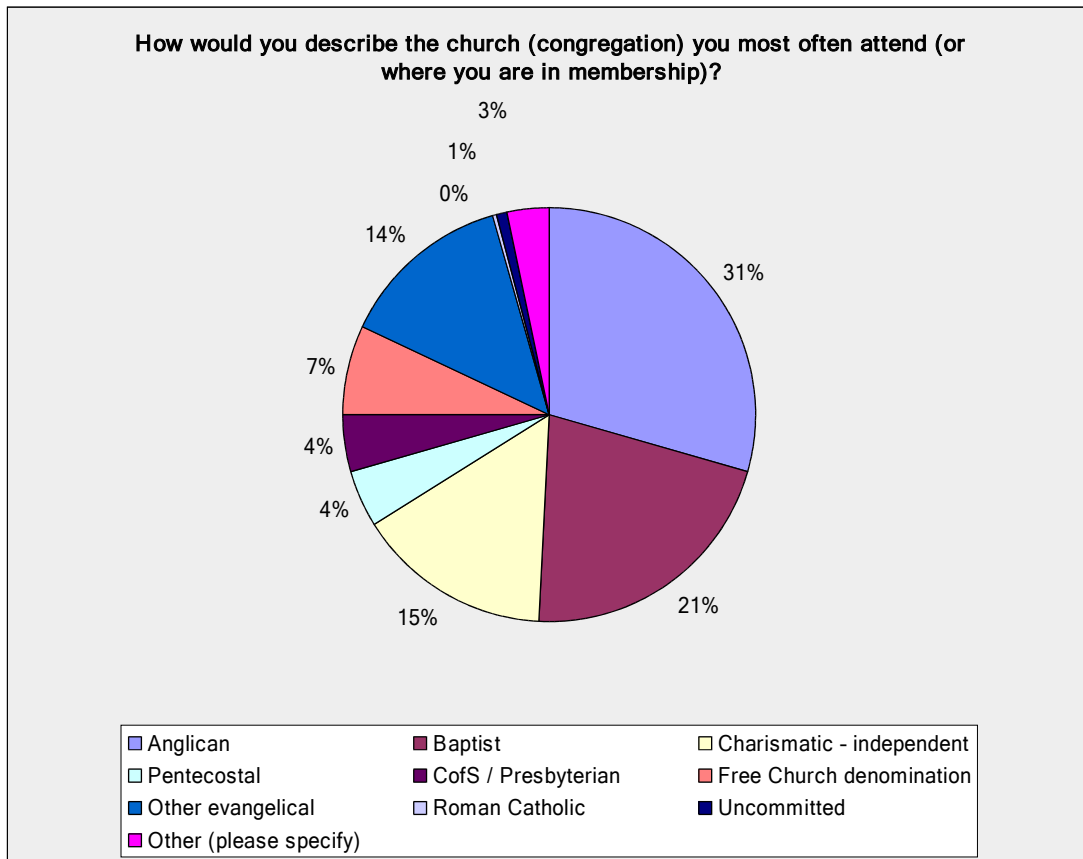
All regions of the United Kingdom are represented, with high proportions coming from London and the south of England.

Are you a church leader or minister? Tick all that apply

Answer Options	Response Percent	Response Count
Yes, with lone (or senior) responsibility for one (or more) congregation(s)	8%	107
Yes, as part of a team of leaders, elders or ministers	22%	296
I serve on a church Council (PCC), Board of Trustees or deacons group	17%	222
I have responsibility for leading a group, ministry or activity within the church (eg home group or children's work)	34%	449
I preach or teach sometimes, but don't have leadership responsibilities	17%	221
No, I am not a recognised church leader	30%	401
answered question		1326
skipped question	4	

The sample is biased towards leaders and activists in the churches with only 30% saying they were not in any way a recognised church leader or active in some ministry.

Anglicans , baptists, charismatic and other evangelicals are the most common denominations in the panel all together accounting for more than three quarters of the sample.



92% of the sample are of white British ethnic background, with a third of 3% saying they are white but not British. Black and minority ethnic Christians are considerably underrepresented in the sample. 94% of the sample were UK born.