

NatCen

Social Research that works for society

National Travel Survey 2012

Technical Report

Authors: Eleanor Taylor, Alun Humphrey, Kevin Pickering and Sarah Tipping

Date: July 2013

Prepared for: The Department for Transport

At NatCen Social Research we believe that social research has the power to make life better. By really understanding the complexity of people's lives and what they think about the issues that affect them, we give the public a powerful and influential role in shaping decisions and services that can make a difference to everyone. And as an independent, not for profit organisation we're able to put all our time and energy into delivering social research that works for society.

NatCen Social Research
35 Northampton Square
London EC1V 0AX
T 020 7250 1866
www.natcen.ac.uk

A Company Limited by Guarantee
Registered in England No.4392418.
A Charity registered in England and Wales (1091768) and Scotland (SC038454)

Contents

Tables	vi
Key	ix
Symbols and conventions	ix
Acknowledgements	x
1 INTRODUCTION	1
1.1 Background	1
1.2 Uses of the NTS data.....	1
1.3 Review of fieldwork sequence.....	2
1.3.1 Sample selection	3
1.3.2 The interview	3
1.3.3 Data input and editing.....	3
1.3.4 Data file protection.....	4
1.4 Response	4
2 SAMPLE SELECTION.....	5
2.1 Sample size and structure	5
2.2 Quasi-panel design	5
2.3 Selection of sample points	5
2.4 Oversampling of London.....	7
2.5 Selection of addresses.....	7
2.6 Allocation of PSUs	8
2.7 Selection of households at sampled addresses	8
2.8 Ineligible (deadwood) addresses	8
2.9 PSU level variables.....	9
3 FIELDWORK PROCEDURES AND RESPONSE RATE ..	11
3.1 Introduction	11
3.2 Interviewer briefings	11
3.3 Questionnaire and document despatch to interviewers	11
3.4 Contacting respondents	12
3.5 Confidentiality	13
3.6 Allocation of Travel Weeks	13

3.7	The placement interview	14
3.7.1	The 2012 NTS questionnaire.....	16
3.7.2	Harmonised questions.....	18
3.7.3	Placing the travel record and other documents	19
3.7.4	Length of the placement call.....	22
3.8	The reminder call	22
3.9	The mid-week check call.....	23
3.10	The pick-up call.....	24
3.11	Gazetteer	25
3.12	Outcome coding.....	26
3.13	The £5 gift voucher incentive	27
3.14	Response rates.....	28
3.15	Back-checking and quality control.....	29
4	DATA PROCESSING.....	31
4.1	Diary coding and entry	31
4.2	Editing the travel record data	31
4.3	Geocoding of address data	31
4.4	Coding and editing the CAPI questionnaire data	32
4.4.1	Examining notes.....	32
4.4.2	Back-coding other answers	32
4.4.3	SOC & SIC coding.....	32
4.4.4	Registration number checking	34
4.4.5	Vehicle coding	34
4.4.6	Distance checks and area coding.....	34
4.4.7	Data conversion	35
5	WEIGHTING.....	37
5.1	Introduction	37
5.2	The interview sample weights.....	37
5.2.1	Selection weights for multiple dwelling units and households	38
5.2.2	Weighting for household participation	38
5.2.3	Weighting for the removal of households with missing individual interviews	38
5.2.4	Calibration weighting	39
5.3	Fully responding sample weights.....	39
5.3.1	Weighting for the removal of households which did not fully respond	40
5.3.2	Calibration weighting	40
5.4	Weighting the travel data	40
5.4.1	The travel diary.....	40
5.4.2	Short walks.....	42
5.4.3	Long distance travel records	43
6	Glossary	45

Appendix A. Questionnaire Documentation 2012	48
Appendix B. 2012 allocation of PSUs to quota months	187
Appendix C. Advance letter	188
Appendix D. Non-contact letter	190
Appendix E. Survey leaflet	192
Appendix F. Adult and young persons travel records	194
Appendix G. Memory joggers	204
Appendix H. Mileage chart.....	207
Appendix I. Promissory note	208
Appendix J. SHOW CARDS.....	209
Appendix K. "Where do you work" lookup table	234
Appendix L. Logistic regression model for household participation	236
Appendix M. Calibration weighting control totals: interview sample.....	237
Appendix N. Logistic regression model for removing household that did not fully respond	238
Appendix O. Calibration weighting control totals: fully responding sample	240

Tables

Table 3.1	Mean number of calls, by outcome.....	12
Table 3.2	Method of individual interview at placement.....	15
Table 3.3	Timing of the placement interview in relation to the Travel Week.....	15
Table 3.4	Mean length of placement call (mins) by household size in 2012	22
Table 3.5	Proportion of productive households where a reminder was conducted	22
Table 3.6	Proportion of productive households where a mid-week check conducted	24
Table 3.7	Mean length of pick up interview in minutes, from 2002 to 2012.....	25
Table 3.8	NTS National response rates in 2012.....	28
Table 3.9	NTS Inner London response rates in 2012.....	28
Table 3.10	NTS Outer London response rates in 2012	29
Table 3.11	NTS National excluding London response rates in 2012	29
Table 5.1	Average number of journeys recorded on each day of the travel diary ...	41
Table 5.2	Average number of journeys recorded on each day of the travel diary by purpose of journey	42
Table 5.3	Weighting for short walks	42
Table 5.4	Number of long distance journeys made during the travel week.....	44

Figures

Figure 1-1	Examples of the uses of NTS data.....	1
Figure 1-2	The sequence of NTS tasks.....	2
Figure 1-3	NTS fieldwork procedures.....	4
Figure 2-1	NTS regional stratification variable	6
Figure 3-1	NTS 2012 quota month dates.....	13
Figure 3-2	Placement interview topics, 2012.....	17
Figure 3-3	Rotated questions 2012	18
Figure 3-4	Subsample questions 2012.....	18
Figure 3-5	Harmonised questions used in the 2012 NTS.....	19
Figure 3-6	Seven Day Travel Diaries	21
Figure 3-7	Pick-up interview topics.....	24
Figure 3-8	NTS outcome codes.....	26
Figure 4-1	Standard Occupational Classification 2010 (SOC 2010)	32
Figure 4-2	Standard Industrial Classification 2007 (SIC2007)	33
Figure 4-3	National Statistics Socio-economic Classification (NS-SEC) Analytic Classes.....	33
Figure 4-4	NTS CSV data files, 2012	35

Key

Symbols and conventions

In tables where figures have been rounded to the nearest final digit, there may be an apparent slight discrepancy between the sum of the constituent items and the total shown.

Symbols. The following symbols have been used throughout.

.. = not available

. = not applicable

- = Negligible (less than half the final digit shown)

0 = Nil

Acknowledgements

We owe a great deal to the NTS team at the Department for Transport for their support and guidance. At NatCen, the NTS is very much a team effort and thanks are due to the programmers, operations staff and interviewers who have worked so well together to make the survey a success. Particular thanks go to Lyndsey Melbourne, Abby Sneade, Craig Medhurst, Samuel Dickinson, Tim Stamp and Darren Williams at the Department for Transport. Finally, we are very grateful to all the respondents who gave their time to participate in the survey.

1 INTRODUCTION

1.1 Background

The National Travel Survey (NTS) provides up-to-date and regular information about personal travel within Great Britain and monitors trends in travel behaviour. The Ministry of Transport commissioned the first NTS in 1965/1966, and it was repeated on an ad-hoc basis in 1972/1973, 1975/1976, 1978/1979 and 1985/1986. In July 1988, the NTS became a continuous survey (i.e. fieldwork was conducted on a monthly basis) with an annual set sample size of 5,040 addresses which had increased to 5,796 by 2001. In 2002 the annual set sample size increased to 15,048 addresses.

Since January 2002, the Department for Transport (DfT) has commissioned NatCen Social Research (NatCen), an independent social research institute, as the contractor for the NTS. NatCen is responsible for questionnaire development, sample selection, data collection and editing and data file production. The DfT is responsible for building the database, data analysis, publication and archiving.

This report describes the methodology for sample design, fieldwork procedures, data preparation and data provision for the 2012 NTS.

1.2 Uses of the NTS data

The NTS is one of DfT's main sources of data on personal travel patterns in Great Britain. The survey collects detailed information on the key characteristics of each participating household and any vehicle to which they have access. In addition, each individual within the household is interviewed and then asked to complete a seven day travel record. The survey therefore produces a rich dataset for analysis with information recorded at a number of different levels (household, individual, vehicle, long distance journey, day, trip and stage).

Data from the NTS is used extensively by DfT to monitor changes in travel patterns and to inform the development of policy. The findings and data are also used by a variety of other organisations including: other Government departments (such as HM Revenue and Customs, the Department for Education, the Department for Environment, Food and Rural Affairs); university academics and students; transport consultants; local authorities and voluntary sector organisations representing a wide range of interests including motorists, cyclists, the elderly, rural communities and children. Figure 1-1 gives examples of the uses of NTS data.

Key results from the 2012 NTS are published by DfT in the statistical release, 'National Travel Survey: 2012', which is available on the Department's website at <https://www.gov.uk/government/publications/national-travel-survey-2012>

A range of methodological reports and additional analyses, including a set of personal travel factsheets, are also available via this link. DfT deposit a non-disclosive version of the NTS dataset at the UK Data Archive at the University of Essex.

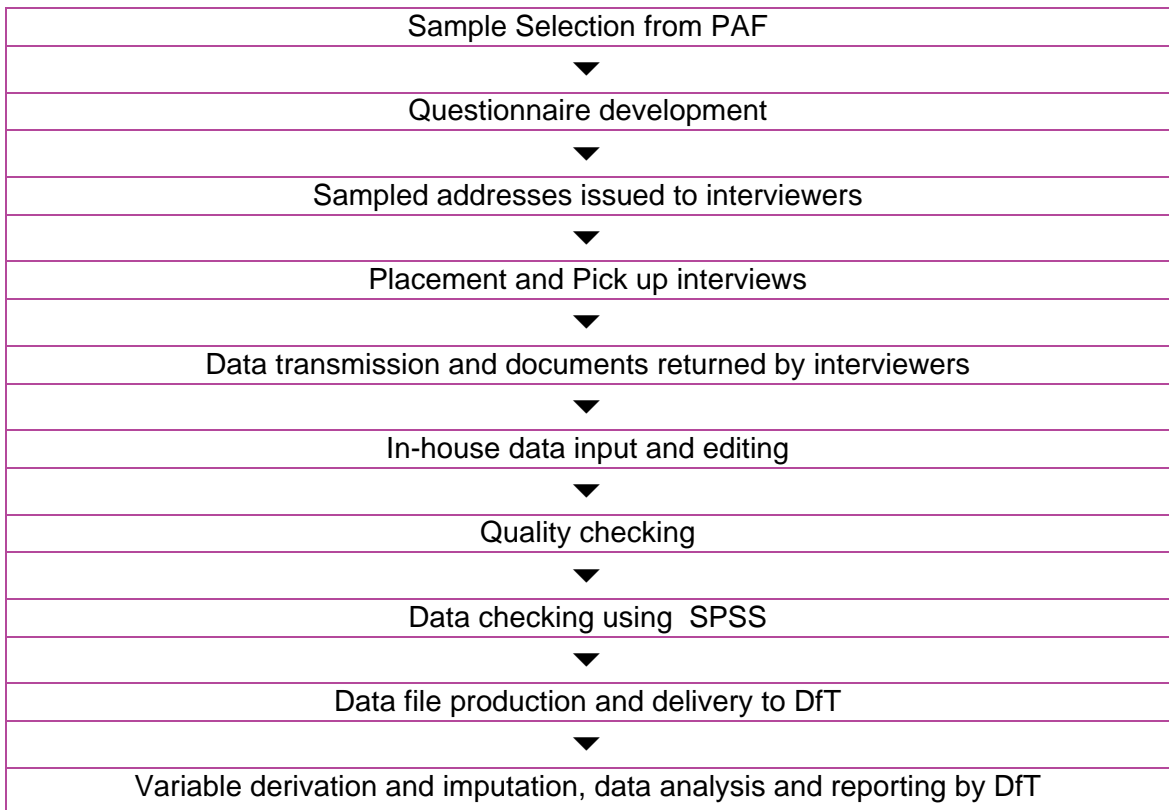
Figure 1-1 Examples of the uses of NTS data

NTS data has been used to:
• Build up a picture of changes in personal travel over time
• Examine travel among different groups, such as children, elderly people and people with mobility difficulties
• Understand the circumstances in which people will tend to use cars or public transport
• Understand how people travel to the shops and the impact of home deliveries
• Assess the take-up of concessionary passes and the impact on bus use
• Understand how increased car ownership and licence holding has led to increased driving among women
• Study how children travel to school and how this has changed
• Monitor accident rates amongst different types of road users
• Understand the 'distributional' impact of Spending Review proposals on different groups of people
• Measure the contribution to total transport CO ₂ emissions of different trip purposes and lengths
• Examine the uptake of sustainable transport modes, e.g. walking and cycling
• Understand how travel patterns vary according to area type, e.g. in urban or rural areas
• Produce research reports by academics, consultants, charities and others.

1.3 Review of fieldwork sequence

The NTS uses two data collection methods: face to face interviewing using computer assisted personal interviewing (CAPI) and self-completion of a seven day travel record. Figure 1-2 outlines the sequence of NTS tasks.

Figure 1-2 The sequence of NTS tasks



1.3.1 Sample selection

The 2012 NTS was based on a random sample of 15,048 private households, drawn from the Postcode Address File (PAF). The sample was designed to ensure that the addresses for each quarter were representative of the total GB population (see Section 2).

1.3.2 The interview

Interviewers were instructed to begin fieldwork at the beginning of the quota month. Travel Week start dates were allocated within quota months, which ran from mid-month to mid-month. The fieldwork procedure is outlined in Figure 1-3 and began with the interviewer sending **advance letters** to the sampled addresses. These letters briefly explained the purpose of the NTS, and mentioned that an interviewer would contact them. It also stated that each respondent would receive a **£5 gift voucher** if all household members completed every section of the survey. From June 2004, a **book of six first-class stamps** was also included with the advance letter.

Interviewers followed up the advance letter by making **face-to-face contact** with the household to arrange a placement interview. The **placement interview** generally took place before the Travel Week started. This interview was conducted with all household members and gathered information about the household, its individual members, household vehicles and long distance journeys that the household members had recently made. At the end of this interview the interviewer explained and placed the seven day **travel diaries** with all household members.

If there was a gap of more than a few days between the placement interview and the start of the Travel Week, interviewers made a **reminder call** or sent a **reminder card** to the household to remind them that their Travel Week was about to start. This was followed by a **mid week check call** (either by telephone or face-to-face) during the Travel Week to check on the household's progress in completing their diaries.

Within 6 days of the end of the Travel Week a **pick up interview** was conducted and the diaries were collected and checked. The pick up interview was used to complete any outstanding sections of the placement interview and to check whether any key factors had changed since the placement, such as the purchase of a new car.

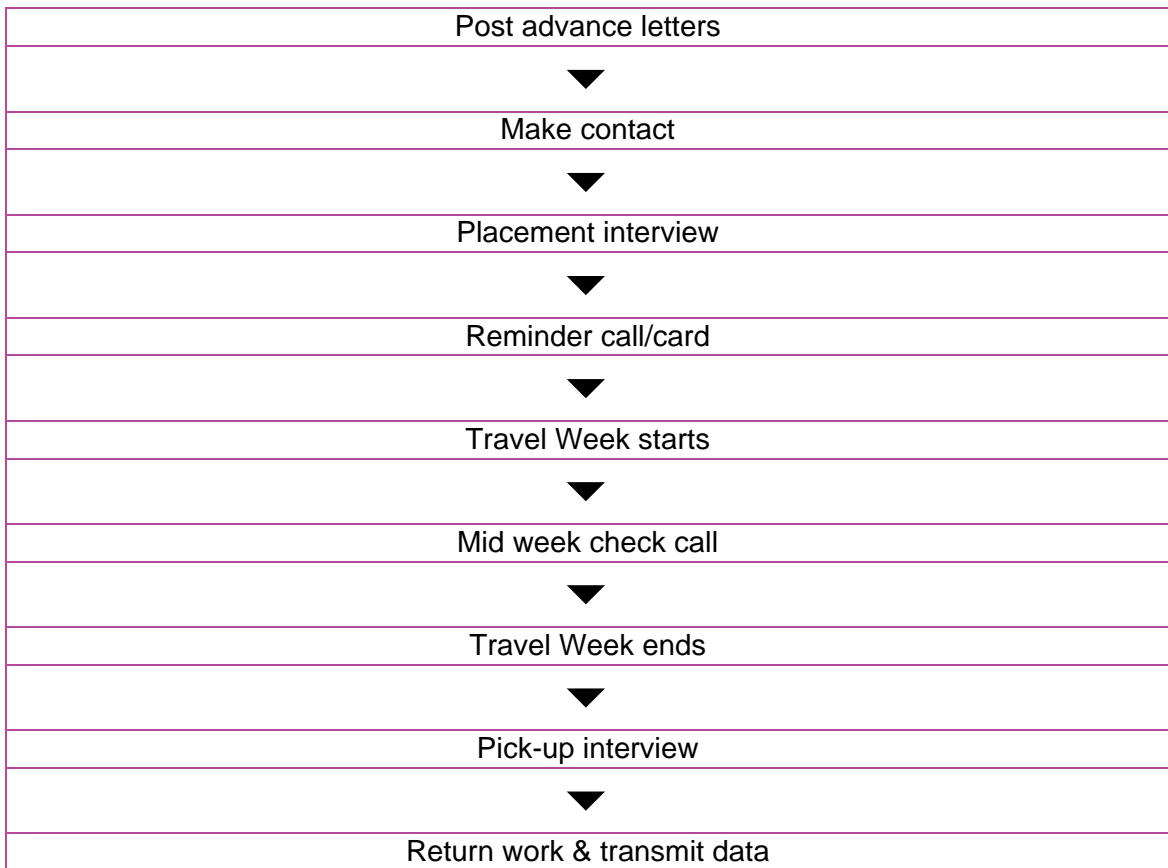
1.3.3 Data input and editing

The CAPI data was **transmitted** back to the NatCen operations department, usually on the day after the pick up call, and all paper documents were **returned** by post. Once the documents had been received, a team of NTS coders booked the diaries into the control system, and coded, keyed and edited the travel record information using the **Diary Entry System**. The **contents of the CAPI questionnaire** were edited and checked and all interviewer notes examined. The interviewers were contacted if there were any queries that could not be resolved by the coders. If necessary, the interviewer re-contacted respondents to resolve any issues.

Interviewers' progress was monitored on a weekly basis. The in-office deadline for fieldwork completion was approximately 8 weeks after the start of the first Travel Week for the quota month in question. For example, the cut off deadline for the January quotas was around 10th March. Quality checks were also made on selected interviewers on a rota basis and ten percent of addresses were back-checked¹.

¹ Back-checking involves contacting participating households by telephone to ensure that they were happy with the way that the interview was conducted.

Figure 1-3 NTS fieldwork procedures



1.3.4 Data file protection

The data were organised into levels; household, individuals, vehicles, long distance journeys made in the seven days before the placement interview or before the Travel Week which ever date was earliest (two records), days within the Travel Week, journeys made during the Travel Week, and the stages of these journeys. Lastly, NatCen provided DfT with PSU-level variables associated with each household but which were not collected directly from households. See Section 2.9 for a detailed description of PSU-level variables.

1.4 Response

Only households classed as ‘fully co-operating’² are included in the response calculations. A national response rate of 61% was achieved in 2012. This is equivalent to an achieved sample rate (ASR) of 54%. The ASR includes those households classified as ineligible in the denominator.

² See Section 3.12 for a definition of ‘fully co-operating’ and for full response details.

2 SAMPLE SELECTION

2.1 Sample size and structure

The sample was designed to provide a representative sample of households in Great Britain for each survey year. The NTS has an annual issued sample size of 15,048 addresses. The sample size has remained the same since 2002, when it was increased to provide annual estimates with a greater degree of precision. Previously, it had been necessary to combine three years' data for most analyses.

The NTS is based on a stratified two-stage random probability sample of private households in Great Britain. The sampling frame is the 'small user' Postcode Address File (PAF), a list of all addresses (delivery points) in the country. For practical reasons, the Scottish islands and the Isles of Scilly were excluded from the sampling frame. This excludes 2.2% of addresses in Scotland and 0.2% in Great Britain.

The sample was drawn firstly by selecting the Primary Sampling Units (PSUs), and then by selecting addresses within PSUs. The sample design employs postcode sectors as PSUs. There were 684 PSUs in 2012.

2.2 Quasi-panel design

Following a review of the NTS methodology³, it was decided that the NTS should introduce a quasi-panel design from 2002 onwards. According to this design, half the PSUs in a given year's sample are retained for the next year's sample and the other half are replaced. This has the effect of reducing the variance of estimates of year-on-year change. Hence 342 of the PSUs selected for the 2011 sample were retained for the 2012 sample, supplemented with 342 new PSUs. The PSUs carried over from the 2011 sample for inclusion in 2012 were excluded from the 2012 sample frame, so they could not appear twice in the sample. The dropped PSUs from 2011 were included in the sample frame.

Whilst the same PSU sectors might appear in different survey years, no single addresses were allowed to be included in three consecutive years. Each year, NatCen provided the sampling company with a list of the addresses selected for the previous three survey years. These addresses were excluded from the sampling frame before the addresses for 2012 were selected. This means respondents to the previous year's survey in the carried over PSUs could not be contacted again.

2.3 Selection of sample points

A list of all postcode sectors in Great Britain was generated, excluding those in the Scottish Islands and the Isles of Scilly. Sectors carried over from each year were also excluded. Sectors south of the Caledonian Canal with less than 500 delivery points and sectors north of the Caledonian Canal with less than 250 delivery points were grouped with an adjacent sector. Grouped sectors were then treated as one PSU. On average each PSU contained about 2,900 delivery points.

³ Elliott, D. (2000) ONS Quality Review of the National Travel Survey: Some Aspects of Design and Estimation Methods.

This list of postcode sectors in Great Britain was stratified using a regional variable, car ownership and population density. This was done in order to increase the precision of the sample and to ensure that the different strata in the population are correctly represented. Random samples of PSUs were then selected within each stratum.

In 2006, NatCen carried out a piece of analysis to examine whether the current set of NTS stratifiers is the most optimal available⁴. This concluded that the existing stratifiers should be retained.

The regional strata for Great Britain are based on the NUTS2 areas, grouped in a few cases where single areas are too small. NUTS or Nomenclature of Units for Territorial Statistics is a European-wide geographical classification developed by the European Office for Statistics (Eurostat). NUTS2 roughly relates to counties or groups of counties in England, and groups of unitary authorities or council areas in Scotland and Wales. The 40 regional strata for the survey are shown in Figure 2-1.

Within each region, postcode sectors were listed in increasing order of the proportion of households with no car (according to the 2001 Census). Cut-off points were then drawn approximately one third and two thirds (in terms of delivery points) down the ordered list, to create three roughly equal-sized bands. Within each of the 120 bands thus created (40x3), sectors were listed in order of population density (people per hectare). 342 postcode sectors were then systematically selected with probability proportional to delivery point count⁵. Differential sampling fractions were used in Inner London, Outer London and the rest of Great Britain in order to oversample London (see Section 2.4 for further details). These sectors were then added to the 342 sectors carried over from the previous year's survey to make the final sample of 684 sectors for each year.

Figure 2-1 NTS regional stratification variable

	England	GOR code
1	Inner London – East	7 Greater London
2	Inner London – West	7 Greater London
3	Outer London – East and North East	7 Greater London
4	Outer London – South	7 Greater London
5	Outer London West and North West	7 Greater London
6	Devon and Cornwall	9 South West
7	North Somerset, North East Somerset, Bath, Somerset and Dorset	9 South West
8	Bristol, South Gloucestershire, Gloucestershire and Wiltshire	9 South West
9	Oxfordshire, Buckinghamshire and Berkshire	8 South East
10	Hampshire and Isle of Wight	8 South East
11	Kent	8 South East
12	West Sussex and East Sussex	8 South East
13	Surrey	8 South East
14	Essex	6 Eastern
15	Cambridgeshire, Suffolk and Norfolk	6 Eastern
16	Hertfordshire and Bedfordshire	6 Eastern
17	Leicestershire, Lincolnshire and Northamptonshire	4 East Midlands

⁴ For further details see Scholes, S, (2006), Choosing optimal stratifiers for the National Travel Survey on DfT's website

⁵ After expansion by the Multiple Occupancy Indicator (MOI) in Scotland (see Section 2.7).

England		GOR code
18	Warwickshire and Hereford & Worcester	5 West Midlands
19	West Midlands	5 West Midlands
20	Shropshire and Staffordshire	5 West Midlands
21	Nottinghamshire and Derbyshire	4 East Midlands
22	Cheshire	2 North West and Merseyside
23	Merseyside	2 North West and Merseyside
24	Greater Manchester	2 North West and Merseyside
25	Lancashire and Cumbria	2 North West and Merseyside
26	South Yorkshire	3 Yorkshire and Humberside
27	West Yorkshire	3 Yorkshire and Humberside
28	North Yorkshire and Humberside	3 Yorkshire and Humberside
29	Cleveland, County Durham and Northumberland	1 North East
30	Tyne & Wear	1 North East
Wales		GOR code
31	Anglesey, Gwynedd, Conwy, Denbighshire, Flintshire, Wrexham, Powys, Ceredigion	11 Wales
32	Carmarthenshire, Neath Port Talbot, Pembrokeshire, Swansea	11 Wales
33	Blaenau Gwent, Caerphilly, Monmouthshire, Newport, Torfaen	11 Wales
34	Bridgend, Cardiff, Merthyr Tydfil, Rhondda Cynon Taff, Vale of Glamorgan	11 Wales
Scotland		GOR code
35	Grampian, Highland, Argyll & Bute	12 Scotland
36	Tayside, Fife and Central	12 Scotland
37	Edinburgh, Lothians and Borders	12 Scotland
38	Glasgow and Dunbartonshire	12 Scotland
39	Lanarkshire, Renfrewshire and Inverclyde	12 Scotland
40	Ayrshire and Dumfries & Galloway	12 Scotland

2.4 Oversampling of London

Each year, London PSUs were oversampled. Response rates tend to be much lower in London compared with the rest of Great Britain, with rates being lowest in Inner London. The NTS oversamples Inner and Outer London with the aim of achieving responding sample sizes in London and elsewhere which are proportional to their population. Estimates of response rates were made in order to oversample Inner and Outer London: 49% for Inner London, 58% for Outer London and 67% for the rest of Great Britain. These estimates were based on NTS response rates from 1995-2000 plus our own experience of achieving full household co-operation in these areas. Of the 684 sectors in the sample, 56 were in Outer London and 44 in Inner London.

2.5 Selection of addresses

Within each selected sector, 22 addresses were sampled systematically, giving a sample of 15,048 addresses (684 postcodes x 22).

About 25.2 million delivery points were available for selection in Great Britain as a whole, with about three million delivery points in Greater London. Consequently the

probability of an address in Great Britain being selected for the 2012 NTS was one in 1,730; in Inner London this was one in 1,217 and in Outer London one in 1,450.

2.6 Allocation of PSUs

As travel patterns show a seasonal variation, equal numbers of PSUs were assigned to each quota month (57 PSUs per month). Furthermore, PSUs were allocated to quota months such that a nationally representative sample would be obtained for each quarter.

2.7 Selection of households at sampled addresses

At some addresses, interviewers may find that there is more than one dwelling unit, such as a house (no. 15) which has been split into two flats (15a and 15b). (A dwelling unit is a living space with its own front door – this can be either a street door or a door within a house or block of flats.) They may also encounter dwelling units with multiple resident households, for example there could be two families living as two separate households in one house. (A household is defined as one person or a group of people living in a dwelling unit, who either share a meal a day or share living accommodation.)

In England and Wales such addresses are not reliably identified on the PAF and will not be identified until the interviewer has visited the address. As a result households residing at addresses with multiple dwelling units and/or households will have had a lower chance of selection than others. While there are relatively few such addresses (one per cent), they account for a larger proportion of households, and these households tend to be rather different to others (poorer, younger, and smaller), so consequent biases may not be entirely trivial.

In contrast to England and Wales, the ‘multiple occupancy indicator’ (MOI) on PAF reliably identifies the number of households there are at each address in Scotland. Consequently the sampling frame for Scotland was expanded by MOI to give these extra households the same chance of being selected as households at single occupancy addresses.

Interviewers must select one household to approach to take part at each sampled address. Interviewers are instructed to first establish the number of dwelling units at each sampled address. If there are more than one, interviewers use a selection grid on the Address Record Form to select one. They then establish the number of households residing within the selected dwelling unit. Once again, if there are more than one, interviewers use a selection grid to make a random selection.

Corrective weighting is then used to remove any bias arising from the lower chance of selection among dwelling units and/or households residing at multi-household addresses.

Prior to 2009, the selection process at multi-household addresses was to list all households at the address and randomly select up to three in England and Wales, and only one in Scotland. This limitation on the number of extra households left some residual bias that was similarly removed using corrective weighting.

2.8 Ineligible (deadwood) addresses

The following types of address were classified as ineligible in 2012. (See also Section 3.12 Outcome Coding):

Houses not yet built or under construction.

Demolished or derelict buildings or buildings where the address has "disappeared" when 2 addresses were combined into one.

Vacant/empty housing unit - housing units known not to contain any resident household on the date of the 1st contact attempt.

Non-residential address - an address occupied solely by a business, school, government office or other organisation with no resident persons

Residential accommodation not used as the main residence of any of the residents. This is likely to apply to second homes/seasonal/vacation/temporary residences. These were excluded to avoid double counting - the households occupying the address had a chance of selection at their permanent address.

Communal establishment/institution - an address at which four or more unrelated people sleep; while they may or may not eat communally, the establishment must be run or managed by the owner or a person (or persons) employed for this purpose.

Address is residential and occupied by a private household(s), but does not contain any household eligible for the survey - it is very rare for a residential household not to be eligible for NTS interview, exceptions include 'Household of foreign diplomat or foreign serviceman living on a base', addresses which are not the 'Main residence' of any of the residents and addresses where there are no residents aged 16 or over.

Address out of sample - cases where interviewers were directed not to approach a particular address. This is very rare and usually only occurs where an address should not have been listed on the original sampling frame.

2.9 PSU level variables

In addition to the information provided by members of the sampled households, the NTS also collects information measured at the PSU level (P-level). The value of a P-level variable applies to all households living within that PSU. The P-level is therefore the highest level at which the data may be analysed, coming just above the H (Household) level in the analysis hierarchy.

Figure 2-2 Description of P-level variables

Variable	Description
P1	PSU identification number
P2	Region (Scotland, Wales and nine regions in England)
P3	Blank field, not used
P4	Blank field, not used
P5_2001	Type of Area (urban/rural classification) constructed from a classification of urban areas derived by ONS and DfT from the 2001 Census of Population. Does not include South Yorkshire in metropolitan built-up area category.
P5_SY	Type of Area (urban/rural classification) South Yorkshire included in metropolitan built-up area category
P6	PSU Population Density derived from 2001 Census figures on the number of people living in private households per hectare
P7	LA Population Density derived from 2001 Census figures on the number

Variable	Description
	of people living in private households per hectare.
P8-14	Concessionary fares This information is obtained by DfT via a questionnaire sent to all local authorities
P8	Availability of concessionary bus fares for pensioners
P9	Eligibility for concessionary bus fare schemes for pensioners
P10	Type of concession bus fare schemes for pensioners
P11	Membership fee for concessionary bus fare schemes for pensioners
P12	Times available for concessionary bus fare schemes for pensioners
P13	Geographical area covered by the concessionary bus fare schemes for pensioners
P14	Blank field, not used
P15	County of residence
P16	Regional stratification prior to 2002 No longer in use
P17	Regional stratification (from 2002)
P18	County/ Unitary Authority codes

3 FIELDWORK PROCEDURES AND RESPONSE RATE

3.1 Introduction

The NTS is a continuous survey with fieldwork taking place throughout the year. In 2012, as in previous years, respondents were interviewed face-to-face using Computer-Assisted Personal Interviewing (CAPI), and recorded their travel details in a seven day self-completion travel record.

Interviewers began fieldwork at the start of each month. The fieldwork involved making contact with households, conducting the placement interview, placing the Travel Diaries and conducting the pick up interview at the end of the Travel Week. Travel Week start dates were allocated within quota months, which ran from mid-month to mid-month. For example, the first Travel Week that interviewers could allocate for the June quota, started in mid-June. The CAPI data and NTS documents were returned to NatCen's Operations Department for in-house data input and editing.

The 2012 CAPI questionnaires were designed and implemented using the software system Blaise. A single Blaise instrument was used for the household, individual, vehicle and administrative sections of the questionnaire. A separate Diary Entry System (DES) was written in Visual Basic. Selected CAPI variables were extracted and loaded into the NatCen field management system from where they were referenced by the DES. This process provides contextual information from the CAPI interview for those people inputting and editing travel record data.

3.2 Interviewer briefings

Interviewers were briefed by the lead researchers during a series of two-day briefings. The briefings covered all aspects of the survey and included the completion of a dummy interview on interviewer laptops, as well as role-play exercises to practise doorstep technique and the placing and picking up of the travel records. Interviewers were also given a pre-briefing exercise. This involved completing their own travel record using their own journey details for a week, studying the definitions manual and completing a short test on this.

3.3 Questionnaire and document despatch to interviewers

Before the start of each quota month, the Operations Department made the sampled addresses and the questionnaire available to the interviewers for collection via a broadband connection⁶. The relevant NTS materials were despatched to the interviewers by post.

⁶ IN 2012, a very small fraction of interviewers still collect and return work via a dial-up connection

Any queries about transmission or other technical matters were dealt with by a helpline run from the Operations Department during working hours, and by a team of experienced interviewers working from home outside of working hours. Laptop maintenance was handled by a separate department within NatCen. The interviewers were also able to contact staff within the Operations Department who deal with the administration of fieldwork.

3.4 Contacting respondents

Interviewers were given **advance letters** to send to the selected addresses in advance of their first call (see Appendix C). A Welsh translation of the advance letter was used for addresses in Wales. The advance letter gave some general background to the survey and explained its importance, some of its uses and how the household had been selected. It also stated that each respondent would receive a **£5 gift voucher** if all household members completed every section of the survey. See Section 3.13 for more details on the £5 incentive payment for respondents.

The letter included a space for interviewers to write in their name so that respondents knew who would be calling and to make the letters more personal. The letters were sent in **'On Her Majesty's Service' envelopes** and, from June 2004 onwards, a **book of six first-class stamps** was included with the advance letter as a gesture of goodwill to encourage respondents to take part.

Interviewers were notified of any refusals made direct to the Operations Department as a result of the advance letter. Interviewers were not required to visit these addresses and they did not count against interviewers' individual response rates. However, they were counted as non-response (office refusals) in calculating the overall response to the survey.

A few days after the advance letters had been sent, interviewers made contact with respondents by personal visit. Interviewers were required to make a minimum of 6 calls, up to a maximum of 9. These calls had to be at different times of day and on different days of the week. If there was still no contact, only then could an interviewer return a case as a 'non-contact'. The average number of calls made for each type of outcome for the 2010-2012 surveys is shown in Table 3-1.

	2010	2011	2012
Fully co-operating	5.3	5.2	5.3
Partially co-operating	6.1	5.9	6.3
Non-contact	8.7	9.0	9.0
Refusal	5.0	4.9	5.0
Other unproductive	4.5	4.4	4.6
Unknown eligibility	6.7	7.3	7.0
Ineligible	3.2	3.2	3.2
Overall average	5.2	5.2	5.2

Interviewers were also given a non-contact letter from November 2008 onwards, to post through the door of addresses where contact had still not been made after 6 or more calls (see Appendix D).

Interviewers had a **survey leaflet** to use on the doorstep (see Appendix E). This contained information about the reasons for carrying out the survey, how households were chosen and selected findings from previous surveys. Interviewers could leave this with respondents who were not sure if they wanted to take part, and call back at a later date. They also left it if they made an appointment to come back and do the interview. Interviewers could also use **DfT Statistical Release Summary** to demonstrate to possible respondents the type of data collected by the NTS and how it was used. For any young children, a themed **fun pack** (which included games and pens) was provided for their amusement whilst adults completed the survey.

3.5 Confidentiality

Respondents were informed in the advance letter that their participation was voluntary and that any information they provided would remain confidential and would not be passed on to anyone outside NatCen in a form that could be used to identify them. Respondents were provided with a telephone number for Natcen's Operations Department that they could telephone if they had any queries. Any substantive queries or complaints were subsequently passed on to researchers to deal with.

3.6 Allocation of Travel Weeks

Each household had to be allocated a Travel Week during which they kept their travel record and entered details into the **mileage chart**. Travel Week start dates were allocated within quota months, which ran from mid-month to mid-month. The travel recording periods for each month are shown in the figure below.

Figure 3-1 NTS 2012 quota month dates

2012 MONTH	From	To
January	12-Jan-12	11-Feb-12
February	12-Feb-12	12-Mar-12
March	13-Mar-12	11-Apr-12
April	12-Apr-12	11-May-12
May	12-May-12	11-Jun-12
June	12-Jun-12	12-Jul-12
July	13-Jul-12	12-Aug-12
August	13-Aug-12	11-Sep-12
September	12-Sep-12	11-Oct-12
October	12-Oct-12	11-Nov-12
November	12-Nov-12	11-Dec-12
December	12-Dec-12	11-Jan-13

It was important that the choice of Travel Week was not left to the discretion of the respondent or interviewer as this could lead to bias. To prevent bias, it was necessary to ensure that the Travel Weeks were evenly spread over the days of the week as well as the weeks of the quota month. The method for doing this was to give each interviewer a **Travel Week Allocation Card** listing 22 Travel Week start dates for the month. These 22 dates were randomly selected from all the dates from mid-month to mid-month, thus giving each interviewer a slightly different set of 22 dates.

The interviewer had to allocate a start date to every address in their assignment, whether or not it was productive. They did this by allocating the first address at which

they had a definite outcome (either a placement interview, deadwood, refusal or non-contact) to the first date available on the list, the next address to the second date and so on. In exceptional circumstances where interviewers could not contact a household in time to allocate any of the original Travel Weeks (such as a household being away on holiday), interviewers were able to request additional Travel Weeks during the week after the original travel recording period (the '5th week'). The Operations Department controlled use of these additional dates.

3.7 The placement interview

The first stage of interviewing consisted of the placement interview. This was conducted with all household members and consisted of three sections:

- The **household questionnaire** was asked of the Household Reference Person (HRP), which is the householder with the highest income, or their spouse or partner. In exceptional cases the household questionnaire can be asked of another responsible adult aged 16 or over.
- The **individual questionnaire** was asked of each household member, including children (although proxy information was collected for children under 11). A maximum of 10 people could be included. On the extremely rare occasions when interviewers encountered a household with more than 10 members, they were instructed to select the oldest 10 to take part in the interview, and to ensure that all vehicle owners were included.
- The **vehicle questionnaire** was asked of the main driver for each vehicle in the household. A maximum of 10 vehicles could be recorded.

It was not always possible to interview all household members in person and so proxy interviews were allowed for adults who were difficult to contact. The percentage who were interviewed face-to-face, by proxy and not interviewed in 2012 is shown in Table 3.2, alongside comparable figures for 2010 and 2011. Interviewers were instructed to interview those under 11 by proxy, which is why most interviews with children were proxy interviews. In 2012, 75 per cent of interviews with children aged under 11 were by proxy.

Table 3.2 Method of individual interview at placement			
	Aged <16	Aged 16+	Total
2012	%	%	%
Face-to-face	27	76	66
Proxy	73	24	33
Not interviewed	-	-	-
<i>Base (individuals)</i>	4,123	17,233	21,356
2011	%	%	%
Face-to-face	30	77	68
Proxy	69	23	32
Not interviewed	-	-	-
<i>Base (individuals)</i>	3,751	15,382	19,133
2010	%	%	%
Face-to-face	29	77	68
Proxy	70	22	32
Not interviewed	-	-	-
<i>Base (individuals)</i>	4,210	16,722	20,932

In the majority of cases, the placement interview took place before the start of the Travel Week. Table 3-3 shows the gap between the placement interview and the start of the Travel Week in 2010-2012 (see Section 3.12 for a definition of full and partial response). In 82 per cent of households, the placement interview was started and travel records placed before the Travel Week started. A further 9 per cent in 2012 were started on the first day of the Travel Week, 5 per cent were started on the second day and 3 per cent were started on the third day. Interviewers are instructed not to allocate travel weeks more than 2 days prior to the date of the placement interview hence very few placement interviews were started after this time.

Table 3.3 Timing of the placement interview in relation to the Travel Week			
	Full Response	Partial Response	Total
2012			
Placement interview was...	%	%	%
... 8 or more days before start of Travel Week	29	29	29
... 1-7 days before start of Travel Week	53	53	53
... on day 1 of Travel Week	9	9	9
... on day 2 of Travel Week	5	5	5
... on day 3 of Travel Week	3	3	3
... after day 3 of the Travel Week	-	1	-
<i>Base (households)</i>	8,201	802	9,004
2011			
Placement interview was...	%	%	%
... 8 or more days before start of Travel Week	34	38	35
... 1-7 days before start of Travel Week	52	48	51
... on day 1 of Travel Week	8	8	8
... on day 2 of Travel Week	4	3	4
... on day 3 of Travel Week	2	3	2
... after day 3 of the Travel Week	-	-	-
<i>Base (households)</i>	7741	749	8490

Table 3.3 Timing of the placement interview in relation to the Travel Week

	Full Response	Partial Response	Total
2010			
Placement interview was...	%	%	%
... 8 or more days before start of Travel Week	34	29	33
... 1-7 days before start of Travel Week	47	51	48
... on day 1 of Travel Week	9	10	9
... on day 2 of Travel Week	6	5	6
... on day 3 of Travel Week	4	4	4
... after day 3 of the Travel Week	-	1	-
<i>Base (households)</i>	<i>8,097</i>	<i>705</i>	<i>8,803</i>

3.7.1 The 2012 NTS questionnaire

The topics covered by each section of the placement interview are shown in Figure 3.2. The electronic version of the 2012 NTS Technical Report is available on the DfT website.

For 2012, a small number of changes were made to the questionnaire including changes to the question on ethnicity. Other changes consisted of amendments to some existing questions. All changes to the questionnaire are shown in Appendix A.

Figure 3-2 Placement interview topics, 2012

HOUSEHOLD	INDIVIDUAL	VEHICLE
Household grid	Mobility difficulties	Registration no.
Accommodation	Walk of 20 minutes or more	Vehicle details
Tenure	Transport methods used	Parking
Length of residence	Use of bicycles	Company cars
Local transport services	Children as front/rear passengers	Mileage
Distances to amenities	Driving licences	SatNav
Children's travel to school	Reasons for not driving	
Household vehicles	Economic activity	
Shopping	Transport barriers to employment	
Satisfaction with local transport services	Income	
	Place of work	
	Home working	
	Difficulties travelling to work	
	Difficulties with shopping and other journeys	
	Road accidents involving adults	
	Road accidents involving children	
	Season tickets	
	Long distance journeys	

From 2002, some questions had been designated to be 'rotated' such that they would be asked every other year. However, in 2006 questions on the frequency of use of bicycles, local bus and domestic air, which had previously been 'odd year' modular questions, were introduced on a permanent basis. In addition, a small number of 'even year' modular questions were deleted (questions on pavement conditions, cycle lane provision, availability of combined bus and rail ticket and whether vehicles had been driven in Northern Ireland in the last 12 months).

For the 2009 survey, the questionnaire was reviewed by DfT and NatCen. This resulted in further changes to the rotated questions and the introduction of sub-sample questions. The previously rotated questions on frequency of use of certain modes of transport, accessibility of services, reliability and frequency of trains and buses were introduced on a permanent basis – with some being asked of a subgroup of the sample only. From 2009, all households were randomly assigned to two sub-groups. One group were asked about attitudes to local services and the other were asked about accessibility of services. The rotated questions agreed for the 2012 survey are listed in Figure 3.3. The questions asked of each subsample in 2012 are shown in Figure 3.4.

Figure 3-3 Rotated questions 2012

Module A (2012 and even years)	Module B (2011 and odd years)
<p>Mobility aids and special transport Whether have wheelchair, scooter or walking stick How often use wheelchair, scooter or walking stick Awareness of types of special transport Use of types of special transport</p> <p>Transport difficulties Types of journeys with which have transport difficulties Transport difficulties encountered on those journeys</p> <p>Vehicle use outside GB Whether vehicle has been driven outside GB in last 12 months Estimated mileage outside GB Purpose of trip outside GB</p>	<p>Children's travel to school Whether children are accompanied to school Why children are accompanied to school How children travel home from school</p> <p>Children's travel safety Whether children are allowed to cross roads unaccompanied Type of roads children are allowed to cross unaccompanied Where children sit when travelling by car</p> <p>Travel to work Types of roads used to travel to work Whether driver or passenger when travelling to work Whether gives anyone a lift to work Where car is parked at work</p>

Figure 3-4 Subsample questions 2012

Subsample A	Subsample B
<p>Rating of buses and trains Rating of satisfaction with local buses Rating of reliability of local buses Rating of frequency of local buses Rating of satisfaction with local trains Rating of reliability of local trains Rating of frequency of local trains</p>	<p>Accessibility of services Time on foot or by public transport (whichever is the quickest) to nearest:</p> <ul style="list-style-type: none"> – shopping centre – shop selling groceries – GP surgery – hospital – primary school – secondary school – school or college providing post GCSE courses for 16 to 19 year-olds – chemist – post office

3.7.2 Harmonised questions

A number of harmonised questions are used in the NTS to allow users of the data to compare NTS data with those from other social surveys. These questions are documented in Figure 3-5.

Figure 3-5 Harmonised questions used in the 2012 NTS

Harmonised question	NTS question name	Year introduced
Sex	Sex	1998
Age	Agelf	1998
Date of birth	Birth	2000
Marital status	MarStatN	2009
Living arrangements	LiveWith	1999
Ownership of accommodation	Hhldr ¹	2002
Joint Ownership	HiHNum	2002
Ethnic Group	EthGroup ²	2001
Length of residence	HLong	1998
Relationship to head of household	RelHoH	1998
Accommodation type	Accom	2000
House type	HseType	2000
Flat type	FltTyp	2000
Other accommodation	AccOth	2000
Housing tenure	Tenl	1998
Car ownership ¹	UseVcl ³	1998
Vehicle type ¹	TypeVcl ⁴	1998
Company car	PrivVcl ⁵	1998
In employment	Wrking	1998
Training scheme	SchemeET	1998
Away from work	JbAway	1998
Own business	OwnBus	1998
Relative business	RelBus	1998
Looking for work	Looked	1998
Starting work	StartJ	1998
Inactive	YinAct	1998
Industry	IndD	1998
Job title	OccT	1998
Job description	OccD	1998
Job status	Stat	1998
Paid employment	EverWk	1998
Date of leaving last job	DtJbl	1998
Supervising employees	SVise	2001
Supervision responsibilities	SViseDesc	2001
Organisation size	EmpNo	1998
Self-employed	Solo	1998
Number of employees	SENo ¹	1998
Full or part time work	FtPtWk	1998
Long-term unemployed	HowLong	2004
Educational qualifications	EdAttn1	2005
Professional/vocational qualifications	EdAttn2	2005
Highest qualification	EdAttn3	2005

1 Answer categories amended in 2003

2 Answer categories amended in 2011

3 Question text amended in 2004

4 This question was deleted in 2004, it has since been imputed using TypeVcl2

5 Question text amended in 2009

3.7.3 Placing the travel record and other documents

At the end of the placement interview, the interviewer placed:

- the seven day travel record (Appendix F),

-
- and the mileage chart (Appendix H).

The seven day travel record

Each individual in a household was issued with a seven day travel record, in which they were to record details of their travel activity. There are two versions, one for adults (respondents aged 16 and over) and one for children (the Young Person's travel record).

The travel record was redesigned for 2007 following an extensive development study. Full details of this study are available on the Department for Transport's website.⁷

Each trip was recorded, and the respondent provided details of origin and destination, purpose, mode, distance travelled, time, number travelling in their party, vehicles used, tickets used and cost. In addition the adult version of the travel record asked respondents to detail any parking costs, road tolls or congestion charges paid when travelling by car, as well as indicating whether they were a passenger or driver. On day 7, the child travel record asked whether the respondent spent any time in the street (e.g. playing, talking with friends etc.).

Interviewers explained to respondents in detail how to complete the travel record. They generally did this by entering the details of some typical journeys made by the respondent in the blank example pages provided, often using the respondent's previous day's journeys. Some interviewers used the **NTS definitions manual** to help describe the level and type of details required.⁸

Simplified pocket size diaries or **memory joggers** (see Appendix G), into which respondents could briefly note down their journeys, were placed with respondents if the interviewer felt they would be helpful. Everyone received an **NTS pen** to aid travel record and other NTS document completion.

From September to December 2008, a slightly different design of travel record was trialled with half of the sample. The revised travel record had rows for seven journeys on days 1 to 6, rather than six, and slightly revised text to remind respondents to include short trips and short walks on day 7. This was done to examine the impact of these changes on trip reporting, following changes being observed in the diary data between 2006 and 2007. No significant effects were detected. From 2009 the revised travel record was used.

⁷ For further detail see McGee A, Gray M & Collins D (2006), NTS Travel Record Review Stage 1; and (McGee A, Gray M, Andrews F, Legard R, Wood N and Collins D (2006) NTS Travel Record Review Stage 2

⁸ All survey definitions are given in the NTS definitions manual, copies of which are available on request.

Figure 3-6 Seven Day Travel Diaries

Adult Diary (respondents aged 16 and over) (blue)	Young Person's Diary (green)
Day 1-6	Day 1-6
Purpose of journey	Purpose of journey
Time Left	Time Left
Time Arrived	Time Arrived
Origin - Where the journey started (From Village/ Town/ Local Area)	Origin - Where the journey started (From Village/ Town/ Local Area)
Destination - Where the journey ended (To Village/ Town/ Local Area)	Destination - Where the journey ended (To Village/ Town/ Local Area)
Method of Travel (Car, bus, walking etc.) (Only walks that were more than one mile, or took more than 20 minutes are included)	Method of Travel (Car, bus, walking etc.) (Only walks that were more than one mile, or took more than 20 minutes are included)
Distance (miles)	Distance (miles)
Time travelling (in minutes)	Time travelling (in minutes)
Number in party	Number in party (split into adults and children)
Which car/ motorcycle etc. used (if journey was made not by public transport, but by car/ motorcycle etc.)	Which car/ motorcycle etc. used (if journey was made by car/ motorcycle etc.)
Driver or Passenger? (only if journey was made not by public transport, but by car/ motorcycle etc.)	
How much paid for parking (only if journey was made by car/ motorcycle etc.)	
How much paid for road tolls/congestion charges (only if journey was made by car/ motorcycle etc.)	
Ticket Type (Single/ return/ travel card etc.) (only if journey made by public transport)	Ticket Type (Single/ return/ travel card etc.) (only if journey made by public transport)
Cost (only if journey made by public transport)	Cost (only if journey made by public transport)
Number of boardings (the number of trains/ buses etc. used to reach journey destination) (only if journey made by public transport)	Number of boardings (the number of trains/ buses etc. used to reach journey destination) (only if journey made by public transport)
How much was share of taxi (if journey made by taxi)	How much was share of taxi (if journey made by taxi)
Day 7 additional information requested	Day 7 additional information requested
All walks over 50 yards (including those less than one mile, or twenty minutes in length)	All walks over 50 yards (including those less than one mile, or twenty minutes in length)
	Any time spent in the street not classified as a journey (e.g. playing with friends, skateboarding, riding bikes etc.)

Long distance journeys

The NTS also collects details about any long distance journeys, defined as trips of 50 miles or more made within Great Britain. In 2006, the period for which respondents were asked about long distance journeys was changed from three weeks to one week (in addition to the travel week). This change was made in order to decrease the burden on respondents and increase the reliability of the data⁹.

The week for which respondents were asked about long distance journeys was normally the seven days preceding the placement interview. In cases where the

⁹ In previous years, a long distance journey card was left behind to be filled in by respondents, and which was collected at the pick-up interview. Removing the need to leave this card behind means that the data can be entered straight into the CAPI, and so allowing potential queries to be resolved when respondents are actually present.

placement interview was conducted part way through the travel week, the seven days were instead taken to be the week preceding the start of the travel week.

Long Distance Journeys that took place during the Travel Week were covered in the travel record. In total, a maximum of 40 long distance journeys could be recorded during the interview.

The mileage chart

In addition to the diaries, a mileage chart was placed at the end of the placement interview for each household vehicle. The driver was encouraged to keep this chart in their vehicle. The chart required the driver to record the milometer reading at the start and end of the Travel Week. See Appendix H for a copy of the **Mileage chart**.

3.7.4 Length of the placement call

The average length of the placement call (that is, the placement interview plus the time taken to place and explain the various documents) was 49.9 minutes in 2012. The time it takes to do a placement interview varied according to household size (see Table 3-4).

Table 3.4 Mean length of placement call (mins) by household size in 2012						
Number of people	Mean length	Base	Mean length	Base	Mean length	Base
	2010		2011		2012	
1	38.1	2,430	38.1	2,359	37.9	2,481
2	50.9	3,258	52.1	3,113	50.9	3,362
3	57.0	1,358	56.0	1,338	55.1	1,381
4	61.6	1,156	60.7	1,137	59.3	1,180
5	65.5	430	64.4	367	63.3	406
6	69.9	103	67.7	130	62.6	133
7	63.9	42	74.3	30	77.0	39
8	89.1	14	69.6	9	64.3	15
9	95.8	6	64.0	4	79.0	3
10	66.8	6	65.7	3	77.3	4
All	50.8	8,803	50.8	8,490	49.9	9004

3.8 The reminder call

Once the travel record had been placed, the next stage was to remind the household to start recording their journeys on the date allocated to them. Interviewers did this either by sending a **reminder card**, or by making a **reminder phone call** one or two days before the start of the Travel Week. See Table 3-5 for details of reminder calls and the sending of reminder cards in 2012.

Table 3.5 Proportion of productive households where a reminder was conducted

	Fully co-operating	Partially co-operating	Total
	%	%	%
2012			
Reminder phone call	52	40	51
Reminder card sent	14	11	13
No reminder card or phone call	34	49	35
<i>Base (households)</i>	<i>8201</i>	<i>802</i>	<i>9004</i>
2011			
Reminder phone call	55	39	54
Reminder card sent	13	12	13
No reminder card or phone call	32	48	33
<i>Base (households)</i>	<i>7741</i>	<i>749</i>	<i>8,490</i>
2010			
Reminder phone call	52	39	51
Reminder card sent	14	13	14
No reminder card or phone call	34	48	35
<i>Base (households)</i>	<i>8,097</i>	<i>705</i>	<i>8,803</i>

Reminder phone calls were generally short, lasting 2.8 minutes on average in 2012 (in line with 3.1 minutes in 2011 and 3.1 minutes in 2010). Interviewers were instructed to make the call when they were particularly concerned about the household's commitment to filling in their Travel Diaries, or when there was a gap of several days between the placement call and the Travel Week.

3.9 The mid-week check call

Interviewers also had the option of conducting a call half-way through the Travel Week, in order to encourage and help respondents with any difficulties they might be having filling out their Travel Diaries. This could be either a phone call or a personal visit and was at the interviewer's discretion, although they were strongly encouraged to conduct a face-to-face check for elderly participants. The proportion and type of mid-week checking calls conducted are shown in Table 3-6 below.

The proportion of households where a mid-week check was conducted was 77 per cent in 2012, compared with 77 per cent in 2011 and 80 per cent in 2010.

Table 3.6 Proportion of productive households where a mid-week check conducted			
	Fully co-operating	Partially co-operating	Total
	%	%	%
2012			
Mid week check conducted by phone	47	34	46
Mid week check conducted in person	33	22	32
No mid week check	21	44	23
<i>Base (households)</i>	8,201	802	9,004
2011			
Mid week check conducted by phone	48	32	46
Mid week check conducted in person	32	21	31
No mid week check	20	47	23
<i>Base (households)</i>	7,741	749	8,490
2010			
Mid week check conducted by phone	51	36	50
Mid week check conducted in person	31	22	30
No mid week check	18	41	20
<i>Base (households)</i>	8,097	705	8,803

As shown above, in 2012, the majority of fully productive households received a mid-week check, either by phone or face-to-face. Partially co-operating households were less likely to receive one; this is likely to be because interviewers would not conduct a check for those who refused the travel record directly after the placement interview. The mid-week check call lasted 4.5 minutes on average in 2012 (compared with 4.7 minutes in 2011 and 4.6 minutes in 2010).

3.10 The pick-up call

At the end of the Travel Week, the interviewer called at the household (generally within a few days) to pick up and check the Travel Diaries and to carry out another much shorter interview, known as the **pick-up interview**. The topics covered by this interview are shown below:

Figure 3-7 Pick-up interview topics

HOUSEHOLD	INDIVIDUAL	VEHICLE
New vehicles acquired since placement	New driving licences acquired since placement	Mileage details
Disposal of vehicles recorded at placement	New season tickets acquired since placement	
	Time in street (if aged<16)	

At pick-up, the Mileage chart was collected and the details transferred into the CAPI questionnaire either during the interview or later on by the interviewer at home.

If all household members had completed a travel record and the placement questionnaire was complete, the household was also issued with a **promissory note** (see Appendix I) which informed them of the number of **£5 gift vouchers** they would receive. These vouchers would then be sent to them by the Operations Department.

The pick-up interview could be done either on the laptop, or using a paper questionnaire which was transferred into the Blaise questionnaire by the interviewer afterwards or by the operations team when paperwork was returned to the office.¹⁰

On average, the pick-up call (including the interview and checking the travel records) lasted 15.9 minutes for fully productive households, in 2012. This call was made within six days of the end of the Travel Week.

The mean length of the pick up interview reported here is calculated using the amount of time entered by the interviewer into the CAPI program. Although the length of pick up is also calculated within the CAPI programme, this is not a reliable source as the pick-up interview is sometimes conducted on paper with the interviewer entering the information into the program at home. In previous technical reports, the pick up length has not been calculated in a consistent manner. The pick up interview lengths shown in the table below replace those in previous NTS technical reports and are based on the interviewer reported length.

Year	Fully co-operating	Fully and Partially co-operating
2012	15.9	15.7
2011	16.4	16.3
2010	16.0	15.9
2009	16.4	16.2
2008	16.2	16.0
2007	16.6	16.4
2006	16.3	16.1
2005	18.6	18.5
2004	19.0	18.7
2003	18.6	16.3
2002	18.4	18.0

3.11 Gazetteer

A new placename gazetteer was introduced in 2007¹¹. The new gazetteer holds a much more complete list of locations in Great Britain which is based on 1km grid references.

¹⁰ A paper version of the pick-up questionnaire was introduced in 2002 to enable interviewers do the pick-up interview on the doorstep where respondents were unwilling to let them into the property again.

¹¹ The gazetteer is used to code the location of where respondents work and the origin and destination of any long distance journeys during the CAPI interview. It is also used to code the location of journeys made in the travel record using the Diary Entry System.

During the interview and the data checking stage, the CAPI and Diary Entry System uses the gazetteer's grid references to calculate reasonably precise distances between each named location using checks based on Euclidean (i.e. straight line) distances. For trips of 15 miles or over, respondents' estimates of distance are flagged for checking if they are not between 0.75 and 1.75 of the crow fly miles; discrepancies in distance estimates are not flagged where respondent and crow fly miles are both below 15 miles. (Up to 2006, when the previous gazetteer was used, distance checks were based on minimum and maximum distances for a journey within a county or between any pair of counties. These checks were therefore less sensitive than the current checks).

3.12 Outcome coding

Interviewers were required to assign an outcome code to every address in their assignment. The range of possible fieldwork outcomes is shown in Figure 3.8.

The fully and partially co-operating codes (11-13 and 24-26) were automatically computed by the CAPI questionnaire. (These fieldwork outcome codes are different to the participation categories that are used for the purposes of the weighting.) For a household to be classed as fully co-operating, the placement interview had to be fully completed and filled in Travel Diaries had to be collected for all household members. To be classed as fully completed, the placement interview needed the household section, all individual interviews (whether in person or by proxy), and at least one vehicle section (if applicable) to be completed.

Figure 3-8 NTS outcome codes

Outcome	Code
FULLY CO-OPERATING	
Fully productive: All desired respondent(s) in person	11
Fully productive: Partly by desired respondent(s), partly by proxy	12
Fully productive: By proxy	13
PARTIALLY CO-OPERATING	
Partial productive: Desired respondent(s)	24
Partial productive: Partly by desired respondent(s), partly by proxy	25
Partial productive: By proxy	26
NON-CONTACT	
No contact with anyone at address	31
Contact made at address, but not with member of selected household / responsible adult	32
Contact made at selected household but not with any responsible member	33
REFUSAL	
Office refusal	41
Contact made but information refused about number of HHs or DUs	42
Refusal at introduction/before interview / proxy refusal	43
Refusal during interview	44
Broken appointment – no recontact	45
OTHER UNPRODUCTIVE	
Illness at home during survey period	51
Absence from home/in hospital all survey period	52
Physical or mental incapacity	53
Language difficulties	54
OFFICE APPROVAL ONLY - Lost productive	55
Interview completed but respondent requested deletion	56
OFFICE APPROVAL ONLY - Other unproductive	59
UNKOWN ELIGIBILITY	
OFFICE APPROVAL ONLY - Not attempted	61

Outcome	Code
OFFICE APPROVAL ONLY – Inaccessible	62
OFFICE APPROVAL ONLY - Unable to locate address	63
Unknown whether address contains residential housing – no contact made	64
Residential address – unknown whether occupied by eligible household – no contact	65
Other unknown eligibility	69
INELIGIBLE/DEADWOOD	
Not yet built/under construction	71
Demolished/derelect	72
Vacant/empty	73
Non-residential address e.g. business, school, office factory etc.	74
Address occupied, no resident household e.g. holiday or weekend home	75
Communal Establishment/Institution (no private dwellings)	76
Residential, but no eligible respondent (e.g. no-one aged 16 and over)	77
OFFICE USE ONLY - Address out of sample	78
Other ineligible	79
Unknown whether address contains residential housing – info refused	81
Contact made but not with someone who could confirm whether occupied/residential	82
Residential address, unknown whether occupied by eligible hholds/persons – info refused	83
Unable to confirm eligibility due to language difficulties	85
Other unknown eligibility	89

The household was coded as partially co-operating if any of the following applied:

- The household section of the placement questionnaire was not completed
- Anyone was coded as ‘not available’ for the individual section
- No vehicle questionnaire sections were complete (if applicable)
- Travel records were not collected for all household members at pick-up
- Any of the travel records were incomplete (e.g. missing days)

3.13 The £5 gift voucher incentive

In 2002 an experiment to test the effect of offering incentives to NTS sample members was conducted from the beginning of the July 2002 quota until the end of the December 2002 quota¹². This experiment found that offering an incentive did significantly increase the likelihood of gaining full household co-operation. At the end of 2002, it was decided that the incentive payment would be offered as a part of the NTS survey for 2003 onwards.

Interviewers gave each household a signed **promissory note** if all household members had completed the placement interview and completed a travel record. These notes promised the delivery (by post) of £5 vouchers by the Operations Department. Interviewers then sent their copy of the promissory note to the Operations Department. On receipt of the signed promissory notes, the Travel Diaries were inspected, and high street vouchers were sent to the household if the documents met the specified criteria of completeness.

The 2009 Incentive Experiment

Following a period of lower than usual response rates during 2008, an incentive experiment was conducted on NTS using the sample issued in May to October 2009. The purpose of this incentive experiment was to review the impact of higher value

¹² See section 3.12 in the 2002 NTS Technical report, and Stratford et al. (2003), Incentives experiment report both available on request from DfT

incentives and different incentive structures on response, potential non-response bias and data quality.

Two alternatives incentive structures were tested alongside the current incentive structure:

- An unconditional £5 voucher with advance letter plus £10 voucher per person if the household is fully productive.
- An unconditional £5 voucher with advance letter plus £5 voucher after completion of CAPI interview, plus £5 voucher per person if the household is fully productive.

Neither of the higher value incentive structures trialled in this experiment achieved a significantly higher response rate than the pre-existing incentive structure. There was also little difference between the incentive options in terms of the composition of the achieved sample or the quality of the data collected. In light of these findings, no changes to the incentives structure were recommended.

3.14 Response rates

The tables below show the national response rates for 2012, as well as the Inner and Outer London and National (excluding London) response rates for the same periods. The overall response rate in 2012 was 61% but this was lower in Inner London (47%) and Outer London (53%), and higher in the rest of the country (62%).

	Achieved Sample Rate		Standard Response Rate
	Number	%	%
Set sample	15048		
Ineligible/deadwood	1492	10	
Unknown eligibility	117	1	
Eligible households ¹³	13544		100
Fully co-operating	8201	54	61
Partially co-operating	802	5	6
Refusal to co-operate and other unproductive	3722	25	28
Non-contact	714	5	5

	Achieved Sample Rate		Standard Response Rate
	Number	%	%
Set sample	968		
Ineligible/deadwood	146	15	
Unknown eligibility	31	3	
Eligible households	817		100
Fully co-operating	384	40	47
Partially co-operating	47	5	6
Refusal to co-operate and other unproductive	265	27	35
Non-contact	95	10	12

¹³ The number of eligible households is estimated by assuming that the proportion eligible among those of 'unknown eligibility' is the same as the proportion known to be eligible among the rest of the sample.

Table 3.10 NTS Outer London response rates in 2012

	Achieved Sample Rate		Standard Response Rate
	Number	%	%
Set sample	1232		
Ineligible/deadwood	138	11	
Unknown eligibility	27	2	
Eligible households	1091		100
Fully co-operating	577	47	53
Partially co-operating	88	7	8
Refusal to co-operate and other unproductive	342	28	33
Non-contact	60	5	6

Table 3.11 NTS National excluding London response rates in 2012

	Achieved Sample Rate		Standard Response Rate
	Number	%	%
Set sample	12848		
Ineligible/deadwood	1208	9	
Unknown eligibility	59	0	
Eligible households	11634		100
Fully co-operating	7240	56	62
Partially co-operating	667	5	6
Refusal to co-operate and other unproductive	3115	24	27
Non-contact	559	4	5

As mentioned in Section 2.4, the NTS oversamples Inner and Outer London with the aim of achieving responding sample sizes that reflect the regional distribution without the need for corrective weighting. The degree of oversampling in 2012 was based on estimates of differences in response rates between Inner London, Outer London and the rest of Great Britain.

From 2006 onwards, weights were introduced in order to correct for non-response (see Section 5 for a detailed description of the weighting). Data back to 1995 have been weighted retrospectively.

3.15 Back-checking and quality control

Like all NatCen projects in the field, the NTS was backchecked to ensure that interviewers were working to the standards to which they were trained and in accordance with the specific project requirements on which they were briefed.

A minimum of 10% of the total productive interviews were backchecked, the majority (usually 90%) by telephone but where this was not possible (usually 10%) by letter. If the responses received indicated significant deviations from the standards set, a supervisor was asked to revisit the address/addresses concerned personally. Backchecking was carried out usually within 2 weeks, and always within 4 weeks, of the interview date.

All interviewers working on the NTS are also subject to twice yearly supervisions (one of which is a review supervision) to confirm that they are working to the highest standards.

4 DATA PROCESSING

4.1 Diary coding and entry

After collection and brief checking by interviewers, the seven day Travel Diaries were returned to NatCen's Operations Department where they were entered into the Diary Entry System (DES) by a team of editors. Before data was entered the editors checked each diary thoroughly to ensure that sufficient information was supplied (e.g. that place names were detailed enough and that all return trips were recorded). If data was missing or there were inconsistencies, the interviewer was contacted by phone. The coding of data items such as journey purpose, origin and destination, method of travel, ticket type etc. took place as the data were entered into the system.

The DES is a supplementary system to the National Travel Survey. It is used for the entry and validation of data entered by respondents into their Travel Diaries. The data entered are stored in a SQL server database 'NTS_Diary'. The software was developed using Visual Basic version 5. Basic details of diaries received by the office are recorded using the Diary Receipt program, which is also used to record a batch number.

Once recorded as 'received' into the office, travel record data were entered using the DES program. This also has a number of subsidiary screens for displaying relevant information to assist data entry and to enter further data specific to day 7 only. A screen to create journey details as a repeat or a duplicate of another journey is also provided.

An export facility, which was developed using the software Quantum, then transforms all the travel record data entered for a wave into text files. Following the export of the data, the text files were processed outside the DES. An edit checking program was run on the files to do a comprehensive set of consistency checks, with a report being produced. The DES was used to rectify any validation errors reported and the data re-exported. When the data had been cleaned they were delivered to the survey's sponsors, the DfT.

4.2 Editing the travel record data

Two extensive sets of checks were run on the travel record data. First, certain checks were applied in the DES as the travel record data were entered. These checks were put in place in order to catch keying errors and implausible or impossible data combinations. The editor either dealt with these errors immediately or, if they could not resolve them, they referred them to an experienced supervisor.

Once the data were entered and coded, a second set of checks was run on the data. These checks looked for inconsistencies with the CAPI data (for example, a household with no car saying they used their own car for a journey). The CAPI data were checked and, if appropriate, either these or the travel record data were altered.

4.3 Geocoding of address data

Up to 2001, the only information recorded on Travel Diaries about the origin and destination of journeys was the name of the town, village or local area. However, in

2002 and for subsequent survey years up to and including 2007, respondents were required to provide more details. For day 7 only, respondents were asked the full address (including the postcode if they knew it) for the origin and destination of their journeys.

This assignment of a postcode to the origin and destination of journeys was to enable further analysis of the NTS data, as it allows other coding to be applied. However, the decision was made to drop the collection of postcode data in 2008 in the interests of reducing respondent burden.

4.4 Coding and editing the CAPI questionnaire data

4.4.1 Examining notes

If a query or problem arose during the interview, interviewers could use a function within the Blaise CAPI programme to open a 'memo' to record it. At the Operations Department, these notes were printed on paper factsheets for each household, and one of the tasks of the CAPI coders was to examine them and see whether any action needed to be taken as a result of the message.

4.4.2 Back-coding other answers

The next task of the CAPI coders was to examine cases where a respondent had given an 'other answer' to some of the pre-coded questions. During an interview, if none of the pre-codes was felt to apply to a particular question, the response would be recorded verbatim by the interviewer. All such answers were examined by coders and back-coded to one of the existing codes if applicable.

4.4.3 SOC & SIC coding

The occupation and industry of respondents aged 16 and over was coded using the Standard Occupational Classification (SOC2010) from 2011 and Standard Industrial Classifications (SIC2007) from 2010. The National Statistics Socio-economic Classification (NS-SEC) was derived from SOC2000 and employment status, and was used as a social class measure. Details of the classifications are set out in Figures 4.1-4.3.

Figure 4-1 Standard Occupational Classification 2010 (SOC 2010)

Description	Code
Corporate managers and directors	11
Other managers and proprietors	12
Science, research, engineering and technology professionals	21
Health professionals	22
Teaching and educational professionals	23
Business, media and public service professionals	24
Science, engineering and technology associate professionals	31
Health and social care associate professionals	32
Protective service occupations	33
Culture, media and sports occupations	34
Business and public service associate professionals	35
Administrative occupations	41
Secretarial and related occupations	42
Skilled agricultural and related trades	51

Description	Code
Skilled metal, electrical and electronic trades	52
Skilled construction and building trades	53
Textiles, printing and other skilled trades	54
Caring personal service occupations	61
Leisure, travel and other personal service occupations	62
Sales occupations	71
Customer service occupations	72
Process, plant and machine operatives	81
Transport and mobile machine drivers and operatives	82
Elementary trades and related occupations	91
Elementary administration and service occupations	92

Figure 4-2 Standard Industrial Classification 2007 (SIC2007)

Description	Code
Agriculture, forestry & Fishing	A
Mining & quarrying	B
Manufacturing	C
Electricity, gas, steam and air conditioning supply	D
Water supply; sewerage, waste management and remediation activities	E
Construction	F
Wholesale & retail trade; repair of motor vehicles & motorcycles	G
Accommodation and food service activities	H
Transport and storage	I
Information and communication	J
Financial and insurance activities	K
Real estate activities	L
Professional, scientific and technical activities	M
Administrative and support service activities	N
Public administration & defence; compulsory social security	O
Education	P
Human health & social work activities	Q
Arts, entertainment and recreation	R
Other service activities	S
Activities of households as employers; undifferentiated goods and services producing activities of households for own use	T
Activities of extra-territorial organisations & bodies	U

Figure 4-3 National Statistics Socio-economic Classification (NS-SEC) Analytic Classes

Description	Code
Large employers and higher managerial occupations	1.1
Higher professional occupations	1.2
Lower managerial & professional occupations	2
Intermediate occupations	3
Small employer & own account workers	4
Lower supervisory & technical occupations	5
Semi-routine occupations	6
Routine occupations	7

4.4.4 Registration number checking

Since 2002, respondents to the NTS have been asked to give the registration number of all household vehicles. The reason for this is that the more technical information about a vehicle (for example, type of fuel used, engine size, and taxation class) can be gained through the DVLA database of vehicles, rather than having to ask respondents directly. It was felt that information gained in this way would be more accurate and would mean a shorter interview. If the respondent refused to give the registration number, then questions about engine size etc. were asked directly in the interview.

On the whole, respondents were willing to give their registration number – they were collected for 82 per cent of vehicles in 2012. However, checking by DfT showed that some of these were invalid numbers. Either they did not match any number on the DVLA database, or if there was a match, the vehicle make and model details on the database for that registration number were different from the details that the respondent had provided.

The reason for this was investigated by re-contacting the respondents and confirming the registration number with them. Errors by interviewers accounted for some of the inaccuracy, for example transposition of digits and confusion of similar-sounding letters. In other cases, the respondent had not remembered the registration number accurately.

In 2012, in 24 per cent of cases with an unrecognised registration number, the respondent confirmed that the registration number was actually correct. Often these were new vehicles and it seems likely that the DVLA database extract used by DfT did not yet include their details (since the DVLA database extract is updated quarterly). The registration numbers were rerun at the end of the survey year to collect details for those vehicles which were not included on the earlier DVLA data extracts. In addition, each month, members of the operations team attempted to re-contact all those respondents where the registration number appeared inaccurate. They succeeded in getting a new registration number in 55 per cent of cases in 2012.

4.4.5 Vehicle coding

Each year, for each vehicle, the length of the vehicle and the size of the fuel tank are coded. Unfortunately, neither of these details are available from the vehicle logbook or the information held by DVLA. Instead, within the vehicle section of the Blaise questionnaire, a database containing information obtained from car manufacturers or motoring magazines about the vehicle length and fuel tank size for different makes and models was used to code this information. This is referred to as the car-coding frame. And because car manufacturers sometimes vary the size of fuel tank fitted to a particular model depending on the year it was manufactured, the coding frame was broken down by year of manufacture.

The collection and coding of fuel tank size was discontinued in 2012.

4.4.6 Distance checks and area coding

From 2002 to 2006, inter-county distance checks were done between origins and destinations recorded in the travel diary and for long distance journeys recorded in the Individual interview. For each place name coded the associated county was read in from a look up file. These checks which had been developed by DfT, were flagged to interviewers during the editing stage at NatCen.

From 2007 onwards a fuller gazetteer of place names was introduced. The new gazetteer has grid references associated with each place name so the crude county level distance checks were replaced by checks based on Euclidean (i.e. straight line) distances.

If a distance between two places seemed implausible, coders were instructed to check the distance by using an atlas or web-based distance estimator (such as the RAC site). If they were able to estimate a more plausible distance (and there were no notes from interviewers explaining that, for example, the respondent took a detour), then they altered the distance.

Sometimes, it was not the distance that was incorrect but the origin or destination that had been incorrectly coded, for example when two or more towns share the same name in parts of the country. In these instances, editors referred to the long distance journey record or checked with interviewers, and corrected the coding as appropriate.

Where the place visited was not listed on the gazetteer used in the CAPI questionnaire, they were instructed to code it to the nearest place listed that was within the same local authority.

4.4.7 Data conversion

The data were organised into levels: households, individuals (two records), vehicles, long distance journeys made in the seven days before the placement interview or the Travel Week, which ever date was the earliest (two records), days within the Travel Week, journeys made during the Travel Week, and the stages of these journeys (see Figure 4-4). Data was delivered in CSV format at 10 different levels. The following table shows the data levels and the CSV files supplied at each level

Figure 4-4 NTS CSV data files, 2012

CSV data file(s) supplied	Data	Level
PSU	PSU level variables	PSU (primary sampling unit)
HHOLD	Variables provided for productive HHs only	Household
HH	Variables provided for all identified HHs	Household
VEHICLE	Vehicles	Vehicle
PER1 PER2 PER3 PER4	Individuals To remain within the file size limit for CSV files the PERSON variables are split between four files for data supply	Individual
TICKET	Tickets	Ticket
LDJ	Long Distance Journeys	LDJ
DAY	Days	Day
JOURNEY	Journeys	Journey
STAGE	Stages	Stage

The missing value scheme is uniform throughout and employs two minus values:

- -10 Used as a placeholder for questions which are no longer asked in the survey

-
- -9 Signifies 'not applicable', i.e. when data are expected to be absent because filter conditions that apply are not met. ('Off route' in Blaise). This is 'DNA' in the database.
 - -8 Signifies 'non response' for whatever reason when filter conditions are met. The distinct values in Blaise for 'don't know' and 'refused' are thus combined into a single missing value. This is 'NA' in the database.

SPSS data sets at each level including all variables were also supplied to DfT.

5 WEIGHTING

5.1 Introduction

Following a recommendation in the 2000 National Statistics Quality Review of the NTS, a strategy for weighting the NTS data to reduce the effect of non-response bias was developed using NTS data for 2002. The weighting methodology was published in 2005, together with a report showing comparisons between weighted and unweighted data for 2002. The methodology was subsequently revised slightly and applied to data back to 1995. The revised methodology, together with a report comparing weighted and unweighted trend data for 1995 to 2004 were published in 2006. These reports are available from DfT. As well as adjusting for non-response bias, the weighting strategy also adjusts for the drop-off in the number of trips recorded by respondents during the course of the travel week.

5.2 The interview sample weights

The interview sample weights were developed to be used for analyses of all participating households with completed individual interviews for all household members (either in person or by proxy), regardless of the amount of travel diary information collected. We refer to this sample as the 'interview sample'. In 2012, the number of households included in the interview sample was 8,972 and the number of individuals and vehicles covered were 21,243 and 10,711 respectively.

The approach for generating weights for the interview sample was to:

- Generate the weights (w_1) for the selection of the dwelling unit and/or household at the sampled address (if sampling was required) (Section **Error! Reference source not found.**).
- Produce weights for household-level non-participation (w_2) (Section **Error! Reference source not found.**).
- Select the participating households.
- Generate weights for the exclusion of participating household at which not every individual completed the interview (w_3) (Section **Error! Reference source not found.**).
- Select the interview sample households.
- Compute the composite weights for selection and participation with the interview survey, $w_5 = w_1 \times w_2 \times w_3$.
- Generate calibration weights (w_6) which adjust the household/individuals in the interview sample to known household population estimates for age/sex and region, using the final composite weights (w_5) as initial estimates (Section **Error! Reference source not found.**).
- The calibration weights (w_6) were then the final weights for households, individuals and vehicles in the interview sample.
- Selection weights for multiple dwelling units and households

5.2.1 Selection weights for multiple dwelling units and households

At addresses at which more than one dwelling unit or household is identified, there is a defined procedure for selecting the dwelling units and households to be included (see Section 2.6).

Most addresses consist of a single dwelling unit and for these no selection is required. For the relatively few addresses (<1%) that contain more than one dwelling unit, interviewers list the dwelling units identified (on the ARF) and randomly sample one of them. This selection needs to be corrected by applying an appropriate selection weight, otherwise dwelling units at split address would be under-represented in the final sample. The dwelling unit weight (w_{DU}) was calculated to be equal to the number of dwelling units identified at the address.

In Scotland, the weighting is slightly different as the Multiple Occupancy Indicator (MOI) listed in the PAF is used when sampling the addresses; the MOI being an estimate of the number of dwelling units at an address. A weight need only be applied when the number of dwelling units identified by the interview is different to the MOI, in which case the dwelling unit weight is calculated as:

$$W_{DU} = \frac{\text{number of dwelling unit identified}}{MOI}$$

An adjustment also needs to be made for addresses/dwelling units that contain more than one household. Again, where more than one household is identified, the interviewer lists the households and samples one at random. A household selection weight (w_{HH}) is calculated as the number of households identified at the address/dwelling unit.

The dwelling unit and household weight are then combined ($w_1 = w_{DU} \times w_{HH}$) to give the composite household/dwelling unit selection weight.

5.2.2 Weighting for household participation

The aim of the household participation weights is to attempt to reduce bias caused by systematic differences between the households that participated (i.e. for which a household interview was obtained) in the NTS and those that did not. To generate the non-response weights, a logistic regression model was fitted with whether or not an eligible household participated as the outcome measure and terms associated with household participation as the covariates. From this model, the predicted propensity to participate was estimated for each household. The weights for household participation (w_2) were calculated as the reciprocal of these propensities.

The models for household participation is shown in Appendix L – items in the model were: GOR, ACORN group, area type (urban/rural measure) and the month that the address was issued for the NTS (this is to allow for seasonal bias). This model was developed based on analysis of the NTS 2002 (see Pickering *et al.*, 2006).

5.2.3 Weighting for the removal of households with missing individual interviews

The aim of these weights is to reduce the bias from the removal of households that did not have a completed individual interview for all households members. The proportion of households that did not have a complete individual interview for all households members was small. Therefore it was decided to base the weights solely on the size of

household, the main predictor of complete household participation. To generate the weights, a logistic regression model was fitted which included the size of the household¹⁴ as the only covariate (see Appendix M). The weights (w_3) were again calculated as the reciprocal of the propensities (for having complete individual interviews for all household members) estimated from this model.

5.2.4 Calibration weighting

The final stage of the weighting procedure for the interview sample was to adjust the weights using calibration weighting (Deville & Sarndal, 1992). Calibration weighting adjusts the weights so that characteristics of the weighted achieved sample match population estimates. This reduces (but does not completely remove) any residual non-response bias and (less so) any impact of sampling and coverage error.

One of the advantages of calibration weighting is that it generates household-level weights that are actually based on the characteristics of the household members. A second advantage of calibration weighting is that the household-level weight produced can also be applied for analyses of household members (i.e. at the individual level).

For NTS 2012, we adjusted the composite (household-level) weight from the previous stages (w_5) so that the distribution for groups defined by age and sex and GOR matched 2011 mid-year population estimates of household residents (see Appendix N). The population estimates used were based on census data in England and Wales, and General Register Office for Scotland (GROS) data in Scotland, with an adjustment to estimate household residents only. This was done in Stata.

5.3 Fully responding sample weights

Weights were also produced for the analyses of the fully responding (co-operating) sample (see Section 3.12). In the NTS 2012, 8,201 households were defined as fully co-operating, with completed individual interviews and travel diaries for 19,154 household members and 9,732 vehicle questionnaires.

The approach for generating weights for the fully responding sample was to:

- Generate the weights (w_1) for the selection of the dwelling unit / household at the sampled address (if sampling was required) (Section 2.7).
- Produce weights for household-level non-participation (w_2) (Section **Error! Reference source not found.**).
- Select the participating households.
- Generate weights for the exclusion of participating household at which not every individual completed the interview (w_3) (Section **Error! Reference source not found.**).
- Select the interview sample households.
- Generate weights for the removal of households which did not fully respond (w_4). (Section **Error! Reference source not found.**)
- Select the fully responding sample.
- Compute the composite weights for selection and being fully productive,

$$W_5 = W_1 \times W_2 \times W_3 \times W_4.$$

¹⁴ Note that because interviews for the participating single-person households were completed for all household members, these were assigned a weight of 1 and excluded from the logistic regression model.

- Generate calibration weights (w_6) which adjust the household/individuals in the fully responding sample to known household population estimates for age/sex and region and other characteristics from the NTS interview sample, using the final composite weights (w_5) as initial estimates (Section **Error! Reference source not found.**).
- The calibration weights (w_6) were then the final weights for households, individuals and vehicles in the fully responding sample.

5.3.1 Weighting for the removal of households which did not fully respond

The aim of these weights is to reduce the bias from the removal of households that did not fully respond. Of the 8,972 interview sample households in NTS 2012, 771 (8.6%) would be excluded from the analyses of the fully responding households (i.e. 8,201 were defined as fully responding).

A non-response model was fitted with whether a household in the interview sample fully responded as the response variable and pre-determined measures, identified from analysis of the NTS 2002 (see Pickering *et al.*, 2006), as covariates. Measures included in the model were: GOR, tenure, number of adults, number of children, any married couples, any cohabiting couples, frequency of buses, frequency of trains, use of a vehicle, age category of youngest household member, ethnic groups of household members and month that address was issued (to control for any seasonal effects). (See Appendix O).

The weights (w_4) were calculated as the reciprocal of the propensity to fully respond estimated from this model.

5.3.2 Calibration weighting

The final stage of the weighting procedure was to adjust the weights using calibration weighting in Stata (see Section **Error! Reference source not found.**). Rather than calibrating to just GOR and age/sex, the fully responding sample was also adjusted so that the weighted fully responding sample matched the weighted interview sample for a range of characteristics: number of vehicles owned by the household; area type (urban/rural measure); holding a driving licence; and household composition. (See Appendix P.)

This technique, known as calibration weighting for two-phase sampling (Hidiroglou *et al.*, 2000), not only improved the precision of estimates from the fully responding sample, but also ensured the consistency of the distributions for the key sub-groups that are used for analyses of the NTS data between the interview and fully responding samples.

5.4 Weighting the travel data

5.4.1 The travel diary

Error! Reference source not found. shows the average number of journeys recorded for each day of the travel diary (excluding short walks which were only collected on the seventh day). This indicates that there was a gradual reduction in the (weighted) number of journeys recorded throughout the travel diary week from an average of 2.21 per person on the first day to 1.99 on the seventh – a fall of about 10%. In order to

reduce any biases from the under-reporting of journeys during the course of the travel diary week, appropriate weights were produced.

	Average number of journeys:	
	Weighted	Unweighted
Day of travel diary:		
1 st day	2.21	2.23
2 nd day	2.15	2.16
3 rd day	2.12	2.13
4 th day	2.08	2.09
5 th day	2.04	2.06
6 th day	2.01	2.03
7 th day	2	2.01
<i>Base: Individuals</i>	<i>19,547</i>	<i>19,154</i>

The strategy to reduce the bias from drop-off in reporting in the travel diary was to generate weights so that the weighted total number of journeys made on a particular day of the travel diary always equalled the number reported for the first day of the travel diary. This was done separately for each journey purpose, because the rate of drop-off varied by journey purpose (see Table 5.2) - for example, the number of journeys reported for shopping fell from 0.44 to 0.35 over the seven days, whereas for holidays the number of journeys remained fairly constant. This approach assumes that the reporting on the first day of the travel diary is the most accurate and that the drop-off on the following days of the travel diary is only a result of under-reporting.

There were a couple of special cases for the weighting. First, because the number of journeys reported for business and holidays remained constant through the diary week for all years of the NTS (1995 to 2012), the weights were set to 1 for the whole week for these journey purposes. Second, the weights for journeys made at the weekend for education and escort education, which are relatively rare, were also set to 1.

Table 5.2 Average number of journeys recorded on each day of the travel diary by purpose of journey

	Average number of journeys:							
	Commuting	Business	Education	Escort Education	Shopping	Other	Social	Holiday
Day of travel diary:								
1 st day	0.37	0.08	0.12	0.10	0.44	0.44	0.51	0.14
2 nd day	0.37	0.08	0.13	0.09	0.40	0.42	0.52	0.15
3 rd day	0.35	0.08	0.13	0.10	0.40	0.41	0.51	0.14
4 th day	0.35	0.08	0.12	0.09	0.38	0.40	0.52	0.14
5 th day	0.35	0.08	0.12	0.09	0.36	0.39	0.51	0.14
6 th day	0.35	0.08	0.12	0.09	0.35	0.38	0.49	0.14
7 th day	0.36	0.08	0.12	0.09	0.35	0.38	0.47	0.16
<i>Bases (individuals):</i>								
<i>Weighted</i>	19,547							
<i>Unweighted</i>	19,154							

5.4.2 Short walks

In the NTS, short walks are only recorded on the seventh day of the travel diary. Analyses of short walks are not carried out at the individual level, only aggregated information is produced; therefore, the fact that the information on short walks is collected on different days for different people should average out for the aggregated estimates produced, assuming that the information collected is distributed approximately evenly over the seven days of the week. However, in reality this is not actually the case.

Error! Reference source not found. shows the distribution of the days on which the information on short walks was collected (weighted by the fully responding weights). To balance the analyses over the days of the week, weights were generated that adjusted the amount of information on short walks collected on each day to be equal to the weighted mean (2,801). These adjustments and the resulting weights are shown in the last two columns of Table 5.3.

Table 5.3 Weighting for short walks

Day of the week	Information collected	Percentage	Adjustment	Weight
Sunday	2,543	13.0	1.098	7.687
Monday	2,812	14.4	0.993	6.952
Tuesday	2,939	15.0	0.950	6.651
Wednesday	2,986	15.3	0.935	6.546
Thursday	2,904	14.9	0.961	6.730
Friday	2,722	13.9	1.026	7.181
Saturday	2,641	13.5	1.057	7.401
<i>Bases (individuals):</i>				
Total (weighted)	19,457			
Total (unweighted)	19,154			

5.4.3 Long distance travel records

Information about all journeys is collected in the travel diary week. In addition, in order to obtain additional information about long distance journeys (LDJs), defined as journeys of 50 miles or more within Great Britain, the NTS collects information on long distance journeys made in the one week period prior to the travel diary week (see Section 3.7). However, the number of LDJs reported in that week (5,081) was lower than the number reported in the travel diary (6,906). As the information collected in the travel diary was likely to be more accurate, the LDJ records were weighted so that the number of LDJs reported on each day equalled the average number (for a day) reported in the travel diary (see **Error! Reference source not found.**). This was done separately for the following categories of journey length: 50 to 75 miles; 75 to 100 miles; and 100 miles or more. (Revised weights using this methodology have also been calculated for LDJ data from NTS 2006. Prior to this, the weighting did not take journey length into account.)

Table 5.4 Number of long distance journeys made during the travel week

	Long distance journeys reported:		Weight
	Travel Diary	LDJs	
Journeys: 50 to 75 miles			
1 st day	443	192	2.44
2 nd day	403	286	1.63
3 rd day	489	259	1.80
4 th day	507	340	1.37
5 th day	469	309	1.51
6 th day	478	261	1.79
7 th day	479	265	1.76
Average	467		
Journeys: 75 to 100 miles			
1 st day	191	87	2.03
2 nd day	155	128	1.37
3 rd day	167	163	1.08
4 th day	226	110	1.60
5 th day	182	156	1.13
6 th day	161	143	1.23
7 th day	148	132	1.34
Average	176		
Journeys: 100 miles or more			
1 st day	303	257	1.339
2 nd day	314	264	1.305
3 rd day	354	329	1.045
4 th day	353	389	0.884
5 th day	315	373	0.922
6 th day	392	350	0.982
7 th day	377	290	1.187
Average	343		

6 Glossary

Boarding

A boarding is when someone changes from one vehicle to another of the same type, using the same ticket. (If a new ticket is required this would be a new stage of the trip.)

Escort trip

An *escort* trip is a trip made for the purpose of accompanying someone else.

Excluded trips: leisure pursuits

Yachting and other water/air trips are excluded, where they are made for the pleasure of going out in a boat or plane rather than to get somewhere.

Excluded trips: off the public highway

Travel off the public highway (e.g. in private gardens, across open country, on private land) is excluded. Hence if someone were to drive their car on dirt tracks, cycle off-road or walk across fields, data about the off-road parts of their journey are not collected.

Excluded trips: some travel in the course of work

NTS focuses on personal travel. Therefore some journeys made in the course of work are excluded as they are commercial travel:

- trips made specifically to deliver/collect goods in the course of work are excluded
- trips made by professional drivers or crew in the course of their work (e.g. buses, ambulances, cranes, refuse vehicles etc) are excluded
- walking and cycling trips made in the course of work by employees who are paid to walk or cycle (e.g. postmen, policemen) are excluded
- trips made by taxi drivers are excluded if they are paid or charge a fare for making a trip
- trips made by professional driving instructors whilst teaching or driving their vehicles in the course of their work are excluded

Long distance journeys

A long distance journey is a trip of 50 miles or more in one direction and with a single main purpose.

Non-escort trip

A *non-escort* trip is a trip made by someone on their own behalf, rather than *escort* purposes (trips people make in order to accompany someone else).

Public highway

The public highway is defined as roads and footpaths that are “metalled” (i.e. tarmac or paved) and have unrestricted access.

Purpose

Trips are coded according to the main reason why they were made. Each trip is assigned two codes reflecting the “purpose to” (i.e. the reason the respondent went to somewhere) and the “purpose from” (i.e. the reason the respondent was at the place where they are travelling from). The overall purpose of a trip is normally taken to be the activity at the destination, unless that destination is ‘home’ in which case the purpose is defined by the origin of the trip. The classification of trips to ‘work’ is also dependent on the origin of the trip.

Trips codes used are as follows:

Code Non-escort Purposes		
01	Home	<i>To go home</i>
02	Work	<i>To go to main place of work</i>
03	In course of work	<i>Travel in the course of work</i>
04	Education	<i>To go to school/college etc</i>
05	Food/grocery shopping	<i>To go food or grocery shopping</i>
06	All other types of shopping	<i>To do non-food shopping</i>
07	Personal business: medical	<i>For personal medical reasons</i>
08	Other personal business	<i>For personal non-medical reasons</i>
09	Eat or drink: alone or at work	<i>To eat or drink alone or related to work</i>
10	Eat or drink: all other occasions	<i>To eat or drink – all other occasions</i>
11	Visit friends/relatives at home	<i>To visit friends or relatives at their home</i>
12	Other social	<i>To go out for other social reasons</i>
13	Entertainment/public social activities	<i>For entertainment or public/community activity</i>
14	Sport (participate)	<i>To take part in sport</i>
15	Holiday base	<i>To go to a holiday base</i>
16	Day trip/just walk	<i>To go out for a day trip or just for a walk</i>
17	Other non-escort	<i>To go out for some other non-escort reason</i>
Code Escort Purposes		
18	Escort home (not own)	<i>To take someone to their home</i>
19	Escort work	<i>To take someone to their main place of work</i>
20	Escort in course of work	<i>To accompany someone travelling in the course of their work</i>
21	Education	<i>To take someone to school/college etc</i>
22	Escort shopping/personal business	<i>To take someone shopping or to carry out personal business (medical or otherwise)</i>
23	Other escort	<i>To escort someone for some other reason</i>

Round trips

Round trips are split into two separate journeys, one outward and one return. The destination of the outward journey is recorded as the midpoint of the round trip.

Series of calls

In order to reduce the burden on respondents, travel involving a number of stops for the same main purpose and using the same form of transport can be treated as one continuous series of calls from the first such call to the last one unless there is a significant break at any stop. Only shopping and travel in the course of work are treated in this way.

Short walk

A short walk is a walk of less than one mile. Very short walks (of less than 50 yards) are always excluded. On the first six days of the travel record only walks of one mile or more are recorded. For the final travel day (Day 7), details of all walks which are 50 yards or more are recorded.

Stage (of trip)

A trip can also consist of a number of stages. A new stage is defined when there is a change in the form of transport or when there is a change of vehicle requiring a separate ticket.

Trip

A trip (or journey) is a one-way course of travel from one place to another with a single main purpose.

Appendix A. Questionnaire Documentation 2012

Introduction to Questionnaire Documentation

Questionnaire changes for the 2012 survey year are shown in Table A.1 below. The full text of the questionnaire is presented after this table. Interviewer instructions are given in capitals and question names are in bold. For changes that occurred in the 2002 to 2012 survey years, the user should refer to the tables at the end of the questionnaire and the Technical Reports for those years for full details of the changes.

Introduction to Questionnaire Documentation: Block routing

The NTS questionnaire comprises several distinct sections; the household questionnaire, individual questionnaire, the vehicle questionnaire, pick-up questionnaire and the Admin block. In the Blaise programme used to create the CAPI, the whole programme is created out of blocks that tend to hold related questions on a particular topic or theme. In the questionnaire documentation below, the block name is given in a text box at the beginning of each block of questions.

Where a block of questions is asked of a subset of the full sample, the relevant routing, known as the block routing, is also shown in the text box. If any questions within the block apply to a narrower subset, additional routing instructions are given before the individual question. If no routing is noted in the text box, assume there is no overall routing which applies to the whole block.

Please note that no block routing is provided for the Admin block or the Diary Entry System. Also note that the block routing is not exhaustive as there are other blocks contained within the NTS programme that do not contain any questions (and so they are not listed).

Within each text box below, the specific question block and its module name within Blaise (the CAPI software) are displayed, separated by a forward slash. Below this sub-block names are displayed and finally the rules governing each block. For example:

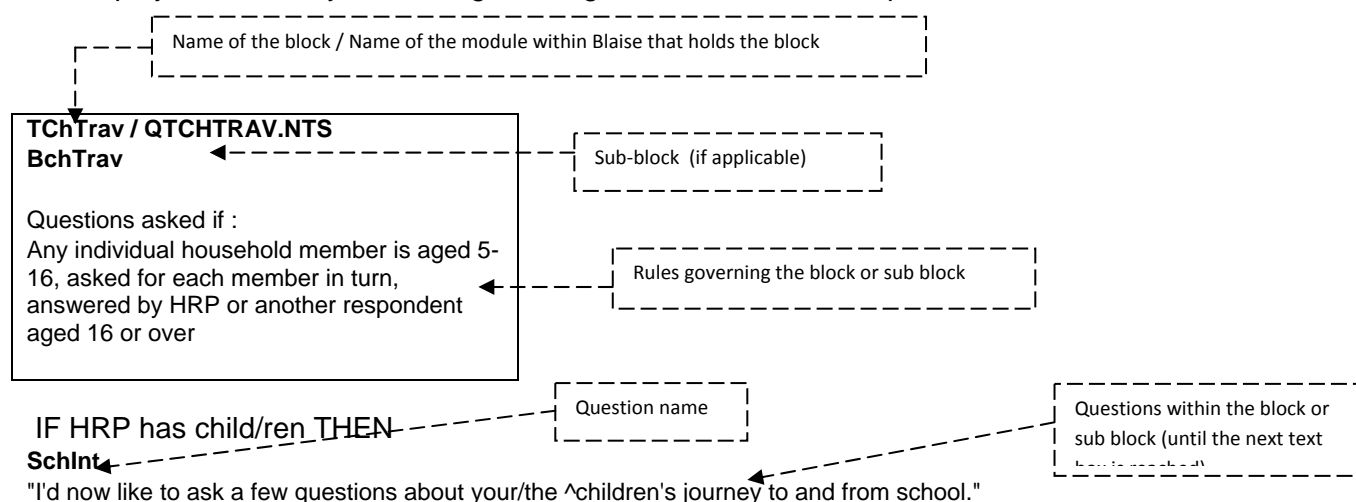


Table A.1 All changes made in 2012

Question	Summary	Details of change	Changed	Notes
Household Questionnaire				
QTVehTab.inc				
TypeVcl2	Type of vehicle (if household has regular use of a motor vehicle)	<p>Answer categories changed. Removal of note "(side window behind driver)" in categories 1, 2, 3 and 4.</p> <p>New interviewer note.</p> <p>TypeVcl2 SHOW CARD 17 I would now like to ask about the [Vehicle Make] [Vehicle Model] [Model Specification] vehicle. Can you tell me the type of vehicle this is from the list on this card. INTERVIEWER: IF UNSURE WHETHER CAR OR VAN, VAN HAS NO SIDE WINDOWS BEHIND DRIVER</p> <ol style="list-style-type: none"> 1. 4-wheel car (includes Multi Purpose Vehicles and people carriers) 2. 4-wheel drive passenger vehicle (eg Landrover, Jeep or similar) 3. 3-wheel car 4. Minibus, motor-caravan, dormobile etc 5. Light van (no side windows behind driver) (includes pick ups and car based vans) 6. Some other type of van or lorry 7. Motorcycle/scooter with sidecar 8. Motorcycle/scooter 9. Moped 10. Some other motor vehicle (specify) 	2012	
Individual Questionnaire				
QTILO.inc				
SchemeET	Government training scheme	Change routing to include everyone aged 16-64. (Up to 2011 there was a distinction between ages of men and women)	2012	
Vehicle questionnaire				
QEngFts.inc				
IntQust	Fuel tank size to be entered in litres or gallons	Delete	2012	
TankLtr	Fuel tank size in litres	Delete	2012	
TankGal	Fuel tank size in gallons	Delete	2012	

Question	Summary	Details of change	Changed	Notes
Vehicle pick-up questionnaire				
QTPICKU.inc				
LStop	Reminder to interviewer to come back to the fuel gauge questions	Delete	2012	
FuelNow	Does interviewer want complete the fuel gauge details now	Delete	2012	
VFuelNow		Delete	2012	
AnyFuel	Any fuel entered into fuel grid on chart	Delete	2012	
IntQust1	Code if amount is in litres or gallons	Delete	2012	
FuelLtr	Amount of fuel in litres	Delete	2012	
FuelGal	Amount of fuel in gallons	Delete	2012	
FuelPds	Amount household spent in pounds on fuel	Delete	2012	
FGauge	Check first fuel gauge reading	Delete	2012	
FFGRead	Enter first fuel gauge reading	Delete	2012	
LGauge	Check last fuel gauge reading	Delete	2012	
LFGRead	Enter last fuel gauge reading	Delete	2012	
StikFul	Fuel gauge indicator 'sticking' at full	Delete	2012	
StikEm1	Fuel gauge indicator is 'empty' when still contains fuel	Delete	2012	
StikFu2	StikFul check	Delete	2012	
StikEm2	Stikml chedk	Delete	2012	
FMilo	Check milometer reading in mileage chart	Amend to 'mileage chart' rather than 'fuel and mileage chart'. FMilo CHECK MILOMETER READING IN MILEAGE CHART. FIRST' MILOMETER READING WAS: Recorded Recorded from milometer Estimate Estimated NotAval Not available	2012	
QPenult.inc				
Penult3	Placing the fuel and mileage card	Amend to 'mileage chart' rather than 'fuel and mileage chart'. Penult3 NOW PLACE A MILEAGE CHART FOR	2012	

Question	Summary	Details of change	Changed	Notes
		EACH VEHICLE. DON'T FORGET TO FILL IN DATES OF READING AND VEHICLE NUMBERS: @/@/Reading dates are before first use on @ ^QSignIn.TWDay, ^QSignIn.TravDate@I and after last use on @ ^TWEDay, ^TWEDate@I @/^pentxt2 @/@/Press 1 and <Enter> to continue.		

Block summary

Household questionnaire

Demographics Page 55

Bnames, THComp, BHRP, THRels, BsPout

Accommodation Page 59

BAccom, BTenure, BResLen

Local Transport Services Page 60

BLocServ

Accessibility of services Page 63

BAmenity

Attitude to local services Page 69

BAttitud

Children's travel to school Page 71

TchTrav

Vehicle grid (Make, model) Page 73

BVehNum TVehTab

Individual questionnaire

Disabilities that affect travel Page 77

TDisab

Methods of transport used Page 79

TMethod

Cycling Page 81

TCycle

Children as front/rear passengers 82

TCarPas

Driving licence Page 79

TDrLic, Tpickup

Education, paid work and journey planning Page 81

TILO, Teduc

Transport-related barriers to employment Page 83

TTrEmp

Last paid job Page 89

TLastJb

Main job details Page 89

TMainJb

Income Page 91

TIncme

Location of work Page 93

TWorkPI

Travel to work Page 94

TWrkMeth

Working at home Page 96

TWrkHome

Ease/difficulty of travelling to work Page 97

TWkDiff

Shopping Page 99

TShDiff

Transport difficulties (diff. journeys) Page 102

TDemTr

Road Accidents Page 105

TAccid

Special tickets/passes Page 109

BnoTick, TTicket, Tpickup

Long distance journeys Page 112

TWhoLDJ, BLDJINT, TLDJQs, Tpickup

Pick Up interview Page 117

Playing in the street Page 119

TPickUp (YPDQ)

Vehicle questionnaire

Registration number Page 121

RegIntr

Vehicle details Page 123

TaxCl

Parking Page 124

Bpark

Company car Page 124

BComCar,

Mileage Page 127

BMILEAG

Vehicle pick-up interview Page 129

TVPickU

Admin block Page 132



Household Questionnaire

BID/QID.INC

Area

AREA NUMBER.
JUST PRESS <Enter>.

Address

ADDRESS NUMBER.
JUST PRESS <Enter>

Hhold

HOUSEHOLD NUMBER.
JUST PRESS <Enter>.

BSignIn/ QSIGNIN.INC

RECORD ALWAYS

AdrField

PLEASE ENTER THE FIRST TEN CHARACTERS OF THE FIRST LINE OF THE ADDRESS TAKEN FROM A.R.F. ADDRESS LABEL FOR THE FIRST HOUSEHOLD AT THIS ADDRESS. MAKE SURE TO TYPE IT EXACTLY AS IT IS PRINTED.

No DK, No refusal

RECORD ALWAYS

StatusQ

What is the status of this interview?
INTERVIEWER: IF YOU ARE NOW STARTING THE PICK-UP INTERVIEW, CHANGE THE CODE TO '2' THEN PRESS <ENTER> AND <END> TO GO TO THE FIRST PICK UP QUESTION. YOU CANNOT GO BACK TO CODE '1' ONCE YOU HAVE CODED '2'

1. Placement interview
 2. Pick-up interview
- No DK, No refusal

RECORD ALWAYS

StartDat

DATE PLACEMENT INTERVIEW WITH THIS HOUSEHOLD WAS STARTED
PRESS ENTER TO CONFIRM DATE
: DATATYPE

RECORD ALWAYS

FirstQ

INTERVIEWER: IS THIS THE FIRST TIME YOU HAVE OPENED THIS QUESTIONNAIRE?
(TO UPDATE ADMIN DETAILS PRESS <CTRL + ENTER>)

1. the first time you've opened this questionnaire

2. or the second or later time?

5. EMERGENCY CODE IF COMPUTER'S DATE IS WRONG AT LATER CHECK

RECORD ALWAYS

TravDate

INTERVIEWER: ENTER START DATE OF TRAVEL WEEK FOR THIS HOUSEHOLD.

: DATATYPE

NO DK, No Refusal

RECORD ALWAYS

Summary

INTERVIEWER: Summary of PLACEMENT interviewing (Placement Interviewing not done yet in red):

Session 1: Name unfinished / reached end

Session 2: Name unfinished / reached end

Session 3: Name unfinished / reached end

Session 4: Name unfinished / reached end

Make a note of the session for anyone coded as unavailable. Use

<CTRL+ENTER> at any point and select the appropriate session to complete individual interviews for people if they become available.

Vehicles: Name unfinished / reached end.

When you press the END key you will be stopped at any place where you coded 'later'

1. Press 1 and <Enter> to continue.

RECORD ALWAYS

Whohere

I am just going to ask you some questions about the members of your household to help us understand your travel patterns. What are the first names or initials of the people who normally lives at this address?

1. Press <ENTER> to continue

HELPSCREEN:

Collecting this information allows the DfT to look at how travel differs between different households sizes and people of different ages and backgrounds.

BBNames/ QNAMES.HAR

ASK ALWAYS

Name

RECORD NAME/IDENTIFIER FOR EACH MEMBER OF THE HOUSEHOLD.

Helpscreen:

WHEN ALL HOUSEHOLD MEMBERS HAVE BEEN ENTERED, PRESS PgDn PRIMARY SET OF QUESTIONS ON HOUSEHOLD COMPOSITION AND RELATIONSHIPS ASKED ON ALL SURVEYS.

HOUSEHOLD COMPOSITION

Stage 1: Establish Residency - only/main residence 6 month rule/ Check Adult Children

Stage 2: One or more households - 'Do you all share at least one main meal a day or share living accommodation?'

Stage 3: Establish Household Reference Person (HRP) - 'In whose name is the accommodation owned or rented?'

INTERVIEWER: If joint owners then enter one of the joint owners. HRP will be established later

DEMOGRAPHICS

BHComp / QTHCOMP.INC

ASK ALWAYS

Sex

NAME

INTERVIEWER: CODE SEX OF RESPONDENT

1. Male
2. Female

ASK ALWAYS

Birth

NAME

What is your date of birth?

FOR DAY NOT GIVEN....ENTER 15 FOR DAY.

FOR MONTH NOT GIVEN....ENTER 6 FOR MONTH

ENTER FULL YEAR, eg. 9/11/1952 RATHER THAN 52

: DATETYPE

IF respondent does not know their date of birth or refuses to provide it (Birth = DK OR refusal)

Agelf

NAME

What was your age last birthday?

98 or more = CODE 97

: 00..97

No DK, No refusal

Helpscreen:

IF YEAR OF BIRTH NOT GIVEN

What was your age last birthday?

Interviewer note:

If respondents refuse to give their age, or cannot, then give your best estimate.

DVAge

(Computed variable) Age for whole sample, from Birth and Agelf

DM510

(Computed variable) How many people in the house aged 5 to 10 at 31 August last.

DM1115

(Computed variable) How many people in the house aged 11 to 15 at 31 August last.

DM1619

(Computed variable) How many people in the house aged 16 to 19 at 31 August last.

DM713

(Computed variable) How many people in the house aged 7 to 13.

Asked if 16 or older (DVage=>16)

MarstN

ASK OR RECORD CODE FIRST THAT APPLIES

Are you currently...

1. single, that is, never married
2. married and living with your husband/wife
3. a civil partner in a legally recognised civil partnership
4. married and separated from your husband/wife
5. divorced
6. or widowed?
7. SPONTANEOUS ONLY - In legally recognised civil partnership and separated from his/her civil partner
8. SPONTANEOUS ONLY - Formerly a civil partner, the civil partnership now legally dissolved
9. SPONTANEOUS ONLY - A surviving partner: his/her civil partner having since died

Asked if more than 1 person in household and not married and living with husband/wife (MarstatN<> 2)

LiveWith

ASK OR RECORD

May I just check, are you living with someone in this household as a couple?

Helpscreen:

Only respondents who are living with their partner in this household should be coded as living together as a couple. You may code No without asking the question ONLY if all members of the household are too closely related for any to be living together in a de facto marital relationship.

1. Yes
2. No
3. SPONTANEOUS ONLY - same sex couple

Ask ALL

COB

In which country were you born?

1. England
2. Wales
3. Scotland
4. Northern Ireland
5. UK, Britain
6. Reprbic of Ireland
7. Other (specify)

Ask if 'other' country of birth (COB=7)

XCOB

In which country were you born?

INTERVIEWER: please type in name of country

ASK ALWAYS

EthGroup

SHOW CARD {If Scotland} 1s {If Wales} 1w {If England} 1e

To which of these ethnic groups do you consider you belong? Please choose from this card...

1. {If Scotland} Scottish/English/Welsh/Northern Irish/British

{If Wales}

Welsh/English/Scottish/Northern Irish/British

{If England}

English/Welsh/Scottish/Northern Irish/British

2. Irish
3. Gypsy or Irish Traveller
4. Any Other White background (Please describe)
5. White and Black Caribbean
6. White and Black African
7. White and Asian
8. Any other Mixed / multiple ethnic background (Please describe)
9. Indian
10. Pakistani
11. Bangladeshi
12. Chinese
13. Any other Asian background
14. African
15. Caribbean

- 16. Any other Black / African / Caribbean background (Please describe)
- 17. Arab
- 18. Any other ethnic group (Please describe)

Helpscreen:

We need to know what ethnic group the respondent thinks he or she is in (or, if you are taking proxy information, what group the respondent thinks another household member is in). Never attempt any judgement of your own

IF ethnic group = another white background (Ethgroup = 2)

OthWht

Please can you describe your ethnic group?

ENTER DESCRIPTION OF ETHNIC GROUP.

IF ethnic group = any other mixed background (Ethgroup = 6)

OthMxd

Please can you describe your ethnic group? ENTER DESCRIPTION OF ETHNIC GROUP.

IF ethnic group = any other asian background (Ethgroup = 10)

OthAsn

Please can you describe your ethnic group?

ENTER DESCRIPTION OF ETHNIC GROUP.

IF ethnic group = any other black background (Ethgroup = 13)

OthBlk

Please can you describe your ethnic group?

ENTER DESCRIPTION OF ETHNIC GROUP.

IF ethnic group = any other (Ethgroup = 15)

OthETH

Please can you describe your ethnic group?

ENTER DESCRIPTION OF ETHNIC GROUP.

IF more than 1 person in household and age is 16 or over (DVAge >= 16)

Hhldr

NAME

In whose name is the accommodation owned or rented?

ASK OR RECORD.

1. This person alone
2. This person jointly
3. NOT owner/renter

Helpscreen:

You can ask this question once, covering the whole household, the first time it comes up on screen. Then ASK or RECORD for individuals as necessary.

BHRP / QHRP.INC

IF the accommodation is jointly owned or rented/there is more than one householder (NumHHldr > 1)

HiHNum

You have told me that [Names] jointly own or rent the accommodation. Of these, who has the highest income (from earnings, benefits, pensions and any other sources)?

IF THEY HAVE THE SAME INCOME, CODE 11

INTERVIEWER: THESE ARE THE JOINT HOUSEHOLDERS

1. Person 1
 2. Person 2
 3. Person 3
 4. Person 4
 5. Person 5
 6. Person 6
 7. Person 7
 8. Person 8
 9. Person 9
 10. Person 10
 11. Joint householders
- ENTER PERSON NUMBER

Helpscreen:

IF THE RESPONDENT ASKS, EXPLAIN THAT WE ARE ASKING THIS QUESTION

AS A CONSISTENT METHOD OF DETERMINING WHO WILL ANSWER SOME OF THE QUESTIONS WHICH FOLLOW.

IF TWO OR MORE JOINT HOUSEHOLDERS HAVE THE SAME INCOME, SELECT THE ELDEST.

IF RESPONDENT ASKS FOR PERIOD TO AVERAGE OVER – LAST 12 MONTHS, AS CONVENIENT.

PROMPT AS NECESSARY IS ONE JOINT HOUSEHOLDER THE SOLE PERSON WITH:

- PAID WORK?
- OCCUPATIONAL PENSION?

IF the joint householders have the same income (HiHNum = 11)

JntEldA

ENTER PERSON NUMBER OF THE ELDEST JOINT HOUSEHOLDER FROM THOSE WITH THE SAME HIGHEST INCOME.

ASK OR RECORD

1. Person 1
2. Person 2
3. Person 3
4. Person 4
5. Person 5
6. Person 6
7. Person 7
8. Person 8
9. Person 9
10. Person 10

No DK, No refusal

IF the highest income of joint householders is refused or not known (HiHNum = DK OR Refusal)

JntEldB

ENTER PERSON NUMBER OF THE ELDEST JOINT HOUSEHOLDER

ASK OR RECORD

1. Person 1
2. Person 2
3. Person 3
4. Person 4
5. Person 5
6. Person 6

7. Person 7
 8. Person 8
 9. Person 9
 10. Person 10
- No DK, No refusal

BHREls / QTHRELS.HAR

IF more than 1 person in household

R

CODE RELATIONSHIP OF EACH HOUSEHOLD MEMBER TO THE OTHERS - [Name] is [Name]'s...

1. Spouse
2. Cohabitee
3. Son/daughter (incl. adopted)
4. Step-son/daughter
5. Foster child
6. Son-in-law/daughter-in-law
7. Parent/guardian
8. Step-parent
9. Foster parent
10. Parent-in-law
11. Brother/sister (incl. adopted)
12. Step-brother/sister
13. Foster brother/sister
14. Brother/sister-in-law
15. Grand-child
16. Grand-parent
17. Other relative
18. Other non-relative
19. Civil partner

Helpscreen:

You may want to introduce this section. A possible introduction is: 'There are a lot of changes taking place in the make-up of households/families and this section is to help find out what those changes are. I'd like you to tell me the relationship of each member of the household to every other member.' This section must be asked for all households consisting of more than one person. Please ask in every case. You should not make assumptions about any relationship. Treat relatives of cohabiting members of the household as though the cohabiting couple were married, unless the couple are a same sex couple.

Half-brothers/sisters should be coded with step-brothers/sisters.

See interviewer instructions for further details.

BSPout / QSPOUT.INC

IF respondent has said they are married and living with spouse but they are without a spouse in the household (MarStat = 2 AND (Spouses [Loop1] = 0))

SpOut

INTERVIEWER:

You've recorded [Name] as 'Married & living with spouse', but without a spouse in the household. PLEASE CHECK THIS. If spouse is away for six months or more, press 1 and enter to continue.

BUT IF NOT (eg if separated), ENTER 2 AND AMEND HOUSEHOLD GRID.

1. Married, spouse not in household
2. Other - AMEND HOUSEHOLD GRID

No DK, No Refusal

ACCOMMODATION

BAccom / QACCOM.INC

RECORD ALWAYS

Accom

INTERVIEWER CODE: IS THE HOUSEHOLD'S ACCOMMODATION:

N.B. MUST BE SPACE USED BY HOUSEHOLD

1. a house or bungalow
2. a flat or maisonette
3. a room/rooms
4. ...other?

Helpscreen:

If the household occupies a flat in a converted house, code 2

IF Household accommodation is a house or bungalow (Accom = 1)

HseType

INTERVIEWER CODE: IS THE HOUSE/BUNGALOW:

1. detached
2. semi-detached
3. or terraced/end of terrace?

Helpscreen:

A semi-detached house is one of a pair which are joined together.

A house at the end of a terrace must be coded 3 even if there are only three houses in the terrace.

Houses which are joined only by a garage (link-detached) should be coded as detached.

IF Household accommodation is a flat or maisonette (Accom = 2)

FltTyp

INTERVIEWER CODE: IS THE FLAT/MAISONETTE:

1. a purpose-built block
2. a converted house/some other kind of building?

IF Household accommodation is another type (Accom = 4)

AccOth

INTERVIEWER CODE: IS THE ACCOMMODATION A:

1. caravan, mobile home or houseboat
2. or some other kind of accommodation?

BTenure / QTENURE.INC

ASK ALWAYS

Ten1

SHOW CARD 2

In which of these ways do you occupy this accommodation?

MAKE SURE ANSWER APPLIES TO [NAME] - THE HRP

1. Own outright
2. Buying it with the help of a mortgage or loan
3. Pay part rent and part mortgage (shared ownership)
4. Rent it

5. Live here rent-free (including rent-free in relative's/friend's property; excluding squatting)
6. Squatting

Helpscreen:

This question is looking for formal legal tenure (e.g. a widow living in a house bought by her son (in his name) who is living elsewhere, should be coded as living rent

free though she may regard herself as an owner occupier.

OWNERS - only code person as an owner if they have a mortgage. Owners are also people who pay a service charge.

SHARED OWNERS - ie pay part rent and part mortgage, and will receive some of the proceeds from the sale of the property.

RENT-FREE - the person pays upkeep but not formal rent.

TIED ACCOMODATION - these are private renters. Code according to whether person pays rent (code 4) or lives rent free (code 5).

SCHEMES - 'Rent to mortgage' schemes are available to council tenants, where they have a right to buy a share of their home for roughly the same price as the rent. Anyone purchasing their home under this scheme should be coded 2

HOUSING ACTION TRUSTS - i.e. tenant rents from local authority

CO-OWNERSHIP - This no longer exists.

HOUSING CO-OPERATIVE - (code 4) renting from housing association

COMMONHOLD - code as owner

PRIVATE SECTOR - i.e. private property rented from the council

HOME INCOME PLANS &

RETIREMENT HOME PLANS - code as owner.

SCHEMES FOR MORTGAGE

DEFAULTERS - Code as renting.

BResLen / QRESLen.INC

ASK ALWAYS

HLong

RECORDED FOR HOUSEHOLD REFERENCE PERSON [HRP NAME] ONLY

How long have you (has [Name]) lived at this address? ...

1. Less than 12 months
2. 12 months but less than 2 years
3. 2 years but less than 3 years
4. 3 years but less than 5 years
5. 5 years but less than 10 years
6. 10 years but less than 20 years
7. 20 years or longer

Helpscreen:

Enter the number of completed years at the address. Note that the question relates to address rather than place. It may be possible that an individual is living at a

different address from 12 months ago but is living in the same town and county.

We are interested in knowing whether people have moved house recently because that could affect their travel behaviour, especially if they have moved out of the

immediate neighbourhood.

Ask ALL

Online

Does your household have access to the internet from home?

IF YES: Is that broadband or dial up?

1. Yes – broadband
2. Yes - dial up
3. Yes - but don't know type
4. No

LOCAL TRANSPORT SERVICES

BLocServ / QLOCSERV.INC

ASK ALWAYS

ServIntr

INTERVIEWER: ANYONE IN THE HOUSEHOLD WHO KNOWS THE ANSWERS CAN BE ASKED THESE QUESTIONS.

I would like to ask you a few questions about local bus and train services. First I would like to ask about your local bus service...

1. Press <Enter> to continue.

ASK ALWAYS

NearBus

About how long would it take (me) to walk from here to the nearest bus stop or place where I could get on a bus? I am interested in the nearest one even if it isn't the main one you use.

INTERVIEWER: REMEMBER WE WANT TO KNOW HOW LONG IT WOULD TAKE AN AVERAGE PERSON (APPROX. 3 MPH /5KPH), SO IF THE RESPONDENT IS OBVIOUSLY ELDERLY OR INFIRM THEN ASK HOW LONG IT WOULD TAKE "ME" (I.E. YOU THE INTERVIEWER) TO WALK THERE. TEMPORARY BUS STOPS DO NOT COUNT

RECORD TO NEAREST MINUTE
IF RESPONDENT DOES NOT KNOW, ENTER <CTRL-K> AND ENCOURAGE ESTIMATE AT NEXT QUESTION

IF the time it would take to walk to the nearest bus stop is not known (NearBus = DK)

NearBand

SHOW CARD 3

Taking your answer from this card, approximately how long would it take (me) (to walk to your nearest bus stop)?

INTERVIEWER: IF DK ENCOURAGE ESTIMATE.

1. 6 minutes or less
2. 7-13 minutes
3. 14-26 minutes
4. 27-43 minutes
5. 44 minutes or longer

ASK ALWAYS

GetBus

How frequent are the buses from that bus stop during the day? Is there ...

READ OUT ...

IF 'VARIES' TAKE WEEK DAY OFF-PEAK FREQUENCY

1. ...Less than one a day,
2. at least one a day,
3. at least one an hour,
4. at least one every half-hour,

5. or, at least one every quarter of an hour?

ASK ALWAYS

NearSta

Now thinking of your local train service, how long would it take (me) to walk to your nearest railway (that is, National Rail) station? (Again I am interested in the NEAREST one, even if it is not the main one or the one you use).

IF TOO FAR TO WALK, PROBE: If you did walk, how long would it take? DO NOT INCLUDE UNDERGROUND STATIONS.

RECORD TO NEAREST MINUTE
IF RESPONDENT DOES NOT KNOW, ENTER <CTRL-K> AND ENCOURAGE ESTIMATE AT NEXT QUESTION

IF the time it would take to walk to the nearest train station is not known (NearSta = DK)

BanRail

SHOW CARD 3

Taking your answer from this card, approximately how long would it take (me) (to walk to your nearest railway station)?

INTERVIEWER: IF DK ENCOURAGE ESTIMATE.

1. 6 minutes or less
2. 7-13 minutes
3. 14-26 minutes
4. 27-43 minutes
5. 44 minutes or longer

ASK ALWAYS

BusSta

How long would it take (me) to get to the railway station by bus? Please include any time spent walking but not waiting time.

RECORD TO NEAREST MINUTE
IF RESPONDENT DOES NOT KNOW, ENTER <CTRL-K> AND ENCOURAGE ESTIMATE AT NEXT QUESTION

IF QUICKER TO WALK, ENTER <CTRL K> AND CODE 6 AT NEXT QUESTION
IF NO CONVENIENT BUS SERVICE, ENTER <CTRL K> AND CODE 7 AT NEXT QUESTION.

Helpscreen:

A 'convenient' bus service means within 13 minutes walk of a stop with a service at least once per hour

IF the time it would take to take the bus to the nearest railway station is not known OR if it is quicker to walk or there is no convenient bus service (BusSta = DK)

BanBus

SHOW CARD 4

Taking your answer from this card, approximately how long would it take (me) (to get to your nearest railway station by bus)?

INTERVIEWER: IF DK ENCOURAGE ESTIMATE

IF BOTH CODE 6 AND 7 APPLY, USE CODE 7.

1. 6 minutes or less
2. 7-13 minutes
3. 14-26 minutes
4. 27-43 minutes
5. 44 minutes or longer
6. Quicker to walk
7. No convenient bus service

ASK ALWAYS

DescTa

What is your nearest railway station like? Is it ... READ OUT...

1. ...a station with frequent services throughout the day (at least once per hour),
2. a station with frequent services only during rush hours (at least once per hour),
3. or a station with less frequent services?

ASK ALWAYS

ClosSta

Is there a (London Underground), metro, light rail or tram stop which is closer to where you live than the railway station? IF YES, PROBE: Which type of stop is closer?

1. London Underground
2. Metro
3. Light Rail
4. Tram

5. No, no other stop is closer
6. No, in same place as railway station

Helpscreen:

Light rail includes for example, Docklands Light Railway and Nottingham Net. It does NOT include toy/miniature railways such as the Bluebell Line, Romney, Hythe and Dymchurch and the Ffestiniog.

IF there is a London

Underground/metro/light rail/tram closer than the nearest railway station (ClosSta = 1, 2, 3, or 4)

NearTube

How long would it take (me) to walk to your nearest [tube/metro/light rail/tram] stop?

RECORD TO NEAREST MINUTE

IF RESPONDENT DOES NOT KNOW, ENTER <CTRL-K> AND ENCOURAGE ESTIMATE AT NEXT QUESTION

IF the time it would take to walk to nearest London Underground/metro/light rail/tram stop is not known (NearTube = DK)

BanTube

SHOW CARD 3

Taking your answer from this card, approximately how long would it take (me) (to walk to your nearest [tube/metro/light rail/tram] stop)?

INTERVIEWER: IF DK ENCOURAGE ESTIMATE

1. 6 minutes or less
2. 7-13 minutes
3. 14-26 minutes
4. 27-43 minutes
5. 44 minutes or longer

IF there is a tube London

Underground/metro/light rail/tram closer than the nearest railway station (ClosSta = 1, 2, 3, or 4)

BusTube

And how long would it take (me) to get to the nearest [tube/metro/light rail/tram] stop BY BUS? (including any time spent walking but not waiting time)?

RECORD TO NEAREST MINUTE

IF RESPONDENT DOES NOT KNOW, ENTER <CTRL-K> AND ENCOURAGE ESTIMATE AT NEXT QUESTION
IF QUICKER TO WALK, ENTER <CTRL K> AND CODE 6 AT NEXT QUESTION
IF NO CONVENIENT BUS SERVICE, ENTER <CTRL K> AND CODE 7 AT NEXT QUESTION.

Helpscreen:

A 'convenient' bus service means within 13 minutes walk of a stop with a service at least once per hour

IF the time it would take to get bus to nearest London Underground/metro/light rail/tram stop is not known (BusTube = DK)

BanTBus

SHOW CARD 4.

Taking your answer from this card, approximately how long would it take (me) (to get to your nearest ^tubetxt stop by bus)?

INTERVIEWER: IF DK, ENCOURAGE ESTIMATE

IF BOTH CODE 6 AND 7 APPLY, USE CODE 7.

1. 6 minutes or less
2. 7-13 minutes
3. 14-26 minutes
4. 27-43 minutes
5. 44 minutes or longer
6. Quicker to walk
7. No convenient bus service

ACCESSIBILITY OF SERVICES

BAmenity / QAMENITY.INC

ASK RANDOM SUBSAMPLE B ONLY

IntroA

I would now like to ask you some questions about how long it would take to get to certain places from here by foot or by public transport, whichever is the quickest route.

INTERVIEWER: IF BY FOOT - REMEMBER WE WANT TO KNOW HOW LONG IT WOULD TAKE AN AVERAGE PERSON (APPROX. 3 MPH

/5KPH), SO IF THE RESPONDENT IS OBVIOUSLY ELDERLY OR INFIRM THEN ASK HOW LONG IT WOULD TAKE "ME" (I.E. YOU THE INTERVIEWER) TO WALK THERE. IF BY PUBLIC TRANSPORT - DO NOT INCLUDE ONE-OFF DELAYS.

ASK RANDOM SUBSAMPLE B ONLY

AccShC

How long would it take (me) to get to the nearest main shopping centre (even if it is not the one you use) on foot or by public transport using whichever is the quickest?

INTERVIEWER: THE DEFINITION OF 'MAIN SHOPPING CENTRE' IS SUBJECTIVE. HOWEVER IF THE RESPONDENT CANNOT DECIDE THEN IT IS THE NEAREST PLACE THEY COULD BUY GENERAL GOODS SUCH AS SHOES, CLOTHES, ELECTRICAL GOODS ETC. IT COULD INCLUDE A SUPERMARKET IF THE RESPONDENT COULD BUY A RANGE OF GENERAL GOODS FROM THERE. RECORD NORMAL JOURNEY TIME TO NEAREST MINUTE.

IF GREATER THAN 97 MINUTES CODE 97.

IF RESPONDENT DOES NOT KNOW, ENTER <CTRL-K> AND ENCOURAGE ESTIMATE AT NEXT QUESTION.

:0..97

Asked if respondent doesn't know how long to get to the shopping centre (AccShc=DK)

AccShcDK

SHOW CARD 10

Taking your answer from this card, approximately how long would it take (me) to get to the nearest main shopping centre (even if it is not the one you use) on foot or by public transport using whichever is the quickest?

INTERVIEWER: IF DK ENCOURAGE ESTIMATE.

1. 15 minutes or less
2. 16-20 minutes
3. 21-30 minutes
4. 31-40 minutes
5. 41-60 minutes

6. 61 minutes or longer

ASK RANDOM SUBSAMPLE B ONLY

AccGro

How long would it take (me) to get to the nearest shop selling groceries (even if it is not the one you use) on foot or by public transport using whichever is the quickest?

NOTE: We are referring to the **nearest** shop where they can buy groceries. This is not necessarily where they usually shop. By groceries we mean daily food items such as bread, milk, tea, coffee, tinned goods etc.

INTERVIEWER: RECORD NORMAL JOURNEY TIME TO NEAREST MINUTE.

IF GREATER THAN 97 MINUTES CODE 97.

IF RESPONDENT DOES NOT KNOW, ENTER <CTRL-K> AND ENCOURAGE ESTIMATE AT NEXT QUESTION.

:0..97

Asked if respondent doesn't know how long to get to the grocery shop (AccGro=DK)

AccGroDK

SHOW CARD 10

Taking your answer from this card, approximately how long would it take (me) to get to the nearest shop selling groceries (even if it is not the one you use) on foot or by public transport using whichever is the quickest?

INTERVIEWER: IF DK ENCOURAGE ESTIMATE.

1. 15 minutes or less
2. 16-20 minutes
3. 21-30 minutes
4. 31-40 minutes
5. 41-60 minutes
6. 61 minutes or longer

ASK RANDOM SUBSAMPLE B ONLY

AccGP

How long would it take (me) to get to the nearest GP surgery (even if it is not the one you use) on foot or by public transport using whichever is the quickest?

INTERVIEWER: RECORD NORMAL JOURNEY TIME TO NEAREST MINUTE.

IF GREATER THAN 97 MINUTES CODE 97.

IF RESPONDENT DOES NOT KNOW, ENTER <CTRL-K> AND ENCOURAGE ESTIMATE AT NEXT QUESTION

0..97

Asked if respondent doesn't know how long to get to the GP (AccGP=DK)

AccGPDK

SHOW CARD 10

Taking your answer from this card, approximately how long would it take (me) to get to the nearest GP surgery (even if it is not the one you use) on foot or by public transport using whichever is the quickest?

INTERVIEWER: IF DK ENCOURAGE ESTIMATE.

1. 15 minutes or less
2. 16-20 minutes
3. 21-30 minutes
4. 31-40 minutes
5. 41-60 minutes
6. 61 minutes or longer

ASK RANDOM SUBSAMPLE B ONLY

AccHosp

How long would it take (me) to get to the nearest hospital (even if it is not the one you use) on foot or by public transport using whichever is the quickest?

INTERVIEWER: RECORD NORMAL JOURNEY TIME TO NEAREST MINUTE.

IF GREATER THAN 97 MINUTES CODE 97.

IF RESPONDENT DOES NOT KNOW, ENTER <CTRL-K> AND ENCOURAGE ESTIMATE AT NEXT QUESTION.

:0..97

Asked if respondent doesn't know how long to get to the hospital (AccHosp=DK)

AccHosDK

SHOW CARD 10

Taking your answer from this card, approximately how long would it take (me) to get to the nearest hospital (even

if it is not the one you use) on foot or by public transport using whichever is the quickest?

INTERVIEWER: IF DK ENCOURAGE ESTIMATE.

1. 15 minutes or less
2. 16-20 minutes
3. 21-30 minutes
4. 31-40 minutes
5. 41-60 minutes
6. 61 minutes or longer

*ASK RANDOM SUBSAMPLE B ONLY
Asked of household has a child aged 5-10 at 31 August last (DM510>0)*

AccPM

How long would it take (me) to get to the nearest primary school (even if it is not the one any children in the household use) on foot or by public transport using whichever is the quickest?

INTERVIEWER: RECORD NORMAL JOURNEY TIME TO NEAREST MINUTE.

IF GREATER THAN 97 MINUTES CODE 97.

IF RESPONDENT DOES NOT KNOW, ENTER <CTRL-K> AND ENCOURAGE ESTIMATE AT NEXT QUESTION
:0..97

Asked if respondent doesn't know how long to get to the primary school (AccPM=DK)

AccPMDK

SHOW CARD 10

Taking your answer from this card, approximately how long would it take (me) to get to the nearest primary school (even if it is not the one any children in the household use) on foot or by public transport using whichever is the quickest?

INTERVIEWER: IF DK ENCOURAGE ESTIMATE.

1. 15 minutes or less
2. 16-20 minutes
3. 21-30 minutes
4. 31-40 minutes
5. 41-60 minutes
6. 61 minutes or longer

*ASK RANDOM SUBSAMPLE B ONLY
Asked if household has a child aged 11-15 at 31 August last (DM1115 > 0)*

AccSec

How long would it take (me) to get to the nearest secondary school (even if it is not the one any children in the household use) on foot or by public transport using whichever is the quickest?

INTERVIEWER: RECORD NORMAL JOURNEY TIME TO NEAREST MINUTE.

IF GREATER THAN 97 MINUTES CODE 97.

IF RESPONDENT DOES NOT KNOW, ENTER <CTRL-K> AND ENCOURAGE ESTIMATE AT NEXT QUESTION.
:0..97

Asked if respondent doesn't know how long to get to the secondary school (AccSec=DK)

AccSecDK

SHOW CARD 10

Taking your answer from this card, approximately how long would it take (me) to get to the nearest secondary school (even if it is not the one any children in the household use) on foot or by public transport using whichever is the quickest?

INTERVIEWER: IF DK ENCOURAGE ESTIMATE.

1. 15 minutes or less
2. 16-20 minutes
3. 21-30 minutes
4. 31-40 minutes
5. 41-60 minutes
6. 61 minutes or longer

*ASK RANDOM SUBSAMPLE B ONLY
Asked if household has a person aged 16-19 at 31 August last (DM1619 > 0)*

AccGCSE

How long would it take (me) to get to the nearest school or college providing post-GCSE courses for 16 to 19 year olds (even if it is not the one any children in the household use) on foot or by public transport using whichever is the quickest?

INTERVIEWER: RECORD NORMAL JOURNEY TIME TO NEAREST MINUTE.
IF GREATER THAN 97 MINUTES CODE 97.
IF RESPONDENT DOES NOT KNOW, ENTER <CTRL-K> AND ENCOURAGE ESTIMATE AT NEXT QUESTION.
:0..97

Asked if respondent doesn't know how long to get to the college (AccGCSE=DK)

AccGCDK

SHOW CARD 10

Taking your answer from this card, approximately how long would it take (me) to get to the nearest school or college providing post-GCSE courses for 16 to 19 year olds (even if it is not the one any children in the household use) on foot or by public transport using whichever is the quickest?

INTERVIEWER: IF DK ENCOURAGE ESTIMATE.

1. 15 minutes or less
2. 16-20 minutes
3. 21-30 minutes
4. 31-40 minutes
5. 41-60 minutes
6. 61 minutes or longer

ASK RANDOM SUBSAMPLE B ONLY

AccChm

How long would it take (me) to get to the nearest chemist (even if it is not the one you use) on foot or by public transport using whichever is the quickest?

INTERVIEWER: RECORD NORMAL JOURNEY TIME TO NEAREST MINUTE.

IF GREATER THAN 97 MINUTES CODE 97.

IF RESPONDENT DOES NOT KNOW, ENTER <CTRL-K> AND ENCOURAGE ESTIMATE AT NEXT QUESTION
:0..97

Asked if respondent doesn't know how long to get to the Chemist (AccChm=DK)

AccChmDK

SHOW CARD 10

Taking your answer from this card, approximately how long would it take (me) to get to the nearest chemist (even if it is not the one you use) on foot or by public transport using whichever is the quickest?

INTERVIEWER: IF DK ENCOURAGE ESTIMATE.

1. 15 minutes or less
2. 16-20 minutes
3. 21-30 minutes
4. 31-40 minutes
5. 41-60 minutes
6. 61 minutes or longer

ASK RANDOM SUBSAMPLE B ONLY

AccPO

How long would it take (me) to get to the nearest post office (even if it is not the one you use) on foot or by public transport using whichever is the quickest?

INTERVIEWER: RECORD NORMAL JOURNEY TIME TO NEAREST MINUTE.

IF GREATER THAN 97 MINUTES CODE 97.

IF RESPONDENT DOES NOT KNOW, ENTER <CTRL-K> AND ENCOURAGE ESTIMATE AT NEXT QUESTION.
:0..97

Asked if respondent doesn't know how long to get to the post office (AccPO=DK)

AccPODK

SHOW CARD 10

Taking your answer from this card, approximately how long would it take (me) to get to the nearest post office (even if it is not the one you use) on foot or by public transport using whichever is the quickest?

INTERVIEWER: IF DK ENCOURAGE ESTIMATE.

1. 15 minutes or less
2. 16-20 minutes
3. 21-30 minutes
4. 31-40 minutes
5. 41-60 minutes
6. 61 minutes or longer

ASK ALL

OrderN

SHOW CARD 11

I'd now like to ask a few questions about things which you might have had delivered. Nowadays, do you ever order any of these things over the phone, by post or on the internet?

ONLY INCLUDE THINGS FOR DOMESTIC USE EXCLUDE LETTERS/MILK/NEWSPAPERS/MAGAZINES AND TAKE AWAY MEALS.

CODE ALL THAT APPLY

IF YOU NEED HELP ABOUT WHAT COUNTS AS SHOPPING BY PHONE, BY POST OR ON THE INTERNET PRESS F9.

Helpscreen:

We ask this question because we want to see to what extent shopping by phone/post/internet reduces people's need to travel.

INCLUDE:

Any items ordered on line (on the internet) and delivered to home or work

Any items ordered on the phone and delivered to home or work

Any items ordered by post and delivered to home or work

DO NOT INCLUDE:

Takeaway meals

Magazine / newspaper subscriptions (regardless of how you ordered them)

Letters, milk

Items ordered but not yet delivered

Items ordered in the shop, which are to be delivered afterwards

Items where a special journey is made to collect them

1. Food and drink (not including take away meals)
2. Clothes or footwear
3. Books/CDs/DVDs/software
4. Furniture
5. Soft furnishings/bedding
6. Electrical appliances or items (e.g. computer/fridge/tv/kettle)
7. Holiday/travel tickets
8. Any other tickets (not for travel)
9. Plants/bulbs/flowers/seeds
10. Health goods and toiletries
11. DIY/garden equipment

96. Anything else

97. (None of these)

Asked if respondent orders goods by phone, post or internet (OrderN is not 97)

Deliv

SHOW CARD 12.

Can you tell me how often [you have/your household has] any of these things delivered, which have been ordered by phone, by post or on the internet?

ONLY INCLUDE THINGS FOR DOMESTIC USE

EXCLUDE LETTERS/ MILK/ NEWSPAPERS/MAGAZINES and TAKE AWAY MEALS

1. 3 or more times a week
2. Once or twice a week
3. Less than that but more than twice a month
4. Once or twice a month
5. Less than that but more than twice a year
6. Once or twice a year
7. Less than once a year

Helpscreen:

If a self-employed person gets things for their business delivered to home, don't count this unless the items are primarily for personal use. Exclude catalogues but include anything ordered from them. Items don't have to be ordered from or delivered to home.

Asked if has a delivery at least one or twice a year AND have had more than one type of item delivered (Deliv=1, 2, 3, 4, 5, 6 AND OrderN>1)

LastDN

SHOW CARD 13.

What was the last delivery of this sort that you received?

CODE ALL THAT APPLY

1. Food and drink (not including take away meals)
2. Clothes or footwear
3. Books/CDs/DVDs/software
4. Furniture
5. Soft furnishings/bedding

6. Electrical appliances or items (e.g. computer/fridge/tv/kettle)
7. Holiday/travel tickets
8. Any other tickets (not for travel)
9. Plants/bulbs/flowers/seeds
10. Health goods and toiletries
11. DIY/garden equipment
96. Anything else

Asked if last item ordered was not on the showcard (LastDN=96)

XLastDN

Please specify other answer
TEXT SHOULD BE NO MORE THAN 60 CHARACTERS

Asked if has a delivery at least one or twice a year, and Resp told us what they last ordered (Deliv=1, 2, 3, 4, 5, 6 AND LastDN is not DK or Refusal)

HowOrd

And was this ordered by phone, by post or on the internet?

1. by phone
2. by post
3. on the internet

Asked if has a delivery at least once or twice a year, and Resp told us what they last ordered (Deliv=1, 2, 3, 4, 5, 6 AND LastDN is not DK or Refusal)

DelMethN

SHOW CARD 14

And on this occasion how was it delivered?

INTERVIEWER: IF RESPONDENT CAN'T REMEMBER ENTER <CTRL-K> FOR DON'T KNOW.

1. Through the postal system
2. Courier (including Royal Mail courier)
3. By supplier's delivery van/lorry
4. Not in when it was delivered/ Did not see how it was delivered
5. Another way

Asked if has a delivery at least one or twice a year, and Resp told us what they last ordered (Deliv=1, 2, 3, 4, 5, 6 AND LastDN is not DK or Refusal)

DelVisit

Before the order was placed, did you or anyone in your household make a

specific visit to a shop or outlet to help decide which item to buy, or to view the item selected?

1. Yes
2. No
3. Can't remember
4. Not applicable to item

Asked if placed last order by phone, post or internet (Howord=1, 2, 3)

HowBN

SHOW CARD 15.

And if [you/your household] had not ordered this by [phone/post/internet], how do you think you would have bought it instead?

CODE ONE ONLY

IF MORE THAN ONE ANSWER, PROBE FOR MOST LIKELY METHOD

1. I would have bought it in person e.g. from a shop, travel agent, railway station etc.
2. Someone else in household would have bought it in person
3. Would have asked someone outside household to buy it in person
4. By phone
5. By post
6. On the internet
7. By fax
8. On the doorstep
9. Would not have bought it
97. Other (Specify)

Asked if placed last order by phone, post or internet and they would have bought it via another method than shown (Howord=1, 2, 3 AND HowBN=97)

XHowBN

Please specify other method.
TEXT SHOULD BE NO MORE THAN 60 CHARACTERS

Asked if resp would have made personal trip buy item if not ordered by phone/post/internet (HowBN = 1, 2)

HowSpec

If you/a member of your household had gone in person to buy the item, do you think you would have made a specific trip to do so, or would you have waited until

the next time you were going to be in the area of the shop or outlet anyway?

1. Made a specific trip
2. Next time were in the area of the shop or outlet anyway

Asked if resp would have made personal trip buy item if not ordered by phone/post/internet (HowBN=1 or 2)

TravSpec

And what is the most likely way you/they would have travelled to get there?

1. Underground, metro, light rail, tram
2. Train
3. Bus, minibus or coach
4. Motorcycle, scooter or moped
5. Car or van
6. Taxi/minicab
7. Bicycle
8. On foot
97. Other (please specify)

Asked if resp would have made personal trip to buy item using another method of transport (TravSpec=97)

XTravSpec

Please specify other reasons.

TEXT SHOULD BE NO MORE THAN 60 CHARACTERS

ASK ALWAYS

WhoShop

Can I check, who does the main food shopping for your household?

NOTE: IF THE MAIN FOOD SHOP IS DONE ON INTERNET/BY PHONE ETC PUT THE NAME OF PERSON WHO IS RESPONSIBLE FOR THAT.

CODE ALL THAT APPLY

1. Person 1
2. Person 2
3. Person 3
4. Person 4
5. Person 5
6. Person 6
7. Person 7
8. Person 8
9. Person 9
10. Person 10
11. Non-household member
12. Household does not do food shopping

IF more than one person does the food shopping (More than 1 coded at Whoshop)

ShopOf

And which one person does the main food shopping most often? Is it [Name] or [Name]?

INTERVIEWER: If respondent says all or equal prompt for who did main food shopping by themselves most recently. Otherwise ask respondent to nominate person to answer later questions about shopping.

CODE ONE ONLY

1. Person 1
2. Person 2
3. Person 3
4. Person 4
5. Person 5
6. Person 6
7. Person 7
8. Person 8
9. Person 9
10. Person 10

NO DK, NO REFUSAL

DVShop

(Computed variable) Person number of main food shopper in household.

IF the household does not do food shopping (WhoSho = 12)

YNoShop

Why is this?

CODE ALL THAT APPLY

1. Delivered by shop
2. Most food from meals on wheels/day centre/restaurant etc.
97. Other reason (specify)

IF 'other reason' why household does not do food shopping (YNoShop = 97)

XYNoShop

Please specify other reasons.

ATTITUDE TO LOCAL SERVICES

BAttitud / QATTITUD.INC

ASK RANDOM SUBSAMPLE A ONLY

SatServ

SHOW CARD 5

Now I would like to ask some questions about your local bus services. By local I mean services which operate near your home. How satisfied are you with your local bus services?

1. Very satisfied
2. Fairly satisfied
3. Neither satisfied or dissatisfied
4. Fairly dissatisfied
5. Very dissatisfied
6. Don't use buses

ASK RANDOM SUBSAMPLE A ONLY

ReliaBus

SHOW CARD 6

And, how would you rate the reliability of local buses?

1. Very reliable
2. Fairly reliable
3. Neither reliable nor unreliable
4. Fairly unreliable
5. Very unreliable
6. (No local service)
7. (Do not use)
8. (No opinion/Don't know)

*ASK RANDOM SUBSAMPLE A ONLY
IF there is a local service (ReliaBus = 1, 2, 3, 4, 5, OR 7)*

FrqBus

SHOW CARD 7

How would you rate the frequency of local buses?

1. Very frequent
2. Fairly frequent
3. Neither frequent nor infrequent
4. Fairly infrequent
5. Very infrequent"
6. (No local service)
7. (Do not use)
8. (No opinion/Don't know)

ASK RANDOM SUBSAMPLE A ONLY

Trainsat

SHOW CARD 5

Now I would like to ask some questions about your train/underground/metro/light rail/tram services. How satisfied are you with train/underground/metro/light rail/tram services?

1. Very satisfied
2. Fairly satisfied
3. Neither satisfied or dissatisfied
4. Fairly dissatisfied
5. Very dissatisfied
6. Don't use
train/underground/metro/light
rail/tram

ASK RANDOM SUBSAMPLE A ONLY

RelMetro

SHOW CARD 6

How would you rate the reliability of the train/underground/metro/light rail/tram?

1. Very reliable
2. Fairly reliable
3. Neither reliable nor unreliable
4. Fairly unreliable
5. Very unreliable
6. (No local service)
7. (Do not use)
8. (No opinion/Don't know)

*ASK RANDOM SUBSAMPLE A ONLY
IF there is a local service (RelMetro = 1, 2, 3, 4, 5 OR 7)*

FrqMetro

SHOW CARD 7

How would you rate the frequency of the train/underground/metro/light rail/tram?

1. Very frequent
2. Fairly frequent
3. Neither frequent nor infrequent
4. Fairly infrequent
5. Very infrequent
6. (No local service)
7. (Do not use)
8. (No opinion/Don't know)

ASK ALL

Cyclane

SHOW CARD 8

How would you rate the provision of cycle lanes/cycle paths locally?

LOCALLY' REFERS TO WITHIN 5 MILES OF THE RESPONDENT'S HOME.

- Very good
Fairly good
Neither good nor poor

Fairly poor
Very poor
(No local cycle lanes)
(Do not use)
(No opinion/Don't know)

Helpscreen:
This question relates to provision, not enforcement of cycle lanes/paths

ASK ALL

Pavement

SHOW CARD 9

How would you rate the condition of pavements locally where you live?

1. Very good
2. Fairly good
3. Neither good nor poor
4. Fairly poor
5. Very poor
6. (Not many pavements in the area)
7. (Do not use)
8. (No opinion/Don't know)

Helpscreen:
This question relates to all aspects of the condition of the pavements. eg cleanliness, unevenness etc. All pavements are included, not just those that are paved

CHILDREN'S TRAVEL TO SCHOOL

BChTrav / QTCHTRAV.INC

ASKED FOR EACH CHILD AGED 5-16 IN TURN, ANSWERED BY HRP OR ANOTHER RESPONDENT AGED 16 OR OVER

IF Aged 5-16.

Schlnt

I'd now like to ask a few questions about your/the children's journey to and from school.

1. Press 1 and <Enter> to continue.

IF Aged 5-16.

SchDly

Does [Name] make a daily journey to and from school?

1. Makes daily journey
2. No daily journey (e.g. educated at home/boarding school)
3. Left school (e.g. 16 and just left school)

IF Aged 5-16 and child makes a daily journey to and from school (SchDly = 1)

TravSc

And how does [Name] usually travel to school?

CODE ONE ONLY, FOR THE LONGEST PART, BY DISTANCE, OF THE CHILD'S USUAL JOURNEY TO SCHOOL
IF DIFFERENT METHOD USED TO AND FROM SCHOOL, CODE METHOD TO SCHOOL.

1. Underground, metro, light rail, tram
2. Train
3. Public bus, minibus or coach
4. School or local authority bus, minibus or coach
5. Motorcycle, scooter or moped"
6. Car or van
7. Taxi/minicab
8. Bicycle
9. On foot
97. Other (specify)

Helpscreen:

If different methods used on different days of the week, code method used on the majority of days in the week

IF Aged 5-16 and child travels to school by 'other' method (TravSc=97)

XTravSc

Please specify other answer.

If usually travels by car or van to school (TravSc=6)

TravScW

And does [Name] usually travel to school with any children from a different household?

INTERVIEWER: ONLY INCLUDE OTHER CHILDREN ALSO GOING TO

SCHOOL. THEY NEED NOT BE GOING TO THE SAME SCHOOL

1. Yes
2. No

*ASK ODD YEARS ONLY (Module B).
IF Aged 5-16 and child makes a daily journey to and from school (SchDly = 1)*

HowSch

And how does [Name] **usually** travel home **from** school?

CODE ONE ONLY, FOR THE LONGEST PART, BY DISTANCE, OF THE CHILD'S USUAL JOURNEY FROM SCHOOL

5. Underground, metro, light rail, tram
6. Train
7. Public bus, minibus or coach
8. School or local authority bus, minibus or coach
5. Motorcycle, scooter or moped"
6. Car or van
7. Taxi/minicab
8. Bicycle
9. On foot
97. Other (specify)

IF child travels from school by 'other' method (HowSch=97)

XHowSch

Please specify other answer.

TEXT SHOULD BE NO MORE THAN 60 CHARACTERS

*ASK ODD YEARS ONLY (Module B).
IF Aged 5-13 and child makes a daily journey to and from school (SchDly = 1)*

AccAd

When [Name] travels to or from school is he/she ...READ OUT...

NOTE: BUS DRIVERS DO NOT COUNT AS AN ACCOMPANYING ADULT

1. ...usually accompanied by an adult,
2. not usually accompanied by an adult,
3. or sometimes accompanied and sometimes not?
4. (part of way accompanied, part of way not)

IF child is accompanied to school by an adult (AccAd = 1)

NotAlw1

SHOW CARD 16

What are the reasons [Name] usually travels to and from school with an adult? CODE ALL THAT APPLY.

IF TOO YOUNG, PROBE: Why do you think he/she's too young?

1. Traffic danger
2. Child might get lost/doesn't know the way
3. Child might not arrive (on time)
4. Fear of assault/molestation by an adult
5. Fear of bullying by other children
6. School too far away
7. Convenient to accompany child
97. Other reason (specify)

IF there is another reason why child does not usually travel to and from school on their own (NotAlw1 = 97)

XnotAlw1

Please specify other reasons.

*ASK ODD YEARS ONLY (Module B).
IF Aged 5-13*

Roads

Is [Name] ever allowed to cross roads without being accompanied by an adult?

IF YES, PROBE: Is that always or sometimes?

NOTE: IF ONLY ALLOWED TO CROSS SOME ROADS, CODE 'SOMETIMES'

1. Yes, (almost) always
2. Yes, sometimes/depends
3. No, never

IF child is always or sometimes allowed to cross roads without being accompanied by an adult (Roads = 1 or 2)

MainRd

And is [Name] allowed to cross main roads or only minor roads?

1. Main roads
2. Only minor roads

VEHICLE GRID

BVehNum / QVEHNUM.INC

ASK ALWAYS

IchEmp

INTERVIEWER: ASK OR RECORD

May I just check is anyone in this household (are you) in paid employment?

NOTE: INCLUDE SELF-EMPLOYMENT

1. Yes (Someone in household working)
2. No-one in household working

NO DK, NO REFUSAL

IF a household member is in paid employment (IchEmp = 1)

CarPool

Some companies have a car-pool from which employees take a car when they need one. Does your household use cars from a company car-pool?

NOTE: AS A DRIVER

1. Yes
2. No

Helpscreen:

Company pool cars are cars which are taken from an employer run pool and not necessarily the same one is taken each day. They are not counted as household vehicles and are not routed through the rest of the questionnaire.

ASK ALWAYS

UseVcl

SHOW CARD 17

Do you, or any members of your household, at present own or have continuous use of any of the motor vehicles listed on this card?

Please choose your answer from this card.

INCLUDE COMPANY CARS (IF AVAILABLE FOR PRIVATE USE)
DO NOT INCLUDE COMPANY CAR-POOL CARS – THESE ARE CARS EMPLOYEES CAN ACCESS WHEN THEY NEED ONE BUT ARE NOT AVAILABLE FOR CONTINUOUS PRIVATE USE

PLEASE REMEMBER TO INCLUDE NOT JUST CARS BUT ALSO LIGHT VANS, MOTOR BIKES, SCOOTERS AND MOPEDS

1. Yes
2. No

ASK ALWAYS

BrokenV

And are there any other motor vehicles which are broken down or not in use but which your household may begin to use in the next month?

1. Yes
2. No

Helpscreen: We ask about broken down vehicles in case they come back into use during the survey period.

IF household has continuous use of motor vehicle OR there are broken vehicles which may be used in the next month (UseVcl= 1 OR BrokenV=1)

NoPlveh

How many vehicles does your household own or have continuous use of at present?

INTERVIEWER: INCLUDE ANY BROKEN DOWN VEHICLES WHICH MAY BE IN USE WITHIN THE NEXT MONTH BUT EXCLUDE COMPANY POOL CARS

: 0..10

NO DK, NO REFUSAL

IF pick up interview is being conducted (StatusQ=2)

NewVeh

When we completed the main interview together on [Date of Placement Interview], I asked you about any vehicles that your

household had regular use of:

(May I just check), have you acquired the use of any (other) vehicles since then but before the end of the travel diary week. i.e before [end of travel week]

INCLUDE COMPANY CARS (IF AVAILABLE FOR PRIVATE USE)
DO NOT INCLUDE COMPANY CAR-POOL CARS - THESE ARE CARS

EMPLOYEES CAN ACCESS WHEN THEY NEED ONE BUT ARE NOT AVAILABLE FOR CONTINUOUS PRIVATE USE

PLEASE REMEMBER TO INCLUDE NOT JUST CARS BUT ALSO LIGHT VANS, MOTOR BIKES, SCOOTERS AND MOPEDS

ENTER RESPONSE AND <ENTER>, THEN PRESS <END> TO GO TO THE NEXT

PICK-UP QUESTION. SEE HELP SCREEN <F9> FOR HOUSEHOLD VEHICLE DEFINITION...

1. Yes
2. No

Helpscreen:

INCLUDE HOUSEHOLD OWNED available for all or part of the Travel Week, EMPLOYER OWNED available for all or part of the Travel Week.

HIRED/BORROWED if household has FULL access for the WHOLE Travel Week

TEMPORARILY OUT OF ACTION. VAN/LORRY if used or private use of any kind

IF Household has acquired new vehicle since placement interview (NewVeh = 1)

NewNo

How many other vehicles have you acquired since [start of travel week]?
ENTER RESPONSE AND <ENTER>, THEN PRESS <END> TO GO TO NEXT PICK-UP QUESTION

:1..10

NO DK, NO REFUSAL

NumVeh

(computed variable) Number of vehicles. PRECODED. PRESS ENTER TO CONTINUE

BVehTab/ QTVEHTAB.INC

IF pick up interview and household has acquired new vehicle since main interview (StatusQ=2 AND NewVeh = 1)

WhenAcq

When did you acquire the use of your [first/second etc] additional vehicle?. Was it...READ OUT...

NOTE: Travel week was from [date] to [date].

1. ...before the start of the Travel Week,
2. during the Travel Week,
3. or, after the end of the Travel Week?

IF Household acquired new vehicle during the Travel Week or does not know when they acquired the vehicle in relation to the Travel Week (WhenAcq = 2 OR DK)

DateAcq

Can you tell me the date on which you acquired the vehicle?

FOR EACH HOUSEHOLD VEHICLE

Make

What is the make of vehicle number [1, 2, 3, etc].

E.G. FORD, VAUXHALL, RENAULT, PEUGEOT

FOR EACH HOUSEHOLD VEHICLE

Model

And the model? [1, 2, 3, etc].

E.G FIESTA, CLIO, MICRA, 106

IF the model is known (Model = Response)

ModSpec

Is there a model type or specification for this vehicle? If so enter it here. [Vehicle number].

E.G 1.6, XR2i, TURBO, ESTATE, CONVERTIBLE, 5 DOOR, 4x4

INTERVIEWER: If 'no' press <ENTER> to continue.

IT IS IMPORTANT THAT YOU COLLECT FULL DETAILS ABOUT THE VEHICLE AS YOU WILL NEED THIS INFORMATION FOR CODING LATER IN THE INTERVIEW

FOR EACH HOUSEHOLD VEHICLE

VehUse

CODE WHETHER the [Vehicle Make]
[Vehicle Model]

1. is in regular use,
2. may begin to be used in the next month,
3. ONLY ASK AT PICK UP: vehicle acquired since placement?

IF household has regular use of the motor vehicle (VehUse=1)

TypeVcl2

SHOW CARD 17

I would now like to ask about the [Vehicle Make] [Vehicle Model] [Model Specification]

vehicle. Can you tell me the type of vehicle this is from the list on this card.

INTERVIEWER: IF UNSURE WHETHER CAR OR VAN, VAN HAS NO SIDE WINDOWS BEHIND DRIVER

1. 4-wheel car (includes Multi Purpose Vehicles and people carriers)
2. 4-wheel drive passenger vehicle (eg Landrover, Jeep or similar)
3. 3-wheel car
4. Minibus, motor-caravan, dormobile etc
5. Light van (no side windows behind driver) (includes pick ups and car based vans)
6. Some other type of van or lorry
7. Motorcycle/scooter with sidecar
8. Motorcycle/scooter
9. Moped
10. Some other motor vehicle (specify)

IF household owns some other vehicle (TypeVcl2 = 10)

XOthType

INTERVIEWER: Record other type of motor vehicle

FOR EACH HOUSEHOLD VEHICLE

IF household vehicle is a car, minibus, motor-caravan, dormobile, or van (TypeVcl2=1, 2, 3, 4, or 5)

PrivVcl

Is the [Vehicle Make] [Vehicle Model]...

1. privately owned
2. or is it a company vehicle?

Helpscreen:

PRIVATELY OWNED includes vehicles:

- being bought on hire purchase
 - used continuously, i.e. for private as well as business purposes, by a self-employed respondent who owns the business and uses the vehicle as if owned, although the respondent may state that it is owned by the company
- A COMPANY car is any car for which someone in the household pays company vehicle tax. It includes:
- cars supplied by an employer, spouse's employer etc.

Company cars provided exclusively for company business, i.e. where no private usage is permitted, should be excluded (at the first question on vehicle ownership or continuous use). Cars purchased from an employer should be coded as privately owned.

FOR EACH HOUSEHOLD VEHICLE

HmnDriv

Who drives the most mileage in the [Vehicle Make] [Vehicle Model] (taken over the year as a whole)?

1. Person 1
2. Person 2
3. Person 3
4. Person 4
5. Person 5
6. Person 6
7. Person 7
8. Person 8
9. Person 9
10. Person 10

89. IF MAIN DRIVER NOT HOUSEHOLD MEMBER, ENTER 89

FOR EACH HOUSEHOLD VEHICLE

IF pick up interview (StatusQ=2)

StillGot

INTERVIEWER: CODE OR ASK:

Does the household still have the [Vehicle Make] [Vehicle Model]?

ENTER RESPONSE THEN <ENTER>, THEN PRESS <END> TO GO TO NEXT PICK-UP QUESTION

1. Yes
2. No

IF the household no longer has their vehicle at pick up ((StatusQ= 2 AND StillGot = 2)

WhenDis

Was the [Vehicle Make] [Vehicle Model] sold or disposed of...READ OUT...

NOTE: Travel Week was from [Date] to [Date]

1. ...before the start of the Travel Week,
2. during the Travel Week,
3. or, after the end of the Travel Week?

IF the household disposed of their vehicle during the Travel Week or does not know when it was disposed of (Whendis=2 OR DK)

DateDis

On what date did you sell or dispose of the [Vehicle Make] [Vehicle Model]?

ASK ALL HOUSEHOLDS

BlueBdg

Does anyone in this household have a blue badge that allows them to park in disabled parking spaces?

INTERVIEWER: This badge was formerly referred to as the orange badge.

1. Yes
2. No

If a household member has a blue badge (BlueBdg=1)

WhoBlue

Which household member or members hold a blue badge?

INTERVIEWER: Code the household member(s) whose disability qualifies them

for a blue badge.

CODE ALL THAT HOLD BADGES

1. Person 1
2. Person 2
3. Person 3
4. Person 4
5. Person 5
6. Person 6
7. Person 7
8. Person 8
9. Person 9
10. Person 10



Individual Questionnaire

The individual questionnaire was changed in 2009 to allow 5 people per session rather than 4.

BSession/Session.INC

Ask ALL

IndInt

I now want to ask some questions about travel patterns, including any problems you might have travelling.

1. Continue

BWhoInt / QTWhoInt.INC

RECORD ALWAYS

WhoInt

ENTER THE NUMBER OF THE PERSON YOU WANT TO INTERVIEW (OR RECORD AS NOT AVAILABLE) FROM THE LIST BELOW

1. Person 1
2. Person 2
3. Person 3
4. Person 4
5. Person 5
6. Person 6
7. Person 7
8. Person 8
9. Person 9
10. Person 10

NO DK, NO REFUSAL

RECORD ALWAYS

IndQn

CODE WHETHER FACE TO FACE INTERVIEW, PROXY INTERVIEW, OR PERSON NOT AVAILABLE.

INTERVIEWER: IN GENERAL, FOR CHILDREN UNDER ELEVEN, INTERVIEW AN ADULT AND CODE AS 'PROXY'

1. Face to face
2. Proxy
3. Not available

NO DK, NO REFUSAL

DISABILITIES THAT AFFECT TRAVEL

BDisab / QTDisab.INC

ASK OF EACH PERSON AGED 16 OR OVER IN TURN (DVAge >= 16)

ASK ALL

MobDiff

NAME

(First of all I want to ask some questions about any health problem or physical disability that affects travelling).

Do you have any disability or other long standing health problem that makes it difficult for you to do any of the following... READ OUT EACH IN TURN...

INTERVIEWER: INCLUDE PROBLEMS DUE TO OLD AGE.

CODE ALL THAT APPLY.

1. go out on foot?
2. use local buses?
3. get in or out of a car?
4. no difficulty with any of these (SPONTANEOUS)

IF does not have any mobility difficulties when using transport (MobDiff=4)

OthDis

And do you have any other disability of long standing health problem that limits your activities in any other way?

By 'long standing' I mean anything that has troubled you over a period of at least 12 months or that is likely to affect you over a period of at least 12 months.

1. Yes
2. No

IF respondent has health problem that makes it difficult for them to go out on foot (MobDiff = 1)

Footout

NAME

Do you go out on foot at all nowadays?

IF YES, PROBE: on your own or only with someone to assist you

1. Yes, on own
2. Yes, only with someone to assist
3. No

NO DK, NO REFUSAL

IF respondent does not go out on foot alone (Footout = 2 or 3)

GoOut

NAME

Is it impossible for you to go out alone on foot or could you manage it but with difficulty?

1. Impossible
2. Difficult

Ask on EVEN years only

If respondent is 16 or over and has difficulty going out on foot (If DVAge=>16 AND Mobdiff=1)

WhIAid

SHOW CARD 18

Do you use any of the things on this card to help you go out?

INTERVIEWER: A POWERED WHEELCHAIR IS SIMILAR IN DESIGN TO A MANUAL WHEELCHAIR EXCEPT IT IS POWERED.

1. Powered wheelchair
2. Manual wheelchair
3. Powered mobility scooter
4. Walking sticks
95. None of these
96. Other walking aid

Ask on EVEN years only. IF respondent has use of a wheelchair or mobility scooter (QwhIAid = 1, 2 or 3)

PowWhUse

SHOW CARD 19

How often do you go out in your wheel chair or on your mobility scooter?

1. 3 or more times a week,
2. Once or twice a week,
3. Less than that but more than twice a month,
4. Once or twice a month,
5. Less than that but more than twice a year,
6. Once or twice a year,
7. Less than that or never

IF respondent has health problem that makes it difficult for them to use local buses (MobDiff = 2)

DifBusY

NAME

How does your disability or health problem make it difficult for you to use local buses?

PROBE: How else?

CODE ALL THAT APPLY

1. Difficulty getting to and from the bus stop
2. Difficulty standing waiting at the bus stop
3. Difficulty identifying destination of bus
4. Difficulty getting on or off buses
5. Difficulty getting to and from the seat
6. Difficulty communicating with the driver/conductor

97. Other (please specify)

IF respondent's disability makes it difficult to use buses for other reason (DifBusY = 97)

XDifBusY

NAME

Please specify other answer.

IF respondent has health problem that makes it difficult for them to use local buses (MobDiff = 2)

BusOut

NAME

Can I check, do you use local buses at all nowadays?

1. Yes
2. No

IF respondent does not use local buses at all nowadays (BusOut = 2)

BusPrb95

NAME

CODE FIRST THAT APPLIES

Is it because of a disability or health problems or because the bus service is poor or for some other reasons?

1. Disability or health problem
2. Poor bus service
3. Other (specify)

IF respondent does not use local buses at all nowadays for other reasons (BusPrb95=3)

XBusPb95

NAME

INTERVIEWER: Record other reason

Ask on EVEN years only. IF respondent has disability/long standing health problem that makes it difficult to go out on foot, use a local bus or get in or out of a car (MobDiff = 1, 2 or 3)

SpecTr

NAME

SHOW CARD 20

As far as you know or have heard, are there any of these special transport services in your area for people who have difficulties in getting about?

CODE ALL THAT APPLY

1. Dial-a-ride service
2. Supermarket bus
3. Hospital car or service
4. Day centre car or service
5. Shared taxi scheme
6. Taxi voucher scheme
7. Postbus
8. Community owned minibus
97. Other special service (specify)
98. (Don't know type/name of service)
99. (Not aware of any of these services)

IF respondent has heard of other special transport service (SpecTr = 97)

XSpecTr

NAME

Please specify other answer.

Asked EVEN years only.

If respondent is aware of a special service (SpecTr is not 99)

SpecUs

NAME

SHOW CARD 20

Do you use any of these special transport services?

CODE ALL THAT APPLY

1. Dial-a-ride service
2. Supermarket bus
3. Hospital car or service
4. Day centre car or service
5. Shared taxi scheme
6. Taxi voucher scheme
7. Postbus
8. Community owned minibus
9. Use services but don't know type/name of services used

97. Other special service (please specify)
98. (None of these)

If uses another special service (if SpecUs=97)

XSpecUs

NAME

Please specify other answer.

TEXT SHOULD BE NO MORE THAN 60 CHARACTERS

METHODS OF TRANSPORT USED

BMethod / QMethod.INC

ASK ALL YEARS

IntroC

NAME

I would now like to ask you some questions about how often [you use /Name uses] various forms of transport.

1. Press 1 and <Enter> to continue.

ASK ALL YEARS

PrivCar

Name

SHOW CARD 19

How frequently [do you/ does name] travel by private car? Do not include taxi. PLEASE COUNT EACH SINGLE TRIP AS ONE JOURNEY AND EACH RETURN TRIP AS TWO.

NOTE: ONLY INCLUDE TRAVEL WITHIN GREAT BRITAIN, OVER THE LAST YEAR OR SO.

1. 3 or more times a week
2. Once or twice a week
3. Less than that but more than twice a month
4. Once or twice a month
5. Less than that but more than twice a year
6. Once or twice a year
7. Less than that or never

ASK ALL YEARS. IF ever use bus (Busout <>No)

Ordbus

NAME

SHOW CARD 21

How frequently do you use local buses?
PLEASE COUNT EACH SINGLE TRIP
AS ONE JOURNEY AND EACH
RETURN TRIP AS TWO.

NOTE: ONLY INCLUDE TRAVEL
WITHIN GREAT BRITAIN, OVER THE
LAST YEAR OR SO.

1. 3 or more times a week
2. Once or twice a week
3. Less than that but more than twice a month
4. Once or twice a month
5. Less than that but more than twice a year
6. Once or twice a year
7. Less than that or never

ASK ALL YEARS.

Coach

NAME

SHOW CARD 21

(How frequently do you/does name use)
an express bus or coach within Great
Britain?

PLEASE COUNT EACH SINGLE TRIP
AS ONE JOURNEY AND EACH
RETURN TRIP AS TWO.

NOTE: ONLY INCLUDE TRAVEL
WITHIN GREAT BRITAIN, OVER THE
LAST YEAR OR SO

1. 3 or more times a week
2. Once or twice a week
3. Less than that but more than twice a month
4. Once or twice a month
5. Less than that but more than twice a year
6. Once or twice a year
7. Less than that or never

ASK ALL YEARS.

Train

NAME

SHOW CARD 21

(How frequently do you/does name use)
a train, not including underground, tram
or light rail?

PLEASE COUNT EACH SINGLE TRIP
AS ONE JOURNEY AND EACH
RETURN TRIP AS TWO. NOTE: ONLY
INCLUDE TRAVEL WITHIN GREAT
BRITAIN,

OVER THE LAST YEAR OR SO.

1. 3 or more times a week
2. Once or twice a week
3. Less than that but more than twice a month
4. Once or twice a month
5. Less than that but more than twice a year
6. Once or twice a year
7. Less than that or never

ASK ALL YEARS.

TaxiCab

NAME

SHOW CARD 21

(How frequently do you/ does name use)
a taxi/minicab?

PLEASE COUNT EACH SINGLE TRIP
AS ONE JOURNEY AND EACH
RETURN TRIP AS TWO
NOTE: ONLY INCLUDE TRAVEL
WITHIN GREAT BRITAIN, OVER THE
LAST YEAR OR SO.

1. 3 or more times a week
2. Once or twice a week
3. Less than that but more than twice a month
4. Once or twice a month
5. Less than that but more than twice a year
6. Once or twice a year
7. Less than that or never

ASK ALL YEARS

Plane

NAME

SHOW CARD 21

(How frequently do you/does name take)
an **internal** air flight within Great Britain?

PLEASE COUNT EACH SINGLE TRIP
AS ONE JOURNEY AND EACH
RETURN TRIP AS TWO.

NOTE: ONLY INCLUDE TRAVEL
WITHIN GREAT BRITAIN, OVER THE
LAST YEAR OR SO.

1. 3 or more times a week
2. Once or twice a week
3. Less than that but more than twice a month
4. Once or twice a month
5. Less than that but more than twice a year

6. Once or twice a year
7. Less than that or never

ASK ALL YEARS (Modules A and B)
 IF age is 1 or over and respondent goes out on foot (DVAge >1 AND Footout is not 3)

Walk

NAME

SHOW CARD 21

How frequently do you walk anywhere for 20 minutes or more without stopping. Please count each single trip as one journey and each return trip as two?

INCLUDE ALL WALKS, WHETHER FOR PLEASURE OR WITH A PURPOSE. IF ROUND TRIP, COUNT AS ONE JOURNEY

NOTE: ONLY INCLUDE TRAVEL WITHIN GREAT BRITAIN, OVER THE LAST YEAR OR SO.

1. 3 or more times a week
2. Once or twice a week
3. Less than that but more than twice a month
4. Once or twice a month
5. Less than that but more than twice a year
6. Once or twice a year
7. Less than that or never

Helpscreen:

Children in pushchairs do not count as walking

CYCLING

BCycle / QTCycle.INC

ALL QUESTIONS ASKED OF EACH PERSON AGED 5 OR OVER IN TURN (DVAGE=>5)

ASK ALL

GenCycle

NAME

(The next few questions are about cycling.) Excluding exercise bikes, do you... READ OUT...

1. ...own a bicycle yourself,

2. have regular use of a bicycle owned by someone else,
3. or have no regular use of a bicycle?

IF respondent regularly uses bicycle owned by someone else (GenCycle = 2)

CycElse

NAME

Is that bicycle owned by someone in your household or someone outside the household?

1. Someone in the household
2. Someone outside the household

ASK ALL

Cycle12

NAME

(May I just check,) have you ridden a bicycle during the last 12 months, (that is since [this date last year])?

1. Yes
2. No
3. Don't know / Can't remember

Helpscreen:

This means independently riding a bicycle. Do not count riding on a child seat or bicycle attached to an adults

If has ridden bike in last year (Cycle12=1)

Bicycle

NAME

SHOW CARD 21

How frequently do you / does name use a bicycle?

PLEASE COUNT EACH SINGLE TRIP AS ONE JOURNEY AND EACH RETURN TRIP AS TWO

NOTE: ONLY INCLUDE TRAVEL WITHIN GREAT BRITAIN, OVER THE LAST YEAR OR SO.

1. 3 or more times a week
2. Once or twice a week
3. Less than that but more than twice a month
4. Once or twice a month
5. Less than that but more than twice a year
6. Once or twice a year

Helpscreen:

This means independently riding a bicycle. Do not count riding on a child seat or bicycle attached to an adult's

IF respondent has ridden bike in last 12 months (Cycle12 = 1)

CycRoute

NAME

SHOW CARD 22

When you cycled in the last 12 months, where did you usually cycle? Please choose an answer from this card.

1. ...mainly on the road,
2. mainly on pavements, cycle paths or cycle lanes that were not part of a road,
3. mainly off the road in parks, open country, or private land,
4. or on a variety of different surfaces?

CHILDREN AS FRONT/REAR PASSENGERS

BCarPas / QTCarPas.INC
Asked ODD years only. IF aged 0 – 15 (DVAge <=15)

CarPass

NAME

SHOW CARD 23

When you travel by car where do you usually sit?

1. Always in the front,
2. Usually in the front,
3. Always in the back,
4. Usually in the back,
5. No usual position,
6. Does not travel by car,
7. Don't know (Spontaneous Only)

NO DK

DRIVING LICENCE

BDrLic / QTDrLic.INC
ASKED OF EACH PERSON AGED 16 OR OVER IN TURN (DVage=>

16)

ASK ALL

DLFull

NAME

Do you hold a full driving licence valid in Great Britain to drive either a car, or a motorcycle, scooter or moped?

INCLUDE: DISQUALIFIED DRIVERS AND INTERNATIONAL PERMITS/OTHER LICENCES VALID IN THE UK.

1. Yes
2. No

If respondent has full driving licence (DLFull = 1)

DLTyp95

NAME

Is it for a car only, a motorcycle only or for both, or is it for a car with special adaptations?

THE CODES AFTER THE '/' APPLY TO LICENCES ISSUED AFTER JUNE 1990
INTERVIEWER: ASK RESPONDENT TO CHECK DRIVING LICENCE

1. Car (A or B) / (B)
2. Car (A or B) / (B) - (AUTOMATIC ONLY)
3. Both car and motorcycle (A&D)/(A&B)
4. Motorcycle (D) / (A)/P
5. Car with special adaptations (A restricted, B)
6. Moped (E) / (P)

IF driving licence is for both a car and motorcycle (DLTyp95 = 3)

CarMot95

NAME

May I just check, have you actually passed a test to drive a motorcycle of over 125CC?

1. Yes
2. No

IF respondent has licence for a car (DLTyp95 =1, 2, 3 OR 5)

Drive95

NAME

Do you drive... READ OUT ...

CODE AUTOMATIC CAR AS AN
ORDINARY CAR

CODE ALL THAT APPLY

1. ...an ordinary car (without special adaptations for people with disabilities),
2. ...a car with special adaptations for people with disabilities,
3. ...or some other kind of vehicle?
4. (no longer drive)

Helpscreen:

Adaptations for babies / young children don't count unless they are for a specific disability.

IF respondent drives some other kind of vehicle (Drive95 = 3)

XOthVeh

NAME

INTERVIEWER: DESCRIBE THIS
OTHER TYPE OF VEHICLE

IF (respondent uses cars from a company car-pool OR owns or has continuous use of a vehicle OR household may begin to use broken down vehicle in the next month) AND (respondent drives a car or other vehicle (Carpool = 1 OR UseVcl=1 OR BrokenV=1) AND (Drive95=1, 2 or 3)

VehUsu

NAME

READ OUT IF MORE THAN ONE
VEHICLE

(May I check) which is the car/(vehicle)
you usually drive?

INTERVIEWER: ENTER VEHICLE
NUMBER OR CODE 89 IF INFORMANT
USUALLY DRIVES A NON-
HOUSEHOLD CAR

1. Vehicle 1
2. Vehicle 2
3. Vehicle 3
4. Vehicle 4
5. Vehicle 5
6. Vehicle 6
7. Vehicle 7
8. Vehicle 8
9. Vehicle 9
10. Vehicle 9
11. Vehicle 10

89. Usually drives non household vehicle

If respondent has a licence for a car, automatic car, car and motorcycle, or car with adaptations AND no longer drives (DLType95=1, 2, 3 or 5 OR Carmot95=Response AND Drive95=4)

NoDrivN

NAME

Why do you not drive at the moment?

CODE ALL THAT APPLY

1. Family or friends can drive me when necessary
2. Other forms of transport available
3. Cost of insurance
4. Cost of buying a car
5. Other general motoring costs
6. Environmental reasons
7. Safety concerns / Nervous about driving
8. Physical difficulties/disabilities/health problems
9. Too old
10. No access to a car
11. Banned
12. Not interested in driving / don't like driving
13. Busy/congested roads
96. Other

If respondent does not drive for some other reason (NoDrivN = 96)

XNodriv

NAME

INTERVIEWER: EXPLAIN WHY
INFORMANT NO LONGER DRIVES.

IF respondent does not hold a full driving licence or only has a motorcycle or moped licence, and is older than 59 ((DLFull = 2 OR DLTyp95 = 4 OR DLTyp95 = 6) AND (DVAge > 59))

EvDLic95

NAME

Have you ever held a full driving licence valid in Great Britain to drive a car?

1. Yes
2. No

If respondent does not hold a full driving licence or only has a moped or

motorcycle licence and is older than 59 and respondent did once have a licence (DLFull=2 OrR DLTyp95=6) AND (DVAge>59) AND (EvDLic95=1)

NoLicN

NAME

Why do you/does name no longer hold a licence?

CODE ALL THAT APPLY

1. Family or friends can drive me when necessary
2. Other forms of transport available
3. Cost of insurance
4. Cost of buying a car
5. Other general motoring costs
6. Safety concerns/Nervous about driving
7. Physical difficulties/disabilities/health problems
8. Too old
9. No access to a car
10. Banned
11. Not interested in driving/don't like driving
12. Licence expired
13. Other (specify)

If other reason for no longer holding a licence (NoLicN = 13)

XNoLicN

NAME

INTERVIEWER: EXPLAIN WHY INFORMANT NO LONGER HOLDS A LICENCE.

If respondent once held a full driving licence to drive a car or respondent no longer drives (EvDLic95 = 1 OR Drive95 = 4)

LastDr95

NAME

How old were you when you last drove?

If respondent has full driving licence for car, motorcycle, scooter, or moped (DLFull = 1)

DLAge

NAME

How old were you when you FIRST obtained a full licence?

: 12..99

If respondent does not have a full driving licence for a car, motorcycle, scooter or moped and respondent has never held a full driving licence for a car (DLFull = 2 AND EvDLic95 = 2)

DLProv

NAME

Do you hold a provisional driving licence for a car, motorcycle, scooter or moped?

1. Yes
2. No

If respondent has a provisional licence for a car, motorcycle, scooter or moped (DLProv = 1)

ProTyp95

NAME

Is it for a car only, a car and motorcycle, a car with special adaptations or something else?

CODE FIRST THAT APPLIES

1. Car only
2. Car and motorcycle
3. Car with special adaptations
5. Motorcycle, scooter or moped only
4. Something else (SPECIFY)

If provisional licence is for some other vehicle (ProTyp95 = 5)

XProTp95

NAME

INTERVIEWER: Record other answer

If the respondent has a provisional licence for a car, automatic car or car with adaptations (ProTyp95=1,2,3)

PDrivSt

Are you currently learning to drive?

1. Yes
2. No

If respondent is 17 or over and doesn't have a provisional licence OR is not currently learning to drive (DVAge>=17 AND (DLProv=2 or PDrivSt=2))

ResNDN

NAME

SHOW CARD 24

We are interested to know why some people do not drive. Please look at this card which shows reasons for not driving and tell me which apply to you/name?

CODE ALL THAT APPLY

1. Family or friends can drive me when necessary
2. Other forms of transport available
3. Cost of learning to drive
4. Cost of insurance
5. Cost of buying a car
6. Other general motoring costs
7. Environmental reasons
8. Safety concerns/Nervous about driving
9. Physical difficulties/disabilities/health problems
10. Too old
11. Too busy to learn
12. Put off by theory/practical driving test
13. Not interested in driving
14. Busy/congested roads
15. Driving without a licence (Spontaneous only)
96. Other

If other reason why they do not drive (ResNDN=97)

XResNDN

Interviewer, please record other reason(s)

If more than one answer why they do not drive (ResNDN = more than one response)

ResNDNM

NAME

SHOW CARD 24

And, which one of these would you say was your/his/her main reason for not holding a driving licence?

CODE ONE ONLY

1. Family or friends can drive me when necessary
2. Other forms of transport available
3. Cost of learning to drive
4. Cost of insurance
5. Cost of buying a car
6. Other general motoring costs
7. Environmental reasons
8. Safety concerns/Nervous about driving
9. Physical difficulties/disabilities/health problems
10. Too old
11. Too busy to learn

12. Put off by theory/practical driving test
13. Not interested in driving
14. Busy/congested roads
15. Driving without a licence (Spontaneous only)
96. Other

If other main reason why they do not drive (ResNDNM=96)

XResNDNM

INTERVIEWER, please record which other reason is the main reason. If there was only one other reason you can enter 'see prev' rather than typing the full reason again.

DrivLik

NAME

Are you likely to learn to drive?

INTERVIEWER: If Yes PROBE for time scale.

Code first that applies

1. within the next year
2. within the next five years
3. within the next 10 years
4. in more than ten years time
5. never

EDUCATION, PAID WORK AND JOURNEY PLANNING

BILO / QTILO.INC

ASKED OF EACH PERSON AGED 16 OR OVER IN TURN (DVage=>16)

ASK ALL

EdAttn1

I would now like to ask you a few questions about your education and employment.

Do you have any educational qualifications for which you received a certificate?

1. Yes
2. No

Helpscreen:

If the respondent is unsure, then educational qualifications are usually obtained at school, college or university.

Respondent need not have the certificate in their possession NOW - just must have received one once.

IF does not have any educational qualifications (EdAttn1 = 2)

EdAttn2

Do you have any professional, vocational or other work-related qualifications for which you received a certificate?

1. Yes
2. No

Helpscreen:

Respondent need not have the certificate in their possession NOW - just must have received one once.

IF has a qualification (EdAttn1 = 1 OR EdAttn2 = 1)

EdAttn3

NAME

Was your highest qualification....

1. at degree level or above
2. or another kind of qualification?

Helpscreen:

Do not attempt to give any guidance, or express any opinion of your own about any of the terms used. If respondents say they are unsure what counts as a 'certificate' or 'degree-level' (or any other term), reassure them that we would like them to make their own best judgement of how to answer.

ASK ALL

Wrking

NAME

Did you do any paid work in the 7 days ending Sunday the [date of last Sunday], either as an employee or as self-employed?

1. Yes
2. No

Helpscreen:

Take respondent's definition, but it must be PAID work. PAID WORK means ANY work FOR PAY OR PROFIT done in the reference week, including Saturday jobs, casual work (eg baby-sitting, running a mail order club, etc.) children with a

paper round etc, even though they may still be at school, work by 'retired'.

Include self-employed people if they work in their own business, professional practice, or farm for the purpose of earning a profit.

Exclude nurses in training under Project 2000 and other student nurses.

IF respondent did not do any paid work and aged less than 65 (Wrking = 2 and DVAge<65)

SchemeET

NAME

Were you on a government scheme for employment training?

1. Yes
2. No

IF respondent was not on a government training scheme OR not working and aged more than 62 if female or more than 64 if male (SchemeET = 2 or (Wrking=2 and DVAge>=63/65))

JbAway

NAME

Did you have a job or business that you were away from?

1. Yes
2. No
3. Waiting to take up a new job/business already obtained

Helpscreen:

Only code YES if there is definitely a job to return to.

Take the respondent's definition of whether they are in paid work or not. If they are unsure:

a job exists if there is a definite arrangement between an employer and an employee for work on a regular basis, whether work is full or part time.

Long term absence from work, except career breaks: if total absence exceeds 6 months, a person has a job only if full or partial pay has been received during

absence and they expect to return to same employer.

Career breaks - as above except pay not necessary.

Seasonal workers 'between seasons' (ie not currently working) should be coded 2. (Note, the odd week of sick leave during the working season should be treated the same as in other work, and coded 1.

Casual workers - code No even if expect to work for employer again in future.

IF respondent was not away from a job or business OR was waiting to take up a new job (JbAway = 2 OR 3)

OwnBus

NAME

Did you do any unpaid work in that week for any business that you own?

1. Yes
2. No

Helpscreen:

The people we expect to answer Yes here are those whose work contributes directly to a business, farm, or professional practise that they own, but who receive no pay or profits. EXCLUDE unpaid voluntary work done for charity etc.

IF not doing any unpaid work for own business (OwnBus = 2)

RelBus

NAME

...or that a relative owns?....

1. Yes
2. No

Helpscreen:

The people we expect to answer Yes here are those whose work contributes directly to a business, farm, or professional practise OWNED BY A RELATIVE, but who receive no pay or profits (e.g. a wife doing her husband's accounts or helping with family business).

EXCLUDE unpaid voluntary work done for charity etc.

IF respondent is not away from job and did not do unpaid work for own business or one that a relative owns (JbAway=2 and RelBus = 2)

Looked

NAME

Thinking of the 4 weeks ending Sunday the [Date of last Sunday], were you looking for any kind of paid work or government training scheme at any time in those 4 weeks?

1. Yes
2. No
3. Waiting to take up a new job or business already obtained

Helpscreen:

'Looked for paid work' may cover a wide range of activities and you should NOT try to interpret the phrase for the respondent.

Looking in the paper for vacancies is an active form of search.

Looking for work on government scheme requires an approach to the agency.

IF respondent was looking for a job or waiting to take up a new job or business already obtained (Looked=1 or 3, OR JbAway= 3)

HowLong

SHOW CARD 25

NAME

How long have you been looking/were you looking for paid work/a place on a government scheme

1. Not yet started
2. Less than 1 month
3. 1 month or more, less than 3 months
4. 3 months or more, less than 6 months
5. 6 months or more, less than 12 months
6. 12 Months or more

IF respondent was looking for a job or waiting to take up a new job already obtained (Looked=1, or 3 OR JbAway= 3)

StartJ

NAME

If a job or a place on a government scheme had been available in the week ending Sunday the [date of last Sunday], would you have been able to start within 2 weeks?

1. Yes
2. No

If respondent was not looking for paid work or did not have a job that they were away from (Looked = 2 OR StartJ = 2)

YlnAct

NAME

What was the main reason you (did not seek any work in the last 4 weeks/would not be able to start in the next 2 weeks?)

1. Student
2. Looking after the family/home
3. Temporarily sick or injured
4. Long-term sick or disabled
5. Retired from paid work
6. Other reasons

Helpscreen:

There is no predetermined definition of any of the categories at this question; you should accept the respondent's answer.

Do not prompt the categories. If, exceptionally, an answer covers more than one coding category, ask which is the main reason and code that one only.

Computed variable

DVILO3a

DV for ILO in employment - 3 categories

1. InEmp (employed)
2. Unemp (unemployed)
3. EclnAct (economically inactive)

Computed variable

DVILO4a

DV for ILO in employment - 4 categories

1. InEmpXuf
2. UFW
3. Unemp
4. EclnAct

BEDUC / QTEduc.INC

ASKED OF EACH PERSON, IN TURN, WHO ARE AGED 16 OR OVER, AND ARE WORKING OR ON A TRAINING SCHEME OR AWAY FROM A JOB OR WAITING TO TAKE UP A JOB OR LOOKED FOR WORK IN LAST 4 WEEKS OR ARE NOT LOOKING FOR WORK BECAUSE THEY ARE A STUDENT (DVAGE=>16 AND (WRKING=1 OR SCHEMEET=1 OR JBAWAY=1 OR 3 OR LOOKED=1 OR YINACT=1))

EducN

NAME

Is name / are you at present attending a school or college, either full time or part time?

1. Yes - full time
2. Yes - part time
3. No

TRANSPORT RELATED BARRIERS TO WORK

BTrEmp / QTTrEmp.INC

If respondent is aged 16-70 (DVAge16-70)

PrbJobN

NAME

In the past 12 months have you/has name turned down a job or decided not to apply for a job you were interested in due to problems with transport?

1. Yes - turned down a job
2. Yes - decided not to apply for a job
3. No

If turned down job or decided not to apply for a job because of transport problems (PrbJobN = 1 or 2)

PrbTyp1

NAME

What sort of problems with transport were these?

CODE ALL THAT APPLY

1. Too far
2. Car not available
3. Don't have a current driving licence/can't drive

4. Cost of petrol
5. Lack of parking facilities
6. Cost of parking
7. Traffic congestion/roadworks
8. Inadequate public transport
9. Cost of using public transport
10. Personal physical difficulties/disability
11. Personal safety concerns
97. Other (specify)

IF respondent had other problem with transport (PrbTyp1=97)

XPrbTyp1

NAME

Please specify other answer.

LAST PAID JOB

BLastJb / QTLastJb.INC

ASKED OF ALL IN TURN, IF THEY ARE 16 OR OVER AND UNEMPLOYED OR ECONOMICALLY INACTIVE (DVAGE =>16 AND DVIL03a = 2 OR 3)

ASK ALL

Everwk

NAME

Have you ever had a paid job, apart from casual or holiday work?

1. Yes
2. No

IF has had a paid job (Everwk = 1)

DtJbL

NAME

When did you leave your last PAID job?

FOR DAY NOT GIVEN.....ENTER 15

FOR DAY

FOR MONTH NOT GIVEN....ENTER 6

FOR MONTH

THIS QUESTION DOES NOT INCLUDE CASUAL OR HOLIDAY WORK

Helpscreen:

If day and month are not volunteered readily, only probe as follows:

day....if in last 12 months

month....if in last 24 months.

MAIN JOB DETAILS

BMainJb / QTMainJb.INC

ASKED OF ALL IN TURN, IF THEY ARE 16 OR OVER AND EMPLOYED OR HAVE EVER HAD A PAID JOB (DVAge >= 16 AND (DVIL03a = 1 OR EVERWK=1))

ASK ALL

IndD

NAME

CURRENT OR LAST JOB

What did/(does) the firm/organisation you work(ed) for mainly make or do (at the place where you work(ed))?

DESCRIBE FULLY - PROBE MANUFACTURING or PROCESSING or DISTRIBUTING ETC. AND MAIN GOODS PRODUCED, MATERIALS USED, WHOLESALE or RETAIL ETC.

ASK ALL

OccT

NAME

JOB TITLE CURRENT OR LAST JOB

What was/(is) your (main) job (in the week ending Sunday the [date of last Sunday])?

Helpscreen:

REFERENCE PERIOD: MAIN job in reference week or last job if ever worked.

DEFINITION OF MAIN JOB:

respondents with more than one job should decide themselves which is their main job. Only if they are unable to do so should the LFS criterion be applied: the job which was the largest number of hours.

ASK ALL

OccD

NAME

CURRENT OR LAST JOB

What did/(do) you mainly do in your job?

CHECK SPECIAL
QUALIFICATIONS/TRAINING NEEDED
TO DO THE JOB

ASK ALL

Stat
NAME

Were/(Are) you working as an employee
or were/(are) you self-employed?

1. Employee
2. Self-employed

Helpscreen:

The division between employees and
self-employed is based on
RESPONDENTS' OWN ASSESSMENT
of their employment status in their main
job.

Freelancers can be employed or self-
employed. If respondent cannot decide
which they are, ask if they are invoicing
another company for work carried out
and are responsible for their own tax and
NI. If so, then they are self-employed.

*IF respondent is/was an employee (Stat
= 1)*

SVise
NAME

In your job, do/(did) you have formal
responsibility for supervising the work of
other employees?

DO NOT INCLUDE PEOPLE WHO
ONLY SUPERVISE:

- children, e.g. teachers, nannies,
childminders
- animals
- security or buildings, e.g. caretakers,
security guards

1. Yes
2. No

*IF respondent did supervise other
employees (SVise = 1)*

SViseDesc
NAME

Please describe the type of responsibility
you have/(had) for supervising the work
of other employees.

INTERVIEWER: PROBE FOR WHO
AND WHAT IS BEING SUPERVISED

*IF respondent is/was an employee (Stat
= 1)*

EmpNo
NAME

How many people work(ed) for your
employer at the place where you
work(ed)?

Were there...READ OUT

1. ...1 to 24,
2. 25 to 499,
3. or 500 or more employees?

Helpscreen:

We are interested in the size of the local
unit of the establishment at which the
respondent works but we only want the
number of employees working for the
same employer as the respondent.
Thus at sites shared by several
organisations we would not include all
employees - just those working for the
respondent's employer. The 'local unit' is
considered to be the geographical
location where their job is mainly carried
out. Normally this will consist of a single
building, part of a building, or at the
largest a self-contained group of
buildings.

It is the total number of employees at the
respondent's workplace that we are
interested in, not just the
number employed within the particular
section or department in which he/she
works.

If a respondent works from a central
depot or office (e.g. a service engineer)
base, then the answer is the number of
people who work at or from the central
location. Note that many people who
work 'from home' have a base office or
depot that they communicate with. It may
even be true of some people who work
'at home' (e.g. telecommuter who retains
a desk or some minimal presence in an
office). If in doubt, accept the
respondent's view of whether or not there
is a wider establishment outside the
home that they belong to for work
purposes.

For self-employed people who are subcontracted for any significant (respondent's definition) length of time to work in a particular place (e.g. building site), that is their place of work.

IF respondent was/is self employed (Stat = 2)

Solo

NAME

Were/(are) you working on your own or did/(do) you have employees?

ASK OR RECORD

1. on own/with partner(s) but no employees
2. with employees

Helpscreen:

The following should not be counted as employees. They should be excluded from the total number of employees at SENO:

-Any relative who is a member of the informant's household.

-Any partners in a partnership (as they would also be self employed)

For self-employed people who are subcontracted for any significant (respondent's definition) length of time to work in a particular place (e.g building site) that is their place of work.

If the informant is unable to decide whether they employ anyone or not then code 1 ('on own/with partner(s) but no employees") should take priority.

IF respondent works/has worked with employees (Solo = 2)

SENo

NAME

How many people did/(do) you employ at the place where you work(ed)?

Were/(Are) there ... READ OUT ...

1. ...1 to 24,
2. or, 25 or more?

Helpscreen:

We are interested in the size of the 'local unit of the establishment' at which the respondent works in terms of total

number of employees. The 'local unit' is considered to be the geographical location where their job is mainly carried out. Normally this will consist of a single building, part of a building, or at the largest a self-contained group of buildings.

It is the total number of employees at the respondent's workplace that we are interested in, not just the number employed within the particular section or department in which he/she works.

The following should not be counted as employees. They should be excluded from the total number of employees at SENO:

-Any relative who is a member of the informant's household.

-Any partners in a partnership (as they would also be self employed)

For self-employed people who are subcontracted for any significant (respondent's definition) length of time to work in a particular place (e.g building site) that is their place of work.

ASK ALL

FtPtWk

NAME

In your (main) job were/(are) you working... READ OUT ...

1. ...full time,
2. or part time?

Helpscreen:

We are interested in SELF-ASSESSMENT - let the RESPONDENT decide whether the job is full-time or part-time.

INCOME

Blncme / QTIncme.INC

ASKED OF ALL IN TURN, IF THEY ARE 16 OR OVER (DvAge >= 16)

ASK ALL

Incme

NAME

SHOW CARD 26

This card shows a number of possible sources of income. Can you tell me whether you personally receive income from any of these? I do not need to know which.

PRESS <F9> FOR SOURCES OF INCOME SHOWN ON CARD L
CODE 1 IF INFORMANT RECEIVES INCOME FROM ANY OF THESE SOURCES
CODE 2 IF INFORMANT STATES THAT THEY HAVE NO SOURCE OF INCOME.
1. Income received
2. No source of income

Helpscreen:

We ask about income because it has a strong influence on people's travel patterns - e.g. how far they travel and by what methods. Knowing about the travel patterns of people on different incomes helps the Department for Transport to meet the needs of people on low incomes, for example, by ensuring that enough buses are available in the areas where they live.

This question is designed to remind the respondent of all possible sources of income which are to be included in the next questions. You do not need to enter these sources - simply code 1 if they have any of the sources of income on the card (shown below) or 2 if they have no source of income.

SHOW CARD 26.

Earned Income/ Salary
Income from self employment
Pension (state, private or from former employer)
Child Benefit
Disabled Person's Tax Credit (formerly Disability Working Allowance)
Disability Living Allowance
Other state benefits or allowances e.g.
- Working Families Tax Credit
- Jobseeker's Allowance
- Income Support

- Housing Benefit
- Council Tax Benefit
- Incapacity Benefit (formerly NI Sickness/Invalidity Benefit)
- Maternity Allowance/Statutory Maternity Pay
- Attendance Allowance
- Invalid Care Allowance
- Severe Disablement Allowance
- Widow/Widowers'/Bereavement Benefits
Interest from savings, building society, investments etc.
Other regular allowances (e.g. maintenance from former partner, annuity, student grant etc)
Other sources.

If respondent received income (Incme = 1)

IncGrp

NAME

SHOW CARD 27 (SEE APPENDIX K)

Which of the letters on this card represents your own gross income from all sources mentioned?

By gross income, I mean income from all sources before deductions for income tax, National Insurance etc. Please just tell me the letter.

INTEVIEWER - PLEASE TYPE IN THE LETTER

Helpscreen:

Income from shares / dividends are included.

We ask about income because it has a strong influence on people's travel patterns - e.g. how far they travel and by what methods. Knowing about the travel patterns of people on different incomes helps the Department for Transport to meet the needs of people on low incomes, for example, by ensuring that enough buses are available in the areas where they live

If respondent is the Household Reference Person AND the number of adults in the household is greater than 1 (QTHComp.NumAdult > 1)

HIncGrp

NAME

SHOW CARD 27 (SEE APPENDIX K)
INTERVIEWER: IF YOU ALREADY KNOW THAT THIS IS A ONE PERSON HOUSEHOLD, YOU CAN ENTER THE SAME ANSWER GIVEN AT THE PREVIOUS QUESTION [Letter entered at IncGrp]

And now think of the income of the household as a whole. Which of the letters on this card represents the gross income of the WHOLE household?

INTERVIEWER - PLEASE TYPE IN THE LETTER

Helpscreen:

Income from shares / dividends are included.

We ask about income because it has a strong influence on people's travel patterns - e.g. how far they travel and by what methods. Knowing about the travel patterns of people on different incomes helps the Department for Transport to meet the needs of people on low incomes, for example, by ensuring that enough buses are available in the areas where they live.

LOCATION OF WORK

BWorkPI / QTWorkPI.INC

ASKED OF ALL IN TURN, IF THEY ARE 16 OR OVER AND EMPLOYED (DVAge >= 16 AND DVIL03a = 1)

ASK ALL

WkPlace

NAME

[Thinking about your/his/her main job]
When you go to work do you... READ OUT

1. ...go to the same place every time,
2. go to the same place on at least 2 days running each week,
3. go to different places,
4. or work at home or in the same building or grounds as your home.

Helpscreen:

Informants can only have one usual place of work. This will be a place they visit on at least 2 consecutive days per week for at least 4 consecutive weeks. If the respondent has two work places he/she visits regularly (2 consecutive days per week or more, etc), then the one visited **most frequently** is treated as the usual place of work. If both are visited with the same frequency the one **furthest away from home** is the usual place of work.

IF respondent goes to the same workplace each time or at least 2 days a week (WkPlace = 1 or 2)

WkRef

NAME

Where do you go to work?

ADD IF NECESSARY: Can you tell me the town or area?

INTERVIEWER: TYPE IN FIRST FEW LETTERS OF PLACE NAME TO ENTER CODING FRAME. IF THE PLACE IS NOT LISTED, TYPE XXX AND CODE AS 9999997 (NOT LISTED/DON'T KNOW)

ON EXITING CODING FRAME PRESS ENTER TO MOVE TO NEXT QUESTION.

Computed variable

WkUrbCd

City Centre code for urban areas

IF respondent works in a town (WkUrbCd = 1..22 OR WkUrbCd = 24..48)

WkTown

NAME

Is it within [X minutes walk of X]?

1. Within
2. Not within

See Appendix L for "Where do you work" lookup table.

IF respondent works in an urban area (WkUrbCd = 50, 89 AND UrbRural = 1..14, 89)

WkOthUrb

NAME

Is it within 5 mins walk of the main shopping/business centre?

1. Within
2. Not within

IF respondent goes to the same workplace each time or at least 2 days a week (WkPlace = 1 or 2)

WkAdd1

NAME

What is the address of your usual place of work?

INTERVIEWER: obtain as full an address as possible, including postcode if respondent

Can supply this. If the respondent is unsure of exact address/ postcode, please record the Name of their employer/office and as much of the address as they can provide.

Use <ctrl + R> if respondent does not wish to provide the address.

Enter first line of the address.

INTERVIEWER: The journey to work is the most frequently travelled journey for many

People. This information will allow the exact distance of this journey to be calculated.

If first line of work address entered (WkAdd1 = Response)

WkAdd2

NAME

Address of usual place of work.

INTERVIEWER: Enter next line of the address

Or press <Enter> key if no more.
DO NOT ENTER POSTCODE HERE.

If second line of work address entered (WkAdd2 = Response)

WkAdd3

NAME

Address of usual place of work.

INTERVIEWER: enter **next line of the address**

Or press <enter> key if no more.
DO NOT ENTER POSTCODE HERE.

If third line of work address entered (WkAdd3 = Response)

WkAdd4

NAME

Address of usual place of work.

INTERVIEWER: enter **next line of the address**

Or press <enter> key if no more.
DO NOT ENTER POSTCODE HERE.

If first line of work address entered (WkAdd1 = Response)

WkPC

NAME

What is the postcode of your usual place of work?

INTERVIEWER: Use <CTRL + K> if does not know.

If work postcode given (WkPC = Response)

WkKnow

INTERVIEWER: Record whether the respondent knew their work place address, including full postcode, or whether they had to look it up.

1. Knew work place address including post code,
2. Looked it up,
3. Did not provide full postcode/Other

TRAVEL TO WORK

BWkMeth / QTWkMeth.INC

ASKED OF ALL IN TURN, IF THEY ARE 16 OR OVER AND WORK AT SAME PLACE EVERY TIME, AT LEAST 2 DAYS A WEEK OR GOES TO DIFFERENT PLACES (DVAge>=16 AND (WkPlace = 1, 2 or 3))

ASK ALL

WkTrav

NAME

How do you usually travel to work?
THIS QUESTION APPLIES FOR THE MAIN JOB, THAT IS THE JOB IN

WHICH RESPONDENT USUALLY WORKS THE MOST HOURS. CODE ONE ONLY, FOR THE LONGEST PART, BY DISTANCE, OF THE RESPONDENT'S USUAL JOURNEY TO WORK.

1. Underground, metro, light rail, tram
2. Train
3. Bus, minibus or coach
4. Motorcycle, scooter or moped
5. Car or van
6. Taxi/minicab
7. Bicycle
8. On foot
97. Other (specify)

Helpscreen:

Only Use 'other' code at WkTrav if none of the following apply:

Code 1 (tube) for Tyne & Wear Metro, Greater Manchester Metrolink, Glasgow Underground, Croydon Tramlink, West Midlands Metro, Sheffield Supertram, and Docklands Light Railway.

Code 3 (bus) for coaches, works bus, contract buses and minibuses.

Code 5 (car) for works vans, firms car, and transit vans.

Leave following as 'other': lorry, plane, works abroad.

If the respondent has two work places he/she visits regularly (2 consecutive days per week or more, etc), then the one visited **most frequently** is treated as the usual place of work. If both are visited with the same frequency the one **furthest away from home** is the usual place of work.

If respondent travels to work some other way (WkTrav = 97)

XWkTrav

NAME

INTERVIEWER: Please record how informant usually travels to work.

Remember to recode WkTrav 1 to 8 where possible.

If respondent now says they work and live in the same premises then please go back and amend WkPlace

Helpscreen:

Only Use 'other' code at WkTrav if none of the following apply:

Code 1 (tube) for Tyne & Wear Metro, Greater Manchester Metrolink, Glasgow Underground, Croydon Tramlink, West Midlands Metro, Sheffield Supertram, and Docklands Light Railway.

Code 3 (bus) for coaches, works bus, contract buses and minibuses.

Code 5 (car) for works vans, firms car, and transit vans.

Leave following as 'other': lorry, plane, works abroad

Ask ODD years only. If travels to work by motorcycle, scooter or moped, car or van or taxi/minicab (WkTrav = 3,4 OR 5)

WkRoad

NAME

SHOW CARD 28

And on your journey to work, which of these types of road do you travel on?

INTERVIEWER NOTE: We are interested in all road types used, not just the ones covering the greatest distance. CODE ALL THAT APPLY.

1. Motorway
2. Dual carriageway
3. Other major roads (other A roads)
4. Local road in a city or town (including B roads)
5. Local road outside a city or town (including B roads)
6. Other (please specify)

Ask ODD years only. If travels to work on other type of road (WkRoad=6)

XWkRoad

NAME

INTERVIEWER: Please record details of other type of road used"

Ask ODD years only. If respondent normally travels to work by car or van (WkTrav = 5)

WkDrive

NAME

When travelling to work are you...READ OUT

1. ...usually the driver,
2. usually the passenger
3. or sometimes driver and sometimes passenger

Ask ODD years only. If usually travels to work by car (WkTrav=5)

WkLift

NAME

SHOW CARD 29

When travelling to work, how often, if at all do you give a lift to or receive a lift from a work colleague?

INTERVIEWER NOTE: PLEASE **DO NOT** INCLUDE GIVING PEOPLE LIFTS PART OF THE WAY (E.G. PICKING UP FROM BUS STOP).

1. 3 or more times a week
2. Once or twice a week
3. Less than that but more than twice a month
4. Once or twice a month
5. Less than that but more than twice a year
6. Once or twice a year
7. Less than that or never

Ask ODD years only. If respondent drives to work (WkDrive = 1 OR 3)

ParkWrk

NAME

SHOW CARD 30

Where do you usually park your [car/van] when you drive to work?

1. on the street
2. on a driveway
3. in a garage
4. in a park-and-ride car park
5. in another public car park
6. in a firm/work car park
7. in another private car park
8. (DOES NOT USUALLY PARK AT/NEAR WORKPLACE)

WORKING AT HOME

BWkHome / QTWkHome.INC

ASKED OF ALL IN TURN, IF THEY ARE 16 OR OVER AND IN EMPLOYMENT (DVage=>16 AND

DVIL03a=1)

ASK ALL

Ofthome

NAME

SHOW CARD 29

How often, if at all, do you/does name work from home instead of going to your (usual) place of work?

INTERVIEWER: WE ARE INTERESTED IN WHETHER THE RESPONDENT IS WORKING AT HOME INSTEAD OF GOING TO THEIR (USUAL) PLACE OF WORK. DO NOT INCLUDE IF ADDITIONAL TO NORMAL WORKING HOURS

(E.G. ADDITIONAL WORK AT HOME IN EVENINGS OR WEEKEND), AND DO NOT INCLUDE SELF-EMPLOYED PEOPLE (E.G. PLUMBERS) DOING ADMINISTRATIVE PAPERWORK. DO NOT INCLUDE PEOPLE WHO WORK AT HOME FOR PART OF THE DAY AND GO TO THEIR (USUAL) PLACE OF WORK FOR PART.

1. 3 or more times a week
2. Once or twice a week
3. Less than that but more than twice a month
4. Once or twice a month
5. Less than that but more than twice a year
6. Once or twice a year
7. Less than that or never

If works at home once or twice a month, or more often (Ofthome=1, 2, 3, or 4)

HomedayN

NAME

On which days of the week do you usually work from home or does it vary?

CODE ALL THAT APPLY

1. Monday
2. Tuesday
3. Wednesday
4. Thursday
5. Friday
6. Saturday
7. Sunday

If works at home less than one or twice a year (Ofthome=7)

PossHmN

NAME

Can I check, in your (main) job, would it be possible to do any of your/his/her kind of work at home instead of travelling to work?

IF IN THEORY POSSIBLE BUT EMPLOYER DOES NOT ALLOW CODE 'YES'.

IF IN THEORY POSSIBLE IF HAD NECESSARY EQUIPMENT (E.G. LAPTOP, SEWING MACHINE), CODE YES.

IF YES: Is that all of your work, most of your work or just some of your work?

1. Yes - could do all of your/his/her work from home
2. Yes - could do most of your/his/her work from home
3. Yes - could do some of your/his/her work from home
4. No - could not do any of your/his/her work from home

If works at home at least once or twice a year (Ofthome=1-6)

WkMuch

How much of your/his/her kind of work could you/he/she do from home instead of travelling to work?

Could you/he/she do...READ OUT... CONSIDER WHAT WOULD IN THEORY BE POSSIBLE IF HAD NECESSARY EQUIPMENT (E.G. LAPTOP, SEWING MACHINE)

AND EMPLOYER ALLOWED HOME WORKING

1. ...all of Your/his/her work,
2. ...most of Your/his/her work,
3. ...or some of Your/his/her work from home

IF respondent doesn't work from home but could or does work from home but not always (Ofthome =1-6 or PosshOm=1-3)

YNotWkHN

NAME

Why do you not work at home (more often) in your present (main) job?

CODE ALL THAT APPLY

1. Work at home as much as I can given nature of work

2. Do not have a computer/modem/fax/telephone at home
3. Do not have other necessary equipment at home
4. Employer / manager does not allow it
5. Employer/manager does not encourage it
6. Just prefer not to
7. No space to work at home
8. Children at home
9. Need to meet with colleagues
10. Like contact with colleagues at place of work
11. Need to meet with customers
97. Other reason (Please specify)

If other reason for not working at home (YNotWkHN=97)

XYNotWkHN

NAME

Please specify other reasons.

TEXT SHOULD BE NO MORE THAN 60 CHARACTERS

If works at home at least once or twice a year or works at home for part of day at least once or twice a year (OfTHome =1-6)

WkTech

NAME

SHOW CARD 31

When you works at home, do you/does name usually use any of these for work purposes?

IF YES, PROBE: Which do you/does name use?

1. Telephone or mobile phone
2. PC, laptop or PDA
3. Printer
4. Internet- broadband access
5. Internet - dial up access
6. Remote access to your employers/office network
7. Fax,
8. No - none of these

EASE/DIFFICULTY OF TRAVELLING TO WORK

BWkDiff / QTWkDiff.INC

ASKED OF ALL IN TURN, IF THEY ARE 16 OR OVER AND WORK AT SAME PLACE EVERY TIME, AT LEAST 2 DAYS A WEEK OR GOES TO DIFFERENT PLACES (DVAge>=16 AND (WkPlace = 1, 2 or 3))

If respondent travels to work by car or motorbike (WkTrav = 4 OR 5)

CarW
NAME

I'm now going to ask a few questions about how easy or difficult you find it to travel to work, and why.

Do you usually experience any difficulties with travelling to or from work by [car/van] / [motorcycle/scooter/moped]? IF YES, PROBE: What difficulties?

CODE ALL THAT APPLY

1. No no difficulties
2. Too far
3. Car not available
4. Don't have a current driving licence/can't drive
5. Cost of petrol
6. Lack of parking facilities
7. Cost of parking
8. Traffic congestion/roadworks
9. Inadequate public transport
10. Cost of using public transport
11. Personal physical difficulties/disability
12. Personal safety concerns
97. Other (specify)

IF respondent experiences some other difficulty (CarW = 97)

XCarW

NAME

specify other answer.

If respondent has more than one difficulty (CarW > 1)

CarWM

NAME

And which **one** of these things creates most difficulty?

CODE ONE ONLY

1. No no difficulties
2. Too far

3. Car not available
4. Don't have a current driving licence/can't drive
5. Cost of petrol
6. Lack of parking facilities
7. Cost of parking
8. Traffic congestion/roadworks
9. Inadequate public transport
10. Cost of using public transport
11. Personal physical difficulties/disability
12. Personal safety concerns
97. Other (specify)

If respondent has some other difficulty (CarWM = 97)

XCarWM

NAME

Please specify other answer.

If respondent goes to work by car, van, motorbike, scooter, or moped (WkPlace=1, 2, or 3 AND WkTrav= 4 or 5)

CarsEas

SHOW CARD 32

Suppose for some reason you could no longer use a car/van/motorbike/scooter/moped for travelling to or from work. How easy or difficult would it be to make this journey some other way? Please take your answer from this card.

INTERVIEWER NOTE: THE QUESTION REFERS TO ANY PRIVATE MOTOR VEHICLE. IT IS AIMING TO FIND OUT HOW EASY IT WOULD BE FOR THE RESPONDENT TO USE OTHER FORMS OF TRANSPORT. IF THE RESPONDENT SAYS THAT IT WOULD BE IMPOSSIBLE CODE 'VERY DIFFICULT.

1. Very easy
2. Fairly easy
3. Neither easy nor difficult
4. Quite difficult
5. Very difficult

If respondent goes to work by car, van, motorbike, scooter, or moped (WkPlace=1, 2, or 3 AND WkTrav= 4 or 5)

Worknew

How would you travel to work instead?

CODE ALL THAT APPLY

1. Go by taxi/minicab
2. Go by public transport
3. Go on foot
4. Go on bicycle
97. Other
5. Could not do in any other way (spontaneous only)

If would travel in another way (Worknew=97)

XWorkNew

NAME

Please specify other answer.

TEXT SHOULD BE NO MORE THAN 60 CHARACTERS

IF respondent does not travel to work in a private car or motorbike (WkTrav = 1, 2, 5, 6, 7, 8, 97)

OthW

NAME

(I'm now going to ask a few questions about how easy or difficult you find it to travel to work, and why.)

Do you usually experience any difficulties with travelling to or from work

by[underground/metro/light rail/tram] / [train] / [bus/minibus/coach] / [taxi/minicab] / [bicycle] / [foot]?

IF YES, PROBE: What difficulties?

CODE ALL THAT APPLY

1. No, no difficulties
2. Too far/long journey
3. Journey not possible by public transport
4. Unreliable public transport
5. Cost of using public transport/taxis
6. Poor information about public transport services
7. Poor connections
8. Finds public transport unpleasant
9. Personal disability
10. Concerns over personal safety
11. Traffic congestion/roadworks
12. Lack of/no cycle lanes
13. The weather
97. Other (specify)

IF respondent experiences some other difficulty (OthW = Other)

XOthW

NAME

Please specify other answer.

If respondent has more than one difficulty (OthW > 1)

OthWM

NAME

And which **one** of these things creates most difficulty?

CODE ONE ONLY

1. No, no difficulties
2. Too far/long journey
3. Journey not possible by public transport
4. Unreliable public transport
5. Cost of using public transport/taxis
6. Poor information about public transport services
7. Poor connections
8. Finds public transport unpleasant
9. Personal disability
10. Concerns over personal safety
11. Traffic congestion/roadworks
12. Lack of/no cycle lanes
13. The weather
97. Other (specify)

IF respondent has some other difficulty (CarWM = Other)

XOthWM

NAME

Please specify other answer.

SHOPPING

BShDiff / QTShDiff.INC

ALL QUESTIONS ASKED OF MAIN FOOD SHOPPER (FROM DVSHOP)

FdShp

NAME

SHOW CARD 33

Now some questions about shopping. How do you usually do your main food shopping?

INTERVIEWER NOTE: IF THE RESPONDENT VISITS A SUPERMARKET TO CHOOSE AND BUY FOOD AND THEN ARRANGES FOR IT TO BE DELIVERED, CODE AS 1 (GO TO SHOPS/MARKET IN PERSON).

1. Go to shops/market in person
2. Someone else goes to shops for me (e.g friend, relative, carer)
3. Order online for home delivery
4. Order by phone for home delivery
5. Order by post for home delivery
96. Other

FdDel

NAME

SHOW CARD 34

And how often (if at all) do you have food or drink delivered to the home that you have ordered by phone, post or the internet?

EXCLUDE MILK AND TAKE AWAY MEALS

1. 3 or more times a week
2. Once or twice a week
3. Less than that but more than twice a month
4. Once or twice a month
5. Less than that but more than twice a year
6. Once or twice a year
7. Less than that or never

FdFreq

SHOW CARD 34

And how often nowadays do you / does name go to a shop to buy food or drink for the home?

Do not include going to buy lunch or a takeaway.

1. 3 or more times a week
2. Once or twice a week
3. Less than that but more than twice a month
4. Once or twice a month
5. Less than that but more than twice a year
6. Once or twice a year
7. Less than that or never

If does food shopping in person (Fdshp=1)

TravSh

NAME

How do you usually travel when you do your main food shopping?

CODE ONE ONLY, FOR THE LONGEST PART, BY DISTANCE, OF THE RESPONDENT'S USUAL JOURNEY TO THE SHOPS.

IF DIFFERENT METHOD TO GET TO SHOPS AND RETURN HOME, CODE METHOD TO GET HOME IF NO USUAL METHOD, ASK ABOUT THE LAST TIME

1. Underground, metro, light rail, tram
2. Train
3. Bus, minibus or coach
4. Motorcycle, scooter or moped
5. Car or van
6. Taxi/minicab
7. Bicycle
8. On foot
9. Does shopping online/shopping delivered
97. Other (please specify)

If other mode of travelling to do shopping (TravSh=97)

XTravSh

NAME

Please specify other answer

TEXT SHOULD BE NO MORE THAN 60 CHARACTERS

If usual mode is home delivery (FdShp = 3, 4, or 5)

DelStrt

SHOW CARD 35

Can I just check how long ago did you start having your main food shop delivered to your home?

INTERVIEWER NOTE: THIS QUESTION REFERS TO THE VERY FIRST TIME THE RESPONDENT HAD FOOD DELIVERED, EVEN IF THERE HAS BEEN A BREAK FROM HOME DELIVERY SINCE.

1. Less than 3 months ago
2. 3 months or more but less than 6 months ago

3. 6 months or more but less than 1 year ago
4. 1 year or more but less than 2 years ago
5. 2 years or more but less than 3 years ago
6. 3 years ago or longer

IF respondent usually does the food shopping in a car or motorbike (TravSh=4 OR 5)

CarS

NAME

Do you usually experience any difficulties with travelling by [car/van] / [motorcycle/scooter/moped] when you do your main food shopping?

IF Yes, PROBE: What difficulties?

CODE ALL THAT APPLY

1. No, no difficulties
2. Too far/ long journey
3. Cost of petrol
4. Lack of parking facilities
5. Cost of parking
6. Personal disability
7. Difficulty carrying shopping to car
8. Concerns over personal safety
9. Traffic congestion/roadworks
10. Rely on non-household member taking them shopping
11. The weather
97. Other (please specify)

IF respondent experiences other difficulty with travelling to or from food shopping (CarS = 97)

XCarS

NAME

Please specify other answer.

IF respondent experiences more than one difficulty (CarS more than 1 response)

CarSM

NAME

And which **one** of these things creates most difficulty?

CODE ONE ONLY

1. No, no difficulties
2. Too far/ long journey
3. Cost of petrol
4. Lack of parking facilities

5. Cost of parking
6. Personal disability
7. Difficulty carrying shopping to car
8. Concerns over personal safety
9. Traffic congestion/roadworks
10. Rely on non-household member taking them shopping
11. The weather
97. Other (please specify)

IF respondent experiences some other difficulty (CarSM = 97)

XCarSM

NAME

Please specify other answer.

If usual method of doing shopping is car, van, motorbike, moped or scooter (TravSh=3, or 4)

ShpEas

NAME

SHOW CARD 36

Suppose for some reason you could no longer use a

[car/van/motorbike/scooter/moped] for the main food shopping, how easy or difficult do you think it would be to make this journey some other way?

Please take your answer from this card.

INTERVIEWER NOTE: IF THE RESPONDENT SAYS THAT IT WOULD BE IMPOSSIBLE CODE 'VERY DIFFICULT'.

1. Very easy
2. Fairly easy
3. Neither easy nor difficult
4. Quite difficult
5. Very difficult

If usual method of doing shopping is car, van, motorbike, moped or scooter (TravSh=4 or 5)

ShpTroN

SHOWCARD 37

And how would you do the main food shopping if you could not go by [car/van/motorbike/scooter/moped]

1. Ask someone else to do it for me
2. Use another form of transport
3. Get a home delivery

4. Not do a main shop but use the local shops more regularly instead

If would use another form of transport (ShpTroN=2)

ShpTrans

SHOW CARD 38

And which form of transport would you use?

CODE ALL THAT APPLY

1. Taxi/minicab
2. Underground, metro, light rail, tram
3. Bus, minibus or coach
4. Train
5. On foot
6. Bicycle
97. Other (please specify)

If other form of transport would be used (ShpTrans=97)

XShpTran

NAME

Please specify other answer.

TEXT SHOULD BE NO MORE THAN 60 CHARACTERS

IF respondent does not usually do the food shopping in a private vehicle or online (TravSh = 1, 2, 3, 6, 7, 8 OR 97)

OthS

NAME

Do you usually experience any difficulties with travelling by

[underground/metro/light rail/tram] / [train] / [bus/minibus/coach] / [taxi/minicab] / [bicycle] / [foot] when you do your main food shopping?

IF Yes, PROBE: What difficulties?

CODE ALL THAT APPLY

1. No, no difficulties
2. Too far/long journey
3. Journey not possible by public transport
4. Unreliable public transport
5. Cost of using public transport/taxis
6. Poor information about public transport services
7. Poor connections
8. Finds public transport unpleasant
9. Personal disability
10. Concerns over personal safety

11. Traffic congestion/roadworks
12. Difficulties carrying the shopping
13. Difficulties managing with children
14. The weather
97. Other (specify)

IF respondent experiences some other difficulties when travelling for main food shopping (OthS = 97)

XOthS

NAME

Please specify other answer.

IF there is more than one reason which creates difficulty when travelling for the main food shopping (OthS more than 1 response)

OthSM

NAME

And which **one** of these things creates most difficulty?

CODE ONE ONLY

1. No, no difficulties
2. Too far/long journey
3. Journey not possible by public transport
4. Unreliable public transport
5. Cost of using public transport/taxis
6. Poor information about public transport services
7. Poor connections
8. Finds public transport unpleasant
9. Personal disability
10. Concerns over personal safety
11. Traffic congestion/roadworks
12. Difficulties carrying the shopping
13. Difficulties managing with children
14. The weather
97. Other (specify)

IF there is some other reason which creates difficulty (OthSM = 97)

XOthSM

NAME

Please specify other answer.

TRANSPORT DIFFICULTIES

BDemTr / QTDemTr.INC

ASKED EVEN YEARS ONLY OF ALL IN TURN, IF THEY ARE 16 OR OVER (DVAge>=16)

Ask all – even years only

OthdifN

NAME

SHOW CARD 39

(Apart from anything you have already mentioned) do you / does [name] have any transport difficulties for any of these types of journey?

CODE ALL THAT APPLY

1. Travelling to the doctors surgery
2. Travelling to hospital
3. Visiting friends/relatives at their home
4. Travelling to other social activities, including taking children
5. Taking the children to school
6. Travelling to school/college/university
7. Travelling for any other reason (specify)
8. No difficulties with any of these

Ask Even years only. IF respondent has transport difficulties for some other journey purpose (OthDif = 7)

XOthDif

NAME

PLEASE SPECIFY OTHER REASON FOR TRAVELLING.

Ask Even years only. IF respondent has transport difficulties travelling to the doctors/hospital (OthDif = 1)

YDiff1

NAME

What difficulties do you experience when travelling to the doctors surgery?

CODE ALL THAT APPLY

1. Too far/long journey
2. Journey not possible by public transport
3. Unreliable public transport
4. Cost of using public transport/taxis
5. Poor information about public transport services
6. Poor connections
7. Finds public transport unpleasant

8. Don't have current driving licence/can't drive
9. Cost of petrol
10. Lack of parking facilities
11. Cost of parking
12. Personal disability
13. Concerns over personal safety
14. Traffic congestion/roadworks
97. Other (SPECIFY)

Ask Even years only. IF respondent has other transport difficulties with travelling to the doctors/hospital (YDiff1 = 97)

XYDiff1

NAME

PLEASE SPECIFY OTHER ANSWER.

Ask Even years only. If respondent has difficulties travelling to the hospital (OthDifN=2)

YDiffH

What difficulties do you have when travelling to hospital?

CODE ALL THAT APPLY

1. Too far/long journey
2. Journey not possible by public transport
3. Unreliable public transport
4. Cost of using public transport/taxis
5. Poor information about public transport services
6. Poor connections
7. Finds public transport unpleasant
8. Don't have current driving licence/can't drive
9. Cost of petrol
10. Lack of parking facilities
11. Cost of parking
12. Personal disability
13. Concerns over personal safety
14. Traffic congestion/roadworks
97. Other (SPECIFY)

Ask Even years only. If respondent has difficulties travelling to the hospital for other reasons (YDiffH=97)

XYDiffH

NAME

PLEASE SPECIFY OTHER ANSWER

Ask Even years only. IF respondent has transport difficulties when visiting

friends/relatives at their home (OthDifN =3)

YDiff2

NAME

What difficulties do you experience when visiting friends/relatives at their home?

CODE ALL THAT APPLY

1. Too far/long journey
2. Journey not possible by public transport
3. Unreliable public transport
4. Cost of using public transport/taxis
5. Poor information about public transport services
6. Poor connections
7. Finds public transport unpleasant
8. Don't have current driving licence/can't drive
9. Cost of petrol
10. Lack of parking facilities
11. Cost of parking
12. Personal disability
13. Concerns over personal safety
14. Traffic congestion/roadworks
97. Other (SPECIFY)

Ask Even years only. IF respondent has other transport difficulties when visiting friends/relatives at their home (YDiff2 = 97)

XYDiff2

NAME

PLEASE SPECIFY OTHER ANSWER. TEXT SHOULD BE NO MORE THAN 60 CHARACTERS

Ask Even years only. IF respondent has transport difficulties when travelling to other social activities (OthDifN = 4)

YDiff3

NAME

What difficulties do you experience when travelling to other social activities?

CODE ALL THAT APPLY

1. Too far/long journey
2. Journey not possible by public transport
3. Unreliable public transport
4. Cost of using public transport/taxis
5. Poor information about public transport services
6. Poor connections

7. Finds public transport unpleasant
8. Don't have current driving licence/can't drive
9. Cost of petrol
10. Lack of parking facilities
11. Cost of parking
12. Personal disability
13. Concerns over personal safety
14. Traffic congestion/roadworks
97. Other (SPECIFY)

Ask Even years only. IF respondent has other transport difficulties when travelling to other social activities (YDiff3 = 97)

XYDiff3

NAME

PLEASE SPECIFY OTHER ANSWER.

Ask Even years only. IF respondent has transport difficulties when when taking the children to school/social activities etc (OthDifN = 5)

YDiff4

NAME

What difficulties do you experience when taking the children to school?

CODE ALL THAT APPLY

1. Too far/long journey
2. Journey not possible by public transport
3. Unreliable public transport
4. Cost of using public transport/taxis
5. Poor information about public transport services
6. Poor connections
7. Finds public transport unpleasant
8. Don't have current driving licence/can't drive
9. Cost of petrol
10. Lack of parking facilities
11. Cost of parking
12. Personal disability
13. Concerns over personal safety
14. Traffic congestion/roadworks
97. Other (SPECIFY)

Ask Even years only. IF respondent has other transport difficulties when taking the children to school (YDiff4 = 97)

XYDiff4

NAME

PLEASE SPECIFY OTHER ANSWER.

Ask Even years only. IF respondent has transport difficulties when travelling to school/college/university (OthDifN = 6)

YDiff5

NAME

What difficulties do you experience when travelling to school/college/university?

CODE ALL THAT APPLY

1. Too far/long journey
2. Journey not possible by public transport
3. Unreliable public transport
4. Cost of using public transport/taxis
5. Poor information about public transport services
6. Poor connections
7. Finds public transport unpleasant
8. Don't have current driving licence/can't drive
9. Cost of petrol
10. Lack of parking facilities
11. Cost of parking
12. Personal disability
13. Concerns over personal safety
14. Traffic congestion/roadworks
97. Other (SPECIFY)

Ask Even years only. IF respondent has other transport difficulties when travelling to school/college/university (YDiff5 = 97)

XYDiff5

NAME

PLEASE SPECIFY OTHER ANSWER.

Ask Even years only. IF respondent has transport difficulties when travelling for some other journey purpose (OthDifN = 7)

YDiff6

NAME

What difficulties do you experience when travelling: [other journey purpose]?

CODE ALL THAT APPLY

1. Too far/long journey
2. Journey not possible by public transport
3. Unreliable public transport
4. Cost of using public transport/taxis
5. Poor information about public transport services
6. Poor connections

7. Finds public transport unpleasant
8. Don't have current driving licence/can't drive
9. Cost of petrol
10. Lack of parking facilities
11. Cost of parking
12. Personal disability
13. Concerns over personal safety
14. Traffic congestion/roadworks
97. Other (SPECIFY)

Ask Even years only. IF respondent has other transport difficulties when travelling for some other journey purpose (YDiff6 = 97)

XYDiff6

NAME

PLEASE SPECIFY OTHER ANSWER.

ROAD ACCIDENTS INVOLVING ADULTS

BAccid / QAccid.INC

ASKED OF ALL IN TURN, IF THEY ARE 16 OR OVER (DVAge>=16)

ASK ALL

AccInt

NAME

INTERVIEWER: THE NEXT QUESTIONS CONCERN ROAD ACCIDENTS. **PLEASE BE AWARE THIS MAY BE A SENSITIVE TOPIC FOR SOME RESPONDENTS.**

ASK ALL

Accident

NAME

In the last 3 years, that is since [Date], have you been in any type of road accident, no matter how minor?

Please include any accidents in which you were involved as a pedestrian, driver, passenger, cyclist or motorcyclist, even if no other party were involved.

Only include incidents that happened on a public road, including pavements and cycle lanes on the public road.

1. Yes
2. No

*If respondent has been in accident
(Accident=1)*

Acc3Yr

NAME

And how many times have you been involved in a road accident, no matter how minor, in the last 3 years?

INTERVIEWER: IF THE RESPONDENT DOESN'T KNOW HOW MANY TIMES PRESS <Ctrl K>

:1..97

If respondent has been in accident and answered question about number of accidents in past 3 years (Accident=1 AND Acc3Yr=RESPONSE, DK)

Acc12Mn

NAME

And how many times have you been involved in a road accident within the last 12 months, that is since [Date]?

INTERVIEWER: IF THE RESPONDENT DOESN'T KNOW HOW MANY TIMES PRESS <Ctrl K>

: 0..97

*If respondent has been in accident
(Accident=1)*

Injury3

NAME

Thinking again about the last 3 years, that is since [Date], have you been in a road accident on a public road in which you were injured in some way?

Please include incidents where you were in a vehicle, on a bicycle or motorbike, or a pedestrian, even if no other party was involved.

INTERVIEWER ONLY INCLUDE INCIDENTS WHERE THE RESPONDENT WAS DIRECTLY INVOLVED - DO NOT INCLUDE INCIDENTS WHERE THE RESPONDENT WAS ONLY A WITNESS.

INCIDENTS WHILE RIDING A HORSE SHOULD BE INCLUDED, EVEN IF NO OTHER PARTY WAS INVOLVED.

INCIDENTS THAT DID NOT HAPPEN ON A PUBLIC ROAD (E.G. ON PRIVATE ROADS, IN PUBLIC PARKS, IN CAR PARKS, IN PETROL STATIONS) SHOULD NOT BE

INCLUDED. INCIDENTS THAT OCCURRED OUTSIDE GB SHOULD NOT BE INCLUDED.

1. Yes
2. No

*If respondent has been injured in accident in the last 3 years AND has been in an accident in last 12 months
(Injury3=1)*

Acc3Inj

NAME

How many times have you been involved in a road accident in which you were injured in the last 3 years?

INTERVIEWER: IF THE RESPONDENT DOESN'T KNOW HOW MANY TIMES PRESS <Ctrl K>

:1..97

If respondent has been injured in more an accident in the last 3 years or does not know how many accidents they have been injured in the last 3 years, or has been injured n the last 3 years and has been in an accident in the last 12 months ((Acc3Inj > 0) OR (Acc3Inj = DK)) AND ((Injury3 = YES) AND (Acc12Mn > 0))

Acc12Inj

NAME

And how many times, if any, have you been involved in a road accident in which you were injured in the last 12 months, that is since [Date]?

INTERVIEWER: IF THE RESPONDENT DOESN'T KNOW HOW MANY TIMES PRESS <Ctrl K>

:0..97

If respondent has been in accident and being interviewed in person (Accident=1 AND IndQn=1)

AccInt2

NAME

I would now like to ask you some details about the (most recent) incident in which you were injured / accident you were involved in.

If respondent has been in accident and being interviewed in person (Accident=1 AND IndQn=1)

Incident

NAME

Can I just check, at the time of the incident, were you... READ OUT...

1.a car occupant,
2. a cyclist,
3. a motor cyclist,
4. a pedestrian,
5. or on/in another vehicle (including van)?

If respondent has been injured in accident and being interviewed in person (Injury3=1 and IndQn=1)

Injury

NAME

SHOW CARD 40

What type of injuries did you have? You can choose as many as apply.

1. Minor bruising or minor cuts
2. Severe cuts
3. Sprains
4. Whiplash
5. Fracture/broken bones
6. Concussion
7. Internal injuries
8. Burns
9. Crushing
10. Slight shock
11. Severe shock (required hospital treatment)
97. Other (Please specify)

If respondent sustained an other injury (Injury = 97)

Xinjury

NAME

INTERVIEWER: PLEASE RECORD OTHER INJURY.

If respondent has been injured in accident and being interviewed in person (Injury3=1 and IndQn=1)

Medical

NAME

SHOW CARD 41

Can I just check, as a result of your injuries, did you receive any medical attention at any time following the accident? You can choose as many as apply.

1. No - no medical attention received
2. Yes - first aid at roadside

3. Yes - at GP surgery
4. Yes - at a minor injuries/accidents unit
5. Yes - at Accident and Emergency
6. Yes - as an inpatient in hospital (at least one night spent on a hospital ward)
97. Yes - other (Please specify)

If other medical treatment received (Medical = 97)

XMedical

NAME

INTERVIEWER: PLEASE RECORD OTHER TYPE OF MEDICAL ATTENTION RECEIVED.

If respondent has been in accident and being interviewed in person (Accident=1 AND IndQn = 1)

OthVeh

NAME

SHOW CARD 42

Can I just check, (apart from the vehicle you were travelling in,) were any (other) vehicles or pedestrians also involved in the incident?

INTERVIEWER: IF THE ACCIDENT INVOLVED MULTIPLE CARS CODE AS 'YES, A CAR'

CODE ALL THAT APPLY

1. No, no other vehicles/pedestrians were involved
2. Yes, a car
3. Yes, a bicycle
4. Yes, a motor cycle
5. Yes, a pedestrian
97. Yes, another type of vehicle

If respondent has been in accident and being interviewed in person (Accident=1 AND IndQn = 1)

Police

NAME

SHOW CARD 43

Did the police attend the scene of the accident?

1. Yes - they attended because I called them
2. Yes - they attended as a result of someone else calling them

3. Yes - they were there when it happened/they drove past just after the accident occurred
4. No

If police did not attend accident (Police=4 OR DK)

Report
NAME

Was the accident reported to the police at some point after the accident?

1. Yes - I reported the accident
2. Yes - someone else reported the accident
3. No

ROAD ACCIDENTS INVOLVING CHILDREN

BChildAcc / QChAcc.Inc

If there are household members under 16 to be asked of parent/step-parent/foster-parent.

ASK ALL

ChildAcc1
NAME

We are also interested in knowing whether any of the younger people and children in the household have been involved in any accidents.

INTERVIEWER: THIS MAY BE A SENSITIVE TOPIC FOR SOME PARENTS. IF THE RESPONDENT SEEMS DISTRESSED, PLEASE SKIP THIS SECTION.

PLEASE CONTINUE EVEN IF YOU KNOW THAT NO ONE HAD BEEN INVOLVED IN AN ACCIDENT

1. Continue
2. Respondent distressed - Skip section

If don't skip section (ChildAcc1=1)

ChildAcc2
NAME

Thinking about [Name 1st child], {Name 2nd child etc} In the last 3 years, that is since [Date] , Has He/She/Any been in any type of road accident, no matter how minor?

Please include any accidents in which they were involved as a pedestrian, driver, passenger, cyclist or motorcyclist, even if no other party was involved.

Only include incidents that happened on a public road, including pavements and cycle lanes on the public road.

1. Yes
2. No

If a child has been involved in an accident in th last 3 years (ChildAcc2=1)

ChildWh1
NAME

Please can you tell me which child or children.

CODE ALL THAT APPLY

1. Child 1 name
2. Child 2 name
3. Child 3 name
4. Child 4 name
5. Child 5 name
6. Child 6 name
7. Child 7 name
8. Child 8 name
9. Child 9 name
10. Child 10 name

BSubAcc / QChAcc.Inc

Asked for each child in an accident (ChildWh1=Response)

CAcc3Yr
NAME

And how many times has [CHILD'S NAME] been involved in a road accident, no matter how minor, in the last 3 years?

INTERVIEWER: IF THE RESPONDENT DOESN'T KNOW HOW MANY TIMES PRESS <Ctrl K>

Asked for each child in an accident (ChildWh1=Response)

CAcc12Mn
NAME

And how many times has [CHILD'S NAME] been involved in a road accident within the last 12 months, that is since [DATE]?

INTERVIEWER: IF THE RESPONDENT DOESN'T KNOW HOW MANY TIMES PRESS <Ctrl K>

*Asked for each child in an accident
(ChildWh1=Response)*

CInjury3

NAME

Thinking again about the last 3 years, that is since [DATE], has [CHILD'S NAME] been in a road accident on a public road in which he/she was injured in some way?

Please include incidents where they were in a vehicle, on a bicycle or motorbike, or a pedestrian, even if no other party was involved.

INTERVIEWER ONLY INCLUDE INCIDENTS WHERE THE RESPONDENT WAS DIRECTLY INVOLVED - DO NOT INCLUDE INCIDENTS WHERE THE PERSON WAS ONLY A WITNESS. INCIDENTS WHILE RIDING A HORSE SHOULD BE INCLUDED, EVEN IF NO OTHER PARTY WAS INVOLVED. INCIDENTS THAT DID NOT HAPPEN ON A PUBLIC ROAD (E.G. ON PRIVATE ROADS, IN PUBLIC PARKS, IN CAR PARKS, IN PETROL STATIONS) SHOULD NOT BE INCLUDED. INCIDENTS THAT OCCURRED OUTSIDE GB SHOULD NOT BE INCLUDED.

1. Yes
2. No

*Asked for each child in an accident
(ChildWh1=Response)*

CAcc3Inj

NAME

How many times has [CHILD'S NAME] been involved in a road accident in which he/she was injured in the last 3 years?

INTERVIEWER: IF THE RESPONDENT DOESN'T KNOW HOW MANY TIMES PRESS <Ctrl K>

*Asked of each child in injured in an accident in the last 3 years AND involved in an accident in the last 12 months
(CAcc12Mn>0 AND CInjury3=1)*

CAcc12Inj

NAME

And how many times, if any, has [CHILD'S NAME] been involved in a road accident in which he/she was injured in the last 12 months, that is since [DATE]?

INTERVIEWER: IF THE RESPONDENT DOESN'T KNOW HOW MANY TIMES PRESS <Ctrl K>

SPECIAL TICKETS/PASSES

BNoTick / QNOTICK.INC

IF age is greater than 4 (DVAge > 4)

ASK ALL

StckT

NAME

SHOW CARD 44

(Thank you. I would now like to ask you some questions about other issues related to travel.)

Do you have any of these special tickets or passes, valid for a week or longer?

INTERVIEWER: EXCLUDE ONE DAY TRAVELCARDS, CARNETS AND OYSTER CARDS (LONDON AREA) WHICH ARE SOLELY PAY-AS-YOU GO. BLUE/ORANGE DISBALED BADGES ARE NOT INCLUDED. ASK TO SEE TICKET/PASS.

1. Yes
2. No

*IF respondent does have special ticket
(StckT = 1)*

SeeTick

NAME

INTERVIEWER: Ask Respondent to get ticket/pass if possible.

1. Ticket/Pass seen
2. Ticket/Pass NOT seen

*IF respondent does have special ticket
(StckT = 1)*

NoTckt

NAME

How many of these do you have?

: 1..3

NO DON'T KNOW, NO REFUSAL

BTicket / QTICKET.INC

ASKED OF EACH IN TURN, IF
THEY HAVE A SPECIAL TICKET
(StckT=1)

ASK ALL

TckT

NAME

TO RECORD DETAILS OF
FIRST/SECOND/THIRD TICKET.
PRESS <ENTER> AND CONTINUE

ASK ALL

SpecTk

NAME

TICKET NUMBER: [Number]
TYPE OF SPECIAL TICKET/PASS
INTERVIEWER: CODE TYPE OF
TICKET
NAME

1. NON-CONCESSIONARY Season ticket
2. NON-CONCESSIONARY Area travel card
3. NON-CONCESSIONARY Combined season/area travel card
4. NON-CONCESSIONARY Railcard
5. NON-CONCESSIONARY Employee's special pass
6. Other NON-CONCESSIONARY ticket (SPECIFY)
7. CONCESSIONARY Passes for older people
8. CONCESSIONARY Scholar's pass
9. CONCESSIONARY Disabled person's pass
10. CONCESSIONARY Subsidised travel tokens
11. Other CONCESSIONARY ticket (SPECIFY)

Helpscreen:

Codes 01-06 are for special tickets / passes produced for commercial ('non-concessionary') reasons.

Code 07-11 are for tickets / passes subsidised by local or central government (hence 'concessionary').

SEASON TICKET (01) - a ticket valid for journeys between two places (or stops) on **one specified route only**, for any number of journeys within a set period.

AREA TRAVEL CARD (02) - special tickets valid on any route **within a specified area**, and for any number of journeys within a specified period (e.g. Travelcard, Rover, Runabout, Capitalcard etc)

COMBINED SEASON / AREA TRAVEL CARD (03) - a season ticket which includes unlimited travel within a special area at one end of the journey

RAILCARD (04) - include Senior Citizens Rail Card, Young Persons Railcard, Family Rail Card, Network Card etc

EMPLOYEE'S SPECIAL PASS (05) - special passes provided by employers (often transport operators) for employees (and sometimes their widows and families). e.g. National Rail, LRT, British Coal, National Bus Company

OTHER NON-CONCESSIONARY (06) - all other kinds of non-concessionary tickets not covered elsewhere

Passes for older people / SCHOLAR'S / DISABLED PERSON'S PASS (07-09) - tickets or passes issued free or at a subsidised cost, which allow free or reduced rate travel. The main ones are Passes for older people, scholars passes and passes for the disabled

SUBSIDISED TRAVEL TOKENS (10) - tokens can be issued free or they can have a charge

OTHER CONCESSIONARY (11) - all other kinds of concessionary tickets not covered elsewhere

If respondent has some other non-concessionary or concessionary ticket (SpecTk = 6, 11)

XSpecTk

NAME

INTERVIEWER: Please describe what kind of other concessionary or non-concessionary ticket the informant has.

ASK ALL

TkMode

NAME

TICKET NUMBER: [Number]

What forms of transport does the ticket cover?

1. Train
2. LT underground/Tyne and Wear Metro/ Glasgow underground
3. Light Rail/Tram
4. Bus
5. Other single method
6. Combined (National Rail) train & underground
7. Combined (National Rail) train & bus (NOT IN LONDON)
8. Combined underground/bus
9. Combined (National Rail) train & underground & bus
10. Combined (National Rail) train & underground & bus & light rail/tram
11. Other combination of methods

IF ticket covers combined methods of transport (Tkmode = 6, 7, 8, 9, 10 OR 11)

MoMIs

NAME

TICKET NUMBER: [Number]

When you use your combined ticket, on which method of transport do you travel the most mileage?

1. Train
2. Underground
3. Light Rail/Tram
4. Bus
5. DK/Other

IF ticket type is anything other than a subsidised ticket (SpecTk <> 10)

TkTime

NAME

TICKET NUMBER: [Number]

How long does the ticket\pass last for?

1. 1 week
2. 1 month
3. 3 months/school term

4. 6 months
5. 1 Year
6. more than 1 year
7. unlimited
97. Other (specify)

IF ticket lasts for a different time period (TkTime = 97)

XTkTime

NAME

INTERVIEWER: Please record the length of time the ticket covers.

Remember to recode wherever possible.

IF ticket type is anything other than a subsidised ticket (SpecTk <> 10)

TkCst

NAME

TICKET NUMBER: [Number]

What was the actual (net) cost to you of the ticket?

ENTER COST TO THE HOUSEHOLD IN POUNDS & PENCE. EXAMPLES

10 pounds and 6p. Enter 10.06

7 pounds and 63p. Enter 7.63

IF NIL ENTER 0

IF ticket type is anything other than a subsidised ticket (SpecTk <> 10)

NumJrn

NAME

TICKET NUMBER: [Number]

How many [light rail/tram] / [underground/metro] / [bus] / [train] / [light rail/tram] / [underground/metro] journeys per week would you expect to use the ticket\pass for. Please count each single trip as one journey and return trips as two?

INTERVIEWER: IF AVERAGE IS LESS THAN ONCE A WEEK ENTER 0

IF the respondent makes on average less than one journey a week (NumJrn = 0, Don't Know or Refusal)

YrNum

NAME

SHOW CARD 45

TICKET NUMBER: [Number]

Could you look at this card and tell me on about how many (main method) journeys you use the ticket\pass?

PLEASE COUNT THE NUMBER OF SINGLE JOURNEYS

1. More than 12 times per year/once a month
2. Up to 12 times per year/once a month
3. Three or four times a year
4. Once or twice a year
5. Less than once a year or never

IF ticket type is anything other than a subsidised ticket (SpecTk <> 10)

TkTPay

NAME

TICKET NUMBER: [Number]

When you use the ticket/pass do you usually have to pay anything at the time of travel, or do you travel free?

1. Pay something
2. Travel free

LONG DISTANCE JOURNEYS

BWhoLDJ / QTWhoLDJ.INC

ASK ALWAYS

IntPlane

How many times have you left the country by plane in the last 12 months?

INTERVIEWER: ONLY INCLUDE OUTWARD JOURNEYS GOING ABROAD. DO NOT INCLUDE INTERNAL FLIGHTS WITHIN GREAT BRITAIN OR FLIGHTS ORIGINATING ON OTHER COUNTRIES

ACCEPT BEST ESTIMATE IF NECESSARY. CODE 'NONE' AS 0.

ASK ALWAYS

AnyLDJ1

NAME

Now I'd like to ask you about any long distance journeys you have made in the last seven days / between DATE and DATE.

I mean journeys within Great Britain of 50 miles or more in one direction, say from here to [NAMES OF 2 OR 3 PLACES 45 MILES AWAY].

Have you made any long distance journeys within Great Britain of 50 miles

or more since [Day / Date one week ago] / between [Day/Date one week before start of travel week] and [Day/Date of start of travel week]?

INTERVIEWER - please refer to calendar.

1. Yes
2. No

IF Respondent did not make any long distance journeys (AnyLDJ1 = 2)

Longest

NAME

How far was the longest journey you made since [Day / Date one week ago] / between [Day/Date one week before start of travel week] and [Day/Date of start of travel week]?

INTERVIEWER: ENTER THE LENGTH OF THE JOURNEY IN MILES. IF THE JOURNEY WAS 50 MILES OR MORE, ENTER '0' THEN GO BACK TO CHANGE ANYLDJ1 TO 'YES'.

BLDJINT /QLDJINT.INC

IF Respondent made any long distance journeys (AnyLDJ1 = 1)

LDJInt

NAME

INTERVIEWER: PRESS ENTER TO BEGIN RECORDING THE JOURNEYS MADE BY NAME

1. Continue

BLDJQs / QTLDJQs.INC

ASKED OF ALL IN TURN, IF THEY HAVE MADE ANY LONG DISTANCE JOURNEYS (AnyLDJ1=1 or More =1)

ASK ALL

LDJ

ENTER LONG DISTANCE JOURNEY NUMBER

ASK ALL

LDJDate

NAME

On what date did you make your [1st/2nd/3rd etc.] long distance journey of 50 miles or more since [Day / Date one week ago] / between [Day/Date one week before start of travel week] and [Day/Date of start of travel week]?

IF Respondent made more than one long distance journey (LTLDJQs1 > 1)

RepJ

NAME

IF **REPEAT** OF PREVIOUS JOURNEY MADE BY THIS PERSON, ENTER JOURNEY NUMBER, THEN PRESS <ENTER> THEN <END>. OTHERWISE ENTER 0

IF Respondent made more than one long distance journey (LTLDJQs1 > 1) and journey was not a repeat (RepJ=0)

RepJR

NAME

IF **RETURN** JOURNEY OF PREVIOUS JOURNEY MADE BY THIS PERSON, ENTER JOURNEY NUMBER, THEN PRESS <ENTER> THEN <END>. OTHERWISE ENTER 0

IF Respondent made more than one long distance journey (LTLDJQs1 > 1) and journey was not a repeat (RepJ=0) or return journey (RepJR=0)

DupP

NAME

IF **DUPLICATE** OF JOURNEY MADE BY ANOTHER HOUSEHOLD MEMBER, ENTER THEIR PERSON NUMBER OTHERWISE ENTER 0

IF journey was a duplicate of another household members journey (DupP>0)

DupJ

NAME

ENTER [Name's] JOURNEY NUMBER FOR THE DUPLICATE JOURNEY, THEN PRESS <ENTER> THEN <END>.

ASK FOR ALL LONG DISTANCE JOURNEYS

OrigRef

NAME

From where did your journey begin?

INTERVIEWER: TYPE IN FIRST FEW LETTERS OF PLACE NAME TO ENTER CODING FRAME. IF THE PLACE IS NOT LISTED, TYPE XXX AND CODE AS 9999997 (NOT LISTED/DON'T KNOW).

ON EXITING THE CODING FRAME PRESS ENTER AGAIN TO MOVE TO NEXT QUESTION.

IF placename is not in codeframe (Orig = 9999997)

XOrig

NAME

INTERVIEWER: TYPE IN NAME OF PLACE FROM WHICH JOURNEY BEGAN, INCLUDING COUNTY OR NEAREST LARGE TOWN

CODE FOR ALL LONG DISTANCE JOURNEYS

OrigUA

NAME

Unitary Authority code of origin PRECODED - PRESS ENTER TO CONTINUE

CODE FOR ALL LONG DISTANCE JOURNEYS

OrigUR

NAME

Urban/Rural code of origin PRECODED - PRESS ENTER TO CONTINUE

CODE FOR ALL LONG DISTANCE JOURNEYS

OrigPI

Place of origin - from coding frame

ASK FOR ALL LONG DISTANCE JOURNEYS

PurpTo

NAME

What was the purpose of your journey? PROBE AS NECESSARY.

Was it **principally** to pick up or accompany someone else?

IF SO: What were **they** doing at the time?

INTERVIEWER NOTE: ROUND TRIPS MUST BE SPLIT INTO AN OUTWARD

AND INWARD JOURNEY AND SHOULD ONLY BE INCLUDED IF EACH IS 50 MILES OR MORE.
TYPE IN AS MUCH DETAIL AS POSSIBLE

ASK FOR ALL LONG DISTANCE JOURNEYS

PurpFro1

NAME

ASK OR RECORD

(Can I check) Did your journey start from home or from somewhere else?

1. Home
2. Somewhere else

If the journey started from somewhere else (PurpFro1 = 2)

PurpFro

NAME

Why were you at the place where your journey started from?

ADD IF NECESSARY: 'for example, were you at work/college, visiting friends, on holiday etc?'

PROBE AS NECESSARY.

Were you there **principally** to pick up or accompany someone else?

IF SO: What were **they** doing at the time?

INTERVIEWER NOTE: ROUND TRIPS MUST BE SPLIT INTO AN OUTWARD AND INWARD JOURNEY AND SHOULD ONLY BE INCLUDED IF EACH IS 50 MILES OR MORE.

TYPE IN AS MUCH DETAIL AS POSSIBLE

ASK FOR ALL LONG DISTANCE JOURNEYS

DestRef

NAME

Where did your journey end?

INTERVIEWER: TYPE IN FIRST FEW LETTERS OF PLACE NAME TO ENTER CODING FRAME. IF THE PLACE IS NOT LISTED, TYPE XXX AND CODE AS 9999997 (NOT LISTED/DON'T KNOW).

ON EXITING THE CODING FRAME, PRESS ENTER AGAIN TO MOVE TO THE NEXT QUESTION.

IF placename is not in codeframe (Dest = 9999997)

XDest

NAME

INTERVIEWER: TYPE IN NAME OF PLACE WHERE JOURNEY ENDED, INCLUDING COUNTY OR NEAREST LARGE TOWN

CODE FOR ALL LONG DISTANCE JOURNEYS

DestUA

Unitary Authority code of destination
PRECODED - PRESS ENTER TO CONTINUE

CODE FOR ALL LONG DISTANCE JOURNEYS

DestUR

NAME

Urban/Rural code of destination
PRECODED - PRESS ENTER TO CONTINUE

CODE FOR ALL LONG DISTANCE JOURNEYS

DestPI

Place of destination - from coding frame

ASK FOR ALL LONG DISTANCE JOURNEYS

Dist

NAME

How far did you travel (in total on this journey) between [origin] and [destination]?

IF INFORMANT ANSWERS DON'T KNOW, ASK FOR AN ESTIMATE.
ENTER DISTANCE IN MILES

ASK FOR ALL LONG DISTANCE JOURNEYS

Meth95

NAME

What method of travel did you use for the main part of your journey? (By main part I mean the part of your journey which covered the longest distance)

1. Walk
2. Bicycle
3. Private (hire) bus

4. Car
5. Motorcycle
6. Van, lorry
7. Other private
8. Ordinary bus - London
9. Ordinary bus - elsewhere
10. Coach, express bus
11. Excursion/tour bus
12. LT Underground
13. Train
14. Light Rail
15. Aircraft (public)
16. Taxi
17. Minicab
18. Other public
19. Private (unspecified)
20. Public (unspecified)

Helpscreen:

The code are listed in your Definitions Manual.

IF aged 16 or more and LDJ was undertaken in a private vehicle (DVAge>=16 AND Meth95=4, 5, 6, 7)

DriPas

NAME

Were you the driver of this vehicle or the passenger?

1. Driver
2. Passenger

Helpscreen:

If the driving was shared, then code the person who drove the longest distance as the driver. If they drove equal distances, then the driver is the one who drove for the longest time

ASK FOR ALL LONG DISTANCE JOURNEYS

More

NAME

Did you make any other long distance journeys since [Day / Date one week ago] / between [Day/Date one week before start of travel week] and [Day/Date of start of travel week]? Please include return journeys.

1. Yes
2. No

FOLLOW UP

BFollowUp/BFollup.INC

ASK IF RESPONDENT IS AGED 16 OR MORE (DVAGE>=16) AND FACE-TO-FACE INTERVIEW (INDQN=1)

ASK ALL

FollowUp

Before we continue (to some questions about household vehicles), can I ask whether it would be alright to contact you again, if at sometime in the future there were a follow-up study to this one?

1. Yes
2. No

Interviewer note:

IF YOU THINK IT WOULD BE HELPFUL, SAY ONE OR MORE OF THE FOLLOWING:

You do not have to say now whether you would actually take part in the study, just whether it would be OK to contact you about it

Any follow-up study would be quite short
Any follow-up study would focus on transport issues and would be carried out on behalf of the Department for Transport

IF THE RESPONDENT SAYS "YES" TO THE ABOVE, MAKE SURE YOU RECORD A CONTACT TELEPHONE NUMBER FOR THE HOUSEHOLD ON THE ARF

If respondent agrees to follow up (FollowUp=1)

TelNoH

NAME

And what would be the best telephone number to reach you on?

Include standard code.

INTERVIEWER: IF NOT OBTAINED PRESS <CTRL R>

If respondent agrees to follow up (FollowUp=1)

TelNoM

NAME

Is there an alternative number?

IF NOT OBTAINED PRESS ENTER TO
CONTINUE

Individual Pick Up Interview

BPickUp / QTPICKUP.INC

ASKED OF ALL IN TURN, DURING
PICKUP INTERVIEW
(QSignIn.StatusQ = 2)

RECORD ALWAYS

WhoPU

Which person do you want to do the individual pick up interview for? ENTER PERSON NUMBER FROM LIST BELOW.

1. Name [1]
2. Name [2]
3. Name [3]
4. Name [4]
5. Name [5]
6. Name [6]
7. Name [7]
8. Name [8]
9. Name [9]
10. Name [10]

RECORD ALWAYS

PUQn

CODE WHETHER FACE TO FACE INTERVIEW, PROXY INTERVIEW, OR PERSON NOT AVAILABLE.
INTERVIEWER: IN GENERAL, FOR CHILDREN UNDER ELEVEN, INTERVIEW AN ADULT AND CODE AS 'PROXY'

1. Face to face
2. Proxy
3. Not available

RECORD ALWAYS

Session

Session original interview in (computed)

RECORD ALWAYS

SessLine

Line number in session original interview in (computed)

IF Respondent aged over 4 (DVAge > 4)

StckPic

NAME

SHOW CARD AA

Since I interviewed you on [Date], have you bought or been given any of these special tickets or passes **for your own use**, valid for a week or longer?

INTERVIEWER: EXCLUDE ONE DAY TRAVELCARDS, CARNETS AND OYSTER CARDS (LONDON AREA) WHICH ARE SOLELY PAY-AS-YOU GO.

BLUE/ORANGE DISABLED BADGES ARE NOT INCLUDED.

ASK TO SEE TICKET/PASS.

1. Yes
2. No

IF Respondent has been bought or been given a special ticket or pass (StckPic = 1)

NewTNo

NAME

How many special tickets or passes **for your own use** have you bought or been given since then?

:1..3

IF Respondent has been bought or been given a special ticket or pass (StckPic = 1)

NewTick

NAME

And is this a replacement for the old ticket or pass, or is it a different one?

/And are these all replacements for an old ticket or pass, or are any of them different ones?

IF ANY DIFFERENT, CODE NUMBER OF **NEW** TICKETS.

IF ONLY REPLACEMENT TICKETS OBTAINED SINCE THE PLACEMENT INTERVIEW THEN CODE '0'

If anyone in the household has bought or been given any new special tickets or passes since the placement interview they are asked the questions in block BTickPU. This block includes the same questions as are asked in block BTicket in the special tickets section of the individual questionnaire. These questions are:

TckT

SpecTk

XSpecTk

TkMode
MoMIs
TkTime
XTkTime
TkCst
NumJrn
YrNum
TkTPay

If respondent did not have a driving licence at placement interview (DLFull=2)

DLFNew
NAME

Since I last interviewed you on [Date], have you acquired a full driving licence valid in Great Britain to drive either a car, or a motorcycle, scooter or moped?

1. Yes
2. No

If has acquired a licence (DLFnew=1)

DLTyp95
NAME

Is it for a car only, a motorcycle only or for both, or is it for a car with special adaptations?

THE CODES AFTER THE / APPLY TO LICENCES ISSUED AFTER JUNE 1990
INTERVIEWER: ASK RESPONDENT TO CHECK LICENCE

1. Car (A or B) / (B)
2. Car (A or B) / (B) - (AUTOMATIC ONLY)
3. Both car and motorcycle (A&D)/(A&B)
4. Motorcycle (D) / (A)/P
5. Car with special adaptations (A restricted, B)
6. Moped (E) / (P)

If licence is for car and motorcycle (DLTyp95=3)

CarMot95
NAME

May I just check, have you actually passed a test to drive a motorcycle of over 125CC?

1. Yes
2. No

If Respondent has a driving licence for a car (IF DLTyp95 = 1, 2, 3, 5)

Drive95
NAME

Do you drive... READ OUT ...
CODE AUTOMATIC CAR AS AN ORDINARY CAR
CODE ALL THAT APPLY

1. ...an ordinary car (without special adaptations for people with disabilities),
2. ...a car with special adaptations for people with disabilities,
3. ...or some other kind of vehicle?
4. (no longer drive)

Helpscreen:

Adaptations for babies / young children don't count unless they are for a specific disability.

If other kind of vehicle driven (Drive95=3)

XOthVeh
NAME

INTERVIEWER: DESCRIBE THIS OTHER TYPE OF VEHICLE

If acquired a licence, drives and household has access to a vehicle even if broken (DLFNew=1 AND Drive95=1,2,3 AND (Carpool = 1 OR UseVcl=1 OR BrokenV=1))

VehUsu
NAME

READ OUT IF MORE THAN ONE VEHICLE

(May I check) which is the car/(vehicle) you usually drive?

INTERVIEWER: ENTER VEHICLE NUMBER OR CODE 89 IF INFORMANT USUALLY DRIVES A NON-HOUSEHOLD CAR.

1. Vehicle 1
2. Vehicle 2
3. Vehicle 3
4. Vehicle 4
5. Vehicle 5
6. Vehicle 6
7. Vehicle 7
8. Vehicle 8
9. Vehicle 9
10. Vehicle 10
89. Usually drives non household vehicle

If Respondent has acquired a full driving licence AND has not had a birthday since the placement interview or date of birth not known (DLFNew = 1 AND (DOB>StartDat OR DOB=DK/Ref))

DLAge

NAME

How old were you/ was name when you/she/he FIRST obtained a full licence?

:12..99

If Respondent has not acquired a full driving licence, did not have a provisional licence at placement and has never had a licence (DLFNew = 2 AND DLProv=2 AND EvDLic95<>1)

DLNPro

NAME

Have you acquired a provisional driving licence since I last interviewed you on [Date]?

1. Yes
2. No

If has acquired provisional licence (DNLPro=1)

ProTyp95

NAME

Is it for a car only, a car and motorcycle, a car with special adaptations or something else?

CODE FIRST THAT APPLIES

1. Car only
2. Car and motorcycle
3. Car with special adaptations
5. Motorcycle, scooter, moped only
- 4.. Something else

If provisional licence is for something else (ProTyp95=4)

XProTp95

INTERVIEWER: Record other answer STRING[60]

PLAYING IN THE STREET

If aged 5 to 15 (DVage=5-15)

YPDQ

INTERVIEWER: CHECK DAY 7 OF [Name]'s DIARY TO SEE IF 'TIME

SPENT IN THE STREET' HAS BEEN COMPLETED.

IF NOT FULLY COMPLETED, ASK FOR THIS INFORMATION AND ENTER IT NOW.

IF COMPLETED, ENTER LATER.

IF NO TIME WAS SPENT IN THE STREET, ENTER 'NOW' AND RECORD 'NO' AT THE NEXT QUESTION

1. Now
2. Later

If time spent in street ot be completed later (YPDQ=2)

LStop2

INTERVIEWER: Please remember to come back to the 'TIME SPENT IN THE STREET QUESTIONS'.

Each time you exit then re-enter the questionnaire and move through it by hitting the END key you will stop at this question.

Go back to the previous question and change 'later' to 'now' when you are ready to complete the missing questions.

If Time spent on street is entered now (YPDQ = 1)

InStreet

Did Name/you spend any time playing in the street on day 7 which was not included in the journeys for that day?

ASK OR RECORD.

1. Yes
2. No

If Respondent spent time in the street on day 7 (InStreet = 1)

Start1

NAME

When did you go out to play for the first time on that day?

ENTER START TIME OF 1st PERIOD IN STREET IN 24 HOUR CLOCK (E.G. 13:00 for 1pm in the afternoon, 18.30 for 6.30pm in the evening)

If Respondent spent time in the street on day 7 (InStreet = 1)

End1

And when did you finish playing in the street?

ENTER END TIME OF 1st PERIOD IN STREET IN 24 HOUR CLOCK (E.G. 13:00 for 1pm in the afternoon, 18.30 for 6.30pm in the evening)

IF Respondent spent time in the street on day 7 (InStreet = 1)

Start2

NAME

When did you go out to play for the second time on that day?

ENTER START TIME OF 2nd PERIOD IN STREET IN 24 HOUR CLOCK (E.G. 13:00 for 1pm in the afternoon, 18.30 for 6.30pm in the evening)

IF Respondent spent time in the street on day 7 (InStreet = 1)

End2

NAME

And when did you finish playing in the street?

ENTER END TIME OF 2nd PERIOD IN STREET IN 24 HOUR CLOCK (E.G. 13:00 for 1pm in the afternoon, 18.30 for 6.30pm in the evening)

IF Respondent spent time in the street on day 7 (InStreet = 1)

Start3

NAME

When did you go out to play for the third time on that day?

ENTER START TIME OF 3rd PERIOD IN STREET IN 24 HOUR CLOCK (E.G. 13:00 for 1pm in the afternoon, 18.30 for 6.30pm in the evening)

IF Respondent spent time in the street on day 7 (InStreet = 1)

End3

And when did you finish playing in the street?

ENTER END TIME OF 3rd PERIOD IN STREET IN 24 HOUR CLOCK (E.G.

Vehicle Questionnaire

BVehInt / QVehInt.INC

ASKED OF MAIN DRIVER (OR OTHER HOUSEHOLD MEMBER)

13:00 for 1pm in the afternoon, 18.30 for 6.30pm in the evening)

IF Respondent spent time in the street on day 7 (InStreet = 1)

Start4

NAME

When did you go out to play for the fourth time on that day?

ENTER START TIME OF 4th PERIOD IN STREET IN 24 HOUR CLOCK (E.G. 13:00 for 1pm in the afternoon, 18.30 for 6.30pm in the evening)

IF Respondent spent time in the street on day 7 (InStreet = 1)

End4

And when did you finish playing in the street?

ENTER END TIME OF 4th PERIOD IN STREET IN 24 HOUR CLOCK (E.G. 13:00 for 1pm in the afternoon, 18.30 for 6.30pm in the evening)

IF Respondent spent time in the street on day 7 (InStreet = 1)

Start5

NAME

When did you go out to play for the fifth time on that day?

ENTER START TIME OF 5th PERIOD IN STREET IN 24 HOUR CLOCK (E.G. 13:00 for 1pm in the afternoon, 18.30 for 6.30pm in the evening)

IF Respondent spent time in the street on day 7 (InStreet = 1)

End5

And when did you finish playing in the street?

ENTER END TIME OF 5th PERIOD IN STREET IN 24 HOUR CLOCK (E.G. 13:00 for 1pm in the afternoon, 18.30 for 6.30pm in the evening)

FOR EACH HOUSEHOLD VEHICLE WHICH WAS ACQUIRED BEFORE OR DURING THE TRAVEL WEEK. (Numveh > 0 AND WhenAcq=1 or 2)

ALWAYS RECORD

Intro

THIS IS THE START OF THE VEHICLE QUESTIONNAIRE FOR THE [VEHICLE] INTERVIEWER: DO YOU WANT TO COMPLETE THE QUESTIONNAIRE FOR THIS VEHICLE NOW OR LATER?

INTERVIEWER: ASK THESE QUESTIONS OF THE MAIN DRIVER [Name] IF POSSIBLE.

THEN PRESS <ENTER> & <END> TO GO TO THE NEXT PICK-UP QUESTION

1. Now
2. Later

NO DK, NO REFUSAL

If vehicle questionnaire is to be conducted later (Intro=2)

LStop

INTERVIEWER: Please remember to come back to the vehicle questionnaire for the [VEHICLE].

Each time you exit then re-enter the questionnaire and move through it by hitting the END key you will stop at this question.

Go back to the previous question and change 'later' to 'now' when you are ready to complete the missing questions.

Press 1 and <Enter> to continue.

1. Continue

REGISTRATION NUMBER

If Intro=1

RegIntr

I'd now like to ask for some details about the [Vehicle number] so that we can collect information about the types of motor vehicles that people use.

First, could you give me the registration number?

ADD IF NECESSARY: If you are able to give us the registration number, we will be able to get some of the information we need from DVLA rather than asking you for the information now.

1. Willing to give (British) registration number
2. Not willing to give registration number
3. Willing to give registration number but cannot remember it correctly
4. Foreign registration number

Helpscreen:

No information on your vehicle will be given to anyone outside the statistics section at DfT and the registration number will not be used to identify you or your household.

DVLA = Driver and Vehicle Licensing Agency

If Respondent is willing to give registration number (RegIntr = 1)

RegExpl

READ OUT: We will use this to look up some details already held by DVLA.

No information on your vehicle will be given to anyone outside the statistics section at Department for Transport and the registration number will not be used to identify you or your household.

DVLA = DRIVER AND VEHICLE LICENSING AGENCY

1. Acceptable to respondent - continue
2. Not acceptable - change RegIntr

If RegIntr=1

Personal

VEHICLE

Is the registration number for this vehicle a personalised or cherished number?

1. Yes
2. No

If Respondent is willing to give registration number (RegIntr = 1)

VRegNo1

ENTER REGISTRATION NUMBER FOR THE [VEHICLE]

INTERVIEWER: PLEASE USE CAPITAL LETTERS AND DO NOT USE SPACES BETWEEN PARTS OF THE CODE.

NO DK, NO REFUSAL

If Respondent is willing to give registration number (RegIntr = 1)

RFormat

INTERVIEWER: CODE FORMAT OF REGISTRATION NUMBER.

(HOW REGISTRATION YEAR OF VEHICLE IS IDENTIFIED).

1. AB 12 CDE (new format 2001 onwards, with registration year shown by 2 numbers)."

2. A123CDE, A12BCD, A1BCD (old format 1983-2001 with registration year letter at the **start**).
3. ABC123D, ABC12D, ABC1D (old pre-1983 format with registration year letter at the **end**).
4. None of these

IF this is acceptable (RegExpl = 1)

RegNo

Can I ask you to repeat your registration number, so I can check it is recorded correctly.

INTERVIEWER: ENTER REGISTRATION NUMBER FOR THE [VEHICLE] AGAIN TO CONFIRM.

PLEASE USE CAPITAL LETTERS AND DO NOT USE SPACES BETWEEN PARTS OF THE CODE.

READ NUMBER BACK TO RESPONDENT TO VERIFY.

THEN PRESS <ENTER> & <END> TO GO TO THE NEXT PICK-UP QUESTION
NO DK, NO REFUSAL

IF Registration number not given (RegNo <> Response)

FuelTyp

VEHICLE

What fuel does the [VEHICLE]'s engine use?

1. Petrol (INCLUDES LEAD FREE AND TWO STROKE)
2. Diesel
3. Electric/Battery
4. Liquefied Petroleum Gas (LPG)
5. Bi-fuel (petrol/gas)
97. Other (SPECIFY)

IF Some other fuel type is used (FuelTyp = 97)

XFuelTyp

VEHICLE

PLEASE SPECIFY THE OTHER ANSWER.

BVMake / QVMake.INC

ASKED OF MAIN DRIVER (OR OTHER HOUSEHOLD MEMBER) FOR EACH HOUSEHOLD

VEHICLE WHICH WAS ACQUIRED BEFORE OR DURING THE TRAVEL WEEK, IF FUEL TYPE IS NOT ELECTRIC AND REGISTRATION IS NOT PERSONALISED. (Numveh > 0 AND WhenAcq=1 or 2 AND FuelTyp <> Electric AND Personal=2)

IF Registration number not given (RegNo <> Response)

LogBook2

VEHICLE

INTERVIEWER IF THE RESPONDENT STRUGGLES TO ANSWER QUESTIONS ON THEIR VEHICLE SUGGEST THAT THE RESPONDENT GETS THE LOG BOOK (OR VEHICLE REGISTRATION DOCUMENT).

THIS MAY HELP THEM ANSWER SOME OF THE QUESTIONS ON THEIR VEHICLE

Press 1 and <Enter> to continue.

1. Continue

IF Registration number is not personalised or cherished (Personal = 2)

SimReg

SHOW CARD 47

VEHICLE

I would like to know the registration year of the [VEHICLE]. To help with this, can you tell me which of the numbers on this card looks similar to the [VEHICLE]'s registration number?

POINT TO EACH AND SAY: Is it like this with two letters, then two numbers, or like this with a letter at the start, or like this with a letter at the end?

1. AB12CDE
2. A123 CDE, A12 BCD, A1 BCD
3. ABC 123D, ABC 12D, ABC 1A
4. None of these

IF Registration number is not in any given pattern (SimReg =4)

LookReg

VEHICLE

Could I look at the registration number to find out which letter denotes the year in your registration number? I will not enter the whole number into the computer

INTERVIEWER: Please refer to CHECK CARD

1. Yes
2. No

If Registration number follows format 1 above (SimReg = 1)

WhatNum

VEHICLE
SHOW CARD 47

What is the number in the middle of the registration number that denotes the year?
RECORD THE RELEVANT NUMBER

If registration number follows format 2 or 3 above or respondent showed registration number (SimReg=2,3 OR LookReg=1)

Letter

VEHICLE
SHOW CARD 47

Which letter denotes the year (that is what is the first/last letter of your registration number)?

INTERVIEWER: IF PATTERN SELECTED AT QUESTION SimReg POINT TO THE REGISTRATION SEQUENCE SELECTED ON SHOW CARD, AND ASK WHAT REGISTRATION LETTER IS IN THE SAME POSITION AS THE LETTER IN **COLOUR** ON THE CARD.

INTERVIEWER: Please refer to CHECK CARD 1.
RECORD THE RELEVANT LETTER

If respondent has given a letter that denotes year of registration and respondent showed the registration (Letter=response AND Lookreg=1)

Numba

VEHICLE
Does the letter come at the beginning or the end of the registration number?

ASK OR RECORD AND CHECK

1. Letter before number
2. Letter after number

ASK ALL

RegYear

VEHICLE
ASK OR RECORD AND CHECK.

Could you tell me the exact year and month in which the vehicle was first registered?

IF THE REGISTRATION LETTER/NUMBER IS [LETTER/NUMBER] THEN THE VEHICLE WILL HAVE BEEN REGISTERED BETWEEN [MONTH/YEAR] AND [MONTH/YEAR].
ENTER YEAR HERE

ASK ALL

RegMon

VEHICLE
MONTH OF FIRST REGISTRATION

VEHICLE DETAILS

If Vehicle is a 4-wheeled car or a light van (TypeVcl2 = 1 or 5) AND Vehicle was manufactured since 1983 (LVMake1 IN [1983..2012])

CarCoding

INTERVIEWER: Please code car make and model

PRESS <SPACE BAR> TO START CODING

Car make, model and mods spec are:
VEHICLE

[Vehicle make] [Vehicle model].Modspec

If you can't find the right code type <Ctrl+K> for 'don't know'

ON EXITING THE CODING FRAME PRESS ENTER TO MOVE TO THE NEXT QUESTION

Helpscreen:

Press <SPACE BAR> to start coding

The car make and model will be automatically inserted into Input box
Move up and down the selections shown using the arrow keys

When the correct car make, model and specification is highlighted press ENTER to select and save

If you can't find a good match you can

- edit the description

- swap to alphabetic coding by pressing <Alt+A>

- swap back to trigram coding by pressing <Alt+T>

If you still have problems finding a match there may be an error in the registration year - only cars valid for the registration year are shown

If you can't assign a code then press <Ctrl+K> for don't know

BEngFTS / QEngFts.INC

ASKED OF MAIN DRIVER (OR OTHER HOUSEHOLD MEMBER) FOR EACH HOUSEHOLD VEHICLE WHICH WAS ACQUIRED BEFORE OR DURING THE TRAVEL WEEK, IF FUEL TYPE IS NOT ELECTRIC. (Numveh > 0 AND WhenAcq=1 or 2 AND FuelTyp <> Electric)

IF Registration number not given (RegNo <> Response)

EnSize

VEHICLE

ASK OR RECORD AND CHECK

What is the size of the [Vehicles]'s engine in cc's?

(1 litre = 1000 cc)

PROBE IF ANSWER IS GIVEN TO NEAREST 100cc.....(Help <F9>)

Helpscreen:

MOPEDS: have a maximum engine size of 50cc.

IF engine size is not known (EnSize = DK)

BenSize

SHOW CARD 48

VEHICLE

Taking your answer from this card, what is the engine size?

1. up to 50cc
2. 51 to 125cc
3. 126 to 250cc
4. 251 to 700cc
5. 701 to 1000cc (0.7 to 1 litre)
6. 1001 to 1300cc (1.0 to 1.3 litres)
7. 1301 to 1400cc (1.3 to 1.4 litres)

8. 1401 to 1500cc (1.4 to 1.5 litres)
9. 1501 to 1800cc (1.5 to 1.8 litres)
10. 1801 to 2000cc (1.8 to 2.0 litres)
11. 2001 to 2500cc (2.0 to 2.5 litres)
12. 2501 to 3000cc (2.5 to 3.0 litres)
13. 3001cc and over (3 litres and over)

PARKING

BPark / QPark.INC

ASKED OF MAIN DRIVER (OR OTHER HOUSEHOLD MEMBER) FOR EACH HOUSEHOLD VEHICLE WHICH WAS ACQUIRED BEFORE OR DURING THE TRAVEL WEEK, IF FUEL TYPE IS NOT ELECTRIC. (Numveh > 0 AND WhenAcq=1 or 2 AND FuelTyp <> Electric)

ASK ALWAYS

WherePk

VEHICLE

Where is the VEHICLE usually parked overnight?

Is it ... READ OUT

1. ...in the garage (at this address),
2. not garaged but still on the property of this address,
3. on the street or public highway,
4. or, elsewhere (at or near your home)? (Specify)
5. (DOES NOT USUALLY PARK AT/NEAR HOME)

IF Respondent parks elsewhere at or near their home (WherePk = 4)

XWherePk

Please specify other answer.

COMPANY CAR

BComCar / QComCar.INC

ASKED OF MAIN DRIVER (OR OTHER HOUSEHOLD MEMBER) FOR EACH HOUSEHOLD VEHICLE WHICH WAS ACQUIRED BEFORE OR DURING THE TRAVEL WEEK, IF FUEL TYPE IS

NOT ELECTRIC. (Numveh > 0 AND WhenAcq=1 or 2 AND FuelTyp <> Electric)

Asked of all vehicles

HHReg

Is the VEHICLE registered in the name of a member of this household?

INTERVIEWER: UNREGISTERED & YET-TO-BE REGISTERED VEHICLES SHOULD BE CODED TO THE APPROPRIATE OWNER.

1. Yes
2. No

IF the vehicle is not registered in a household member's name (HHReg = 2)

OthReg

SHOW CARD 49

VEHICLE

(May I just check) In whose name is the VEHICLE registered? Please choose your answer from this card.

INTERVIEWER: UNREGISTERED & YET-TO-BE REGISTERED VEHICLES SHOULD BE CODED TO THE APPROPRIATE OWNER.

1. Someone outside household
2. Employer/firm for whom household member works
3. Own business
4. Other firm or organization

IF the vehicle is registered by someone outside the household, or the person to whom the vehicle is registered is unknown (OthReg = 1, DK OR HHReg = DK)

WhoOwn

VEHICLE

Who owns the vehicle?

1. Household member
2. Someone outside household
3. Employer/firm for whom household member works
4. Own business
5. Other firm or organization

IF the vehicle is owned by someone outside the household, or the person to whom owns the vehicle is unknown (WhoOwn=2 or DK)

WhyUse

VEHICLE

Why do you have use of the vehicle?

INTERVIEWER: INCLUDE AS 'BORROWED', VEHICLES OWNED BY NON-HOUSEHOLD MEMBER BUT WHICH ARE AVAILABLE FOR USE FOR THE WHOLE OF THE TRAVEL WEEK.

1. Borrowed
2. Other (Specify)

IF Respondent has use of vehicle for a reason other than the vehicle is borrowed (WhyUse = 2)

XWhyUse

PLEASE SPECIFY OTHER ANSWER.

IF the vehicle is registered/owned by an other firm/organisation (OthReg =4 OR WhoOwn =5)

VehHire

VEHICLE

Is the vehicle on hire or lease?

IF 'NO' SPECIFY WHY NOT IN A NOTE

1. Yes
2. No

IF the vehicle is on hire or lease (VehHire = 1)

WhoHire

VEHICLE

Who has hired or leased the vehicle?

1. Household member
2. Employer/firm for whom household member works
3. Own business

If vehicle is privately owned AND hired by a household member or not known who hires it (Privvcl=1, DK, Ref AND WhoHire=1, DK)

CostHir

VEHICLE

Are any of the costs of hiring or leasing paid for by the employer of a member of your household?

1. Yes
2. No

IF vehicle is is privately owned AND registered by household member (Privvcl=1, DK, Ref AND HHReg=1 AND WhOwn = 1)

VehCost

VEHICLE

Were any of the purchase costs of the vehicle paid for by a firm or organization?

1. Yes
2. No
3. (Costs paid for by Disability Living Allowance)

IF the purchase costs of the vehicle were paid for by a firm or organisation (VehCost = 1)

ComTax95

VEHICLE

For some people, having a vehicle means that they have to pay company car tax. Do you have to pay company car tax?

1. Yes
2. No

IF privately owned vehicle AND vehicle is registered/owned/leased or hired by respondent's own business OR (the purchase costs of the vehicle are not paid for by a firm or organisation AND the respondent is self-employed and does not have to pay company car tax) (Privvcl=1, DK, Ref AND ((WhoOwn=4 or OthReg=3 or WhoHire=3) OR (VehCost=2, 3 AND ComTax95=2)))

CapAll

VEHICLE

(May I check) Can you claim capital allowances for your vehicle and/or tax refunds for costs of business mileage?

1. Yes
2. No

IF privately owned four wheel car or van AND ((resp is employed AND registered by household member AND doesn't pay company car tax) OR (registered to own business AND Does not claim capital allowances for vehicle)) (Privvcl=1, DK, Ref AND Typvcl2 = 1 or 5 AND ((Ichemp = 1 AND (HHReg = 1 OR WhoOwn = 1 OR WhoHire = 1) AND ComTax95 =2) OR ((OthReg = 3 OR WhoOwn = 4 OR WhoHire = 3) AND CapAll = 2)))

CourWk95

VEHICLE

(May I check) Do 'you' use the vehicle in the course of your work?

1. Yes
2. No

If respondent uses vehicle in the course of work (CourWk95=1)

Allow95

VEHICLE

For the mileage that 'you' do in the course of work do 'you' receive... READ OUT ...a mileage allowance only, a mileage allowance and some other allowance, or do you receive nothing and have to pay yourself?"

1. A mileage allowance only
2. A mileage allowance and some other allowance
3. Receive nothing and have to pay yourself?
4. Other.

If respondent receives an other type of assistance or mileage done 'in course of work (Allow95=4)

XAllow95

VEHICLE

INTERVIEWER: PLEASE DESCRIBE IN DETAIL EXACTLY WHAT KIND OF ASSISTANCE THE INFORMANT RECEIVES FOR MILEAGE DONE 'IN COURSE OF WORK'.

IF (company vehicle OR company owns/leases/has registered the vehicle OR capital allowances claimed for vehicle) AND the vehicle is a car or light van ((Privvcl=2 OR (Whoown=3 OR OthReg=4 OR WhoHire=2 OR CostHir=1) OR ComTax95=1) AND Typevcl2=1 or 5)

PrivMi95

VEHICLE

(May I check) for your private mileage, including commuting mileage, do you receive any free fuel?

1. Yes
2. No

IF Respondent receives free fuel for their private mileage (PrivMi95 = 1)

FTax95

VEHICLE

(May I check) do you pay the tax on free fuel?

1. Yes
2. No

MILEAGE

BMILEAG / QMileag.INC

ASKED OF MAIN DRIVER (OR OTHER HOUSEHOLD MEMBER) FOR EACH HOUSEHOLD VEHICLE WHICH WAS ACQUIRED BEFORE OR DURING THE TRAVEL WEEK, IF FUEL TYPE IS NOT ELECTRIC. (Numveh > 0 AND WhenAcq=1 or 2 AND FuelTyp <> Electric)

ASK ALWAYS

AnMiles

VEHICLE

I would like to get a figure for the approximate annual mileage of the VEHICLE. Can you please estimate for me the total miles the vehicle has been driven in the last 12 months, (that is since DATE)?

INTERVIEWER: IF DK ENCOURAGE ESTIMATE.

IF NECESSARY OBTAIN TO NEAREST THOUSAND.

OBTAIN EXPECTED MILEAGE IF VEHICLE ACQUIRED LESS THAN A YEAR AGO.

IF NIL ENTER 0

If annual number of miles is not known (AnMiles=DK)

BAnMiles

SHOW CARD 50

VEHICLE

Taking your answer from this card, approximately how many MILES has this vehicle been driven in the last 12 months, (that is since [date])?

INTERVIEWER: IF DK ENCOURAGE ESTIMATE. OBTAIN EXPECTED MILEAGE IF VEHICLE ACQUIRED LESS THAN A YEAR AGO.

1. 0 - 499 miles

2. 500 - 999 miles
3. 1,000 - 1,999 miles
4. 2,000 - 2,999 miles
5. 3,000 - 3,999 miles
6. 4,000 - 4,999 miles
7. 5,000 - 6,999 miles
8. 7,000 - 8,999 miles
9. 9,000 - 11,999 miles
10. 12,000 - 14,999 miles
11. 15,000 - 17,999 miles
12. 18,000 - 20,999 miles
13. 21,000 - 29,999 miles
14. 30,000 miles and over

IF Respondent has given the annual mileage of their vehicle (AnMiles > 0)

KmOrMile

VEHICLE

INTERVIEWER ASK OR CODE:

WAS THE ANSWER TO 'AnMiles' IN MILES OR KILOMETRES?

1. Miles
2. Kilometres

If (someone in household is in work AND annual mileage has been given in miles) OR (vehicle is a 4 wheel car or light van AND annual miles not given) (Ichemp=1 AND ((KmOrMile=1) OR (Typevcl2=1,2,5 AND Anmiles <> response)))

UsualWk

VEHICLE

Can you please estimate how many of the total annual miles, if any, are driven by anyone in the household in getting to or from a usual place of work, either all of the way or part of the way?

IF NIL ENTER 0

If someone in house is working AND annual mileage has been given in kilometres (Ichemp=1 AND kmOrMile=2)

UsualKm

VEHICLE

Can you please estimate how many of the total annual kilometres, if any, are driven by anyone in the household in getting to or from a usual place of work, either all of the way or part of the way?

IF NIL ENTER 0

If (someone in household is in work AND annual mileage has been given in miles) OR (vehicle is a 4 wheel car or light van AND annual miles not given) (Ichemp=1 AND ((KmOrMile=1) OR (Typevcl2=1,2,5 AND Anmiles <> response)))

CoursWk

VEHICLE

Leaving aside these journeys, can you estimate how many of the total annual miles, if any, are driven by anyone in the household in the course of work?

IF NIL ENTER 0

If someone in house is working AND annual mileage has been given in kilometres (Ichemp=1 AND kmOrMile=2)

CoursKm

VEHICLE

Leaving aside these journeys, can you estimate how many of the total annual kilometres, if any, are driven by anyone in the household in the course of work?

IF NIL ENTER 0

If some of the mileage is driven in the course of work (Courswk>0)

GoodsWk

VEHICLE

And can you estimate how many of these [Number of miles driven in the course of work] miles are driven by anyone in the household whilst carrying goods in the course of work?

IF NIL ENTER 0

If some of the mileage is in the course of work (Courskm>0)

GoodsKM

VEHICLE

And can you estimate how many of these [Number of kilometres driven in the course of work] kilometres are driven by anyone in the household whilst carrying goods in the course of work?

IF NIL ENTER 0

If mileage in miles AND mileage has been given for all mileage, mileage to work and mileage in course of work ((KMorMiles=1) AND (AnMiles= response AND usualwk=response AND Courswk=response))

OthMile

VEHICLE

So that means that the vehicle is driven about [Number of total annual miles minus the number of miles driven to and from work and in the course of work] miles a year for all other journeys?

PRESS <ENTER> IF THE NUMBER SHOWN IS CORRECT, OR CHANGE TO THE CORRECT NUMBER.

INTERVIEWER: IF THE NUMBER IS CHANGED IT WILL BRING UP AN ERROR MESSAGE - YOU WILL NEED TO MODIFY PREVIOUS ANSWERS

If mileage in km AND mileage has been given for all mileage, mileage to work and mileage in course of work ((KMorMiles=2) AND (AnMiles= response AND usualkm=response AND Courskm=response))

Othkm

VEHICLE

So that means that the vehicle is driven about [Number of total annual kilometres minus the number of kilometres driven to and from work and in the course of work] kilometres a year for all other journeys.

PRESS ENTER IF THE NUMBER SHOWN IS CORRECT OR CHANGE TO THE CORRECT NUMBER

INTERVIEWER: IF THE ANSWER IS CHANGED IT WILL BRING UP AN ERROR MESSAGE - YOU WILL NEED TO MODIFY PREVIOUS ANSWERS.

MODULE A ONLY (Even years only)

OutGB

VEHICLE

Has the vehicle been driven OUTSIDE of Great Britain in the last year, (that is since DATE), by anyone in the household?

INCLUDE TRAVEL IN NORTHERN IRELAND, THE ISLE OF MAN & CHANNEL ISLANDS

1. Yes
2. No

Helpscreen:

Outside GB means outside of England, Wales and Scotland. Include travel in the Isle of Man, Channel islands and Northern Ireland

MODULE A ONLY (Even years only)
If some miles have been driven outside
Great Britain (OutGB=1)

MileGB

VEHICLE

What was the vehicle's total mileage
OUTSIDE GB on the last trip that was
made?

INCLUDE MILEAGE REGARDLESS OF
WHO WAS DRIVING, INCLUDE
MILEAGE IN NORTHERN IRELAND, THE
ISLE OF MAN & CHANNEL ISLANDS

MODULE A ONLY (Even years only)
If some miles have been driven outside
Great Britain (OutGB=1)

PurpGB

VEHICLE

What was the main purpose of the trip?

1. A holiday
2. A business trip
3. A shopping trip
4. Visiting friends or relations
5. Another reason

MODULE A ONLY (Even years only)
If trip outside Great Britain made for some
other purpose (PurpGB=5)

OthPurp

VEHICLE

What was the reason for the trip?

ASK ALL

SecCyc

VEHICLE

(May I just check) Is the milometer on its
second cycle, in other words has it
reached its maximum figure and been
through zero again?

1. Yes
2. No

ASK ALL

MiloRep

VEHICLE

Has the milometer been replaced since
the vehicle was new?

THEN PRESS <ENTER> & <END> TO
GO TO THE NEXT PICK-UP QUESTION

1. Yes
2. No

BVehicle / Vehicle.INC

ASKED OF MAIN DRIVER (OR
OTHER HOUSEHOLD MEMBER)
FOR EACH HOUSEHOLD
VEHICLE WHICH WAS ACQUIRED
BEFORE OR DURING THE
TRAVEL WEEK. (Numveh > 0 AND
WhenAcq=1 or 2)

SatNavN

Does [this vehicle] have satellite
navigation/SatNav technology? This can
be integral to the car or a separate
portable device that can be placed in the
car.

INTERVIEWER: Makes of satellite
navigation technology include TomTom,
Garmin and Navman. Separate devices
include hand-held plug and go systems or
telephone/PDA systems with GPS
features.

1. Yes - an integrated system
2. Yes - a hand-held/plug and go system
3. No
4. Don't know

Vehicle Pick Up Interview

BVPickU / QTVPickU.INC

ASKED OF ALL VEHICLES IN THE
PICK UP INTERVIEW IF NOT
ACQUIRED AFTER THE
PLACEMENT INTERVIEW AND
(NOT DISPOSED OF BEFORE THE
START OF THE TRAVEL WEEK
OR STILL HAVE AFTER THE
TRAVEL WEEK (WhenAcq=1,2
AND (WhenDis=2,3 OR StillGot =
1))

ASK ALWAYS

IntQust2

VEHICLE

INTERVIEWER: FOR THE NEXT
QUESTIONS YOU NEED TO CODE THE
MILEMETER READING FROM THE
MILEAGE CHART.

ENTER WHETHER THE READING IS IN MILES OR KILOMETRES

1. Miles
2. kilometres

ASK ALWAYS

FMilo

VEHICLE

CHECK MILOMETER READING IN MILEAGE CHART. 'FIRST' MILOMETER READING WAS:

1. Recorded from milometer
2. Estimated
3. Not available

NO DK, NO REFUSAL

IF first milometer reading is estimated or recorded and first reading is in miles (FMilo = 1 or 2 AND IntQust2=1)

MilesF

VEHICLE

ENTER THE 'FIRST' MILEAGE (TO THE NEAREST WHOLE MILE)

IF First milometer reading is estimated or recorded and reading is in kilometres (FMilo = 1 or 2 AND IntQust2=2)

KmF

VEHICLE

ENTER THE 'FIRST' READING IN KILOMETRES (TO THE NEAREST WHOLE KILOMETRE)

ASK ALWAYS

LMilo

VEHICLE

LAST MILOMETER READING WAS:

1. Recorded from milometer
2. Estimated
3. Not available

NO DK, NO REFUSAL

IF last milometer reading is estimated or recorded and reading is in miles (LMilo = 1 or 2 AND IntQust2=1)

MilesL

VEHICLE

ENTER THE 'LAST' MILEAGE (TO THE NEAREST WHOLE MILE)

IF last milometer reading is estimated or recorded and reading is in kilometres (LMilo = 1 or 2 AND IntQust2=2)

KmL

VEHICLE

ENTER THE 'LAST' READING IN KILOMETRES (TO THE NEAREST WHOLE KILOMETRE)

IF vehicle was not driven during the travel week (MilesF=MilesL or KmF=K mL)

WhyNUse

VEHICLE

Why was the vehicle not used during the Travel Week?

CODE FIRST THAT APPLIES.

ENTER THE RESPONSE AND PRESS <END> TO GO TO THE NEXT PICK-UP QUESTION (OR THE END OF THE QUESTIONNAIRE IF THERE ARE NO MORE VEHICLES)

1. Vehicle not insured/not taxed
2. Vehicle being repaired/serviced
3. Driver sick/on holiday
4. Driver disqualified
5. Vehicle not in everyday use
97. Other (Specify)

IF 'other' reason is given for vehicle not being used during the Travel Week (WhyNUse = 97)

XWhyNUse

VEHICLE

PLEASE SPECIFY OTHER ANSWER.

IF the vehicle was driven during the travel week (MilesF<MilesL or KmF<K mL)

InElm1

VEHICLE

May I just check:

Were any of the [Total number of miles/kilometres] driven by someone outside the household?

1. Yes
2. No

IF the vehicle was driven by someone outside the household (InElm1 = 1)

InElmA1

VEHICLE

How many miles/kilometres were driven by someone outside the household?

If the vehicle was driven during the travel week (MilesF<MilesL or KmF<K mL)

InElm2

VEHICLE

(Were any of the [Total number of miles/kilometres] driven in order) to carry goods in the course of work?

1. Yes
2. No

IF the vehicle was driven to carry goods in the course of work (InElm2 = 1)

InElmA2

VEHICLE

How many miles/kilometres were driven in order to carry goods in the course of work?

If the vehicle was driven during the travel week (MilesF<MilesL or KmF<K mL)

InElm3

VEHICLE

(Were any of the [Total number of miles/kilometres] driven) off the public road?

1. Yes
2. No

IF the vehicle was driven off the public road (InElm3 = 1)

InElmA3

VEHICLE

How many miles/kilometres were driven off the public road?

If the vehicle was driven during the travel week (MilesF<MilesL or KmF<K mL)

InElm4

VEHICLE

(Were any of the [Total number of miles/kilometres] driven) outside Great Britain?

1. Yes
2. No

IF the vehicle was driven outside Great Britain (InElm4 = 1)

InElmA4

VEHICLE

How many miles/kilometres were driven outside Great Britain?

If the vehicle was driven during the travel week (MilesF<MilesL or KmF<K mL)

InElm5

VEHICLE

(Were any of the [Total number of miles/kilometres] driven) using the vehicle as a taxi or hire car?

1. Yes
2. No

IF the vehicle was used as a taxi or hire car (InElm5 = 1)

InElmA5

VEHICLE

How many miles/kilometres were driven using the vehicle as a taxi or hire car?

INTERVIEWER: PRESS <END> TO GO TO NEXT PICK-UP QUESTION OR THE END OF THE QUESTIONNAIRE IF THERE ARE NO MORE VEHICLES

If any mileage driven travel week AND any or no miles driven for ineligible purposes

((MilesF<MilesL or KmF<K mL)AND ((InElmA1= response OR InElmA2 = response OR InElmA3 = response OR InElmA3 = response OR InElmA4 = response OR InElmA5 = response) OR (InElm1 =2 AND InElm2 =2 AND inElm3=2 AND inElm4=2 AND inElm5=2))

TotInel

VEHICLE

TOTAL INELIGIBLE MILEAGE: [total number of miles/kilometres driven by non-household members plus any miles/kilometres driven in the course of work, off the public road or outside Great Britain]

INTERVIEWER: PRESS ENTER TO CONFIRM OR GO BACK AND CHECK InElm QUESTIONS

Derived variable from TotInel

TotElig

VEHICLE

TOTAL ELIGIBLE MILES



Admin Block

BPenult/QPenult.INC

*IF Placement Interview completed
(StatusQ=1)*

Thank

THIS IS THE END OF THE PLACEMENT INTERVIEW.

Press 1 and <Enter> to continue.

*IF Placement Interview completed
(StatusQ=1)*

ConIntro

INTERVIEWER: YOU NOW NEED TO ENTER THE FULL NAMES OF ALL THE RESPONDENTS THAT AGREED TO TAKE PART IN A FOLLOW UP STUDY. YOU MAY ALREADY HAVE THIS INFORMATION.

Press 1 and <Enter> to continue.

Bconname/ QPenult.INC

*If respondent agreed to be followed up
(Followup=1)*

Ttl

INTERVIEWER ASK OR CODE: And if we were to contact you to take part in a follow-up study, what name should we ask for. First what title should we use.

IF THE TITLE IS NOT KNOWN PRESS <CTRL K>.

1. Mr
2. Mrs
3. Ms
4. Miss
5. Other title

IF respondent had other title (Ttl=5)

TtlX

INTERVIEWER: CODE OR ASK
Enter the title

*If respondent agreed to be followed up
(Followup=1)*

ForNam

INTERVIEWER ASK OR CODE: And the first name?

IF THE FIRST NAME IS NOT KNOWN PRESS <CTRL K>

*If respondent agreed to be followed up
(Followup=1)*

SurNam

INTERVIEWER ASK OR CODE: And the surname?

IF THE SURNAME IS NOT KNOWN

PRESS <CTRL K>

*IF Placement Interview completed
(StatusQ = 1)*

Penult

INTERVIEWER: NOW INTRODUCE AND EXPLAIN THE DIARY

PREPARE ADULT (BLUE) DIARIES FOR: [Names]

PREPARE YOUNG PERSONS (GREEN) DIARIES FOR: (To use GREEN even if will turn 16 soon) [Names]

Diary start day is [DAY, DATE], and end day is [DAY, DATE]

CIRCLE THE DAYS OF THE WEEK AND WRITE YOUR OWN NAME AND THE DATE YOU WILL BE CALLING BACK AT THE BOTTOM OF THE DIARIES

Press 1 and <Enter> to continue.

*IF Placement Interview completed
(StatusQ = 1)*

AnyCom

INTERVIEWER: THE FOLLOWING OPEN QUESTION IS OPTIONAL AND IS FOR USE AT YOUR OWN DISCRETION. IT ASKS ABOUT GENERAL TRAVEL ISSUES.

Would you like to ask the respondent a general open question?

1. Yes
2. No

*IF Interviewer asks general open question
(Anycom= 1)*

AnyComX

What aspects of transport would you most like the government to improve?

IF Placment Interview completed and household has a vehicle (StatusQ =1 AND DMNOVEH > 0)

Penult3

NOW PLACE A MILEAGE CHART FOR EACH VEHICLE. DON'T FORGET TO

FILL IN READING DATES AND VEHICLE NUMBERS:

Reading dates are before first use on [Travel week start date] and after last use on [Travel week end date]

SN: [Serial number] : [Name]

REMIND RESPONDENT ABOUT INSTRUCTIONS ON BACK OF MILAGE CHART.

Press 1 and <Enter> to continue.

IF Placement Interview completed (StatusQ = 1)

Penult4

INTERVIEWER: HOW LONG DID IT TAKE TO PLACE AND EXPLAIN THE DIARY AND OTHER DOCUMENTS? INCLUDE ANY TIME SPENT PREPARING THE DIARIES BEFOREHAND (E.G. FILLING IN THE FRONT). RECORD TO NEAREST MINUTE

IF Pickup Interview completed (StatusQ = 2)

Penult5

INTERVIEWER: HOW LONG DID IT TAKE TO PICK UP AND CHECK THE DIARY(IES)? RECORD TO NEAREST MINUTE

BSOC2000/QTSOC.INC

All questions asked of editors if job details collected

SOC2000

Standard Occupational Classification (SOC2000)

Person: [Name]

Job Title: [Job Title]

Job Description: [Job Description]

Responsibility: [Responsibility for staff]

Industry: [Industry]

Summary: [Summary]

EDITOR: press space bar to start coding

SOCDisp

JobTitle has been coded into:

SOC2000 :[SOC code]

EDITOR: PRESS '1' AND <ENTER> TO ACCEPT

Press 1 and <Enter> to continue.

XSOC2000

Standard Occupational Classification - SOC2000 - WITHOUT DOTS.

SEG

Socio-economic Group (old scheme)

SC

Social Class (old scheme)

SIC92

EDITOR: Review industry details and assign 2-digit SIC92 code for: [Industry]

SICConf

EDITOR: Industry is now coded into SIC92 group:[SIC group]

Is that what you intended?

1. Yes
2. No

IndexNo

Index number of SOC2000 entry selected in coding index

ES2000

Full employment status - derived from Job block questions and SOC2000

1. Self-employed : large establishment (25+ employees)
2. Self-employed : small establishment (1-24 employees)
3. Self-employed : no employees
4. Manager : large establishment (25+ employees)
5. Manager : small establishment (1-24 employees)
6. Foreman or supervisor
7. Employee (not elsewhere classified)
8. No employment status info given - for use in this program only

NSSEC

NS-SEC Socio-economic Class (full classification)- derived variable

SECFlag

Indicator for status of SEC

0 - valid combination of SEC and ES2000
1 - invalid combination 2 - no employment
status info - simplified SEC used

BADMIN/QADMIN.INC

ALWAYS RECORD

Status

Current Interview Status

UPDATE THIS BEFORE EACH
TRANSMISSION TO HEAD OFFICE.

0. No work done yet
1. Calls made but no contact
2. Contact made
3. Interview started/Any interviewing done.
4. Other - no interviewing required (eg. ineligible, refusal)

ALWAYS RECORD

MENUNOTE

REMINDER/NOTE FOR THE OPENING
MENU (OPTIONAL)

IF NOTHING TO SAY, JUST PRESS
<Enter>.

ENTER IN HERE ANY USEFUL DETAILS
YOU WISH TO APPEAR ON THE
ADDRESS MENU

ALWAYS RECORD

Choice

INTERVIEWER: DO YOU NOW WANT
TO...

INTERVIEWER: DON'T SELECT CODE 5
UNTIL ALL OTHER WORK ON THIS
HOUSEHOLD IS COMPLETED.

1. LEAVE THIS QUESTIONNAIRE -
without filling in the admin details?
5. FILL IN THE ADMIN DETAILS - and
prepare this household for transmission to
Head Office?

NO DON'T KNOW,NO REFUSAL

*IF Interviewer has selected to enter admin
details and has not conducted a pickup
interview (Choice = 5) AND (Penult =
RESPONSE) AND (StatusQ = 1)*

NoPU

Please explain why you did not conduct
the pick up interview.

ALWAYS RECORD

CallTot

INTERVIEWER: Enter the **total number
of personal visits** made.

*IF Household number equals 1 (HHold =
1)*

FindDU

How many dwelling units did you find at
this address?

INTERVIEWER: TAKE THE ANSWER AS
RECORDED AT A2 ON THE A.R.F. FOR
THIS ADDRESS.

IF ADDRESS IS INELIGIBLE, OR
NUMBER OF DWELLING UNITS NOT
ESTABLISHED,
ENTER '0'

*IF Household number equals 1 (HHold =
1)*

DUCode

Please enter code of selected DUs from
A5 on the ARF

*IF Household number equals 1 (HHold =
1)*

FindHH

How many households did you find in the
selected DU?

INTERVIEWER: TAKE THE ANSWER AS
RECORDED AT C1 ON THE A.R.F. FOR
THIS ADDRESS.

IF ADDRESS IS INELIGIBLE, OR
NUMBER OF HOUSEHOLDS NOT
ESTABLISHED, ENTER '0'

*IF More than one household at address
(FindHH > 1)*

HHCode

Please enter code of selected HH from **C2
ON THE ARF**

BIOut/QADMIN.INC

RECORDED FOR ALL

PIOut

Placement interview outcome (computed)

1. Full
2. Started
3. NoInt

**ALWAYS RECORD FOR EACH PERSON
IN TURN**

Diary

Did you collect a completed diary for [Name]?

Full/started/No PLACEMENT INTERVIEW FULLY COMPLETED = FILLED IN FOR ALL 7 DAYS (DAYS WHEN NO JOURNEYS MADE COUNT AS FILLED IN).

PARTIALLY COMPLETED = AT LEAST ONE JOURNEY RECORDED BUT ONE OR MORE DAYS NOT FILLED IN.

NO DIARY = NO JOURNEYS COMPLETED AT ALL.

1. Yes - fully completed diary
2. Yes - partially completed diary
3. No - no diary completed for this person

IF fully/partially completed diary for respondent (Diary=1 ro 2)

WhoFill

Who filled in the diary for [Name]?

1. Respondent filled it in themselves
2. Respondent filled it in with help from another household member
3. Another household member filled it in on respondent's behalf
4. Respondent filled it in with help from the interviewer
5. Interviewer filled it in on respondent's behalf

IF Respondent filled in diary with help from the interviewer OR Interviewer filled it in on respondent's behalf (WhoFill= 4 or 5)

DaysInt

Which day(s) did you (ie INTERVIEWER) fill in.

CODE ALL THAT APPLY

1. Day 1
2. Day 2
3. Day 3
4. Day 4
5. Day 5
6. Day 6
7. Day 7

If diary fully completed (Diary=1)

BlkDry

INTERVIEWER: IS [Name]'S TRAVEL RECORD BLANK ON ALL DAYS (I.E. NO TRIPS ARE RECORDED ON ANY DAY)?

1. Yes
2. No

IF respondent's diary is blank (BlkDry = 1)

BlkWhy

INTERVIEWER: PLEASE RECORD THE REASON FOR NO TRIPS DURING THE TRAVEL WEEK.

1. Abroad/offshore all week
2. Housebound due to longstanding illness/disability
3. (Temporarily) unwell all week
4. Only did short walks on Days 1-6
5. Did not go out at all (but not due to illness/disability)
6. Other

NO DON'T KNOW, NO REFUSAL

ALWAYS RECORD

NFDiary

Number of full Diaries collected (derived variable)

ALWAYS RECORD

NDiary

Number of full/part Diaries collected (derived variable)

ALWAYS RECORD

NFull

Number of full productive interviews (derived variable)

ALWAYS RECORD

NProxy

Number of full proxy interviews (derived variable)

IF each household member has fully completed a diary

Promise

Did you complete and leave behind the promissory note for the incentive vouchers? Q13a on ARF

1. Yes
2. No

IF Promissory note not left (Promise = 2)

NoProm

Please explain why you did not leave the promissory note? Q13b on ARF.

ALWAYS RECORD

VStart

Saved start date

ALWAYS RECORD

Outcome

FINAL OUTCOME FOR HOUSEHOLD INTERVIEW = Computed OR UnOut

IF outcome is not productive (Outcome <> 110,120,130,210,211,220,221,230,231)

UnOut

ENTER OUTCOME CODE FROM ARF.

UnOutChk

You have entered:

[outcome code] Is this correct?

1. Yes
2. No

NO DON'T KNOW, NO REFUSAL

If unproductive due to language difficulties (Outcome code=540)

WhichL

INTERVIEWER: You said there were language difficulties with this address. Which language(s) did the respondent(s) speak?

By this we mean the language(s) that they could do the interview in, if a bilingual interviewer were available.

CODE ALL THAT APPLY

1. Arabic
2. Bengali
3. Cantonese
4. Gujarati
5. Polish
6. Punjabi (Gurmukhi)
7. Punjabi (Urdu)
8. Somali
9. Urdu
97. Other (please specify)
98. Not known

NO DON'T KNOW, NO REFUSAL

If other language spoken (WhichL=97)

XWhichL

Please specify the language(s)

If language spoken is codable (WhichL = 1, 2, 3, 4, 5, 6, 7, 8 or 9)

Willing

INTERVIEWER: Did they provide a contact telephone number?

1. Yes
2. No

NO DON'T KNOW, NO REFUSAL

If respondent is willing to provide a contact number (Willing=1)

LanguageN

Please enter the telephone number of the respondent so that the office can arrange for a bilingual interviewer to contact them, if possible.

If productive interview (Outcome code = 110, 120, 130, 241, 242, 251, 252, 261, or 262)

Translate

INTERVIEWER: Please code which best applies

1. The Placement interview was conducted in English.
2. The Placement interview was translated by another household member.
3. The Placement interview was translated by you, as an accredited bilingual NatCen interviewer.

NO DON'T KNOW, NO REFUSAL

If other ineligible (outcome code = 690 or 790)

WhyInel

RECORD REASON FOR USING Code 690 or Code 790

ALWAYS RECORD

IF productive outcome (Outcome= 110,120,130,210,211,220,221,230,231)

PractDia

Did you complete the practice page of the travel record at the placement interview?

- 1 Yes
- 2 No

IF interviewer did not use practice page (PractDia=2)

PracNo

Please explain why you didn't use the practice page of the travel record

IF productive outcome (Outcome= 110,120,130,210,211,220,221,230,231)

CallPlac

THE OUTCOME CODE IS [Outcome code]

INTERVIEWER: Enter the *total number of calls* up to (but NOT including) Diary placement.

IF outcome code is productive, non contact, refusal or other unproductive and first household from ARF (Outcome = 110,120,130,210,211,220,221,230,231, 310,320,330, 410,420,431,432,440,450, 510,520,530,540,550,560,641,642,651, 652,670 AND HHold = 1)

ObsDone

Have you filled in the Observation form details the ARF?

1. Yes
2. No

Bobs/QObsNR.INC

If Observation details completed on ARF (ObsDone=1)

A2

A2 ON ARF

Are there any physical barriers to entry to the house/flat/building?

CODE ALL THAT APPLY

USE <CTRL K> IF UNABLE TO OBTAIN INFORMATION

1. Locked common entrance
2. Locked gates
3. Security staff or other gatekeeper
4. Entry phone access
5. None of these

If Observation details completed on ARF (ObsDone=1)

A3

A3 ON ARF

Which of these best describes the selected flat or house?

USE <CTRL K> IF UNABLE TO OBTAIN INFORMATION

1. Detached house/bungalow

2. Semi-detached house/bungalow
3. Terraced house/end of terrace
4. Flat or maisonette - purpose built
5. Flat or maisonette - part of converted house/other
6. Room or rooms
7. Other - caravan or mobile home
8. Other, houseboat
9. Some other kind of accommodation

If respondent lives in a house or bungalow (A3=1, 2, or 3)

A4

A4 ON ARF

Did you, at any visit, observe a car in the drive?

USE <CTRL K> IF UNABLE TO OBTAIN INFORMATION

1. Yes, car in driveway
2. No car in driveway
3. No driveway

If respondent lives in a house or bungalow (A3=1, 2, or 3)

A5

A5 ON ARF

Does the house/bungalow have a garage or car port?

USE <CTRL K> IF UNABLE TO OBTAIN INFORMATION

1. Yes
2. No
3. Not sure

If type of accommodation recorded (A3=Response)

A6

A6 ON ARF

Which of these best describes the condition of residential properties in the area?"

1. Mainly good
 2. Mainly fair
 3. Mainly bad
 4. Mainly very bad
 8. Unable to obtain information
- NO DON'T KNOW, NO REFUSAL

If type of accommodation recorded (A3=Response)

A7

A7 ON ARF

How is the external condition of the selected flat or house relative to other residential properties in the area?

1. Better
 2. About the same
 3. Worse
 4. Does not apply
 8. Unable to obtain information
- NO DON'T KNOW, NO REFUSAL

BADMIN/QADMIN.INC

IF productive outcome (Outcome =110,120,130,210,211,220,221,230,231)

RemCall

Did you make a reminder call or send a reminder card between placing the diaries and the start of the Travel Week?

SEE FRONT PAGE OF ARF - Purpose* COLUMN OF CALLS RECORD

1. Yes, reminder call
2. Yes, reminder card
3. No reminder call or card

IF a reminder call was made between placing the diaries and the start of the Travel Week (RemCall = 1)

RemTime

How long did this reminder call take?
RECORD TO NEAREST MINUTE

IF productive outcome (Outcome =110,120,130,210,211,220,221,230,231)

MidWeek

Did you make a mid-week check-call during the Travel Week ?

SEE FRONT PAGE OF ARF - - **Call Status Column

1. Yes - by phone
2. Yes - in person
3. No

IF a Mid-week call has been made either by phone or in person (MidWeek = 1 OR 2)

MidTime

How long did this mid-week check-call take?

RECORD TO NEAREST MINUTE

RECORD ALWAYS

Feetype

Pay fee items

IF an outcome code has been entered (Outcome = RESPONSE)

IntDone

OUTCOME CODE: [CODE]
HAVE YOU COMPLETED ALL PICK UP INTERVIEWING, CHECKING AND NOTES?

CODE 1 (Yes) SIGNALS THAT THIS INTERVIEW IS READY FOR RETURN OF WORK TO HEAD OFFICE

1. Yes, completed all coding etc.
2. Not yet

IF edit version of the program

EdDone

HAVE YOU FINISHED EDITING THIS HOUSEHOLD ?

1. Yes
2. No

NO DON'T KNOW, NO REFUSAL

IF edit completed

INFOED

THAT COMPLETES THE EDIT. USE THE F7 FUNCTION KEY TO EDIT THE NEXT SERIAL NUMBER. USE THE Ctrl KEY AND F7 FUNCTION KEY TOGETHER TO BRING UP THE BROWSER MENU. USE Alt X TO FINISH EDITING

IF edit completed

INFO

PRESS <Enter> TO LEAVE THE QUESTIONNAIRE

BPeople / BSAdmin.INC

ALWAYS RECORD

Intro

INTERVIEWER: You should now enter details for the people. Details already recorded for people who agreed to be followed up will be copied automatically. These can only be changed by going back to the original

Questions (ForNam, SurNam) at the end of the main NTS block of questions.

Press <Enter> to continue.

If age 16 or over.

Ask or compute from household block

SARNTtl

INTERVIEWER: Code the title of the [1st, 2nd, 3rd etc] person interviewed or selected for interview but not interviewed.

if the title is not known or no contact made, press <Ctrl K>.

1. Mr
2. Mrs
3. Ms
4. Miss
5. Other title

If age 16 or over.

Ask or compute from household block

SARNTxt

INTERVIEWER: Enter the title of the [1st, 2nd, 2rd etc] person interviewed or selected for interview but not interviewed.

If age 16 or over.

Ask or compute from household block

SARNFor

INTERVIEWER: Enter the first name of the [1st, 2nd, 3rd etc] person interviewed or selected for interview but not interviewed.

If the first name is not known or no contact made, press <Ctrl K>.

If age 16 or over.

Ask or compute from household block

SARNSur

INTERVIEWER: Enter the surname of the [1st, 2^{ns}, 3rd etc] person interviewed or selected for interview but not interviewed.

If the surname is not known or no contact made, press <Ctrl K>.

Derived variable

SARInt

Whether [name] was interviewed?

1. Yes
2. No

SACNWho

INTERVIEWER: Who is the main contact person for this serial number? Select from the list below.

If the details for the main contact have already been recorded at the end of the

individual interview they will be copied over. These can only be changed by going back to original questions (ForNam, SurNam, TelNoH, TelNoM) near the end of the individual sessions. Else code 5 for "Someone else" and enter the details at the following questions.

1. Person 1
2. Person 2
3. Person 3
4. Person 4
5. Someone else

NO DON'T KNOW, NO REFUSAL

Ask or compute from household block

SACNTtl

INTERVIEWER: Code the title of the main contact person. If the title is not known or no contact made, press <Ctrl K>.

1. Mr
2. Mrs
3. Ms
4. Miss
5. Other title

If other title (SACNTtl=5)

SACNTxt

INTERVIEWER: Enter the title of the main contact person.

Ask or compute from household block

SACNFor

INTERVIEWER: Enter the first name of the main contact person. If the first name is not known or no contact made, press <Ctrl K>.

ALWAYS RECORD

SACNSur

INTERVIEWER: Enter the surname of the main contact person. If the surname is not known or no contact made, press <Ctrl K>.

ALWAYS RECORD

SA1Tel

INTERVIEWER: Enter the main telephone number. Include standard code. If not obtained, press <Ctrl K>.

ALWAYS RECORD

SA2Tel

INTERVIEWER: Enter the alternative telephone number. Include standard code. If not obtained, press <Ctrl K>.

ALWAYS RECORD

SASRF

INTERVIEWER: Has a Special Report Form (SRF) been filed for this address / serial number case or are you intending to do so?

A Special Report Form should be filed without delay if you think there is a risk to interviewer safety at this address.

This question must only be answered Yes if an SRF has been sent or will be sent promptly.

1. Special report form
2. Yes, report already filed
3. Yes, not yet filed but intending to
4. No, not intending to file report

NO DON'T KNOW, NO REFUSAL

ALWAYS RECORD

SAAdInf

INTERVIEWER: Please enter any information which may be useful at recontact or reissue.

This may be at quality control (recall), reissue or follow-up interview.

Ensure that any important points you have noted on the ARF are entered here.

(Enter the information here - not in a memo (remark).) If no info, press <Enter> to leave empty.

If Special Report Form required (SASRF=1 or 2)

ConfSRF

INTERVIEWER: Please confirm by typing 'C' that a Special Report Form has already been sent or will be sent to the office promptly.

ALWAYS RECORD

SAS1Act

INTERVIEWER: Is any special action required on receipt in the office for this address / serial number / case, e.g. to make a correction to the information collected that you are unable to make yourself for some reason?

1. Yes

2. No
NO DON'T KNOW, NO REFUSAL

If Special Action required (SAS1Act=1)

SAS2Act

INTERVIEWER: Please enter details of the special action required. Enter the information here - not in a memo (remark).

If Special action required (SAS1Act=1)

ConfSAS

INTERVIEWER: You have answered Yes at SAS1Act, indicating that special action is required in the office for this case but you have not entered any details of such action at SAS2Act. Please type 'C' if you now wish to enter such details.

RECORD ALWAYS

SAAdCon

INTERVIEWER: Was the address on the ARF label correct and complete for the house/flat/building/dwelling unit to which this serial number relates? Answer No if you have noted any address amendment on the ARF or

if you have identified multiple dwelling units within the issued address. Enter the required changes at the next question.

1. Yes
2. No

NO DON'T KNOW, NO REFUSAL

If address on ARF not correct (Saadcom=2)

SAAdCor1

INTERVIEWER: Please enter the correct address First line...

If address on ARF not correct (Saadcom=2)

SAAdCor2

(Please enter the correct address.)
Second line...

If address on ARF not correct (Saadcom=2)

SAAdCor3

Please enter the correct address. Third line...
(Just press <Enter> if no more to add.)

If address on ARF not correct
Saadcom=2)

SAdCor4

(Please enter the correct address.) Fourth line...

(Just press <Enter> if no more to add.)

If address on ARF not correct
Saadcom=2)

SAdCor5

(Please enter the correct address.) Fifth line...

(Just press <Enter> if no more to add.)

If address on ARF not correct
Saadcom=2)

SAPCCor

(Please enter the correct address.)|Postcode...

If address on ARF not correct
Saadcom=2)

SAConfm

INTERVIEWER: Please check the details you have entered

1. Continue

IF productive outcome (Outcome =110,120,130,210,211,220,221,230,231)

SASupFlg

INTERVIEWER: Was a supervisor present for all or part of this interview?

1. Yes - present for all or part
2. No - not present

NO DON'T KNOW, NO REFUSAL

ALWAYS RECORD

ConfAll

INTERVIEWER: Please confirm that you have entered all relevant information from the ARF

that is requested at preceding questions.

1. Yes, done
2. Will do so later

NO DON'T KNOW, NO REFUSAL

Diary data

Record always

SerNo

Household Serial Number

Record always

JpersNo

Person number

1..10

Ask for every journey

TravDay

Travel day

1..7

Ask for every journey

Journum

Journey number

1..30

Ask for every journey

PurFrom

Purpose from (i.e. purpose of previous journey)

1. Home
2. Work
3. In course of work
4. Education
5. Food/grocery shopping
6. All other types of shopping
7. Personal business – medical
8. Personal business – other
9. Eat/drink – alone or at work
10. Eat/drink – other occasions
11. Visit friends/relatives at home
12. Other social
13. Entertainment/public social activities
14. Sport – participate
15. Holiday base
16. (Day) journey/just walk
17. Other non-escort
18. Escort home (not own)
19. Escort work
20. Escort in course of work
21. Escort education
22. Escort shopping/personal business

Ask for every journey

PurTo

Purpose to

1. Home
2. Work
3. In course of work
4. Education
5. Food/grocery shopping
6. All other types of shopping
7. Personal business – medical
8. Personal business – other
9. Eat/drink – alone or at work
10. Eat/drink – other occasions
11. Visit friends/relatives at home
12. Other social
13. Entertainment/public social activities
14. Sport – participate
15. Holiday base
16. (Day) journey/just walk
17. Other non-escort
18. Escort home (not own)
19. Escort work
20. Escort in course of work
21. Escort education
22. Escort shopping/personal business
23. Escort other

Ask for every journey

Timeleft

Time left (12 hour clock)

0..12

Ask for every journey

LeftMin

Time left (minutes)

00..59

Ask for every journey

TimeArr

Time arrived (12 hour clock)

0..12

Ask for every journey

Arrmin

Time arrived (minutes)

00..59

Ask for every journey

OrigCnty

County code for journey origin

Ask for every journey

OriginUa

Unitary authority code for journey origin

Ask for every journey

OriginUr

Urban rural code for journey origin

Ask for every journey

DestCnty

County code for journey destination

Ask for every journey

DestinUa

Unitary authority code for journey destination

Ask for every journey

DestinUR

Urban rural code for journey destination

Ask for every journey

Series

Was the journey a series of calls?

0 Not a series of calls (default setting)

1 Journey was a series of calls

Ask for every journey

NextDay

Was the arrival time after midnight on the next day?

0 Arrival time before midnight (default setting)

1 Arrival time past midnight

Ask for every journey

NumStag

Number of stages in journey

1..10

Ask for every journey

Idiscov

Interviewer discovered journey

Interviewer did not discover journey (default setting)

Interviewer discovered journey

Ask for every journey

Inelig

Is the journey ineligible?

Eligible journey (default setting)

Ineligible journey (but journey is included for information, e.g. to link two eligible journeys)

Ask if diary day is blank

Blank

Why is day blank?

1 No journeys made

2 Day not filled in

Rjday

Repeat journey (same person, same/different day)

Enter travel day of original journey 1..7

Rjnum

Repeat journey number (same person, same/different journey number)

Enter journey number of original journey 1..29

Djpnum

Duplicate journey (another person)

Enter journey number of original journey 1..29

Djnum

Duplicate journey (another person, same/different journey number)

Enter person number of original journey 1..9

Stages

Ask for each stage

Stagenum

Number of journey stage

1.. 10

Ask for each stage

Method

Method of travel

1. Walk

2. Bicycle

3. Private (hire) Bus

4. Car

5. Motorcycle combination

6. Van or lorry

7. Other private transport
8. Ordinary Bus (London)
9. Ordinary Bus (Elsewhere)
10. Coach/Express Bus
11. Excursion/Tour Bus
12. LT underground
13. Train (formerly BR)
14. Light rail
15. Aircraft (public)
16. Taxi
17. Minicab/private hire vehicle
18. Other public transport
19. Unspecified (private)
20. Unspecified (public)

Ask for each stage

Dunits

Distance in miles
0.25..500

Ask for each stage

Dtenths

Distance in tenths of miles

Ask for each stage in young person's diary

PartyNoa

Number of adults in party
1..30

Ask for each stage in young person's diary

PartyNoc

Number of children in party
1..30

Ask for each stage in adult diary

Partynum

Number of people in party
1..30

Ask for each stage

Travmins

Time travelling in minutes
1..600

Ask for each stage involving ordinary bus London OR ordinary bus elsewhere OR coach/express bus, OR excursion/tour bus, OR LT underground OR train OR light rail OR aircraft public OR other public OR unspecified public

Ticktype

Type of ticket (Season ticket information gathered during the CAPI placement and pick up interviews are coded 1-6).

- 7 Ordinary ticket – adult
- 8 Ordinary ticket – child
- 9 Reduced (Off-peak) - adult
- 10 Reduced (Off-peak) – child
- 11 Special category reduced
- 12 Other

Ticktype

- TickType 1 = TickTyp2 1
- TickType 2 = TickTyp2 2
- TickType 3 = TickTyp2 3
- TickType 4 = TickTyp2 4
- TickType 5 = TickTyp2 5
- TickType 6 = TickTyp2 6
- TickType 7 = TickTyp2 7 + 13
- TickType 8 = TickTyp2 8 + 14
- TickType 9 = TickTyp2 9
- TickType 10 = TickTyp2 10
- TickType 11 = TickTyp2 11
- TickType 12 = TickTyp2 12

Ask for each stage involving ordinary bus London OR ordinary bus elsewhere OR coach/express bus, OR excursion/tour bus, OR LT underground OR train OR light rail OR aircraft public OR other public OR unspecified public

TickTyp2

1. Special ticket 1
2. Special ticket 2
3. Special ticket 3
4. Special ticket 4
5. Special ticket 5
6. Special Ticket 6
7. Ordinary adult excl 1 day TCard
8. Ordinary child excl 1 day Tcard
9. Reduced off peak adult
10. Reduced off peak child
11. Reduced special category
12. Other special category
13. Adult one day travelcard
14. Child one day travelcard

Ask for each stage involving public transport (Method = ordinary bus London OR ordinary bus elsewhere OR coach/express bus, OR excursion/tour bus, OR LT underground OR train OR light

*rail OR aircraft public OR Taxi OR minicab
OR other public OR unspecified public)*

CostPds

Stage cost in pounds

0.. 300

*Ask for each stage involving public
transport (Method = ordinary bus London
OR ordinary bus elsewhere OR
coach/express bus, OR excursion/tour
bus, OR LT underground OR train OR light
rail OR aircraft public OR Taxi OR minicab
OR other public OR unspecified public)*

CostPen

Stage cost in pence

0.. 99

*Ask for each stage involving public
transport (Method = ordinary bus London
OR ordinary bus elsewhere OR
coach/express bus, OR excursion/tour
bus, OR LT underground OR train OR light
rail OR aircraft public OR Taxi OR minicab
OR other public OR unspecified public)*

Numboard

Number of boardings

1..10

*Ask for each stage involving car OR
motorcycle combination OR van/lorry*

WhichVeh

Household vehicle number

1..10

*Ask for each stage involving car OR
motorcycle combination OR van/lorry*

Dripas

Whether driver or passenger

- 1 Driver (only if adult diary)
- 2 Front passenger
- 3 Rear passenger
- 4 Passenger position unknown

*Ask for each stage involving car OR
motorcycle combination OR van/lorry*

Parkpds

Parking cost in pounds

0..50

*Ask for each stage involving car OR
motorcycle combination OR van/lorry*

Parkpen

Parking cost in pence

0.. 99

*Ask for each stage involving car OR
motorcycle combination OR van/lorry*

Cong

Congestion charge cost in pounds:

00.00 (appears by default if outside of
zone or in zone by method other than car)

00.50 (London resident)

02.00 (Durham charge)

02.50

05.00

07.00

10.00

12.00

95.00 (queries)

96.00 (exempt)

98.00 (don't know)

99.00 (missing)

All changes since 2002

NB: Unless otherwise stated, questions have been included since 2002

NB: Unless otherwise stated, questions are asked all years.

Household Questionnaire

Introductory Questions

BSignin/ QSIGNIN.INC

Question	Summary	Details of change	Changed	Notes
Summary	Summary of interview sections	Added	2003	
		Additional interviewer instruction	May-Oct 2009	
InSample1	Reminder of structure of incentive option 1	Added	May-Oct 2009	
InSample2	Reminder of structure of incentive option 2	Added	May-Oct 2009	
InSample3	Reminder of structure of incentive option 3	Added	May-Oct 2009	
Whohere	Intro to demographics	Helpscreen text about added	2009	
FirstQ	Whether first time opened questionnaire	Additional interviewer instruction	May-Oct 2009	

Demographics

BHComp / QTHCOMP.INC

Question	Summary	Details of change	Changed	Notes
Birth	Date of birth	Interviewer instruction added	2003	
Marstat	Marital Status	Interviewer note added	2007	
		Deleted	2009	Replaced with MarstatN
MarstatN	Marital Status	Added	2009	
Livewith	Whether live with someone in house as couple	Routing change: also asked if MarstatN is "Civil Partnership"	2009	
Nation	Nationality	Added	2009	
		Deleted	2010	
xNation	Other Nationality	Added	2009	
		Deleted	2010	
COB	Country of birth	Added	2010	
XCOB	Other country of birth	Added	2010	
Hhldr	In whose name is accommodation owned or rented	Answer categories changed	2003	
		Moved to after ethnicity	2009	

Question	Summary	Details of change	Changed	Notes
		questions		
EthGroup	Ethnicity	Change in location: now after LiveWith	2009	
		Answer categories changed, textfills added for England, Scotland and Wales	2011	
OthWht	Other white ethnicity	Change in location: now after LiveWith	2009	
OthMxd	Other mixed ethnicity	Change in location: now after LiveWith	2009	
OthAsn	Other Asian ethnicity	Change in location: now after LiveWith	2009	
OthBlk	Other Black ethnicity	Change in location: now after LiveWith	2009	
OthEthn	Other ethnicity	Change in location: now after LiveWith	2009	

BHRelS/ QTHrelS.INC

Question	Summary	Details of change	Changed	Notes
R	Summary of relationships between each household member	Answer category added: "Civil partnership"	2009	

Accommodation

BResLen/ QReslen.INC

Question	Summary	Details of change	Changed	Notes
YMove	Why moved from last address	Deleted	2005	
OthYMove	Other reasons for move	Deleted	2005	
YMoveM	Main reason why moved	Helpnote added	2003	
		Deleted	2005	
OthYMovM	Other main reason for move	Deleted	2005	
PTimp	How important was public transport when moved to this address	Deleted	2005	
OldAdd	How far away old address is	Deleted	2009	
Online	Whether has internet	Added	2009	

Local Transport Services

BLocServ / QLOCSEV.INC

Question	Summary	Details of change	Changed	Notes
NearBus	Walking time to nearest	Extra Interviewer instruction	2005	

Question	Summary	Details of change	Changed	Notes
	bus stop.	added		
NearSta	Walking time to railway station	Question wording changed	2003	
		Question wording changed	2005	
BanBus	Banded time taken to get to railway station by bus	Extra Interviewer instruction added	2003	
ClosSta	Tube, metro, light rail or tram closer than railway station	Helpnote added	2003	
		Helpnote altered	2005	
		Question wording changed	2009	
		Answer category added	2009	
BanTBus	Banded bus journey time to tube, metro, light rail or tram	Extra Interviewer instruction added	2003	

Accessibility of Services

Since 2009 all households have been randomly assigned to two sub-groups. Subsample A are asked attitudes to local services questions and subsample B are asked accessibility of services questions.

BAmenity/QAmenity.INC

Question	Summary	Details of change	Changed	Notes
DocWalk	How long to Doctors on foot Asked of Module A only	Helpnote added	2003	
		Deleted	2005	Replaced with AccGP
BanDoc	Approximately how long to doctors on foot	Helpnote added	2003	
		Deleted	2005	Replaced with AccGPK
POWalk	How long to post office on foot Asked of Module B only	Helpnote added	2003	
		Deleted	2005	Replaced with AccPO
BanPO	Approximately how long to post office on foot	Helpnote added	2003	
		Deleted	2005	Replaced with AccPODK
ChemWalk	How long to chemists on foot Asked of Module A only	Helpnote added	2003	

Question	Summary	Details of change	Changed	Notes
		Deleted	2005	Replaced with AccChm
BanChem	Approximately how long to chemists on foot	Helpnote added	2003	
		Deleted	2005	Replaced with AccChmK
GrocWalk	How long to Grocery shop on foot	Helpnote added	2003	
		Deleted	2005	Replaced with AccGro
BanGroc	Approximately how long to Grocery shop on foot	Deleted	2005	Replaced with AccGroK
SCenWalk	How long to Shopping centre on foot Asked of Module B only	Deleted	2005	Replaced with AccShC
BanSCen	Approximately how long to Shopping centre on foot	Deleted	2005	Replaced with AccShCDK
HospWalk	How long to hospital on foot Asked of Module A only	Helpnote added	2003	
		Deleted	2005	Replaced with Acchosp
BanHosp	Approximately how long to hospital on foot	Deleted	2005	Replaced with AcchosK
IntroB	Intro to distance to amenities by bus questions	Deleted	2005	
DocBus	How long to doctors by bus Asked of Module A only	Deleted	2005	Replaced with AccGP
BanDocB	Approximately how long to doctors by bus	Interviewer instruction about codes 6 and 7 added	2003	
		Deleted	2005	Replaced with AccGPK
POBus	How long to PO by bus Asked of Module B only	Deleted	2005	Replaced with AccPO
BanPOB	Approximately how long to PO by bus	Interviewer instruction about codes 6 and 7 added	2003	
		Deleted	2005	Replaced with AccPODK

Question	Summary	Details of change	Changed	Notes
ChemBus	How long to chemist by bus Asked of Module A only	Deleted	2005	Replaced with AccChm
BanChemB	Approximately how long to chemist by bus	Interviewer instruction about codes 6 and 7 added	2003	
		Deleted	2005	Replaced with AccChmK
GrocBus	How long to grocery shop by bus	Deleted	2005	Replaced with AccGroc
BanGrocB	Approximately how long to grocery shop by bus	Interviewer instruction about codes 6 and 7 added	2003	
		Deleted	2005	Replaced with AccGroK
ScenBus	How long to shopping centre by bus Asked of Module B only	Deleted	2005	Replaced with AccShC
BanSCenB	Approximately how long to shopping centre by bus	Interviewer instruction about codes 6 and 7 added	2003	
		Deleted	2005	Replaced with AccShCDK
HospBus	How long to hospital by bus Asked of Module A only	Deleted	2005	Replaced with Acchosp
BanHospB	Approximately how long to hospital by bus	Interviewer instruction about codes 6 and 7 added	2003	
		Deleted	2005	Replaced with AcchosK
IntroA	Intro to accessibility questions	Question text changed from reference to walking to reference to quickest route.	2005	
		Question text changed to refer to walking or public transport, whichever is the quickest.	2009	
		Asked of Random Subsample B only	2009	
AccSch to AccPODK	How long to get to various local amenities	Change in order of questions: Previously: GP, Chemist, Hospital, Shopping Centre, Grocery shop, PO, Primary School, Secondary school, FE college. New: Shopping centre, Grocery shop, GP, Hospital, Primary school, Secondary school, FE college, Chemist, PO	2009	

Question	Summary	Details of change	Changed	Notes
AccShC	How long to get to Shopping Centre	Added: Module A & B	2005	
		Definition of Shopping Centre added.	2006	
		Routing changed to module B only	2008	
		Asked of Random Subsample B only	2009	
		Added definition of Shopping Centre	2009	
AccShcDK	Approximate time to get to Shopping centre	Added : Module A&B	2005	
		Routing changed to module B only	2008	
		Asked of Random Subsample B only	2009	
AccGro	How long to get to Grocery Shop	Added: Module A&B	2005	
		Interviewer Instruction added: 'By groceries we mean daily food items such as bread, milk, tea, coffee, tinned goods etc'	2009	
		Asked of Random Subsample B only	2009	
AccGroDK	Approximate time to get to Grocery Shop	Added: Module A&B	2005	
		Asked of Random Subsample B only	2009	
AccGP	How long to get to GP	Added: Module A & B	2005	
		Asked of Random Subsample B only	2009	
AccGPK	Approximate time to get to GP	Added: Module A & B	2005	
		Asked of Random Subsample B only	2009	
AccHosp	How long to get to Hospital	Added: Module A & B	2005	
		Routing changed to module B only	2008	
		Asked of Random Subsample B only	2009	
AccHosDK	Approximate time to get to Hospital	Added: Module A & B	2005	
		Routing changed to module B only	2008	
		Asked of Random Subsample B only	2009	
AccPM	How long to get to primary school	Added: Module A & B.	2005	

Question	Summary	Details of change	Changed	Notes
		Routing changed to Module B only.	2008	
		Routing changed to if there is a child aged 5-10 at 31 August	2009	
		Asked of Random Subsample B only	2009	
AccPMDK	How long to get Primary School	Added: Modules A & B.	2005	
		Routing changed to Module B only.	2008	
		Routing changed to if there is a child aged 5-10 at 31 August	2009	
		Asked of Random Subsample B only	2009	
Accsec	How long to secondary school	Added: Modules A & B	2005	
		Routing changed to Module B only	2008	
		Routing changed to if there is a child aged 11-15 at 31 August	2009	
		Asked of Random Subsample B only	2009	
AccsecDK	Approximate time to get to Secondary school	Added: Modules A & B	2005	
		Routing changed to Module B only	2008	
		Routing changed to if there is a child aged 11-15 at 31 August	2009	
		Asked of Random Subsample B only	2009	
AccGCSE	How long to get to post-GCSE college	Added: Modules A & B	2005	
		Routing changed from to Module B only	2008	
		Routing changed to if there is a child aged 16-19 at 31 August	2009	
		Asked of Random Subsample B only	2009	
AccGCDK	Approximate time to get to post GCSE college	Added: Module A & B	2005	
		Routing changed to Module B only	2008	
		Routing changed to if there is a child aged 16-19 at 31 August	2009	
		Asked of Random Subsample B only	2009	
AccChm	How long to get to chemist	Added: Module A only	2005	
		Asked of Random Subsample B only	2009	

Question	Summary	Details of change	Changed	Notes
AccChmDK	Approximate time to get to Chemist	Added: Module A only	2005	
		Asked of Random Subsample B only	2009	
AccPO	How long to get to post office	Added: Module A only	2005	
		Asked of Random Subsample B only	2009	
AccPODK	Approximate time to get to post office	Added: Module A only	2005	
		Asked of Random Subsample B only	2009	
Order	Type of goods delivered to home	Helpscreen added	2003	
		Additional answer codes added	2003	
		Deleted	2005	
		Reintroduced for Module A only.	2008	
		Deleted	2009	Replaced with OrderN
OrderN	Type of goods delivered to home	Added Additional interviewer instruction. Additional and altered answer categories. Asked all years.	2009	
Deliv	Frequency of home deliveries	Deleted	2005	
		Reintroduced for Module A only	2008	
		Question wording changed	2009	
		Changed to ask all	2009	
LastD	Last thing ordered by post, phone, or internet.	Additional answer codes added.	2003	
		Deleted	2005	
		Reintroduced for Module A only.	2008	
		Deleted	2009	Replaced with LastDN
xLastD	Other verbatim of LastD	Deleted	2003	
		Reintroduced for Module A only	2008	
		Deleted	2009	Replaced with XLastDN
LastDN	What was the last delivery to home	Added Additional and altered answer categories. Asked all years.	2009	
		Routing changed: if more than one item recorded at OrderN	2010	
XLastDN	Other verbatim of LastDN	Added	2009	
HowOrd	How was last delivery	Deleted	2005	

Question	Summary	Details of change	Changed	Notes
	ordered?			
		Reintroduced for Module A only	2008	
		Asked all years	2009	
DelMethN	How was last order delivered	Added	2009	
		Answer category added	2010	
		Interviewer note added	2010	
Delvisit	Whether visited shop first	Added	2009	
		Question wording changed	2010	
		Answer category added	2011	
HowB	How would have bought the last delivery, if not delivered to house	Answer categories changed	2003	
		Deleted	2005	
		Reintroduced for Module A only	2008	
		Deleted	2009	Replaced with HowBN
XHowB	Verbatim other answer for HowB	Deleted	2005	
		Reintroduced for Module A only	2008	
		Deleted	2009	Replaced with XHowBN
HowBN	How would have bought the last delivery, if not delivered to house	Added	2009	
xHowBN	Verbatim other answer for HowBN	Added. Additional and altered answer categories.	2009	
HowSpec	Whether would have made a specific trip to get item if it was not delivered	Added	2009	
		Question wording changed	2010	
		Answer category changed	2010	
TravSpec	How would have travelled to get it	Added	2009	
XTravSpec	Verbatim other answer for TravSpec	Added	2009	
WhoSHop	Who does main food shopping	Changed question wording	2009	

Attitudes to Local Services

BAttitud / QATTITUD.INC

Question	Summary	Details of change	Changed	Notes
SatServ to FrqMetro	Satisfaction with local transport services	Block of questions moved to after BanTBus. Previously situated at end of the	2009	

Question	Summary	Details of change	Changed	Notes
		Household block (after WhoBlue)		
Attintro	Intro to attitude questions Asked of Module A only	Deleted	2004	
SatServ	Satisfaction with local buses	Added: Module A	2004	
		Asked every year of Random Subsample A only	2009	
Reliabus	Reliability of local buses Asked of Module A only	Question wording changed	2004	
		Asked every year of Random Subsample A only	2009	
FrqBus	Frequency of local buses	Asked every year of Random Subsample A only	2009	
TrainSat	Satisfaction with train/underground/metro/light rail/tram	Added Asked every year of Random Subsample A only	2009	
RelMetro	Reliability of train/underground/metro/light rail/tram	Asked every year of Random Subsample A only	2009	
FrqMetro	Frequency of train/underground/metro/light rail/tram	Asked every year of Random Subsample A only	2009	
Integr	Availability of combined rail and bus tickets Asked of Module A only	Deleted	2006	
Cyclane	Provision of cycle lanes/paths locally	Deleted	2006	
		Added Asked of Module A	2010	
		Question wording changed	2011	
		Routing changed to ask all	2011	
Pavement	Condition of pavements locally	Deleted	2006	
		Added Asked of Module A	2010	
		Routing changed to ask all	2011	

Children's Travel to School

BChTrav / QTCHTRAV.INC

Question	Summary	Details of change	Changed	Notes
All questions in block		Asked about children aged 5-16 (previously asked about children aged 7-13)	2009	
Schlnt	Intro to school travel	Asked about children aged 5-16 (previously asked about children	2009	

Question	Summary	Details of change	Changed	Notes
		aged 7-13)		
Schdly	Does the child make a daily journey to school?	Asked about children aged 5-16 (previously asked about children aged 7-13)	2009	
		Additional answer category	2009	
Schfar	How far is child's school (unit of measurement)	Answer categories changed	2004	
		Deleted	2007	
SChMins	How far is school in minutes	Deleted	2004	
SchMil	How far is school in miles	Deleted	2007	
SchKm	How far is school in KM	Deleted	2007	
SchYard	How far is school in Yards	Deleted	2007	
SchM	How far is school in metres	Deleted	2007	
TravSc	How child usually travels to school	Asked about children aged 5-16 (previously asked about children aged 7-13)	2009	
		Interviewer instruction added	2003	
XTravSc	Verbatim other method of travel from TravSc	Asked about children aged 5-16 (previously asked about children aged 7-13)	2009	
TravScW	Does child share lift to school with another child	Added	2008	
		Asked about children aged 5-16 (previously asked about children aged 7-13)	2009	
		Addition to interviewer note	2009	
Accad	Usually accompanied to school?	Asked about children aged 5-13 (previously asked about children aged 7-13)	2009	
		Asked odd years only	2009	
NotAlw1	Why is child not allowed to travel without adult	Answer categories changed	2005	
		Question wording changed	2009	
		Asked about children aged 5-13 (previously asked about children aged 7-13)	2009	
		Asked odd years only	2009	
xNotAlw1	Other verbatim reason from NotAlw1	Asked about children aged 5-13 (previously asked about children aged 7-13)	2009	
		Asked odd years only	2009	
AgeAlw	What age first allowed to travel unaccompanied	Deleted	2009	
NotAlw2	Why was child not allowed to travel without adult	Answer categories changed	2005	

Question	Summary	Details of change	Changed	Notes
		Deleted	2009	
XnotAIW2	Other verbatim reason from NotAlw2	Deleted 2009	2009	
Roads	Whether child allowed to cross roads alone	Asked about children aged 5-13 (previously asked about children aged 7-13)	2009	
		Asked odd years only	2009	
MainRd	What kind of roads child is allowed to cross	Asked about children aged 5-13 (previously asked about children aged 7-13)	2009	
		Asked odd years only	2009	
Howsch	How travels home from school	Added (odd years only)	2009	
xHowsch	Other way of travelling home from school	Added (odd years only)	2009	

Vehicle Grid

BVehNum.QVehNum.INC

Question	Summary	Details of change	Changed	Notes
CarPool	House use carpool car?	Helpnote added	2003	
UseVcl	Continuous use of vehicles	Question text changed	2004	
		Interviewer note added	2006	
		Interviewer instruction changed	2009	
BrokenV	Any broken down vehicles that will be used	Helpnote added	2003	
NoPlveh	Number of vehicles	Question text changed	2003	
NewVeh	Any new vehicles since end of travel week	Interviewer instruction changed	2009	

BVehTab/ QTVEHTAB.INC

Question	Summary	Details of change	Changed	Notes
Make	Make of vehicle	Question text changed	2003	
Model	Model of vehicle	Question text changed	2003	
ModSpec	Specification of model	Question text changed	2003	
TypeVcl	Whether car, lightvan, motorcycle or other	Deleted	2004	Imputed from TypeVcl2
CarType	Whether 4 wheel, 3 wheel or other	Question text changed	2003	
		Deleted	2004	Imputed from TypeVcl2
BikeType	Whether motorcycle, motorcycle with sidecar or other	Deleted	2004	Imputed from TypeVcl2

Question	Summary	Details of change	Changed	Notes
OthType	Whether 4 wheel drive, light van, some other can, minibus or other	Question text changed	2003	
		Deleted	2004	Imputed from TypeVcl2
TypeVcl2	Type of vehicle	Added Answer categories changed Interviewer instruction added	2004 2012	
CompCar	Which business mileage band for car	Deleted	Mid 2002	
Xcompcar	Why business mileage band does not apply	Deleted	Mid 2002	
Privvcl	Whether privately owned or not	Routing changed	2004	
		Question text changed	2009	
HmnDriv	Who is the main driver of vehicle	Question text changed	2003	
BlueBdg	Whether anyone in house as a blue badge	Added	2008	
WhoBlue	Who has a blue badge	Added	2008	

Individual Questionnaire

The individual questionnaire was changed in 2009 to allow 5 people per session rather than 4.

Introductory Questions

Session.NTS

Question	Summary	Details of change	Changed	Notes
IndInt	Intro to individual questions	Added	2009	

Disabilities that affect travel

BDisab / QTDisab.NTS

Question	Summary	Details of change	Changed	Notes
Diffoot	Any disability that makes difficult to go out on foot?	Deleted	2007	
Mobdiff	Any disability that makes it difficult to go by foot, car, or bus	Added	2007	
		Question text changed	2008	

Question	Summary	Details of change	Changed	Notes
OthDis	Any other disability	Added	2007	
Footout	Whether go out on foot at all	Changed question wording	2009	
PowWhl	Whether have wheelchair	Added	2005	
		Deleted	2009	Replaced with WhlAid
WhlAid	Whether have wheelchair, scooter or walking stick	Added Even years only	2009	
		Answer category added	2010	
PowWhuse	How often use wheelchair etc	Added	2005	
		Question wording changed	2009	
		Asked Even years only	2009	
PwWhopen	Why not use wheelchair much	Added	2005	
		Deleted	2009	
MobSct	Whether have scooter	Added	2005	
		Deleted	2009	Replaced with WhlAid
MobScuse	How often use scooter	Added	2005	
		Deleted	2009	
MobOpen	Why not use scooter much	Added	2005	
		Deleted	2009	
DifBus	Whether have disability that makes difficult to use bus	Interviewer instruction added	2003	
		Deleted	2007	
DifBusY	How is it a problem to use buses	Answer codes changed	2003	
		Changed question wording	2009	
DifCar	Whether have disability that makes it difficult to use car	Deleted	2007	
SpecTr	Special transport aware of	Even years only	2009	
XSpecTr	Other special transport aware of	Even years only	2009	
SpecUs	Whether use special transport	Added Even years only	2009	
		Interviewer instruction added	2010	
		Answer category added	2011	
		Interviewer instruction deleted	2011	
XSpecUs	Other special transport	Added	2009	

Question	Summary	Details of change	Changed	Notes
	used	Even years only		
		Interviewer instruction added	2010	
		Interviewer instruction deleted	2011	
Leahous	Did you leave house yesterday?	Added	2005	
		Deleted	2009	
QLeahous	How many times left house	Added	2005	
		Deleted	2009	
NotLea	Why did not leave house	Added	2005	
		Deleted	2009	

Methods of Transports Used

Bmethod/ QTMethod.INC

Question	Summary	Details of change	Changed	Notes
IntroC	Intro to method of transport section	Question wording changed – only walking	2004	
		Asked odd years only. Routing changed	2004	
		Question wording changed – all methods of transport	2005	
		Question wording changed	2009	
PrivCar	How often by car	Added	2009	
OrdBus	How often by bus	Asked all years	2005	
		Changed question wording	2009	
		Change in routing	2009	
Coach	How often by coach	Asked all years	2009	
Train	How often by train	Asked all years	2009	
TaxiCab	How often by taxi or minicab	Asked all years	2009	
Plane	How often internal flight	Asked all years	2005	
		Changed question wording	2009	
Bicycle	How often by bike	Asked all years	2005	
		Moved to after Cycle12	2009	
Walk	How often 20 mins or more	Interviewer instruction added	2003	
WhWalk	Where you walked on last walk	Changed from Read Out to Showcard	2003	
		Deleted	2009	
xWhWalk	Other place walked on last walk	Deleted	2009	
FarWalk	How long last walk took	Deleted	2009	
DistWalk	How far last walk was	Deleted	2009	
TrWalk	Whether had to travel to get to start of walk	Deleted	2009	

Question	Summary	Details of change	Changed	Notes
HtrWalk	How travelled to start of walk	Deleted	2009	
XHtrWalk	Other method of travel to start	Deleted	2009	

Cycling

BCycle/ QTCycle.INC

Question	Summary	Details of change	Changed	Notes
Bicycle	How often ride a bike	Moved from Tmethod block	2009	
		Asked if aged 5 or older and cycled in the last 12 months	2009	
		Answer category removed	2011	
CycRoute	Where cycle	Changed from Read Out to Showcard	2003	

Children as front/rear passengers

BCarPas / QTCarPas.INC

Question	Summary	Details of change	Changed	Notes
CarPass	Where child sits in the car	Added	2007	
		Odd years only	2009	

Driving Licences

BDrLic / QTDrLic.INC

Question	Summary	Details of change	Changed	Notes
LicChk	Code whether Intr checked licence	Deleted	2007	
VehUsu	Which car in household usually driven by respondent	Additional answer category	2003	
NoDriv95	Why respondent no longer drives	Deleted	2009	Replaced with NoDrivN
NoDrivN	Why respondent no longer drives	Added	2009	
NoLic95	Why no longer holds licence	Deleted	2009	Replaced with NoLicN
XNoLic95	Other reason why no longer holds licence	Deleted	2009	Replaced with xNoLicN

Question	Summary	Details of change	Changed	Notes
NoLicN	Why no longer holds licence	Added	2009	
XNoLicN	Other reason why no longer holds licence	Added	2009	
ProTyp95	Type of vehicles provisional licence is for	Additional answer category	2008	
PDrivSt	Whether learning to drive	Added	2006	
DrivLik	Whether likely to learn to drive in the future	Added	2006	
ResNdr	Why respondent does not drive	Added	2006	
		Deleted	2009	Replaced with ResNDN
XResNdr	Other reason from ResNdr	Added	2006	
		Deleted	2009	Replaced with xResNDN
ResNDN	Why respondent does not drive	Added	2009	
XResNDN	Other reason from ResNdr	Added	2009	
ResNdrM	Main reason why not driving	Added	2006	
		Deleted	2009	Replaced with ResNDNM
XResNdrM	Other reason for not driving	Added	2006	
		Deleted	2009	
ResNDNM	Main reason why not driving	Added	2009	
XResNDNM	Other reason from ResNDNM	Added	2009	

Education, Paid work and Journey Planning

BILO / QTILO.INC

Question	Summary	Details of change	Changed	Notes
TDirPriv	What used to plan journey by private transport	Added	2004	
		Changed answer categories	2005	
		Deleted	2006	
XTDirPr	Other answer from TDirPriv	Added	2004	

Question	Summary	Details of change	Changed	Notes
		Deleted	2006	
TDirPub	What used to plan journey by public transport	Added	2004	
		Changed answer categories	2005	
		Deleted	2006	
XDirP	Other answer from TDirPub	Added	2004	
		Deleted	2006	

BEDUC / QTEduc.INC

Question	Summary	Details of change	Changed	Notes
EdAttn1	Whether has educational quals	Added	2005	
EdAttn2	Whether has vocational or work-related quals	Added	2005	
EdAttn3	Degree level or another	Added	2005	
HowLong	How long looking for work or training scheme	Added	2004	
		Deleted	2009	Replaced with EducN
EducFT	Whether in FT education	Deleted	2009	
EducN	Whether in education either FT or PT	Added	2009	

Transport related barriers to work

BTrEmp / QTTrEmp.INC

Question	Summary	Details of change	Changed	Notes
PrbJob	Whether turned down job due to transport	Deleted	2009	Replaced with PrbJobN
PrbJobN	Whether turned down job due to transport	Added (Asked of all aged 16 to 70).	2009	
Prbtyp1	What problems with transport	Routing changed (Asked of all aged 16 to 70)	2009	
PrbNow	Whether has transport barriers to work now	Deleted	2009	
PrbSame	Whether problems same	Deleted	2009	
PrbTyp2	What problems with transport	Deleted	2009	
XPrbTyp2	Other answer from PrbTyp2	Deleted	2009	

Last Paid Job

BLastJb / QTLastJb.INC

Question	Summary	Details of change	Changed	Notes
DtJbL	Date left last job	Interviewer instruction added	2003	

Main Job Details

TMainJb / QTMainJb.INC

BMainJb

Question	Summary	Details of change	Changed	Notes
SENo	Number of employees as self employed	Answer categories changed	2003	

TTrBen / QTTrBen.INC

BTrBen

Question	Summary	Details of change	Changed	Notes
TrBen	Whether employees get travel benefits	Change to answer categories	2003	
		Deleted	2004	
XTrBEn	Other answers from TrBen	Deleted	2004	
TrBenU	Whether respondent gets travel benefits from employer	Change to answer categories	2003	
		Deleted	2005	
XTrBENU	Other answer from TrBenU	Deleted	2005	
UseBust	Whether uses cut price bus tickets	Deleted	2005	
UseTrnT	Whether uses cut price train tickets	Deleted	2005	
UseLoan	Whether uses season ticket loan	Deleted	2005	
UsePL	Whether uses parking loan	Deleted	2005	
UseFP	Whether use cut price or free parking	Deleted	2005	
UseWrkB	Whether uses special bus	Deleted	2005	
CarAlt	Whether alternative to company car offered	Deleted	2005	
CarCh	Whether chose alternative	Deleted	2005	
CarAltA	Check whether accepted company car offer	Added	2004	
		Deleted	2005	

Income

TIncme / QTIncme.INC

BIncme

Question	Summary	Details of change	Changed	Notes
Incme	Whether receive income from any source	Question changed to Yes or No answer	2004	

Location of work

TWorkPI / QTWorkPI.INC

BWorkPI

Question	Summary	Details of change	Changed	Notes
Wkplace	Usual place of work	Change to question text	2009	
WkCode	Place of work from look up file	Deleted	2007	
XWkCode	Other place of work if not listed in lookup file	Deleted	2007	
WkRef	Place of work (from gazetteer)	Added	2007	
WkLon	Whether work is near central London	Deleted	2007	
WkAdd1	Work address line 1	Added	2008	
WkAdd2	Work address line 2	Added	2008	
WkAdd3	Work address line 3	Added	2008	
WkAdd4	Work address line 4	Added	2008	
WkPC	Work postcode	Added	2008	
WkKnow	Whether knew work address or looked it up	Added	2008	

Travel to work

TWkMeth / QTWkMeth.INC

BWkMeth

Question	Summary	Details of change	Changed	Notes
WkRoad	Usual roads to work	Added	2008	
		Odd years only	2009	
XWkRoad	Other roads used	Added	2008	
		Odd years only	2009	
WkDrive	Whether driver or not	Odd years only	2009	
WkLift	Whether give lifts or not	Added	2009	
		Odd years only.		
		Interviewer note added	2010	
ParkWrk	Where park at work	Added	2007	

Question	Summary	Details of change	Changed	Notes
		Odd years only	2009	
WkVEH	Whether house regularly uses the car used to travel to work	Deleted	2004	

Working at home

TWkHome / QTWkHome.INC

BWkHome

Question	Summary	Details of change	Changed	Notes
WkHome	Did you work at home at all in last week?	Deleted	2009	
Homeday	Which day usually work at home	Deleted	2009	Replaced with HomeDayN
HomedayN	Which day usually work at home	Added Now asked if works at home once a month or more often Additional and altered answer categories	2009	
Posshom	Is it possible to work from home	Deleted	2009	Replaced with PossHmN
PosshmN	Check whether any work can be done at home	Added Now asked if works at home less than once or twice a year Question wording changed	2009	
WkMuch	How much of work could do at home	Added	2009	
OftHome	How often work at home	Moved to start of block. Asked before HomeDayN	2009	
		Question wording changed	2009	
		Interviewer note changed	2010	
		Interviewer note changed	2011	
YnotWkH	Why do not work from home	Deleted	2009	Replaced with YNotWkHN
XYNotWkH	Other answer from YNotWkH	Deleted	2009	Replaced with XYNotWkHN
YnotWkHN	Why do not work from home	Added Now asked if works at home once or twice a year or more or could work from home Additional answer categories	2009	
XYNotWkHN	Other answer from	Added	2009	

Question	Summary	Details of change	Changed	Notes
	YNotWkHN			
TelComp	Use telephone when working at home	Deleted	2009	Replaced with WkTech
PossTel	Possible to work from home without telephone	Deleted	2009	Replaced with WkTech
PossComp	Possible to work from home without computer	Deleted	2009	Replaced with WkTech
WkTech	What equipment needed to work from home	Added	2009	

Ease/Difficulty of travelling to work

TWkDiff / QTWkDiff.INC

BWkDiff

Question	Summary	Details of change	Changed	Notes
CarW	What problems travelling to work by car – intro question	Answer categories changed	2004	
		Change to question wording	2009	
CarWM	Main problem travelling to work by car	Answer categories changed	2004	
CarSeas	How easy to travel to work a different way other than car	Added	2009	
		Interviewer note added	2010	
		Question wording and interviewer instruction changed	2011	
WorkNew	How would go to work instead of usual method	Added	2009	
XWorkNew	Other mode of travel to work if could not use normal method	Added	2010	
CarWeas	How easy to travel to work a different way other than car	Answer categories changed	2003	
		Deleted	2004	
CarWy	Why would be difficult to use different method of transport to work other than car	Answer Categories changed	2003	
		Deleted	2004	
xCarWy	Other Answer from	Deleted	2004	

Question	Summary	Details of change	Changed	Notes
	CarWY			
CarWyM	Main reason why would be difficult to travel to work by a different method other than car	Answer categories changed	2003	
		Deleted	2004	
XCarWyM	Other reasons from CarWyM	Deleted	2004	
OthW	Any difficulties travelling to work by other methods	Answer categories changed	2003	
		Change to question wording	2009	
OthWM	Main difficulty travelling to work by other methods	Answer categories changed	2003	
CarWN	Any cars stay at home while at work	Deleted	2004	
CarWNY	Why do not use car to go to work	Deleted	2004	
XCarWNY	Other reason from CarWNY	Deleted	2004	
CarWNYM	Main reason do not use car to go to work	Deleted	2004	
XCarWNYM	Other reason from CarWNYM	Deleted	2004	

Shopping

TShDiff

Question	Summary	Details of change	Changed	Notes
FdShp	How does food shopping	Added	2009	
		Interviewer note added	2010	
FdDel	How often food delivered to home	Added	2009	
FdFreq	How often go to food shop	Added	2009	
Travsh	Method of travel to shops	Answer categories changed	2008	
		Change to routing	2009	
Delstrt	When started having shopping delivered	Added	2009	
		Interviewer note added	2010	
Cars	What difficulties doing shopping by car	Answer categories changed	2003	

Question	Summary	Details of change	Changed	Notes
CarsM	Main difficulty doing shopping by car	Answer categories changed	2003	
ShpEas	How easy to do shopping by another method other than car	Added	2009	
		Question wording changed	2011	
		Interviewer Instruction added	2011	
ShpTro	How would do shopping if not by car	Added	2009	
		Deleted	2010	Replaced with ShpTroN and ShpTrans
ShpTroN	How would do shopping if not by car	Added	2010	
ShpTrans	Mode of transport for shopping if not by car	Added	2010	
XshpTran	Other mode of transport for shopping	Added	2010	
CarSeas	How easy to do shopping by another method other than car	Interviewer instruction added	2003	
		Deleted	2004	Replaced with ShpEas in 2009
CarsY	Why would be difficult to do shopping without car	Answer categories changed	2003	
		Deleted	2004	
xCarsY	Other answer from CarsY	Deleted	2004	
CarsYM	Main reason would be difficult to do shopping without car	Answer categories changed	2003	
		Deleted	2004	
xCarsYM	Other reason from CarsYM	Deleted	2004	
OthS	What difficulties doing shopping by other mode of transport	Routing changed	2008	
CarsN	Whether a car is not used to go shopping	Deleted	2004	

Question	Summary	Details of change	Changed	Notes
CarsNY	Why car is not used	Deleted	2004	
xCarsNY	other answer from CarsNY	Answer categories changed	2003	
		Deleted	2004	
CarsNYM	Main reason why car is not used to go shopping	Answer categories changed	2003	
		Deleted	2004	
xCarsNYM	Other answer from CarsNYM	Deleted	2004	

Transport Difficulties

TDemTr

Question	Summary	Details of change	Changed	Notes
Whole block		Asked even years only	2009	
OthDif	Types of journeys have transport difficulties with	Deleted	2009	Replaced with OthDifN
xOthDif	Other journeys have transport difficulties with	Even years only	2009	
OthDifN	Types of journeys have transport difficulties with	Added Even years only Additional answer category	2009	
		Change to allow for up to 7 answers to be recorded	2011	
YDiff1	Difficulties getting to doctors	Question wording changed	2009	
		Even years only	2009	
XYDiff1	Other difficulties travelling to doctors	Even years only	2009	
YDiffH	Difficulties with getting to hospital	Added Even years only	2009	
XYDiffH	Other difficulties with getting to hospital	Added Even years only	2009	
YDiff2	Difficulties visiting friends/relatives	Even years only	2009	
XYDiff2	Other difficulties visiting friends/relatives	Even years only	2009	
YDiff3	Difficulties travelling to social activities	Even years only	2009	
XYDiff3	Other difficulties travelling to social activities	Even years only	2009	
YDiff4	Difficulties getting children to school	Question wording changed	2009	

Question	Summary	Details of change	Changed	Notes
		Even years only	2009	
XYDiff4	Other difficulties getting children to school	Even years only	2009	
YDiff5	Difficulties travelling to school/college/university	Even years only	2009	
XYDiff5	Other difficulties travelling to school/college/university	Even years only	2009	
YDiff6	Difficulties travelling for other purposes	Even years only	2009	
XYDiff6	Other difficulties travelling for other purposes	Even years only	2009	

Road Accidents - Adults

BAccid / QAccid.INC

Question	Summary	Details of change	Changed	Notes
AccInt	Road accidents introduction	Added	2007	
		Question wording changed	2008	
Accident	Any accidents in last 3 years	Added	2007	
		Question wording changed	2008	
Acc3Yr	How many accidents in last 3 years	Added	2007	
Acc12Mn	How many accidents in last 12 months	Added	2007	
Injury3	Any injuries in accidents in last 3 years	Added	2007	
		Question wording changed	2010	
		Interviewer instruction changed	2011	
Acc3Inj	How many injuries in accidents in last 3 years	Added	2007	
Acc12Inj	How many injuries in accidents in last 12 months	Added	2007	
		Routing amended: Addition of brackets. Asked if injured in last 3 yrs and in accident in last 12 months ((Acc3Inj > 0) OR (Acc3Inj = DK)) AND ((Injury3 = YES) AND (Acc12Mn > 0))	2011	
AccInt2	Introduction to questions on details of accidents	Added	2007	
Incident	Transport at time of accident	Added	2007	
Injury	Injuries sustained in	Added	2007	

Question	Summary	Details of change	Changed	Notes
	accident			
XInjury	Other injuries sustained in accident	Added	2007	
Medical	Medical treatment received for injuries	Added	2007	
XMedical	Other medical treatment received for injuries	Added	2007	
OthVeh	Other vehicles/pedestrians involved in accident	Added	2007	
		Interviewer instruction to code all that apply added.	2009	
Police	Whether the police attended accident	Added	2007	
Report	Whether accident was reported to the police	Added	2007	

Road Accidents - Children

BChildAcc / QChAcc.INC

Question	Summary	Details of change	Changed	Notes
ChildAcc1	Introduction to child accident questions	Added	2010	
ChildAcc2	Whether child in road accident in last 3 years	Added	2010	
ChildWh1	Which children in accident	Added	2010	

BSubAcc / QChAcc.INC

Question	Summary	Details of change	Changed	Notes
CAcc3Yr	Number of accidents involved in last 3 years	Added	2010	
CAcc12Mn	Number of accidents involved in last 12 months	Added	2010	
CInjury3	Whether injured in accident in last 3 years	Added	2010	
		Interviewer instruction changed	2011	
CAcc3Inj	Number of accidents injured in last 3 years	Added	2010	
CAcc12Inj	Number of accidents injured in last 12 months	Added	2010	

Special Tickets

BNoTick

Question	Summary	Details of change	Changed	Notes
----------	---------	-------------------	---------	-------

Question	Summary	Details of change	Changed	Notes
StckT	Whether has special ticket or pass	Extra interviewer note added	2003	
		Extra interviewer note added	2005	
		Question wording changed	2009	

BTicket

Question	Summary	Details of change	Changed	Notes
SpecTk	Type of ticket	Answer categories changed	2005	
TkMode	Transport modes covered by ticket	Answer categories changed	2005	
MoMIs	Transport modes covered by combined tickets	Question wording changed	2003	

Long Distance Journeys

TWhoLDJ / QTWhoLDJ.INC

BWhoLDJ

Question	Summary	Details of change	Changed	Notes
IntPlane	How many times left country by plane	Added	2006	
		Interviewer instruction added	2008	
AnyLDJ1	Whether made any long distance journeys in last week	Question wording changed	2006	
AnyLDJ2	LDJs at pick-up	Deleted	2006	

QLDJINT.INC

BLDJINT

Question	Summary	Details of change	Changed	Notes
LStop	Reminder to complete long distance journey details later	Added	2003	
		Deleted	2006	
LDJInt	Long distance journey introduction	Question wording changed (not recorded in technical reports): From: Do you want to record NAME's journeys now or later? To: Press enter to begin recording journeys made by NAME.	2006	
		Routing change: Previously: routed from AnyLDJ2 In 2006: asked if AnyLDJ1=1.	2006	

TLDJQs / QTLDJQs.INC

BLDJQs

Question	Summary	Details of change	Changed	Notes
All Long Distance Journeys		Program can now only manage a maximum of 30 long distance journeys	2009	
LDJ	Long distance journey number	Routing changed (not recorded in technical report): Previously: routed from AnyLDJ2 In 2006: asked if AnyLDJ1=1.	2006	
LDJDate	Long distance journey date	Routing changed (not recorded in technical report): Previously: routed from AnyLDJ2 In 2006: asked if AnyLDJ1=1.	2006	
RepJR	Journey number of return journey of other person	Added	2003	
Orig	Place journey began	Reference to showcard deleted	2007	
		Deleted	2007	Replaced with OrigRef
OrigRef	Place journey began	Added	2007	
Purpto	Purpose of journey	Interviewer note added	2010	
PurpFro	Where journey started from	Interviewer note added	2010	
Dest	Place journey ended	Interviewer instruction added	2003	
		Reference to showcard deleted	2007	
		Deleted	2007	Replaced with DestRef
DestRef	Place journey ended	Added	2007	

End on Individual Interview

TEndInd/ QTEndInd.INC
BEndInd

Question	Summary	Details of change	Changed	Notes
EndInd	End of individual interview	Deleted	2003	

Follow-up

BFollup.INC
BFollowUp

Question	Summary	Details of change	Changed	Notes
FollowUp	Agrees to be contacted for follow-up studies	Added	2006	
		Question wording changed	2007	
		Interviewer note added	2007	
		Question wording changed	2009	

Question	Summary	Details of change	Changed	Notes
Ttl	Title	Added	2007	
		Question moved to Admin Block	2008	
ForNam	First name	Added	2007	
		Question moved to Admin Block	2008	
SurNam	Surname	Added	2007	
		Question moved to Admin Block	2008	
TelNoH	Telephone number	Added	2007	
TelNoM	Alternative telephone number	Added	2007	

Individual Pick Up

TPickUp / QTPICKUP.INC

BPickUp

Question	Summary	Details of change	Changed	Notes
LStop1	Reminder to complete details of long distance journeys later	Added	2003	
		Deleted	2006	
StckPic	Any new special tickets	Interviewer instructions added	2003	
		Interviewer instructions added	2005	
		Question wording changed	2006	
LicChk	Whether driving licence seen/consulted	Deleted	2007	
DLAge	Age obtained full licence if got between placemen and pick-up interview	Routing changed to be asked only if respondent has had a birthday since the placement interview	2010	
AnyLDJP	Whether any long distance journeys made	Deleted	2006	
Long2	Longest journey under 50 miles	Deleted	2006	
LDJDisp	Interviewer instruction to select session	Added	2003	
		Deleted	2006	
YPDQ	Whether coding playing in street now or later	Interviewer instruction deleted	2003	
LStop2	Reminder to complete details of time spent playing in the street later	Added	2003	
Instreet	Whether spent time	Question wording changed	2003	

Question	Summary	Details of change	Changed	Notes
	in street			
Start1	Start of first period in street	Question wording changed	2003	
		Question wording changed	2004	
End1	End of first period in street	Question wording changed	2003	
		Question wording changed	2004	
Start2	Start of second period in street	Question wording changed	2003	
		Question wording changed	2004	
End2	End of second period in street	Question wording changed	2003	
		Question wording changed	2004	
Start3	Start of third period in street	Question wording changed	2003	
		Question wording changed	2004	
End3	End of third period in street	Question wording changed	2003	
		Question wording changed	2004	
Start4	Start of fourth period in street	Question wording changed	2003	
		Question wording changed	2004	
End4	End of fourth period in street	Question wording changed	2003	
		Question wording changed	2004	
Start5	Start of fifth period in street	Question wording changed	2003	
		Question wording changed	2004	
End5	End of fifth period in street	Question wording changed	2003	
		Question wording changed	2004	

Vehicle Questionnaire

Registration Number

BVehInt

Question	Summary	Details of change	Changed	Notes
LStop	Reminder to complete vehicle questionnaire later	Added	2003	
RegIntr	Whether willing to give registration number	Answer categories changed	2003	
		Helpnote added	2005	
Personal	Whether registration personalised or cherished	Question moved to before VRegNo1	2010	
		Routing Changed to only be	2011	

Question	Summary	Details of change	Changed	Notes
		asked if willing to give registration number (RegIntr=1)		
		Routing changed: asked of all who give registration details (RegIntr = 1)	2010	
VRegNo1	Registration number	Answer field changed to allow personalised number plates	2010	
RegExpl	Whether registration number can be passed to DVLA	Question wording changed	2004	
		Question wording changed	2010	
Leaded	Whether engine uses unleaded petrol	Deleted	2004	

BVMake

Question	Summary	Details of change	Changed	Notes
LogBook	Whether logbook seen /consulted	Deleted	2007	
LogBook2	Interviewer note to suggest respondent gets log book	Added	2007	
SimReg	Format of registration number	Question wording changed	2003	
WhatNum	Number denoting year of registration	Question wording changed	2003	

Vehicle Details

BVMake

Question	Summary	Details of change	Changed	Notes
TaxCl	Taxation class of vehicle	Question wording changed	2003	
		Deleted	2007	
XTaxCl	Other taxation class	Deleted	2007	
CarCoding	Coding of car make, model and specification	Routing changed	2003	

BEngFTS

Question	Summary	Details of change	Changed	Notes
EnSize	Engine size	Routing changed	2004	
		Routing changed	2007	
BEnSize	Banded engine size	Routing changed	2004	
		Routing changed	2007	
IntQust	Fuel tank size to be entered in litres or gallons	Delete	2012	
TankLtr	Fuel tank size in litres	Delete	2012	
TankGal	Fuel tank size in gallons	Delete	2012	

Parking

BPark

Question	Summary	Details of change	Changed	Notes
WherePk	Where is car usually parked overnight	Deleted	2004	
		Added	2007	
XWherePk	Other place car is usually parked	Deleted	2004	
		Added	2007	
HowFar	How far away from property is car parked	Deleted	2004	
HowFar2	How many metres/yards is car parked away from property	Deleted	2004	
HowFrMin	Time taken to walk from property to vehicle	Deleted	2004	
IfPay	Any parking costs where vehicle is parked overnight	Deleted	2004	
TypePay	Type of payment made for parking	Deleted	2004	
XTypePay	Other type of payment made for parking	Deleted	2004	
AnnFee	Cost of annual parking fee	Deleted	2004	

Company Car

BComCar

Question	Summary	Details of change	Changed	Notes
HHReg	Vehicle registered to household member	Question wording changed	2004	

Mileage

BMILEAG

Question	Summary	Details of change	Changed	Notes
Deliver	Vehicle used to deliver goods in the course of work	Deleted	2007	
HowOft	How often vehicle used to deliver goods	Deleted	2007	
NumTrips	Number of delivery stops on most recent day vehicle used for deliveries.	Deleted	2007	
OutNI	Whether vehicle has been driven in Northern Ireland in last year	Deleted	2006	
MileNI	Number of miles driven in Northern Ireland on last	Deleted	2006	

Question	Summary	Details of change	Changed	Notes
	trip			
PurpNI	Purpose of trip to Northern Ireland	Deleted	2006	
NIOther	Other purpose of trip to Northern Ireland	Deleted	2006	
SatNav	Satellite navigation technology	Added	2008	
		Deleted	2009	Replaced by SatNavN
SatNavN	Satellite navigation technology	Added	2009	

Vehicle Pick Up Interview

TVPickU

Question	Summary	Details of change	Changed	Notes
LStop	Whether fuel gauge details are to be completed now or later	Added	2003	
		Delete	2012	
FuelPds	Amount paid for fuel	Question wording changed	2010	
		Delete	2012	
FuelNow	Does interviewer want complete the fuel gauge details now	Delete	2012	
VFuelNow		Delete	2012	
AnyFuel	Any fuel entered into fuel grid on chart	Delete	2012	
IntQust1	Code if amount is in litres or gallons	Delete	2012	
FuelLtr	Amount of fuel in litres	Delete	2012	
FuelGal	Amount of fuel in gallons	Delete	2012	
FGauge	Check first fuel gauge reading	Delete	2012	
FFGRead	Enter first fuel gauge reading	Delete	2012	
LGauge	Check last fuel gauge reading	Delete	2012	
LFGRead	Enter last fuel gauge reading	Delete	2012	
StikFul	Fuel gauge indicator 'sticking' at full	Delete	2012	
Stikeml	Fuel gauge indicator is 'empty' when still contains fuel	Delete	2012	
StikFul2	StikFul check	Delete	2012	

Question	Summary	Details of change	Changed	Notes
Stikeml2	Stikml check	Delete	2012	

Admin Block

Question	Summary	Details of change	Changed	Notes
Thank	End of placement interview	Additional interviewer instruction	May-Oct 2009	
IncGiv	Incentive given?	Added	May-Oct 2009	
IncGivS	Reminder to give vouchers	Added	May-Oct 2009	
PUResp	Intro to further contact questions	Added	2005	
		Deleted	2006	
DiaryTyp	How to make diary easier	Added	2005	
		Deleted	2006	
FurthCon	Whether ok to contact again	Added	2005	
		Deleted	2006	
OthCntc	Whether ok for another company to contact again	Added	2005	
		Deleted	2006	
ConTel	Telephone number	Added	2005	
		Deleted	2006	
ConEmail	Email Address	Added	2005	
		Deleted	2006	
ConIntro	Intro to further contact questions	Moved from BFollup	2007	
Ttl	Title	Moved from BFollup	2007	
Ttlx	Other title	Moved from BFollup	2007	
ForNam	Forname	Moved from BFollup	2007	
Surnam	Surname	Moved from BFollup	2007	
Penult	Introduction to diaries	Additional interviewer instruction	May-Oct 2009	
AnyCom	Whether want to ask open question	Added	2004	
AnyComx	Open Question	Added	2004	
		Question wording changed	2009	
Penult2	Placing LDJ cards	Deleted	2006	
Penult3	Reminder to place fuel and mileage chart	Interviewer note added	2010	
		Question text changed	2012	
Penult4	Time to explain diaries	Question text changed	2003	
NoPU	Why did not do pick up interview	Added	2003	

Question	Summary	Details of change	Changed	Notes
FindDU	Number of DUs at HH	Added	2008	
DUCode	Selected DU	Added	2008	
FindHH	Number of HHs at DU	Question wording changed Interviewer instruction changed	2008	
HHSel	How many HHs selected for interview	Question wording changed	2008	
		Deleted	2009	
HHCode	Household selected	Added	2009	
Diary	Whether collected diaries	Interviewer instruction added	2003	
Whofill	Who filled in the diaries	Routing changed	2003	
		Answer categories changed	2003	
DaysInt	Days interviewer helped with in diary	Added	2003	
Holiday	Whether they were abroad for travel week	Added	2007	
		Deleted	Mid 2008	
BlnkDry	Whether respondent had a completely blank travel record	Added	Mid 2008	
		Routing changed to be asked if diary coded as fully completed	2010	
		Question wording changed	2010	
BlnkWhy	Why travel record was completely blank	Added	Mid 2008	
		Answer category added "5. Did not go out at all (but not due to illness/disability)"	2010	
		Answer category reworded	2011	
VoucGive	Whether Voucher given	Added	May-Oct 2009	
VoucRec	Voucher receipt signed and given	Added	May-Oct 2009	
Promise	Whether promissory note left	Additional interviewer instruction	May-Oct 2009	
PromOp	Comments on incentives	Added	May-Oct 2009	
NoProm	Why not left promissory note	Deleted	May-Oct 2009	
Unoutcheck	Check that outcome entered is correct	Added	2005	
WhichL	Language spoken	Added	2009	
XWhichL	Other language spoken	Added	2009	
Willing	Willingness to give telephone number	Added	2009	
LanguageN	Telephone number for bilingual interview	Added	2009	
Translate	Whether translator used	Added	2009	

Question	Summary	Details of change	Changed	Notes
ARFB3	Reason for using outcome code 690 or 790	Added	2008	
		Deleted	2009	
WhyInel	Reason for using outcome code 690 or 790	Added	2009	
ARFQ3	Was information refused	Deleted	2005	
ARFQ11	Was refusal in proxy	Deleted	2005	
NoDiary	Why diaries not completed	Added	May-Oct 2009	
XNoDiary	Other reasons why diaries not completed	Added	May-Oct 2009	
CallPlac	Number of calls up to Diary Placement	Question wording changed	2003	
PractDia	Whether completed practice page	Added	2008	
PracNo	Why did not completed practice page	Added	2008	
ConName	Contact name from ARF	Added	2004	
NRdone	Whether non-response details done	Deleted	2007	
Obs1	What kind of accommodation	Question wording changed. Routing changed	2004	
		Routing changed	2005	
		Deleted	2009	
Obs2	Car in drive	Question wording changed. Routing changed	2004	
		Routing changed	2005	
		Deleted	2009	
Obs3	Garage or carport	Routing changed	2004	
		Routing changed	2005	
		Deleted	2009	
Obs4	Condition of area	Added	2005	
		Deleted	2009	
Obs5	Condition of house	Added	2005	
		Deleted	2009	
Obs6	Physical barriers	Added	2005	
		Deleted	2009	
A2	Physical barriers	Added	2009	
A3	What kind of accommodation	Added	2009	
A4	Car in drive	Added	2009	
A5	Garage or carport	Added	2009	
A6	Condition of area	Added	2009	
A7	Condition of house	Added	2009	
NR1	How many cars owned by house	Deleted	2007	
NR2	Whether HRP did work in	Deleted	2007	

Question	Summary	Details of change	Changed	Notes
	last week			
NR3	How HRP travels to work	Deleted	2007	
NR4	Whether left house yesterday	Deleted	2007	
NR5	How many times left house yesterday	Deleted	2007	
NR6	Day of week yesterday	Deleted	2007	
NR7	Number of people in house	Deleted	2007	
NR8	Number of people 17 or over in house	Deleted	2007	
NR9m	Number of men aged 17 or over	Deleted	2007	
NR9w	Number of women aged 17 or over	Deleted	2007	
NR10	Gender of respondent	Deleted	2007	
NR11	Relationship to main householder	Deleted	2007	
NR12	HRP's gender	Deleted	2007	
Remcall	Whether made reminder call	Answer category added	2003	
Remtime	Length of reminder call	Question wording changed	2003	
SA1RNC	Any reason why address should not be recontacted	Deleted	2005	
SA2RNC	Why address should not be recontacted	Deleted	2005	
SACNwho	Who is main contact	Added	2005	
SARInt	Title of main contact	Added	2005	
SACNtxt	Other title	Added	2005	
SACNfor	Forname of main contact	Added	2005	
SACNSur	Surname of main contact	Added	2005	

Appendix B. 2012 allocation of PSUs to quota months

Major Stratum	Jan	Feb	Mar	Apr	May	Jun	Jul	Aug	Sep	Oct	Nov	Dec	Total
1	3	3	2	3	2	2	3	3	1	1	3	3	29
2	1	1	1		3	1	2	2	1	2	1		15
3	1	3	2	1	3	1	2		2	2	1	2	20
4	2		2	1	2		1	3		1	1	1	14
5	1	1	2	1	1	3	2	1	3	3	2	2	22
6	1	3	2	2	1	2	1	2		1	2	2	19
7	1	1	1	2	3	1	3		3	2	1	1	19
8	3	1	3	2	1	1	2	2	2		2	2	21
9	1	2	1	2	2	3		3	2	2	3	2	23
10	2	3	1	1	2	2	2		2	2	2	1	20
11	3	2	1	2	2		1	3	1	2	2	1	20
12	1	1	2	1	1	2	2	1	1	2		2	16
13	1		1	2		1	1	1	2		1	2	12
14	2	1	3	2	1	2		3	2	1	2	1	20
15	2	3	1	2	2	3	2	1	3	3	3	1	26
16	1	1	2	2		3	3	1	1	2		2	18
17	2	2	2	2	3	1	2	2	3	2	2	3	26
18	2	1	1	1	2		1	3			2	1	14
19	2	2	3	2	2	4	2	1	2	3	3	2	28
20	2	1	1	2	1		2	2	2	1	1	2	17
21	2	2	2	1	2	4	1	2	2	3	1	1	23
22		3		2			2	1		1	2	1	12
23	1	1	2	1	2	2		1	2	1	1	2	16
24	4	1	2	2	3	2	3	3	2	2	2	2	28
25	1	2	2	2	2		2	1	3	3	2	2	22
26	1	2	1	2	1	1	2	2			2		14
27	2	1	2	2	2	2	2	1	3	3	1	4	25
28	2	2	3	1	2	2	1	1	1	1	2	1	19
29	2	1		1	1	2	1	3	2	2	2	1	18
30		2	1	1	1	2	2	1				2	12
31	2			2			1		1	2	2		10
32		1	2	1	1	1		2					8
33			1		1		1		1		1	1	6
34	1	2	1			2		1		2		1	10
35		1		1	1	1	1	1	2	1		1	10
36	3		1	2			1		2		2	1	12
37		1	1		3	1	1	1	1	1		2	12
38		2	1	1		2	2			1	1		10
39	1	1	1	1	1			2	1	1	2	1	12
40	1			1		1			1	1		1	6
Total	57	57	57	57	57	57	57	57	57	57	58	56	684

Appendix C. Advance letter

NatCen
Social Research that works for society
A company limited by guarantee registered in England No. 432414
Charity No. 1211192

Operations Department
Kings House
101-135 Kings Road
Brentwood
Essex CM14 4LX
Telephone 0800 652 4568
(9.30am – 5.30pm, Mon – Fri)
www.natcen.ac.uk

Department for
Transport

Your interviewer on this study will be

Dear Sir/Madam,

NATIONAL TRAVEL SURVEY

Your address has been selected for this study and we are writing to ask for your help. It is about your daily experience of travelling and is used by the Department for Transport to shape travel policy.

Most people who take part find it interesting and are pleased to have their views and experience taken into account by the Government. We rely on the voluntary cooperation of everyone we approach. **To show our appreciation, if everyone in your household completes the study, each person will receive a £5 gift voucher exchangeable at many High Street stores.**

The research is being carried out by an independent research organisation, the National Centre for Social Research. One of our interviewers will visit you in the next few days to arrange a convenient time for an interview. They will show you their official identification card which includes their photograph and the NatCen logo shown at the top of this letter.

Your answers will be treated in strict confidence in accordance with the Data Protection Act, and the information will only be used for statistical purposes.

In the meantime, and as a gesture of good will, we are enclosing a book of first class stamps for you to keep.

You can find more information on the back of this letter but if you have any questions please call NatCen on 0800 652 4568. We thank you in advance for your help.

Yours faithfully,



Kay Renwick
Project coordinator, NatCen



Lyndsey Avery
Survey Manager, Department for Transport



How was I chosen?

We have selected a sample of addresses from a list kept by the Post Office of all addresses in Great Britain. This ensures that the people invited to take part in the survey are representative of the whole country.

The findings will not identify you or your family because your name and address will not be passed to anyone outside NatCen.



I do not travel very often – do you want to interview me?

We are interested in everybody's day-to-day experience of travel, however much or little they do. The results are used to look at how travelling changes over time, and to make decisions about the future.

We need information from a wide range of people including those in or out of work, children and the elderly. Otherwise we will not get a true picture of travel in Great Britain.

The study provides up-to-date information about travel which cannot be collected in any other way.



What kinds of travel are covered by the survey?

We are interested in all the different kinds of journeys that people make in Great Britain, as well as how often they make them. This includes journeys to school or work, shopping trips and journeys for leisure or social purposes. Both local and long distance travel are covered, as are all forms of transport (such as cars, public transport, cycling and walking).




What is the survey used for?

The National Travel Survey is used to build up a picture of how and why different kinds of people travel. The information is used by policy-makers in Government, as well as by consultants, academics, pressure groups and charities amongst others.

Some of the specific uses of the survey include studying school children's travel, monitoring road accidents, predicting future traffic levels and finding out the transport needs of minority groups.

Appendix D. Non-contact letter

	<p>NatCen Operations Department Kings House 101-135 Kings Road Brentwood Essex CM14 4LX</p> <p>Telephone 0800 652 4568 (9.30am – 5.30pm, Mon – Fri) www.natcen.ac.uk</p>	<p>NatCen Social Research that works for society</p> <p>NTS V4</p> <p>SN: _____</p>
---	---	--

Sorry I missed you!

My name is _____.

I am an interviewer working on the **National Travel Survey**. Recently a letter was sent to your address inviting you to take part in this study, which is funded by the Department for Transport. I have called on a number of occasions but unfortunately have missed you each time.

Every year we ask around 22,000 adults and children about their travel experiences in order to get an accurate picture of people's travel and to help plan future transport provision. Your participation on this study is of course voluntary but this study is very important and I do hope that you will be able take part. If everyone in your household completes the survey you will **each receive a £5 high street voucher** to say thank you.

All the information you give will be treated in strict confidence in accordance with the Data Protection Act.

If you would like to let me know the best time to call, please call NatCen on 0800 652 4568. When I call back I will be carrying my identity card with a photograph so you will know who I am.

I look forward to speaking to you soon and will be glad to answer any questions you may have.

Thank you for your time.



How was I chosen?

We have selected a sample of addresses from a list kept by the Post Office of all addresses in Great Britain. This ensures that the people invited to take part in the survey are representative of the whole country.

The findings will not identify you or your family because your name and address will not be passed to anyone outside NatCen.



I do not travel very often – do you want to interview me?

We are interested in everybody's day-to-day experience of travel, however much or little they do. The results are used to look at how travelling changes over time, and to make decisions about the future.

We need information from a wide range of people including those in or out of work, children and the elderly. Otherwise we will not get a true picture of travel in Great Britain.

The study provides up-to-date information about travel which cannot be collected in any other way.



What kinds of travel are covered by the survey?

We are interested in all the different kinds of journeys that people make in Great Britain, as well as how often they make them. This includes journeys to school or work, shopping trips and journeys for leisure or social purposes. Both local and long distance travel are covered, as are all forms of transport (such as cars, public transport, cycling and walking).



What is the survey used for?

The National Travel Survey is used to build up a picture of how and why different kinds of people travel. The information is used by policy-makers in Government, as well as by consultants, academics, pressure groups and charities amongst others.

Some of the specific uses of the survey include studying school children's travel, monitoring road accidents, predicting future traffic levels and finding out the transport needs of minority groups.

Appendix E. Survey leaflet

What can the National Travel Survey tell us about travel in Britain?

What do we know about the travel of school children?

- Approximately four out of 10 children walk to school, and nearly one third travel by car.
- On average, primary school children take around 13 minutes to get to school, and secondary school children take around 25 minutes.

Does travel vary across Britain?

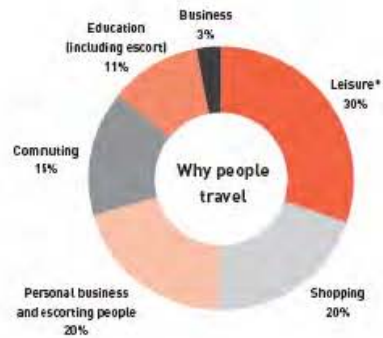
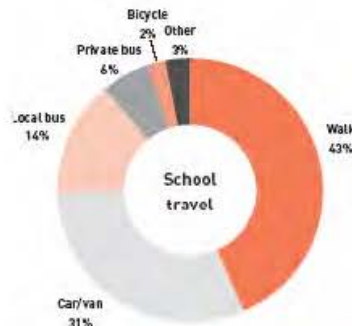
- People in rural Britain travel an average of around 10,000 miles each year, much further than people in urban areas.
- People in London travel around 5000 miles per year, but spend longer travelling than people in other areas.

What is the main purpose of most journeys?

- One third of all trips are for leisure, such as visiting friends and entertainment, and one fifth of all journeys that people make are to go shopping.

Are people walking and cycling more?

- The number of journeys made by bicycle and on foot has fallen by around 20% since the mid-1990s, but has stabilised in recent years.
- Men tend to make more cycling and walking trips than women, but women make more trips by bus.



* Visiting friends, entertainment, sport, holiday, day trips and other.
Percentage figures may not add up to 100 because of rounding. Source: National Travel Survey.

NatCen, A Company Limited by Guarantee Registered in England No. 4392218
A Charity in England and Wales (1071758) and Scotland (SC038256)

Department for
Transport

NatCen
Social Research that works for society



National Travel Survey

Did you know?

- The average person in Britain travels around 7000 miles each year. This is over 2000 miles further than in the 1970s.
- People walk an average of 200 miles each year.
- There are more households with two or more cars than with no car at all.

A survey carried out by NatCen on behalf of the Department for Transport





What is the National Travel Survey?

As you go about your daily life, the chances are that you have to travel somewhere. Some journeys we make can be routine, such as a journey to work. Some are more occasional, like a trip to see friends or relatives in another part of the country. Others are more spontaneous, like a short walk to the local shop to buy a newspaper.

The government makes decisions about transport services that affect how you travel. It needs up-to-date and reliable information on how people actually travel to ensure its policies are well developed and its transport plans appropriate. The best way to get this information is to ask people, like you, about the different journeys they make, and the National Travel Survey does just that. Where, why, how and how far people travel are all questions the survey tries to answer.

How does the survey work?

Each year, a representative sample of addresses in Great Britain is chosen at random. NatCen, an independent social research organisation, then invites the people who live at these addresses to take part in the survey.

The information gathered in this way is used to help create a national picture of how we travel.

How can you help?

People just like you have previously told us about their travel experiences, and we have learned a lot from this. But people's behaviour and needs change so it is important that we continue to collect information every year.

Now is your chance for your travel needs to be recognised. It doesn't matter how much or how little you travel and to get a good, representative picture, we need to include people of all ages and backgrounds.

Taking part in the survey is voluntary. However, if you decide not to join in, this means that your experience – and the experience of people like you – is less likely to be taken into account in transport planning.

What do you have to do?

Taking part is easy. A NatCen interviewer will visit your home to ask you, and any other people who live with you, questions about travel. These cover subjects including: how you get to work, to school and to the shops; how long it takes you to travel to local services such as your post office, local shops and doctor; and how near you live to a train station or a bus stop.

How is the information used?

The government uses the data for transport planning and policy development. For example, the survey results allow public authorities to study the travel of school children and to predict future traffic levels. The findings are also used by academics, businesses and the general public, as well as by campaigning organisations representing a wide range of groups, including motorists, cyclists, motorcyclists, the elderly, rural communities and children.

Is the survey confidential?

Yes. NatCen and the Department for Transport, which are responsible for the data, are bound by the same code of confidentiality. Your answers will be treated in strict confidence in accordance with the Data Protection Act. They are used for statistical research purposes only. Names and addresses are never included with the results.

Where can I get more information?

You can find more information for people taking part in the survey at NatCen's National Travel Survey website: www.natcen.ac.uk/nts

If you wish to contact NatCen about this survey please write to:

National Travel Survey
NatCen

Kings House
101-135 Kings Road
Brentwood

Essex CM14 4LX

Telephone: 01277 200 800 or 0800 852 4568

Email: info@natcen.ac.uk

You can find out more about the National Travel Survey, including its findings, on the Department for Transport website:

www.dft.gov.uk/statistics

Telephone: 020 7944 3097 (DfT NTS enquiry number)

Email: national.travel.survey@dft.gov.uk

A large print version of this leaflet is available on request.

NOTES

A

What was the purpose of your journey?

Please give a **simple description** such as 'go to work', 'take children to school' or 'go home'. If you went shopping please note whether it was 'food shopping' or 'other shopping'.

B/C

What time did you leave/arrive?

Write in hours and minutes (e.g. 9.15). Please tick am or pm to show the time of day.

D/E

Where did you start/go to? (Tick 'Home' or give the name of the village, town or area)

Please write down the name of the place where your journey started and finished. If this was a large town or city give the name of the area. If you went to a shopping centre or visitor attraction please tell us its name. **Please be as precise as possible.** If your journey started or finished at home, you only need to tick 'Home'.

F

What method of travel did you use for each stage of your journey?

Use a different line for the **method of travel** you used at each **stage** of your journey (e.g. car, train, bus, bike). On days 1-6 only include walks of a mile or more (it takes approximately 20 minutes to walk a mile). On day 7 please include **all** walks.

G

How far did you travel? (Miles)

Please give us the distance you travelled in miles or metres (e.g. 3 miles, 0.5 miles, 300 metres).

H

How long did you spend travelling? (Minutes)

Please note the amount of time you spent **travelling** and do not include any time you spent waiting for public transport.

I

How many people travelled including you?

Please write in the number of people, including yourself, who set out together. Only include people who were with you for at least half the distance of your journey.

J

Which car or other motor vehicle did you use?

Please tell us **which vehicle** was used if it **belongs to your household** (e.g. Toyota). If you travelled in someone else's vehicle, please tell us that (e.g. friend's car).

K

Were you the driver (D) or a passenger (P)?

Please tick 'D' if you were the driver or 'P' if you were the passenger of the vehicle.

L

How much did you pay for parking?

Enter how much **you** paid for parking. Please tick the box marked 'Nil' if you did not pay anything.

M

How much did you pay for road tolls/congestion charges?

Please tell us the amount **you** paid for road tolls or congestion charges. Tick the box marked 'Nil' if you did not pay any charges. If you are exempt from charges please write in 'Exempt'.

N

What type of ticket did you use?

Write here the type of ticket you used. Tell us if it was a **single**, a **return**, a **season ticket** or a **one day travelcard**. If you were able to buy a ticket at a **cheap rate** please write this in too. If you receive **reduced or free tickets** please tell us. If you used an **Oyster card** please tell us whether it was a **pre-pay** or a **season ticket**.

O

How much did your ticket cost?

Please tell us the amount you actually paid. If your journey was covered by a season ticket tick 'Nil'. If you bought a return ticket or travel card write the total amount next to the first journey you used it for.

P

How many times did you board?

Write here the number of different trains or buses you used at each stage of your journey (e.g. if you used two separate buses enter '2').

Q

How much did your share of the taxi cost?

Enter the amount you paid for **your share** of the taxi fare. Tick 'Nil' if you paid nothing.

HOW TO FILL IN YOUR TRAVEL RECORD

For help with filling in please visit side flap for notes

JOURNEYS Please record each journey on a new row. Include very short ones and return journeys. Include walks if 1 mile or more

JOURNEYS					STAGES These columns are for entering details of each stage of your journey																								
A	B	C	D	E	F			G		H		I		J		K		L		M		N		O		P		Q	
What was the purpose of your journey? <i>See Note A</i>	What time did you leave? <i>See Note B</i>	What time did you arrive? <i>See Note C</i>	Where did you start your journey? (Tick Home or give the name of the village, town or area) <i>See Note D</i>	Where did you go to? (Tick Home or give the name of the village, town or area) <i>See Note E</i>	What method of travel did you use for each stage of your journey? <i>See Note F</i>	How far did you travel? (Miles) <i>See Note G</i>	How long did you spend travelling? (Minutes) <i>See Note H</i>	How many people travelled including you? <i>See Note I</i>	Which car or other motor vehicle did you use? <i>See Note J</i>	Were you the driver (D) or a passenger (P)? <i>See Note K</i>	How much did you pay for parking? <i>See Note L</i>	How much did you pay for road tolls/congestion charges? <i>See Note M</i>	What type of ticket did you use? <i>See Note N</i>	How much did your ticket cost? <i>See Note O</i>	How many times did you board? <i>See Note P</i>	How much did your share of the taxi cost? <i>See Note Q</i>													
1 Go to work	Time 8:15 <input checked="" type="checkbox"/> am <input type="checkbox"/> pm	Time 9:00 <input checked="" type="checkbox"/> am <input type="checkbox"/> pm	<input checked="" type="checkbox"/> Home Pendleton, Salford	<input type="checkbox"/> Home Pendleton, Salford	1 Car	18	45			<input type="checkbox"/> D <input type="checkbox"/> P	£ : □	£ : □		£ : □		£ : □													
2 Go food shopping	Time 5:30 <input type="checkbox"/> am <input checked="" type="checkbox"/> pm	Time 6:05 <input type="checkbox"/> am <input checked="" type="checkbox"/> pm	<input type="checkbox"/> Home Pendleton, Salford	<input type="checkbox"/> Home Haydock town centre	1 Car	16	35			<input type="checkbox"/> D <input type="checkbox"/> P	£ : □	£ : □		£ : □		£ : □													
3 Go home	Time 6:20 <input type="checkbox"/> am <input checked="" type="checkbox"/> pm	Time 6:30 <input type="checkbox"/> am <input checked="" type="checkbox"/> pm	<input type="checkbox"/> Home Haydock town centre	<input checked="" type="checkbox"/> Home Haydock town centre	1 Car	4	10			<input type="checkbox"/> D <input type="checkbox"/> P	£ : □	£ : □		£ : □		£ : □													
4 Go out for meal with friends	Time 7:00 <input type="checkbox"/> am <input checked="" type="checkbox"/> pm	Time 8:05 <input type="checkbox"/> am <input checked="" type="checkbox"/> pm	<input checked="" type="checkbox"/> Home Liverpool city centre	<input type="checkbox"/> Home Liverpool city centre	1 Walk	1	20			<input type="checkbox"/> D <input type="checkbox"/> P	£ : □	£ : □		£ : □		£ : □													
					2 Train	8	30			<input type="checkbox"/> D <input type="checkbox"/> P	£ : □	£ : □		£ : □		£ : □													
					3 Bus	1.5	8			<input type="checkbox"/> D <input type="checkbox"/> P	£ : □	£ : □		£ : □		£ : □													
5 Go home	Time 10:30 <input type="checkbox"/> am <input checked="" type="checkbox"/> pm	Time 10:55 <input type="checkbox"/> am <input checked="" type="checkbox"/> pm	<input type="checkbox"/> Home Liverpool city centre	<input checked="" type="checkbox"/> Home Liverpool city centre	1 Taxi	10	25			<input type="checkbox"/> D <input type="checkbox"/> P	£ : □	£ : □		£ : □		£ : □													
6	Time <input type="checkbox"/> am <input type="checkbox"/> pm	Time <input type="checkbox"/> am <input type="checkbox"/> pm	<input type="checkbox"/> Home	<input type="checkbox"/> Home	1					<input type="checkbox"/> D <input type="checkbox"/> P	£ : □	£ : □		£ : □		£ : □													
					2					<input type="checkbox"/> D <input type="checkbox"/> P	£ : □	£ : □		£ : □		£ : □													
					3					<input type="checkbox"/> D <input type="checkbox"/> P	£ : □	£ : □		£ : □		£ : □													
7	Time <input type="checkbox"/> am <input type="checkbox"/> pm	Time <input type="checkbox"/> am <input type="checkbox"/> pm	<input type="checkbox"/> Home	<input type="checkbox"/> Home	1					<input type="checkbox"/> D <input type="checkbox"/> P	£ : □	£ : □		£ : □		£ : □													
					2					<input type="checkbox"/> D <input type="checkbox"/> P	£ : □	£ : □		£ : □		£ : □													
					3					<input type="checkbox"/> D <input type="checkbox"/> P	£ : □	£ : □		£ : □		£ : □													

USE THIS SPACE FOR ANYTHING ELSE YOU WANT TO TELL US

For help with filling in please unfold side flap for notes

JOURNEYS Please record each journey on a new row. Include very short ones and return journeys. Include walks if 1 mile or more

STAGES These columns are for entering details of each stage of your journey

A What was the purpose of your journey? <small>See Note A</small>	B What time did you leave? <small>See Note B</small>	C What time did you arrive? <small>See Note C</small>	D Where did you start your journey? (Tick Home or give the name of the village, town or area) <small>See Note D</small>	E Where did you go to? (Tick Home or give the name of the village, town or area) <small>See Note E</small>	STAGES These columns are for entering details of each stage of your journey								Only fill in these columns if you used a CAR or OTHER MOTOR VEHICLE			Only fill in these columns if you used PUBLIC TRANSPORT			Only fill in this column if you used a TAXI
					F What method of travel did you use for each stage of your journey? <small>See Note F</small>	G How far did you travel? (Miles) <small>See Note G</small>	H How long did you spend travelling? (Minutes) <small>See Note H</small>	I How many people travelled including you? <small>See Note I</small>	J Which car or other motor vehicle did you use? <small>See Note J</small>	K Were you the driver (D) or a passenger (P)? <small>See Note K</small>	L How much did you pay for parking? <small>See Note L</small>	M How much did you pay for road tolls/ congestion charges? <small>See Note M</small>	N What type of ticket did you use? <small>See Note N</small>	O How much did your ticket cost? <small>See Note O</small>	P How many times did you board? <small>See Note P</small>	Q How much did your share of the taxi cost? <small>See Note Q</small>			
1	Time : : <input type="checkbox"/> am <input type="checkbox"/> pm	Time : : <input type="checkbox"/> am <input type="checkbox"/> pm	<input type="checkbox"/> Home	<input type="checkbox"/> Home	1						<input type="checkbox"/> D <input type="checkbox"/> P	£ : : <input type="checkbox"/> Nil	£ : : <input type="checkbox"/> Nil		£ : : <input type="checkbox"/> Nil	£ : : <input type="checkbox"/> Nil	£ : : <input type="checkbox"/> Nil		
					2						<input type="checkbox"/> D <input type="checkbox"/> P	£ : : <input type="checkbox"/> Nil	£ : : <input type="checkbox"/> Nil		£ : : <input type="checkbox"/> Nil	£ : : <input type="checkbox"/> Nil	£ : : <input type="checkbox"/> Nil		
					3						<input type="checkbox"/> D <input type="checkbox"/> P	£ : : <input type="checkbox"/> Nil	£ : : <input type="checkbox"/> Nil		£ : : <input type="checkbox"/> Nil	£ : : <input type="checkbox"/> Nil	£ : : <input type="checkbox"/> Nil		
2	Time : : <input type="checkbox"/> am <input type="checkbox"/> pm	Time : : <input type="checkbox"/> am <input type="checkbox"/> pm	<input type="checkbox"/> Home	<input type="checkbox"/> Home	1						<input type="checkbox"/> D <input type="checkbox"/> P	£ : : <input type="checkbox"/> Nil	£ : : <input type="checkbox"/> Nil		£ : : <input type="checkbox"/> Nil	£ : : <input type="checkbox"/> Nil	£ : : <input type="checkbox"/> Nil		
					2						<input type="checkbox"/> D <input type="checkbox"/> P	£ : : <input type="checkbox"/> Nil	£ : : <input type="checkbox"/> Nil		£ : : <input type="checkbox"/> Nil	£ : : <input type="checkbox"/> Nil	£ : : <input type="checkbox"/> Nil		
					3						<input type="checkbox"/> D <input type="checkbox"/> P	£ : : <input type="checkbox"/> Nil	£ : : <input type="checkbox"/> Nil		£ : : <input type="checkbox"/> Nil	£ : : <input type="checkbox"/> Nil	£ : : <input type="checkbox"/> Nil		
3	Time : : <input type="checkbox"/> am <input type="checkbox"/> pm	Time : : <input type="checkbox"/> am <input type="checkbox"/> pm	<input type="checkbox"/> Home	<input type="checkbox"/> Home	1						<input type="checkbox"/> D <input type="checkbox"/> P	£ : : <input type="checkbox"/> Nil	£ : : <input type="checkbox"/> Nil		£ : : <input type="checkbox"/> Nil	£ : : <input type="checkbox"/> Nil	£ : : <input type="checkbox"/> Nil		
					2						<input type="checkbox"/> D <input type="checkbox"/> P	£ : : <input type="checkbox"/> Nil	£ : : <input type="checkbox"/> Nil		£ : : <input type="checkbox"/> Nil	£ : : <input type="checkbox"/> Nil	£ : : <input type="checkbox"/> Nil		
					3						<input type="checkbox"/> D <input type="checkbox"/> P	£ : : <input type="checkbox"/> Nil	£ : : <input type="checkbox"/> Nil		£ : : <input type="checkbox"/> Nil	£ : : <input type="checkbox"/> Nil	£ : : <input type="checkbox"/> Nil		
4	Time : : <input type="checkbox"/> am <input type="checkbox"/> pm	Time : : <input type="checkbox"/> am <input type="checkbox"/> pm	<input type="checkbox"/> Home	<input type="checkbox"/> Home	1						<input type="checkbox"/> D <input type="checkbox"/> P	£ : : <input type="checkbox"/> Nil	£ : : <input type="checkbox"/> Nil		£ : : <input type="checkbox"/> Nil	£ : : <input type="checkbox"/> Nil	£ : : <input type="checkbox"/> Nil		
					2						<input type="checkbox"/> D <input type="checkbox"/> P	£ : : <input type="checkbox"/> Nil	£ : : <input type="checkbox"/> Nil		£ : : <input type="checkbox"/> Nil	£ : : <input type="checkbox"/> Nil	£ : : <input type="checkbox"/> Nil		
					3						<input type="checkbox"/> D <input type="checkbox"/> P	£ : : <input type="checkbox"/> Nil	£ : : <input type="checkbox"/> Nil		£ : : <input type="checkbox"/> Nil	£ : : <input type="checkbox"/> Nil	£ : : <input type="checkbox"/> Nil		
5	Time : : <input type="checkbox"/> am <input type="checkbox"/> pm	Time : : <input type="checkbox"/> am <input type="checkbox"/> pm	<input type="checkbox"/> Home	<input type="checkbox"/> Home	1						<input type="checkbox"/> D <input type="checkbox"/> P	£ : : <input type="checkbox"/> Nil	£ : : <input type="checkbox"/> Nil		£ : : <input type="checkbox"/> Nil	£ : : <input type="checkbox"/> Nil	£ : : <input type="checkbox"/> Nil		
					2						<input type="checkbox"/> D <input type="checkbox"/> P	£ : : <input type="checkbox"/> Nil	£ : : <input type="checkbox"/> Nil		£ : : <input type="checkbox"/> Nil	£ : : <input type="checkbox"/> Nil	£ : : <input type="checkbox"/> Nil		
					3						<input type="checkbox"/> D <input type="checkbox"/> P	£ : : <input type="checkbox"/> Nil	£ : : <input type="checkbox"/> Nil		£ : : <input type="checkbox"/> Nil	£ : : <input type="checkbox"/> Nil	£ : : <input type="checkbox"/> Nil		
6	Time : : <input type="checkbox"/> am <input type="checkbox"/> pm	Time : : <input type="checkbox"/> am <input type="checkbox"/> pm	<input type="checkbox"/> Home	<input type="checkbox"/> Home	1						<input type="checkbox"/> D <input type="checkbox"/> P	£ : : <input type="checkbox"/> Nil	£ : : <input type="checkbox"/> Nil		£ : : <input type="checkbox"/> Nil	£ : : <input type="checkbox"/> Nil	£ : : <input type="checkbox"/> Nil		
					2						<input type="checkbox"/> D <input type="checkbox"/> P	£ : : <input type="checkbox"/> Nil	£ : : <input type="checkbox"/> Nil		£ : : <input type="checkbox"/> Nil	£ : : <input type="checkbox"/> Nil	£ : : <input type="checkbox"/> Nil		
					3						<input type="checkbox"/> D <input type="checkbox"/> P	£ : : <input type="checkbox"/> Nil	£ : : <input type="checkbox"/> Nil		£ : : <input type="checkbox"/> Nil	£ : : <input type="checkbox"/> Nil	£ : : <input type="checkbox"/> Nil		
7	Time : : <input type="checkbox"/> am <input type="checkbox"/> pm	Time : : <input type="checkbox"/> am <input type="checkbox"/> pm	<input type="checkbox"/> Home	<input type="checkbox"/> Home	1						<input type="checkbox"/> D <input type="checkbox"/> P	£ : : <input type="checkbox"/> Nil	£ : : <input type="checkbox"/> Nil		£ : : <input type="checkbox"/> Nil	£ : : <input type="checkbox"/> Nil	£ : : <input type="checkbox"/> Nil		
					2						<input type="checkbox"/> D <input type="checkbox"/> P	£ : : <input type="checkbox"/> Nil	£ : : <input type="checkbox"/> Nil		£ : : <input type="checkbox"/> Nil	£ : : <input type="checkbox"/> Nil	£ : : <input type="checkbox"/> Nil		
					3						<input type="checkbox"/> D <input type="checkbox"/> P	£ : : <input type="checkbox"/> Nil	£ : : <input type="checkbox"/> Nil		£ : : <input type="checkbox"/> Nil	£ : : <input type="checkbox"/> Nil	£ : : <input type="checkbox"/> Nil		

USE THIS SPACE FOR ANYTHING ELSE YOU WANT TO TELL US

EXTRA JOURNEYS
If you made more than 7 journeys on this day please use the extra space towards the back of the booklet

DAY 7

Mon Tues Wed Thur Fri Sat Sun



For help with filling in please unfold side flap for notes

Turn over for more journeys

 On this day only, please include all walks (even walks under a mile)

JOURNEYS Please record each journey on a new row. Include very short ones and return journeys

STAGES These columns are for entering details of each stage of your journey

					 Only fill in these columns if you used a CAR or OTHER MOTOR VEHICLE				 Only fill in these columns if you used PUBLIC TRANSPORT			Only fill in this column if you used a TAXI				
A	B	C	D	E	F	G	H	I	J	K	L	M	N	O	P	Q
What was the purpose of your journey? <i>See Note A</i>	What time did you leave? <i>See Note B</i>	What time did you arrive? <i>See Note C</i>	Where did you start your journey? (Tick Home or give the name of the village, town or area) <i>See Note D</i>	Where did you go to? (Tick Home or give the name of the village, town or area) <i>See Note E</i>	What method of travel did you use for each stage of your journey? <i>See Note F</i>	How far did you travel? (Miles) <i>See Note G</i>	How long did you spend travelling? (Minutes) <i>See Note H</i>	How many people travelled including you? <i>See Note I</i>	Which car or other motor vehicle did you use? <i>See Note J</i>	Were you the driver (D) or a passenger (P)? <i>See Note K</i>	How much did you pay for parking? <i>See Note L</i>	How much did you pay for road tolls/congestion charges? <i>See Note M</i>	What type of ticket did you use? <i>See Note N</i>	How much did your ticket cost? <i>See Note O</i>	How many times did you board? <i>See Note P</i>	How much did your share of the taxi cost? <i>See Note Q</i>
1	Time : : <input type="checkbox"/> am <input type="checkbox"/> pm	Time : : <input type="checkbox"/> am <input type="checkbox"/> pm	<input type="checkbox"/> Home	<input type="checkbox"/> Home	1					<input type="checkbox"/> D <input type="checkbox"/> P	£ : : <input type="checkbox"/> Nil	£ : : <input type="checkbox"/> Nil		£ : : <input type="checkbox"/> Nil		£ : : <input type="checkbox"/> Nil
					2					<input type="checkbox"/> D <input type="checkbox"/> P	£ : : <input type="checkbox"/> Nil	£ : : <input type="checkbox"/> Nil		£ : : <input type="checkbox"/> Nil		£ : : <input type="checkbox"/> Nil
					3					<input type="checkbox"/> D <input type="checkbox"/> P	£ : : <input type="checkbox"/> Nil	£ : : <input type="checkbox"/> Nil		£ : : <input type="checkbox"/> Nil		£ : : <input type="checkbox"/> Nil
					4					<input type="checkbox"/> D <input type="checkbox"/> P	£ : : <input type="checkbox"/> Nil	£ : : <input type="checkbox"/> Nil		£ : : <input type="checkbox"/> Nil		£ : : <input type="checkbox"/> Nil
2	Time : : <input type="checkbox"/> am <input type="checkbox"/> pm	Time : : <input type="checkbox"/> am <input type="checkbox"/> pm	<input type="checkbox"/> Home	<input type="checkbox"/> Home	1					<input type="checkbox"/> D <input type="checkbox"/> P	£ : : <input type="checkbox"/> Nil	£ : : <input type="checkbox"/> Nil		£ : : <input type="checkbox"/> Nil		£ : : <input type="checkbox"/> Nil
					2					<input type="checkbox"/> D <input type="checkbox"/> P	£ : : <input type="checkbox"/> Nil	£ : : <input type="checkbox"/> Nil		£ : : <input type="checkbox"/> Nil		£ : : <input type="checkbox"/> Nil
					3					<input type="checkbox"/> D <input type="checkbox"/> P	£ : : <input type="checkbox"/> Nil	£ : : <input type="checkbox"/> Nil		£ : : <input type="checkbox"/> Nil		£ : : <input type="checkbox"/> Nil
					4					<input type="checkbox"/> D <input type="checkbox"/> P	£ : : <input type="checkbox"/> Nil	£ : : <input type="checkbox"/> Nil		£ : : <input type="checkbox"/> Nil		£ : : <input type="checkbox"/> Nil
3	Time : : <input type="checkbox"/> am <input type="checkbox"/> pm	Time : : <input type="checkbox"/> am <input type="checkbox"/> pm	<input type="checkbox"/> Home	<input type="checkbox"/> Home	1					<input type="checkbox"/> D <input type="checkbox"/> P	£ : : <input type="checkbox"/> Nil	£ : : <input type="checkbox"/> Nil		£ : : <input type="checkbox"/> Nil		£ : : <input type="checkbox"/> Nil
					2					<input type="checkbox"/> D <input type="checkbox"/> P	£ : : <input type="checkbox"/> Nil	£ : : <input type="checkbox"/> Nil		£ : : <input type="checkbox"/> Nil		£ : : <input type="checkbox"/> Nil
					3					<input type="checkbox"/> D <input type="checkbox"/> P	£ : : <input type="checkbox"/> Nil	£ : : <input type="checkbox"/> Nil		£ : : <input type="checkbox"/> Nil		£ : : <input type="checkbox"/> Nil
					4					<input type="checkbox"/> D <input type="checkbox"/> P	£ : : <input type="checkbox"/> Nil	£ : : <input type="checkbox"/> Nil		£ : : <input type="checkbox"/> Nil		£ : : <input type="checkbox"/> Nil
4	Time : : <input type="checkbox"/> am <input type="checkbox"/> pm	Time : : <input type="checkbox"/> am <input type="checkbox"/> pm	<input type="checkbox"/> Home	<input type="checkbox"/> Home	1					<input type="checkbox"/> D <input type="checkbox"/> P	£ : : <input type="checkbox"/> Nil	£ : : <input type="checkbox"/> Nil		£ : : <input type="checkbox"/> Nil		£ : : <input type="checkbox"/> Nil
					2					<input type="checkbox"/> D <input type="checkbox"/> P	£ : : <input type="checkbox"/> Nil	£ : : <input type="checkbox"/> Nil		£ : : <input type="checkbox"/> Nil		£ : : <input type="checkbox"/> Nil
					3					<input type="checkbox"/> D <input type="checkbox"/> P	£ : : <input type="checkbox"/> Nil	£ : : <input type="checkbox"/> Nil		£ : : <input type="checkbox"/> Nil		£ : : <input type="checkbox"/> Nil
					4					<input type="checkbox"/> D <input type="checkbox"/> P	£ : : <input type="checkbox"/> Nil	£ : : <input type="checkbox"/> Nil		£ : : <input type="checkbox"/> Nil		£ : : <input type="checkbox"/> Nil

NTS V1
DIT 1568

NatCen
Social Research
*Department for
Transport*

Area Add H Cl. P

In confidence

National Travel Survey

Young person's travel record

Travel record of

Travel week

Start day	Finish day
Start date	Finish date

Please use black or blue ink if possible

Thank you very much for your help

Your interviewer

will call again on

Day	Day
Date	Date
Time	Time

NatCen
Social Research

National Centre for Social Research
Kings House
101-138 Kings Road
Brentwood
Essex CM14 4L4
Telephone 01277 350600
www.natcen.ac.uk/nts
www.dft.gov.uk/transport/socialtravel



© NatCen Social Research 2012. All rights reserved.

Please see the notes on the reverse of this flap

A few points to remember when filling in the travel record:

1. We are interested in all types of transport: walks and bike journeys as well as cars and public transport.



2. Use a new line for each journey (e.g. go to work, go home). From column F use a new line for each method of travel you used for each stage of your journey (e.g. car, train, bus, walk).

3. On days 1-6 only include walks of a mile or more (it takes approximately 20 minutes to walk a mile). On day 7 include all walks.

4. If you make more than 7 journeys there is space at the end of the record to write down extra journeys.

NOTES

A What was the purpose of your journey?

Please give a simple description such as 'go to school', 'go home', 'go to cinema', 'go to friend's house', 'go to dentist's etc. If you are unsure, make a note and the interviewer will sort it out.

B/C

What time did you leave/arrive?
Write in hours and minutes (e.g. 9.15). Please tick am or pm to show the time of day.

D/E

Where did you start/go to? (Tick 'Home' or give the name of the village, town or area)

Please write down the name of the place where your journey started and finished. If this was a large town or city give the name of the area. If you went to a shopping centre or visitor attraction please tell us its name. Please be as precise as possible. If your journey started or finished at home, you only need to tick 'Home'.

F What method of travel did you use for each stage of your journey?

Use a different line for the method of travel you used at each stage of your journey (e.g. car, train, bus, bike). On days 1-6 only include walks of a mile or more (it takes approximately 20 minutes to walk a mile). On day 7 please include all walks.

G How far did you travel? (Miles)

Please give us the distance you travelled in miles or metres (e.g. 3 miles, 0.5 miles, 300 metres).

H How long did you spend travelling? (Minutes)

Please note the amount of time you spent travelling and do not include any time you spent waiting for public transport.

I How many people travelled including you?

Please write in the number of adults and children, including yourself, who set out together. Only include people who were with you for at least half the distance of your journey.

J

Which car or other motor vehicle did you use?

Please tell us which vehicle was used (it belongs to your household (e.g. Toyota). If you travelled in someone else's vehicle, please tell us that (e.g. friend's car).

K What type of ticket did you use?

Write here the type of ticket you used. Tell us if it was a single, a return, a season ticket or a one day travelcard. If you were able to buy a ticket at a cheap rate please write this in too. If you receive reduced or free tickets please tell us. If you used an Oyster card please tell us whether it was a pre-pay or a season ticket.

L How much did your ticket cost?

Please tell us the amount you actually paid. If your journey was covered by a season ticket tick 'Nil'. If you bought a return ticket or travel card write the total amount next to the first journey you used it for.

M How many times did you board?

Write here the number of different trains or buses you used at each stage of your journey (e.g. if you used two separate buses enter '2').

N How much did your share of the taxi cost?

Enter the amount you paid for your share of the taxi fare. Tick 'Nil' if you paid nothing.

HOW TO FILL IN YOUR TRAVEL RECORD

For help with filling in please unfold side flap for notes

JOURNEYS Please record each journey on a new row. Include very short ones and return journeys. Include walks if 1 mile or more

JOURNEYS					STAGES					PUBLIC TRANSPORT			TAXI	
A	B	C	D	E	F	G	H	I		J	K	L	M	N
What was the purpose of your journey? <i>See Note A.</i>	What time did you leave? <i>See Note B.</i>	What time did you arrive? <i>See Note C.</i>	Where did you start your journey? (Tick Home or give the name of the village, town or area) <i>See Note D.</i>	Where did you go to? (Tick Home or give the name of the village, town or area) <i>See Note E.</i>	What method of travel did you use for each stage of your journey? <i>See Note F.</i>	How far did you travel? (Miles) <i>See Note G.</i>	How long did you spend travelling? (Minutes) <i>See Note H.</i>	How many people travelled including you? <i>See Note I.</i>		Which car or other motor vehicle did you use? <i>See Note J.</i>	What type of ticket did you use? <i>See Note K.</i>	How much did your ticket cost? <i>See Note L.</i>	How many times did you board? <i>See Note M.</i>	How much did your share of the taxi cost? <i>See Note N.</i>
					Adults		Children							
1 To School	Time: 8.15 <input checked="" type="checkbox"/> am <input type="checkbox"/> pm	Time: 8.30 <input checked="" type="checkbox"/> am <input type="checkbox"/> pm	<input checked="" type="checkbox"/> Home	<input type="checkbox"/> Home Keynsham	1 Bus	1.5	10		1		Bus Pass	£ : : <input checked="" type="checkbox"/> NI		£ : : <input type="checkbox"/> NI
					2							£ : : <input type="checkbox"/> NI		£ : : <input type="checkbox"/> NI
					3							£ : : <input type="checkbox"/> NI		£ : : <input type="checkbox"/> NI
2 Go Home	Time: 3.30 <input type="checkbox"/> am <input checked="" type="checkbox"/> pm	Time: 3.50 <input type="checkbox"/> am <input checked="" type="checkbox"/> pm	<input type="checkbox"/> Home Keynsham	<input checked="" type="checkbox"/> Home	1 Bus	1.5	10		1		Bus Pass	£ : : <input checked="" type="checkbox"/> NI		£ : : <input type="checkbox"/> NI
					2							£ : : <input type="checkbox"/> NI		£ : : <input type="checkbox"/> NI
					3							£ : : <input type="checkbox"/> NI		£ : : <input type="checkbox"/> NI
3 To Friends	Time: 4.00 <input type="checkbox"/> am <input checked="" type="checkbox"/> pm	Time: 4.05 <input type="checkbox"/> am <input checked="" type="checkbox"/> pm	<input checked="" type="checkbox"/> Home	<input type="checkbox"/> Home Kingswood	1 Car	1.2	5	1	1	Mum's		£ : : <input type="checkbox"/> NI		£ : : <input type="checkbox"/> NI
					2							£ : : <input type="checkbox"/> NI		£ : : <input type="checkbox"/> NI
					3							£ : : <input type="checkbox"/> NI		£ : : <input type="checkbox"/> NI
4 To Cinema	Time: 6.00 <input type="checkbox"/> am <input checked="" type="checkbox"/> pm	Time: 6.40 <input type="checkbox"/> am <input checked="" type="checkbox"/> pm	<input type="checkbox"/> Home Kingswood	<input type="checkbox"/> Home Bristol City Centre	1 Car	0.5	5	1	2	Friend's		£ : : <input type="checkbox"/> NI		£ : : <input type="checkbox"/> NI
					2 Train	5	18		2		Return	£ 2.80 <input type="checkbox"/> NI		£ : : <input type="checkbox"/> NI
					3							£ : : <input type="checkbox"/> NI		£ : : <input type="checkbox"/> NI
5 Go Home	Time: 9.00 <input type="checkbox"/> am <input checked="" type="checkbox"/> pm	Time: 9.45 <input type="checkbox"/> am <input checked="" type="checkbox"/> pm	<input type="checkbox"/> Home Bristol City Centre	<input checked="" type="checkbox"/> Home	1 Train	5	18		2		Return	£ : : <input checked="" type="checkbox"/> NI		£ : : <input type="checkbox"/> NI
					2 Car	1.5	10	1	1	Mum's		£ : : <input type="checkbox"/> NI		£ : : <input type="checkbox"/> NI
					3							£ : : <input type="checkbox"/> NI		£ : : <input type="checkbox"/> NI
6	Time : : <input type="checkbox"/> am <input type="checkbox"/> pm	Time : : <input type="checkbox"/> am <input type="checkbox"/> pm	<input type="checkbox"/> Home	<input type="checkbox"/> Home	1							£ : : <input type="checkbox"/> NI		£ : : <input type="checkbox"/> NI
					2							£ : : <input type="checkbox"/> NI		£ : : <input type="checkbox"/> NI
					3							£ : : <input type="checkbox"/> NI		£ : : <input type="checkbox"/> NI
7	Time : : <input type="checkbox"/> am <input type="checkbox"/> pm	Time : : <input type="checkbox"/> am <input type="checkbox"/> pm	<input type="checkbox"/> Home	<input type="checkbox"/> Home	1							£ : : <input type="checkbox"/> NI		£ : : <input type="checkbox"/> NI
					2							£ : : <input type="checkbox"/> NI		£ : : <input type="checkbox"/> NI
					3							£ : : <input type="checkbox"/> NI		£ : : <input type="checkbox"/> NI

USE THIS SPACE FOR ANYTHING ELSE YOU WANT TO TELL US

EXTRA JOURNEYS

If you made more than 7 journeys on this day please use the extra space towards the back of the booklet

DAY 1

Mon Tues Wed Thur Fri Sat Sun

For help with filling in please unfold side flap for notes

JOURNEYS Please record each journey on a new row. Include very short ones and return journeys. Include walks if 1 mile or more

STAGES These columns are for entering details of each stage of your journey

A What was the purpose of your journey? <i>See Note A</i>	B What time did you leave? <i>See Note B</i>	C What time did you arrive? <i>See Note C</i>	D Where did you start your journey? (Tick Home or give the name of the village, town or area) <i>See Note D</i>	E Where did you go to? (Tick Home or give the name of the village, town or area) <i>See Note E</i>	F What method of travel did you use for each stage of your journey? <i>See Note F</i>			G How far did you travel? (Miles) <i>See Note G</i>	H How long did you spend travelling? (Minutes) <i>See Note H</i>	I How many people travelled including you? <i>See Note I</i>		J Which car or other motor vehicle did you use? <i>See Note J</i>	K What type of ticket did you use? <i>See Note K</i>	L How much did your ticket cost? <i>See Note L</i>	M How many times did you board? <i>See Note M</i>	N How much did your share of the taxi cost? <i>See Note N</i>	
					1	2	3			Adults	Children						
1	Time : : <input type="checkbox"/> am <input type="checkbox"/> pm	Time : : <input type="checkbox"/> am <input type="checkbox"/> pm	<input type="checkbox"/> Home	<input type="checkbox"/> Home	1									£ : : <input type="checkbox"/> Nil	£ : : <input type="checkbox"/> Nil		
					2										£ : : <input type="checkbox"/> Nil	£ : : <input type="checkbox"/> Nil	
					3											£ : : <input type="checkbox"/> Nil	£ : : <input type="checkbox"/> Nil
2	Time : : <input type="checkbox"/> am <input type="checkbox"/> pm	Time : : <input type="checkbox"/> am <input type="checkbox"/> pm	<input type="checkbox"/> Home	<input type="checkbox"/> Home	1									£ : : <input type="checkbox"/> Nil	£ : : <input type="checkbox"/> Nil		
					2										£ : : <input type="checkbox"/> Nil	£ : : <input type="checkbox"/> Nil	
					3											£ : : <input type="checkbox"/> Nil	£ : : <input type="checkbox"/> Nil
3	Time : : <input type="checkbox"/> am <input type="checkbox"/> pm	Time : : <input type="checkbox"/> am <input type="checkbox"/> pm	<input type="checkbox"/> Home	<input type="checkbox"/> Home	1									£ : : <input type="checkbox"/> Nil	£ : : <input type="checkbox"/> Nil		
					2											£ : : <input type="checkbox"/> Nil	£ : : <input type="checkbox"/> Nil
					3												£ : : <input type="checkbox"/> Nil
4	Time : : <input type="checkbox"/> am <input type="checkbox"/> pm	Time : : <input type="checkbox"/> am <input type="checkbox"/> pm	<input type="checkbox"/> Home	<input type="checkbox"/> Home	1									£ : : <input type="checkbox"/> Nil	£ : : <input type="checkbox"/> Nil		
					2											£ : : <input type="checkbox"/> Nil	£ : : <input type="checkbox"/> Nil
					3												£ : : <input type="checkbox"/> Nil
5	Time : : <input type="checkbox"/> am <input type="checkbox"/> pm	Time : : <input type="checkbox"/> am <input type="checkbox"/> pm	<input type="checkbox"/> Home	<input type="checkbox"/> Home	1									£ : : <input type="checkbox"/> Nil	£ : : <input type="checkbox"/> Nil		
					2											£ : : <input type="checkbox"/> Nil	£ : : <input type="checkbox"/> Nil
					3												£ : : <input type="checkbox"/> Nil
6	Time : : <input type="checkbox"/> am <input type="checkbox"/> pm	Time : : <input type="checkbox"/> am <input type="checkbox"/> pm	<input type="checkbox"/> Home	<input type="checkbox"/> Home	1									£ : : <input type="checkbox"/> Nil	£ : : <input type="checkbox"/> Nil		
					2											£ : : <input type="checkbox"/> Nil	£ : : <input type="checkbox"/> Nil
					3												£ : : <input type="checkbox"/> Nil
7	Time : : <input type="checkbox"/> am <input type="checkbox"/> pm	Time : : <input type="checkbox"/> am <input type="checkbox"/> pm	<input type="checkbox"/> Home	<input type="checkbox"/> Home	1									£ : : <input type="checkbox"/> Nil	£ : : <input type="checkbox"/> Nil		
					2											£ : : <input type="checkbox"/> Nil	£ : : <input type="checkbox"/> Nil
					3												£ : : <input type="checkbox"/> Nil

USE THIS SPACE FOR ANYTHING ELSE YOU WANT TO TELL US

EXTRA JOURNEYS
If you made more than 7 journeys on this day please use the extra space towards the back of the booklet

DAY 7

Mon Tues Wed Thur Fri Sat Sun Date

Turn over for more journeys

For help with filling in please unfold side flap for notes

 On this day only, please include all walks (even walks under a mile)

TIME SPENT IN THE STREET

Was there any time spent in the street today which is not included in the journeys below? e.g. playing in the street, talking to friends, riding bikes, skateboarding, etc.









Yes No

From	:	:	<input type="checkbox"/> am	<input type="checkbox"/> pm	To	:	:	<input type="checkbox"/> am	<input type="checkbox"/> pm
From	:	:	<input type="checkbox"/> am	<input type="checkbox"/> pm	To	:	:	<input type="checkbox"/> am	<input type="checkbox"/> pm
From	:	:	<input type="checkbox"/> am	<input type="checkbox"/> pm	To	:	:	<input type="checkbox"/> am	<input type="checkbox"/> pm
From	:	:	<input type="checkbox"/> am	<input type="checkbox"/> pm	To	:	:	<input type="checkbox"/> am	<input type="checkbox"/> pm

JOURNEYS Please record each journey on a new row. Include very short ones and return journeys

A	B	C	D	E
What was the purpose of your journey? <i>See Note A</i>	What time did you leave? <i>See Note B</i>	What time did you arrive? <i>See Note C</i>	Where did you start your journey? (Tick Home or give the name of the village, town or area) <i>See Note D</i>	Where did you go to? (Tick Home or give the name of the village, town or area) <i>See Note E</i>
1	Time : : <input type="checkbox"/> am <input type="checkbox"/> pm	Time : : <input type="checkbox"/> am <input type="checkbox"/> pm	<input type="checkbox"/> Home	<input type="checkbox"/> Home
2	Time : : <input type="checkbox"/> am <input type="checkbox"/> pm	Time : : <input type="checkbox"/> am <input type="checkbox"/> pm	<input type="checkbox"/> Home	<input type="checkbox"/> Home
3	Time : : <input type="checkbox"/> am <input type="checkbox"/> pm	Time : : <input type="checkbox"/> am <input type="checkbox"/> pm	<input type="checkbox"/> Home	<input type="checkbox"/> Home
4	Time : : <input type="checkbox"/> am <input type="checkbox"/> pm	Time : : <input type="checkbox"/> am <input type="checkbox"/> pm	<input type="checkbox"/> Home	<input type="checkbox"/> Home

STAGES These columns are for entering details of each stage of your journey

F		G	H	I	J	K	L	M	N
What method of travel did you use for each stage of your journey? <i>See Note F</i>		How far did you travel? (Miles) <i>See Note G</i>	How long did you spend travelling? (Minutes) <i>See Note H</i>	How many people travelled including you? <i>See Note I</i>	Which car or other vehicle did you use? <i>See Note J</i>	What type of ticket did you use? <i>See Note K</i>	How much did your ticket cost? <i>See Note L</i>	How many times did you board? <i>See Note M</i>	How much did your share of the taxi cost? <i>See Note N</i>
       				Adults	Children				
1							£ : : <input type="checkbox"/> Nil		£ : : <input type="checkbox"/> Nil
2							£ : : <input type="checkbox"/> Nil		£ : : <input type="checkbox"/> Nil
3							£ : : <input type="checkbox"/> Nil		£ : : <input type="checkbox"/> Nil
4							£ : : <input type="checkbox"/> Nil		£ : : <input type="checkbox"/> Nil
1							£ : : <input type="checkbox"/> Nil		£ : : <input type="checkbox"/> Nil
2							£ : : <input type="checkbox"/> Nil		£ : : <input type="checkbox"/> Nil
3							£ : : <input type="checkbox"/> Nil		£ : : <input type="checkbox"/> Nil
4							£ : : <input type="checkbox"/> Nil		£ : : <input type="checkbox"/> Nil
1							£ : : <input type="checkbox"/> Nil		£ : : <input type="checkbox"/> Nil
2							£ : : <input type="checkbox"/> Nil		£ : : <input type="checkbox"/> Nil
3							£ : : <input type="checkbox"/> Nil		£ : : <input type="checkbox"/> Nil
4							£ : : <input type="checkbox"/> Nil		£ : : <input type="checkbox"/> Nil

Appendix G. Memory joggers

NTS V1										Department for Transport									
Area		<input type="text"/>				<input type="text"/>		<input type="text"/>		<h1>National Travel Survey</h1>									
Address		<input type="text"/>				<input type="text"/>		<input type="text"/>											
Household		<input type="text"/>				<input type="text"/>		<input type="text"/>											
Per. No.		<input type="text"/>				<input type="text"/>		<input type="text"/>											
<p>National Centre for Social Research Kings House 101-135 Kings Road Brentwood Essex CM14 4LX 01277 200600 or 0800 652 4568 www.natcen.ac.uk/nts www.dft.gov.uk/transtat/personaltravel</p>										<p>NatCen Social Research</p>									
<p>A Company Limited by Guarantee Registered in England No. 4302115 A Charity in England and Wales (1091768) and Scotland (SC038454) Information Classification Level 3 – Respondent – Confidential</p>										<p>In confidence</p> <p>MEMORY JOGGER OF <input type="text"/></p> <p>START Day <input type="text"/></p> <p>FINISH Day <input type="text"/></p>									
<p>Thank you very much</p>																			

Day 1

MON TUE WED THU FRI SAT SUN

Day 1

Include all journeys by transport (bus, train, car, bike etc). Include walks of 1 mile or more.

Where did you go and purpose of your journey?	When did you leave?	When did you arrive?
	am pm	am pm
	am pm	am pm
	am pm	am pm
	am pm	am pm
	am pm	am pm
	am pm	am pm
	am pm	am pm
	am pm	am pm
	am pm	am pm
	am pm	am pm
	am pm	am pm
	am pm	am pm
	am pm	am pm
	am pm	am pm
	am pm	am pm
	am pm	am pm

How far?	Any other information? e.g. details of tickets and costs (excluding petrol)

Day 7

MON TUE WED THU FRI SAT SUN

Day 7

On this last day include ALL WALKS (even if they are less than 1 mile) as well as other journeys you do.

Where did you go and purpose of your journey?	When did you leave?	When did you arrive?
	am pm	am pm
	am pm	am pm
	am pm	am pm
	am pm	am pm
	am pm	am pm
	am pm	am pm
	am pm	am pm
	am pm	am pm
	am pm	am pm
	am pm	am pm
	am pm	am pm
	am pm	am pm
	am pm	am pm
	am pm	am pm
	am pm	am pm

How far?	Any other information? e.g. details of tickets and costs (excluding petrol)

Appendix H. Mileage chart



Area Add Hhld Veh

National Travel Survey – Mileage Chart

Please record your milometer reading at the start and end of your travel record week.

Vehicle make and model	
-------------------------------	--

Start date	
Day _____ <input type="text"/> / <input type="text"/> / <input type="text"/> <i>e.g. Wed 01/06/2012</i>	MILOMETER _____ Miles/Kilometres (delete one)

End date	
Day _____ <input type="text"/> / <input type="text"/> / <input type="text"/> <i>e.g. Tues 07/06/2012</i>	MILOMETER _____ Miles/Kilometres (delete one)

Please complete the following, where possible, if you were unable to provide the information at the time of the interview:

Reg year		Reg month	
Vehicle engine size	(1 litre = 1,000 cc)		

National Centre for Social Research, Kings House, 101-135 Kings Road, Brentwood, Essex, CM14 4LX

Information Classification Level 3 – Respondent – Confidential

NTS V3
DfT 1570

Appendix I. Promissory note

	Household: <input type="text"/> <input type="text"/> <input type="text"/> <input type="text"/> <input type="text"/> <input type="text"/> <input type="text"/> <input type="text"/> <input type="text"/> <input type="text"/> <input type="text"/>	
National Travel Survey		
<p>As a way of saying thank you to everyone in your household for completing the National Travel Survey, NatCen promises to send you _____ £5 gift vouchers.</p>		
<p>You do not have to do anything to claim your gift vouchers. They will be sent to you automatically and you should receive them within four weeks. If you do not receive the vouchers, please contact NatCen on 01277 200 600.</p>		
<p>Once again, thank you for taking part in the National Travel Survey. The information collected from you will be used to produce statistics on travelling in Great Britain and will help with future transport plans and policies.</p>		
_____ (Interviewer)		___/___/___ (Date)
NTS V3 <small>© NatCen 2012</small>	<small>Department for Transport</small>	

Appendix J. SHOW CARDS

QTHComp.EthGroup

Show Card 1e

White

1. ENGLISH/ WELSH/ SCOTTISH/ NORTHERN IRISH/ BRITISH
2. Irish
3. Gypsy or Irish Traveller
4. Another White background (Please describe)

Mixed

5. White and Black Caribbean
6. White and Black African
7. White and Asian
8. Any other Mixed / multiple ethnic background (Please describe)

Asian or Asian British

9. Indian
10. Pakistani
11. Bangladeshi
12. Chinese
13. Any other Asian background (Please describe)

Black or Black British

14. African
15. Caribbean
16. Any other Black/ African/ Caribbean background (Please describe)

Other ethnic groups

17. Arab
18. Any other ethnic group (Please describe)

White

1. SCOTTISH/ ENGLISH/ WELSH/ NORTHERN IRISH/ BRITISH
2. Irish
3. Gypsy or Irish Traveller
4. Another White background (Please describe)

Mixed

5. White and Black Caribbean
6. White and Black African
7. White and Asian
8. Any other Mixed / multiple ethnic background (Please describe)

Asian or Asian British

9. Indian
10. Pakistani
11. Bangladeshi
12. Chinese
13. Any other Asian background (Please describe)

Black or Black British

14. African
15. Caribbean
16. Any other Black/ African/ Caribbean background (Please describe)

Other ethnic groups

17. Arab
18. Any other ethnic group (Please describe)

Show Card 1w

White

1. WELSH/ ENGLISH/ SCOTTISH/ NORTHERN IRISH/ BRITISH
2. Irish
3. Gypsy or Irish Traveller
4. Another White background (Please describe)

Mixed

5. White and Black Caribbean
6. White and Black African
7. White and Asian
8. Any other Mixed / multiple ethnic background (Please describe)

Asian or Asian British

9. Indian
10. Pakistani
11. Bangladeshi
12. Chinese
13. Any other Asian background (Please describe)

Black or Black British

14. African
15. Caribbean
16. Any other Black/ African/ Caribbean background (Please describe)

Other ethnic groups

17. Arab
18. Any other ethnic group (Please describe)

Show Card 2

1. Own outright
2. Buying it with the help of a mortgage or loan
3. Pay part rent and part mortgage (shared ownership)
4. Rent it
5. Live here rent-free (including rent-free in relative's/friend's property, excluding squatting)
6. Squatting

QLocServ.NearBand,BanRail,BanTube

Show Card 3

1. 6 minutes or less
2. 7 to 13 minutes
3. 14 to 26 minutes
4. 27 to 43 minutes
5. 44 minutes or longer

QLocServe.BanBus, BanTBus

Show Card 4

1. 6 minutes or less
2. 7 to 13 minutes
3. 14 to 26 minutes
4. 27 to 43 minutes
5. 44 minutes or longer
6. Quicker to walk
7. No convenient bus service

QAttitud.SatServ, TrainSat

Show Card 5

1. Very satisfied
2. Fairly satisfied
3. Neither satisfied nor dissatisfied
4. Fairly dissatisfied
5. Very dissatisfied
6. Do not use

QAttitud.ReliasBus, RelMetro

Show Card 6

1. Very reliable
2. Fairly reliable
3. Neither reliable nor unreliable
4. Fairly unreliable
5. Very unreliable
6. No local service
7. Do not use
8. No opinion / Don't know

QAttitud.FrqBus, FrqMetro

Show Card 7

1. Very frequent
2. Fairly frequent
3. Neither frequent nor infrequent
4. Fairly infrequent
5. Very infrequent
6. No local service
7. Do not use
8. No opinion / Don't know

QAttitud.Cyclane

Show Card 8

1. Very good
2. Fairly good
3. Neither good nor poor
4. Fairly poor
5. Very poor
6. No local cycle lanes
7. Do not use
8. No opinion/Don't know

QAttitud.Pavement

Show Card 9

1. Very good
2. Fairly good
3. Neither good nor poor
4. Fairly poor
5. Very poor
6. Not many pavements in the area
7. Do not use
8. No opinion/Don't know

1. 15 minutes or less
2. 16-20 minutes
3. 21-30 minutes
4. 31-40 minutes
5. 41-60 minutes
6. 61 minutes or longer

QAmenity.OrderN
Show Card 11

1. Food and drink (not including take away meals)
2. Clothes or footwear
3. Books / CDs / DVDs / software
4. Furniture
5. Soft furnishings/bedding
6. Electrical appliances or items (e.g. computer / fridge / tv / kettle)
7. Holiday/travel tickets
8. Any other tickets (not for travel)
9. Plants / bulbs / flowers / seeds
10. Health goods and toiletries
11. DIY / garden equipment
12. Anything else
13. None of these

QAmenity.Deliv

Show Card 12

1. 3 or more times a week
2. Once or twice a week
3. Less than that but more than twice a month
4. Once or twice a month
5. Less than that but more than twice a year
6. Once or twice a year
7. Less than once a year

QAmenity.LastDN

Show Card 13

1. Food and drink (not including take away meals)
2. Clothes or footwear
3. Books / CDs / DVDs / software
4. Furniture
5. Soft furnishings / bedding
6. Electrical appliances or items (e.g. computer / fridge / tv / kettle)
7. Holiday / travel tickets
8. Any other tickets (not for travel)
9. Plants / bulbs / flowers / seeds
10. Health goods and toiletries
11. DIY / garden equipment
96. Anything else

QAmenity.DelMeth
Show Card 14

1. Through the postal system
2. Courier (including Royal Mail courier)
3. By supplier's delivery van/lorry
4. Another way
5. Not in when it was delivered/did not see how it was delivered

QAmenity.HowBN
Show Card 15

1. I would have bought it in person (e.g. from a shop, travel agent, railway station etc)
2. Someone else in household would have bought it in person
3. Would have asked someone outside household to buy it in person
4. By phone
5. By post
6. On the internet
7. By fax
8. On the doorstep
9. Would not have bought it
10. Other (please say how)

QTChTrav.NotAlw1

Show Card 16

1. Traffic danger
2. Child might get lost / doesn't know the way
3. Child might not arrive (on time)
4. Fear of assault / molestation by an adult
5. Fear of bullying by other children
6. School too far away
7. Convenient to accompany child
97. Other reason (please say what)

QVehNum.UseVcl, QHVehTab.TypeVcl2

Show Card 17

1. Four-wheel car (includes Multi-Purpose Vehicles and people carriers)
2. carriers)
3. Four-wheel drive passenger vehicle (e.g. Landrover, Jeep or similar)
4. Three-wheel car
5. Minibus, motor caravan, dormobile etc.
6. Light van (no side windows behind driver) (includes pick ups and car based vans)
7. Some other type of van or lorry
8. Motorcycle with sidecar / scooter with sidecar
9. Motorcycle / scooter
10. Moped
11. Some other motor vehicle (SPECIFY)

QTDIsab.WhIaid
SHOW CARD 18

1. Powered wheelchair
2. Manual wheelchair
3. Powered mobility scooter
4. Walking sticks
96. Other walking aid

QTDIsab.PowWhuse
Show Card 19

1. 3 or more times a week
2. Once or twice a week
3. Less than that but more than twice a month
4. Once or twice a month
5. Less than that but more than twice a year
6. Once or twice a year
7. Less than that or never

QTDIsab.SpecTr, SpecUs
Show Card 20

1. Dial-a-ride service
2. Supermarket bus
3. Hospital car or service
4. Day centre car or service
5. Shared taxi scheme
6. Taxi voucher scheme
7. Post bus
8. Community owned minibus
97. Other special service (please say what)

QTMMethod.Privcar, OrdBus, Coach, Train, TaxiCab, Plane, Walk, QTCycle.Bicycle

Show Card 21

1. 3 or more times a week
2. Once or twice a week
3. Less than that but more than twice a month
4. Once or twice a month
5. Less than that but more than twice a year
6. Once or twice a year
7. Less than that or never

QTCycle.CycRoute

Show Card 22

1. Mainly on the road
2. Mainly on pavements, cycle paths or cycle lanes that were not part of a road
3. Mainly off the road in parks, open country or private land
4. On a variety of different surfaces

QTCarPas.CarPass

Show Card 23

1. Always in the front
2. Usually in the front
3. Always in the back
4. Usually in the back
5. No usual position
6. Does not travel by car

Show Card 24

1. Family or friends can drive me when necessary
2. Other forms of transport available
3. Cost of learning to drive
4. Cost of insurance
5. Cost of buying a car
6. Other general motoring costs
7. Environmental reasons
8. Safety concerns/Nervous about driving
9. Physical difficulties/disabilities/health problems
10. Too old
11. Too busy to learn
12. Put off by theory/practical driving test
13. Not interested in driving
14. Busy/congested roads
96. Other

Show Card 25

1. Not yet started
2. Less than 1 month
3. 1 month or more but less than 3 months
4. 3 months or more but less than 6 months
5. 6 months or more but less than 12 months
6. 12 months or more

Show Card 26

- Earned income / Salary
- Income from self employment
- Pension (state, private or from former employer)
- Pension Credit (formerly Minimum Income Guarantee)
- Child Benefit
- Working Tax Credit (formerly Disabled Persons or Working Families Tax Credit)
- Child Tax Credit
- Disability Living Allowance
- Other state benefits e.g.
 - Jobseeker's Allowance
 - Income Support
 - Housing Benefit
 - Council Tax Benefit
 - Incapacity Benefit (formerly NI Sickness / Invalidity Benefit)
 - Maternity Allowance/Statutory Maternity Pay
 - Attendance Allowance
 - Carers Allowance (formerly Invalid Care Allowance)
 - Widow/Widowers'/Bereavement Benefits
- Interest from savings, building society, investments etc.
- Other regular allowances (e.g. maintenance from former partner, annuity, student grant, bursaries, scholarships etc)
- Other sources

Show Card 27

	<u>Per Week</u>	<u>Per Month</u>	<u>Per Year</u>
J.	Less than £19	Less than £83	Less than £1,000
Q.	£19 to £38	£84 to £167	£1,000 to £1,999
U.	£39 to £57	£168 to £250	£2,000 to £2,999
A.	£58 to £76	£251 to £333	£3,000 to £3,999
H.	£77 to £95	£334 to £417	£4,000 to £4,999
N.	£96 to £115	£418 to £500	£5,000 to £5,999
L.	£116 to £134	£501 to £583	£6,000 to £6,999
V.	£135 to £153	£584 to £667	£7,000 to £7,999
C.	£154 to £172	£668 to £750	£8,000 to £8,999
S.	£173 to £191	£751 to £833	£9,000 to £9,999
W.	£192 to £239	£834 to £1,042	£10,000 to £12,499
D.	£240 to £287	£1,043 to £1,250	£12,500 to £14,999
R.	£288 to £335	£1,251 to £1,458	£15,000 to £17,499
E.	£336 to £383	£1,459 to £1,667	£17,500 to £19,999
T.	£384 to £479	£1,668 to £2,083	£20,000 to £24,999
B.	£480 to £575	£2,084 to £2,500	£25,000 to £29,999
F.	£576 to £671	£2,501 to £2,917	£30,000 to £34,999
G.	£672 to £767	£2,918 to £3,333	£35,000 to £39,999
I.	£768 to £959	£3,334 to £4,167	£40,000 to £49,999
P.	£960 to £1,150	£4,168 to £5,000	£50,000 to £59,999
O.	£1,151 to £1,342	£5,001 to £5,833	£60,000 to £69,999
M.	£1,343 to £1,439	£5,834 to £6,250	£70,000 to £74,999
K.	£1,440 or more	£6,251 or more	£75,000 or more

QTwrkMeth.WkRoad

Show Card 28

1. Motorway
2. Dual carriageway
3. Other major roads (other A roads)
4. Local road in a city or town (including B roads)
5. Local road outside a city or town (including B roads)
6. Other

QTwrkMeth.Wklift, QTwrkHome.Ofthome

Show Card 29

1. 3 or more times a week
2. Once or twice a week
3. Less than that but more than twice a month
4. Once or twice a month
5. Less than that but more than twice a year
6. Once or twice a year
7. Less than that or never

QTwrkMeth.ParkWrk

Show Card 30

1. On the street
2. On a driveway
3. In a garage
4. In a park-and-ride car park
5. In another public car park
6. In a firm/work's car park
7. In another private car park

QTwrkhome.WkTech

Show Card 31

1. Telephone or mobile phone
2. PC, laptop or PDA
3. Printer
4. Internet – broadband access
5. Internet – dial-up access
6. Remote access to your employers / office network
7. Fax
8. None of these

QTwrkDiff.Carseas

Show Card 32

1. Very easy
2. Fairly easy
3. Neither easy nor difficult
4. Quite difficult
5. Very difficult

QTShDiff.Fdshp

Show Card 33

1. Go to shops / market in person
2. Someone else goes to shops for me (e.g. friend, relative, carer)
3. Order online for home delivery
4. Order by phone for home delivery
5. Order by post for home delivery
96. Other

QTShDiff.Fddel, FdFreq

Show Card 34

1. 3 or more times a week
2. Once or twice a week
3. Less than that but more than twice a month
4. Once or twice a month
5. Less than that but more than twice a year
6. Once or twice a year
7. Less than that or never

QTShDiff.Delstrt

Show Card 35

1. Less than 3 months ago
2. 3 months or more but less than 6 months ago
3. 6 months or more but less than 1 year ago
4. 1 year or more but less than 2 years ago
5. 2 years or more but less than 3 years ago
6. 3 years ago or longer

QTShDiff.Shpease

Show Card 36

1. Very easy
2. Fairly easy
3. Neither easy nor difficult
4. Quite difficult
5. Very difficult

QTShDiff.ShpTroN
Show Card 37

1. Ask someone else to do it for me
2. Use another form of transport
3. Get a home delivery
4. Not do a main shop but use the local shops more regularly instead

QTShDiff.ShpTrans
Show Card 38

1. Taxi/minicab
2. Underground, metro, light rail, tram
3. Bus, minibus or coach
4. Train
5. On foot
6. Bicycle
97. Other (please specify)

QTDemTr.OthDiffN
Show Card 39

1. Travelling to the doctors surgery
2. Travelling to the hospital
3. Visiting friends / relatives at their home
4. Travelling to other social activities, including taking children
5. Taking the children to school
6. Travelling to school / college / university
7. Travelling for any other reason (please say what)
8. No difficulties with any of these

QTAccid.Injury

Show Card 40

1. Minor bruising or minor cuts
2. Severe cuts
3. Sprains
4. Whiplash
5. Fracture / broken bones
6. Concussion
7. Internal injuries
8. Burns
9. Crushing
10. Slight shock
11. Severe shock (required hospital treatment)
97. Other (Please specify)

QTAccid.Medical

Show Card 41

1. No – no medical attention received
2. Yes – first aid at roadside
3. Yes – at GP surgery
4. Yes – at a minor injuries / accidents unit
5. Yes – at Accident and Emergency
6. Yes – as an inpatient in hospital (at least one night spent on a hospital ward)
97. Yes – other (Please specify)

QTAccid.OthVeh

Show Card 42

1. No, no other vehicles / pedestrians were involved
2. Yes, a car
3. Yes, a bicycle
4. Yes, a motor cycle
5. Yes, a pedestrian
97. Yes, another type of vehicle

QTAccid.Police

Show Card 43

1. Yes – they attended because I called them
2. Yes – they attended as a result of someone else calling them
3. Yes – they were there when it happened / they drove past just after the accident occurred
4. No

QTicFix.QNOTIC.StckT

Show Card 44

1. Season ticket
2. Area travel card
3. Combined season ticket / area travel card
4. Railcard (e.g. family, young person's, senior citizen's, Network Card)
5. Employee's special pass
6. Other Non-Concessionary Ticket
7. Passes for older people
8. Scholar's pass
9. Disabled person's pass
10. Subsidised travel tokens
97. Any other special ticket or pass

QTicFix.QTicket.YrNum

Show Card 45

1. More than 12 times per year / once a month
2. Up to 12 times per year / once a month
3. Three or four times a year
4. Once or twice a year
5. Less than once a year or never

Show Card 46

Vehicle Registration Letter denoting Year

Use at LOOKREG/RegYear/RegMon in Vehicle Section

Letter after number

	Jan to July	Aug to Dec		Jan to July	Aug to Dec
1963	A	A	1973	L	M
1964	B	B	1974	M	N
1965	C	C	1975	N	P
1966	D	D	1976	P	R
1967	E	F	1977	R	S
1968	F	G	1978	S	T
1969	G	H	1979	T	V
1970	H	J	1980	V	W
1971	J	K	1981	W	X
1972	K	L	1982	X	Y
			1983	Y	

Letter before number

	Jan to July	Aug to Dec		Jan to July	Aug to Dec
1983		A	1991	H	J
1984	A	B	1992	J	K
1985	B	C	1993	K	L
1986	C	D	1994	L	M
1987	D	E	1995	M	N
1988	E	F	1996	N	P
1989	F	G	1997	P	R
1990	G	H	1998	R	

Biannual change (letter before number) (* Aug to Dec)

	Jan to Feb	March to Aug	Sep to Dec S *
1998			
1999	S	T	V
2000	V	W	X
2001	X	Y	

Biannual change (age identifier)

	Jan to Feb	March to Aug	Sep to Dec
2001			51
2002	51	02	52
2003	52	03	53
2004	53	04	54
2005.....	54	05	55
2006.....	55	06	56
2007.....	56	07	57
2008.....	57	08	58
2009.....	58	09	59
2010.....	59	10	60
2011.....	60	11	61

QTVMake.SimReg, WhatNum, Letter

Show Card 47

1. AB12 CDE
2. A123 CDE, A12 BCD, A1 BCD
3. ABC 123D, ABC 12D, ABC 1A
4. None of these

QTEngFTS.BenSize

Show Card 48

1. Up to 50cc
2. 51 to 125cc
3. 126 to 250cc
4. 251 to 700cc
5. 701 to 1000cc (0.7 to 1 litre)
6. 1001 to 1300cc (1.0 to 1.3 litres)
7. 1301 to 1400cc (1.3 to 1.4 litres)
8. 1401 to 1500cc (1.4 to 1.5 litres)
9. 1501 to 1800cc (1.5 to 1.8 litres)
10. 1801 to 2000cc (1.8 to 2.0 litres)
11. 2001 to 2500cc (2.0 to 2.5 litres)
12. 2501 to 3000cc (2.5 to 3.0 litres)
13. 3001cc and over (3 litres and over)

QTComCar.OthReg

Show Card 49

1. Someone outside the household
2. Employer / firm for whom household member works
3. Own business
4. Other firm or organisation

Show Card 50

1. 0 – 499 miles
2. 500 – 999 miles
3. 1,000 – 1,999 miles
4. 2,000 – 2,999 miles
5. 3,000 – 3,999 miles
6. 4,000 – 4,999 miles
7. 5,000 – 6,999 miles
8. 7,000 – 8,999 miles
9. 9,000 – 11,999 miles
10. 12,000 – 14,999 miles
11. 15,000 – 17,999 miles
12. 18,000 – 20,999 miles
13. 21,000 – 29,999 miles
14. 30,000 miles and over

Show Card AA

1. Season ticket
2. Area travel card
3. Combined season ticket / travel card
4. Railcard (e.g. family, young person's, senior citizen's, Network Card)
5. Employee's special pass
6. Passes for older people
7. Scholar's pass
8. Disabled person's pass
9. Subsidised travel tokens
97. Any other special ticket or pass

Appendix K. “Where do you work” lookup table

	WkUrbCd	WorkPI1
Aberdeen	1	5 minutes walk of Union Street
Birmingham	2	15 minutes walk of New Street
Blackpool	3	5 minutes walk of the Tower
Bolton	4	5 minutes walk of Town Hall (Victoria Square)
Bournemouth	5	5 minutes walk of The Square
Bradford	6	5 minutes walk of City Hall
Brighton	7	5 minutes walk of The Clock Tower
Bristol	8	15 minutes walk of Broadmead
Cardiff	9	5 minutes walk of St Davids Centre
Coventry	10	5 minutes walk of Broadgate
Derby	11	5 minutes walk of Market Place
Doncaster	12	5 minutes walk of the Law Courts
Dudley	13	5 minutes walk of Churchill Precinct
Dundee	14	5 minutes walk of City Square
Edinburgh	15	10 minutes walk of Princess Street
Glasgow	16	10 minutes walk of George Street
Huddersfield	17	5 minutes walk of Market Place
Hull	18	5 minutes walk of Victoria Square
Ipswich	19	5 minutes walk of The Cornhill
Leeds	20	10 minutes walk of City Station
Leicester	21	10 minutes walk of Clock Tower
Liverpool	22	10 minutes walk of The Town Hall
(London) Area bounded by the M25	23	Within the area shown on this map?
Luton	24	5 minutes walk of Arndale Shopping Centre
Manchester	25	15 minutes walk of Albert Square
Middlesborough	26	10 minutes walk of Victoria Square
Newcastle-Upon- Tyne	27	5 minutes walk of Eldon Square Shopping Centre
Northampton	28	5 minutes walk of The Market Square
Norwich	29	5 minutes walk of The Castle
Nottingham	30	10 minutes walk of Old Market Square
Peterborough	31	5 minutes walk of Queensgate Shopping Centre
Plymouth	32	10 minutes walk of Royal Parade
Portsmouth	33	10 minutes walk of The Guild Hall
Preston	34	5 minutes walk of The Market Square
Reading	35	10 minutes walk of Broad Street
Sheffield	36	10 minutes walk of Town Hall
Southampton	37	5 minutes walk of Bar Gate
Southend	38	10 minutes walk of Civic Centre
St.Helens	39	5 minutes walk of Victoria Square
Stockport	40	5 minutes walk of the Bus Centre
Stoke-On-Trent	41	5 minutes walk of Hanley Town Hall
Sunderland	42	5 minutes walk of Central Station
Swansea	43	5 minutes walk of The Dragon Hotel
Swindon	44	5 minutes walk of Brunel Shopping Centre
Walsall	45	10 minutes walk of Civic Centre
West Bromwich	46	5 minutes walk of Sandwell Shopping Centre
Wigan	47	5 minutes walk of Market Hall

WkUrbCd WorkP11		
Wolverhampton	48	5 minutes walk of Princess Square
WkUrbCd WorkP11		
Other urban area (not listed)	49	
Not in an urban area	50	Is it within 5 minutes walk of the main shopping/business centre?

Appendix L. Logistic regression model for household participation

	B	S.E.	Wald	df	Sig.	Exp(B)
GOR:			56.7	11	<0.001	
North East	0	(b/l)				
North West	-0.133	0.109	1.5	1	0.222	0.876
Yorkshire & Humberside	-0.388	0.112	12.0	1	<0.001	0.678
East Midlands	-0.260	0.119	4.8	1	0.029	0.771
West Midlands	-0.153	0.113	1.8	1	0.177	0.858
Eastern	-0.394	0.112	12.3	1	<0.001	0.675
Inner London	-0.586	0.124	22.2	1	<0.001	0.556
Outer London	-0.250	0.119	4.4	1	0.035	0.778
South East	-0.413	0.107	14.9	1	<0.001	0.662
South West	-0.322	0.115	7.8	1	0.005	0.724
Wales	-0.266	0.129	4.2	1	0.039	0.767
Scotland	-0.483	0.111	19.1	1	<0.001	0.617
Area type (p5):			33.1	5	<0.001	
Metropolitan areas	0	(b/l)				
Urban (> 250k people)	0.123	0.071	3.0	1	0.083	1.131
Urban (25-250k people)	0.201	0.062	10.4	1	0.001	1.222
Urban (10-25k people)	0.313	0.081	14.9	1	<0.001	1.367
Urban (3-10k people)	0.313	0.090	12.0	1	<0.001	1.368
Rural (< 3k people)	0.384	0.075	26.3	1	<0.001	1.468
ACORN group:			39.5	4	<0.001	
Wealthy Achievers	0	(b/l)				
Urban Prosperity	-0.391	0.073	28.4	1	<0.001	0.676
Comfortably Off	-0.211	0.056	14.4	1	<0.001	0.810
Moderate Means	-0.353	0.066	28.5	1	<0.001	0.702
Hard-Pressed	-0.234	0.061	14.7	1	<0.001	0.791
Month:			26.3	11	0.006	
January	0	(b/l)				
February	-0.078	0.090	0.7	1	0.388	0.925
March	0.048	0.091	0.3	1	0.603	1.049
April	0.026	0.091	0.1	1	0.778	1.026
May	-0.035	0.091	0.1	1	0.704	0.966
June	-0.035	0.091	0.1	1	0.700	0.966
July	0.026	0.092	0.1	1	0.774	1.027
August	-0.060	0.091	0.4	1	0.511	0.942
September	0.257	0.093	7.6	1	0.006	1.293
October	0.006	0.091	0.0	1	0.948	1.006
November	0.202	0.093	4.8	1	0.029	1.224
December	-0.022	0.091	0.1	1	0.806	0.978
Intercept	1.046	0.125	70.5	1.000	<0.001	2.845

Appendix M. Calibration weighting control totals: interview sample

	Unweighted respondents		Sel & NR weights (Pre-calibration)		Post-calibration		Population estimates	
	n	%	n	%	n	%	n	%
Sex								
Male	10,253	48.30%	10,220	48.20%	10,509	49.10%	29,645,391	49.20%
Female	10,990	51.70%	10,984	51.80%	10,876	50.90%	30,628,857	50.80%
GOR								
North East	1,009	4.70%	926	4.40%	905	4.20%	2,548,048	4.20%
North West	2,492	11.70%	2,382	11.20%	2,456	11.50%	6,928,903	11.50%
Yorks And Humber	1,760	8.30%	1,768	8.30%	1,844	8.60%	5,194,346	8.60%
East Midlands	1,531	7.20%	1,435	6.80%	1,580	7.40%	4,448,450	7.40%
West Midlands	2,022	9.50%	1,919	9.00%	1,959	9.20%	5,517,615	9.20%
East Of England	2,157	10.20%	2,121	10.00%	2,042	9.50%	5,756,874	9.60%
London	2,785	13.10%	3,243	15.30%	2,870	13.40%	8,097,987	13.40%
South East	2,849	13.40%	2,841	13.40%	2,994	14.00%	8,440,602	14.00%
South West	1,836	8.60%	1,761	8.30%	1,836	8.60%	5,171,356	8.60%
Wales	997	4.70%	950	4.50%	1,068	5.00%	3,014,418	5.00%
Scotland	1,805	8.50%	1,858	8.80%	1,831	8.60%	5,155,650	8.60%
Age by sex								
Males 0-4	697	3.30%	698	3.30%	690	3.20%	1,941,322	3.20%
Males 5-10	737	3.50%	733	3.50%	744	3.50%	2,092,358	3.50%
Males 11-16	760	3.60%	753	3.50%	781	3.70%	2,195,585	3.60%
Males 17-20	524	2.50%	526	2.50%	531	2.50%	1,496,913	2.50%
Males 21-29	1,025	4.80%	1,055	5.00%	1,283	6.00%	3,659,159	6.10%
Males 30-39	1,225	5.80%	1,256	5.90%	1,407	6.60%	3,969,325	6.60%
Males 40-49	1,422	6.70%	1,420	6.70%	1,562	7.30%	4,404,056	7.30%
Males 50-59	1,318	6.20%	1,298	6.10%	1,310	6.10%	3,690,737	6.10%
Males 60-64	671	3.20%	657	3.10%	640	3.00%	1,802,164	3.00%
Males 65-69	606	2.90%	592	2.80%	511	2.40%	1,437,776	2.40%
Males 70+	1,268	6.00%	1,233	5.80%	1,050	4.90%	2,955,997	4.90%
Females 0-4	704	3.30%	711	3.40%	659	3.10%	1,851,342	3.10%
Females 5-10	757	3.60%	762	3.60%	711	3.30%	1,997,496	3.30%
Females 11-16	715	3.40%	715	3.40%	745	3.50%	2,096,564	3.50%
Females 17-20	469	2.20%	477	2.30%	512	2.40%	1,445,754	2.40%
Females 21-29	1,160	5.50%	1,201	5.70%	1,303	6.10%	3,680,374	6.10%
Females 30-39	1,371	6.50%	1,403	6.60%	1,427	6.70%	4,016,929	6.70%
Females 40-49	1,564	7.40%	1,561	7.40%	1,613	7.50%	4,540,181	7.50%
Females 50-59	1,418	6.70%	1,390	6.60%	1,345	6.30%	3,786,573	6.30%
Females 60-64	689	3.20%	673	3.20%	666	3.10%	1,875,514	3.10%
Females 65-69	698	3.30%	682	3.20%	543	2.50%	1,527,476	2.50%
Females 70+	1,445	6.80%	1,409	6.60%	1,353	6.30%	3,810,654	6.30%
Total	21,243		21,203		21,385		60,274,249	

Appendix N. Logistic regression model for removing household that did not fully respond

	B	S.E.	Wald	df	Sig.	Exp(B)
GOR:			31.2	11	0.001	
North East	0	(b/l)				
North West	-0.564	0.232	5.9	1	0.015	0.569
Yorkshire & Humberside	-0.631	0.242	6.8	1	0.009	0.532
East Midlands	-0.323	0.256	1.6	1	0.207	0.724
West Midlands	-0.079	0.255	0.1	1	0.755	0.924
Eastern	-0.290	0.248	1.4	1	0.242	0.748
Inner London	-0.409	0.269	2.3	1	0.129	0.665
Outer London	-0.817	0.245	11.2	1	<0.001	0.442
South East	-0.443	0.235	3.6	1	0.059	0.642
South West	-0.366	0.250	2.1	1	0.143	0.694
Wales	-0.765	0.260	8.7	1	0.003	0.465
Scotland	-0.630	0.240	6.9	1	0.009	0.533
Tenure:			0.9	1	0.333	
Not owner occupier	0	(b/l)				
Owner occupier	0.089	0.092	0.9	1	0.333	1.093
Number of adults:			14.3	3	0.003	
One	0	(b/l)				
Two	-0.379	0.143	7.1	1	0.008	0.684
Three	-0.637	0.200	10.2	1	0.001	0.529
Four or more	-0.861	0.233	13.7	1	<0.001	0.423
Number of children:			4.9	3	0.181	
None	0	(b/l)				
One	-0.040	0.120	0.1	1	0.739	0.961
Two	-0.276	0.131	4.5	1	0.035	0.759
Three or more	-0.183	0.188	0.9	1	0.331	0.833
Any married couples:			9.8	1	0.002	
No	0	(b/l)				
Yes	0.418	0.134	9.8	1	0.002	1.518
Any cohabiting couples:			0.4	1	0.522	
No	0	(b/l)				
Yes	0.095	0.148	0.4	1	0.522	1.100
How frequent buses from nearest stop:			6.5	2	0.040	
Infrequent	0	(b/l)				
One per hour	0.365	0.147	6.2	1	0.013	1.441
Frequent	0.116	0.114	1.0	1	0.309	1.123

	B	S.E.	Wald	df	Sig.	Exp(B)
How frequent trains from nearest station:			2.1	1	0.146	
Not frequent services all day	0	(b/l)				
Frequent services all day	0.174	0.120	2.1	1	0.146	1.190
Regular use of vehicle:			1.1	1	0.296	
No	0	(b/l)				
Yes	-0.111	0.106	1.1	1	0.296	0.895
Month:			10.2	11	0.510	
January	0	(b/l)				
February	-0.097	0.199	0.2	1	0.626	0.908
March	0.144	0.205	0.5	1	0.483	1.155
April	-0.142	0.194	0.5	1	0.465	0.868
May	-0.283	0.193	2.2	1	0.142	0.754
June	-0.184	0.196	0.9	1	0.348	0.832
July	-0.334	0.190	3.1	1	0.079	0.716
August	-0.205	0.196	1.1	1	0.296	0.815
September	-0.036	0.197	0.0	1	0.854	0.964
October	-0.156	0.196	0.6	1	0.425	0.855
November	-0.222	0.191	1.4	1	0.245	0.801
December	-0.235	0.192	1.5	1	0.222	0.791
Age of youngest household member:			32.6	8	<0.001	
16 to 18	0	(b/l)				
19 to 25	-0.221	0.153	2.1	1	0.150	0.802
26 to 30	-0.205	0.182	1.3	1	0.259	0.815
31 to 40	0.221	0.181	1.5	1	0.224	1.247
41 to 50	0.088	0.192	0.2	1	0.645	1.092
51 to 60	0.291	0.213	1.9	1	0.171	1.338
61 to 70	0.561	0.220	6.5	1	0.011	1.752
71 to 80	0.619	0.242	6.5	1	0.011	1.856
Older than 80	0.380	0.270	2.0	1	0.159	1.462
Ethnic groups of household members:			2.5	1	0.117	
All white	0	(b/l)				
One or more not white	-0.168	0.108	2.5	1	0.117	0.845
Intercept	2.711	0.333	66.4	1	<0.001	15.042

Appendix O. Calibration weighting control totals: fully responding sample

	Unweighted respondents		Sel & NR weights (Pre-calibration)		Post-calibration		Population estimates	
	n	%	n	%	n	%	n	%
Sex								
Male	9,244	48.30%	9,345	48.20%	9,604	49.10%	29,645,391	49.20%
Female	9,910	51.70%	10,034	51.80%	9,942	50.90%	30,628,857	50.80%
GOR								
North east	946	4.90%	857	4.40%	828	4.20%	2,548,048	4.20%
North west	2,193	11.40%	2,158	11.10%	2,245	11.50%	6,928,903	11.50%
Yorks and humber	1,568	8.20%	1,616	8.30%	1,687	8.60%	5,194,346	8.60%
East midlands	1,411	7.40%	1,312	6.80%	1,445	7.40%	4,448,450	7.40%
West midlands	1,882	9.80%	1,762	9.10%	1,792	9.20%	5,517,615	9.20%
East of England	1,965	10.30%	1,920	9.90%	1,867	9.60%	5,756,874	9.60%
London	2,411	12.60%	2,968	15.30%	2,619	13.40%	8,097,987	13.40%
South east	2,601	13.60%	2,604	13.40%	2,737	14.00%	8,440,602	14.00%
South west	1,693	8.80%	1,617	8.30%	1,680	8.60%	5,171,356	8.60%
Wales	881	4.60%	875	4.50%	973	5.00%	3,014,418	5.00%
Scotland	1,603	8.40%	1,690	8.70%	1,674	8.60%	5,155,650	8.60%
Age by sex								
Males 0-4	621	3.20%	644	3.30%	630	3.20%	1,941,322	3.20%
Males 5-10	659	3.40%	670	3.50%	680	3.50%	2,092,358	3.50%
Males 11-16	675	3.50%	687	3.50%	714	3.70%	2,195,585	3.60%
Males 17-20	455	2.40%	482	2.50%	484	2.50%	1,496,913	2.50%
Males 21-29	868	4.50%	957	4.90%	1,169	6.00%	3,659,159	6.10%
Males 30-39	1,108	5.80%	1,161	6.00%	1,286	6.60%	3,969,325	6.60%
Males 40-49	1,282	6.70%	1,300	6.70%	1,429	7.30%	4,404,056	7.30%
Males 50-59	1,189	6.20%	1,181	6.10%	1,198	6.10%	3,690,737	6.10%
Males 60-64	628	3.30%	603	3.10%	585	3.00%	1,802,164	3.00%
Males 65-69	568	3.00%	541	2.80%	467	2.40%	1,437,776	2.40%
Males 70+	1,191	6.20%	1,120	5.80%	961	4.90%	2,955,997	4.90%
Females 0-4	630	3.30%	654	3.40%	602	3.10%	1,851,342	3.10%
Females 5-10	667	3.50%	688	3.60%	649	3.30%	1,997,496	3.30%
Females 11-16	627	3.30%	644	3.30%	681	3.50%	2,096,564	3.50%
Females 17-20	402	2.10%	437	2.30%	468	2.40%	1,445,754	2.40%
Females 21-29	1,004	5.20%	1,111	5.70%	1,191	6.10%	3,680,374	6.10%
Females 30-39	1,237	6.50%	1,282	6.60%	1,304	6.70%	4,016,929	6.70%
Females 40-49	1,406	7.30%	1,437	7.40%	1,475	7.50%	4,540,181	7.50%
Females 50-59	1,283	6.70%	1,264	6.50%	1,230	6.30%	3,786,573	6.30%
Females 60-64	633	3.30%	605	3.10%	609	3.10%	1,875,514	3.10%
Females 65-69	662	3.50%	628	3.20%	497	2.50%	1,527,476	2.50%
Females 70+	1,359	7.10%	1,284	6.60%	1,238	6.30%	3,810,654	6.30%

	Unweighted respondents		Sel & NR weights (Pre-calibration)		Post-calibration		Population estimates	
	n	%	n	%	n	%	n	%
Drivers licence								
Full	11,279	58.90%	11,173	57.70%	11,345	58.00%	34,969,066	58.00%
None	4,208	22.00%	4,442	22.90%	4,477	22.90%	13,842,100	23.00%
Not applicable	3,667	19.10%	3,764	19.40%	3,724	19.10%	11,463,083	19.00%
Single adult 16-64, no children	1,191	6.20%	1,226	6.30%	1,278	6.50%	3,933,182	6.50%
Single adult 65+, no children	1,142	6.00%	1,092	5.60%	1,025	5.20%	3,156,795	5.20%
Single parent household	967	5.00%	992	5.10%	918	4.70%	2,826,018	4.70%
2 adults HOH 16-64, no children	3,270	17.10%	3,295	17.00%	3,450	17.70%	10,626,752	17.60%
2 adults HOH 65+, no children	2,500	13.10%	2,318	12.00%	1,994	10.20%	6,137,255	10.20%
2 adults plus children	5,122	26.70%	5,182	26.70%	5,245	26.80%	16,145,614	26.80%
3+ adults	4,962	25.90%	5,274	27.20%	5,636	28.80%	17,448,633	28.90%
Number of vehicles in hhd								
None	3,434	17.90%	3,775	19.50%	3,760	19.20%	11635182	19.30%
1	7,759	40.50%	7,809	40.30%	7,555	38.70%	23275072	38.60%
2	6,050	31.60%	5,907	30.50%	6,123	31.30%	18865711	31.30%
3+	1,911	10.00%	1,887	9.70%	2,109	10.80%	6498284	10.80%
Urban/rural indicator (P5)								
Met areas	5,710	29.80%	6,438	33.20%	6,174	31.60%	19,064,154	31.60%
> 250k	2,287	11.90%	2,312	11.90%	2,457	12.60%	7,584,808	12.60%
25-250k	4,810	25.10%	4,777	24.70%	4,968	25.40%	15,316,768	25.40%
10-25k	1,766	9.20%	1,676	8.60%	1,770	9.10%	5,452,038	9.00%
3-10k	1,385	7.20%	1,290	6.70%	1,257	6.40%	3,867,357	6.40%
< 3k	3196	16.70%	2885	14.90%	2921	14.90%	8,989,124	14.90%
Total	19,154		19,379		19,547		60,274,249	