

# National Diet and Nutrition Survey (NDNS)

## P1252 Year 6

### Program Documentation

### Interviewer Schedule

This 'paper version of the program' has been created to indicate the wording and content of the interviewer questionnaire.

### PART 1: Interviewer Schedule

- Instructions for the interviewer are given in capital letters, and questions the interviewer is to ask the respondent are given as normal text.
- Items which appear in the actual program but which have been excluded here for clarity include: Repetition of respondent's name on each question; Checks on the accuracy of answer codes in relation to each other; Prompts for back-coding during the edit process.

#### Contents:

National Diet and Nutrition Survey .....	1
Interviewer Schedule .....	1
PART 1: Interviewer Schedule .....	1
<b>HOUSEHOLD GRID</b> .....	<b>2</b>
<b>HRP SELECTION</b> .....	<b>6</b>
<b>TENURE</b> .....	<b>7</b>
<b>MAIN FOOD PROVIDER QUESTIONNAIRE</b> .....	<b>9</b>
<b>SHOPPING HABITS</b> .....	<b>9</b>
<b>FOOD PREPARATION</b> .....	<b>10</b>
<b>EMPLOYMENT OF HOUSEHOLD REFERENCE PERSON</b> .....	<b>14</b>
<b>BENEFITS</b> .....	<b>15</b>
<b>INCOME</b> .....	<b>16</b>
<b>SCHOOL PROVISION</b> .....	<b>17</b>
<b>EATING OUT AND OTHER PROVISION</b> .....	<b>21</b>
<b>EATING HABITS</b> .....	<b>23</b>
<b>FOOD AVOIDANCE</b> .....	<b>27</b>
<b>GENERAL HEALTH</b> .....	<b>30</b>
<b>ORAL HEALTH</b> .....	<b>32</b>
<b>SELF-COMPLETIONS</b> .....	<b>34</b>
<b>SMOKING</b> .....	<b>35</b>
<b>DRINKING</b> .....	<b>36</b>
<b>HEIGHT &amp; WEIGHT MEASUREMENTS</b> .....	<b>46</b>
CAPI 2	
<b>MENTAL HEALTH</b> .....	<b>47</b>

DIETARY SUPPLEMENTS.....	47
SUN EXPOSURE .....	55
CHILD PHYSICAL ACTIVITY.....	59
DIARY COLLECTION.....	70
& PHYSICAL ACTIVITY QUESTIONNAIRE PLACEMENT.....	70
NHS CENTRAL REGISTER .....	77
& CANCER REGISTRY CONSENT FORM .....	77
RECONTACT QUESTIONS.....	78
IODINE SPOT URINE SAMPLE .....	80
TRACER WATER.....	85
NURSE INTRODUCTION .....	90

**HOUSEHOLD GRID**

**Name**

RECORD THE NAME (OR A UNIQUE IDENTIFIER) FOR EACH MEMBER OF THE CATERING UNIT. WHEN ALL HOUSEHOLD MEMBERS HAVE BEEN ENTERED, PRESS PgDn.

: STRING[15]

**SHGInt**

I'd like to know a little about the members of your household **who shop and cook as a group**. Can you tell me the names of everyone in your household (**who shop and cook as a group**).

INTERVIEWER: Press '1' to continue and record (adult respondent / child's parent and/or MFP) as first person in household

PRESS <ENTER> TO CONTINUE

1       continue

***(The following questions are asked about each household member. "You / X" is substituted with the appropriate name for X).***

**Sex**

INTERVIEWER: Ask or record sex of X

1       Male

2       Female

**DoB**

What is your / X's date of birth?

INTERVIEWER:       If day not given....enter 15 for day.

                          If month not given....enter 6 for month.

**IF (DOB = Don't know / Refusal) THEN**

**Agelf**

What was your / X's age last birthday?

ENTER 0 FOR A CHILD UNDER 12 MONTHS.

98 or more = CODE 97

[for respondent one] INTERVIEWER: If respondent is unable to provide their age at their last birthday or their date of birth, please thank the respondent and explain that if we don't have

their age then we will be unable to use their data so they are not eligible to continue with the interview. Please code "599 - OFFICE APPROVAL ONLY - Other unproductive" at IOut in the Admin block and phone the office.  
Range: 0..97

### **DVAge**

Age, computed

### **DvAgeM**

Age in months, computed

### **IF (DVAge ≥ 16) THEN**

#### **MarSt2**

ASK OR RECORD MARITAL STATUS.

CODE FIRST THAT APPLIES.

Are you / is X ...

(HELP <F9>)

- |   |           |  |
|---|-----------|--|
| 1 | NevMarr   | "single, that is, never married"   |
| 2 | MarrLiv   | "married and living with your husband/wife"  |
| 3 | Civil     | "civil partner in a legally recognised Civil Partnership"  |
| 4 | Separated | "married and separated from your husband/wife"   |
| 5 | Divorced  | "divorced"   |
| 6 | Widowed   | "or widowed?"  |
| 7 | CivilSep  | " <b>Spontaneous only</b> - formerly in a legally recognised civil partnership and separated from civil partner"               |
| 8 | CivilDis  | " <b>Spontaneous only</b> - formerly in a legally recognised civil partnership and civil partnership is now legally dissolved" |
| 9 | CivWid    | " <b>Spontaneous only</b> - a surviving civil partner (his/her partner has since died)"  |

### **IF (more than 1 person in household) AND (MarStat = NevMar OR Separated OR Divorced OR Widowed OR CivilSep OR CivilDis OR CivWid) THEN**

#### **LiveW2**

May I just check, are you / is X living with someone in the household as a couple?

ASK OR RECORD.

(HELP <F9>)

- |   |         |   |
|---|---------|---|
| 1 | Yes     | "Yes"   |
| 2 | No      | "No"  |
| 3 | SameSex | " <b>Spontaneous only</b> : Same sex couple (but not in a formal registered civil partnership)" |

### **DVMarDF2**

De facto marital status, computed

- |   |          |   |
|---|----------|---|
| 1 | Married  | "Married"   |
| 2 | DFCivil  | "Civil partnered"   |
| 3 | Cohab    | "Cohabiting"  |
| 4 | DFSingle | "Single"  |
| 5 | DFSepar  | "Separated"   |
| 6 | DFDivor  | "Divorced"  |
| 7 | DFWidow  | "Widowed"   |
| 8 | DFCivDis | "Formerly in same-sex civil partnership, now legally dissolved" |
| 9 | DFCivWid | "A surviving civil partner"                                     |

### **IF (DvAge ≥ 16) THEN**

#### **WrkStat**

Is X / Are you ...READ OUT...

INTERVIEWER: CODE FIRST TO APPLY.

- |   |         |   |
|---|---------|---|
| 1 | FTEduc  | "...going to school or college full-time (including on vacation)" |
| 2 | Working | "...in full or part-time employment, or"                          |
| 3 | NWork   | "...not working at present?"                                      |

**IF (WrkStat = FTEduc) THEN**

**PTWork**

Does X / Do you do any paid or voluntary work as well as studying?

- |   |     |
|---|-----|
| 1 | Yes |
| 2 | No  |

**IF (WrkStat = FTEduc OR NWork) AND (PTWork = No) THEN**

**EverWk**

Has X / Have you ever had a paid job, apart from casual or holiday work?

- |   |     |
|---|-----|
| 1 | Yes |
| 2 | No  |

**NatID**

SHOW CARD A

What do you consider your / X's **national identity** to be? Please choose your answer from this card.

- |   |                |                |
|---|----------------|----------------|
| 1 | English        |                |
| 2 | Scottish       |                |
| 3 | Welsh          |                |
| 4 | Northern Irish |                |
| 5 | British        |                |
| 6 | Other          | "Other answer" |

**IF (NatID = Other) THEN**

**NatOth**

How would you describe your / X's national identity?

INTERVIEWER: IF SOMEONE DESCRIBES THEMSELVES AS HALF ENGLISH AND HALF IRISH OR ANY OTHER COMBINATION OF WELSH/SCOTTISH/IRISH/ENGLISH CODE THEM AS 'Mixed British'.

- |   |          |  |
|---|----------|--|
| 1 | Mixed    | "Mixed British - SPECIFY AT NEXT QUESTION" |
| 2 | Describe | "Other - SPECIFY AT NEXT QUESTION"         |

**IF (NatOth = Describe OR Mixed) THENXNatOth**

INTERVIEWER: ENTER DESCRIPTION OF NATIONAL IDENTITY.

: STRING [100]

**EthGrp**

SHOW CARD B

To which of these ethnic groups do you consider you / X belong(s)?

INTERVIEWER: THIS IS A QUESTION OF RESPONDENT'S (OR PROXY'S) OPINION.

- |   |          |   |
|---|----------|---|
| 1 | White    | "English / Welsh / Scottish / Northern Irish / British" |
| 2 | Irish    | "Irish"   |
| 3 | Gypsy    | "Gypsy or Irish Traveller"                              |
| 4 | WhtOth   | "Any other white background (please describe)"          |
| 5 | MixedWBC | "Mixed - White and Black Caribbean"                     |
| 6 | MixedWBA | "Mixed - White and Black African"                       |
| 7 | MixedWAs | "Mixed - White and Asian"                               |

8	MixedOth	"Any other mixed background (please describe)"
9	Indian	"Asian or Asian British - Indian"
10	Pakistan	"Asian or Asian British - Pakistani"
11	Bngldesh	"Asian or Asian British - Bangladeshi"
12	AsianOth	"Any other Asian/Asian British background (please describe)"
13	BlackCrb	"Black or Black British - Caribbean"
14	BlackAfr	"Black or Black British - African"
15	BlackOth	"Any other Black/Black British background (please describe)"
16	Chinese	"Chinese"
17	Arab	"Arab"
18	Other	"Any other (please describe)"

**IF (EthGrp = 4, 8, 12, 15 OR 18) THEN**

**EthOth**

Please can you describe your / X's ethnic group?

INTERVIEWER: ENTER DESCRIPTION OF ETHNIC GROUP.

: STRING [100]

**IF (Person > 1) THEN**

**Rel**

SHOW CARD C

INTERVIEWER: CODE RELATIONSHIP OF EACH HOUSEHOLD MEMBER TO THE OTHERS - X is Y'S...

SOME CODES MAY NOT BE VISIBLE ON THE SCREEN.

(SEE HELP <F9> FOR POSSIBLE INTRODUCTION TO SECTION)

1	Spouse	"Husband/Wife"
2	CivilP	"Civil partner"
3	Cohabitee	"Partner/Cohabitee"
4	Child	"Natural son/daughter"
5	AChild	"Adopted son/daughter"
6	FChild	"Foster child"
7	StChild	"Stepson/stepdaughter"
8	ILChild	"Son-in-law/daughter-in-law"
9	Parent2	"Natural Parent"
10	AdParent	"Adoptive parent"
11	FParent	"Foster parent"
12	StParent	"Step-parent"
13	ILParent	"Parent-in-law"
14	Sib	"Natural brother/sister"
15	HSib	"Half-brother/sister"
16	StSib	"Step-brother/sister"
17	ASib	"Adopted brother/sister"
18	FSib	"Foster brother/sister"
19	ILSib	"Brother/sister-in-law"
20	GChild	"Grand-child"
21	GParent	"Grand-parent"
22	OthRel	"Other relative"
23	NonRel	"Other non-relative"

## **HRP SELECTION**

### **HHldr**

In whose name is the accommodation owned or rented?

INTERVIEWER: IF THE RENT OR MORTGAGE FOR THIS ACCOMMODATION IS PAID FOR BY SOMEONE OUTSIDE THE HOUSEHOLD, CODE THE PERSON IN THE HOUSEHOLD WHO IS RESPONSIBLE FOR THE ACCOMMODATION.

ANYONE ELSE? CODE ALL THAT APPLY.

*(list of people in household)*

### **IF (more than one person coded as being the householder at HHldr) THEN**

#### **HiHNum**

You have told me that X, Y ... and Z) jointly own or rent the accommodation. Who has the highest income (from earnings, benefits, pensions and any other sources)?

INTERVIEWER: THESE ARE THE JOINT HOUSEHOLDERS:

*(Names of joint householders)*

ENTER PERSON NUMBER. IF TWO OR MORE HAVE SAME INCOME, ENTER 97.

IF RESPONDENT ASKS FOR PERIOD TO AVERAGE OVER - ONE YEAR.

PROMPT AS NECESSARY FOR JOINT HOUSEHOLDERS:

IS ONE OF THEM THE SOLE PERSON WITH PAID WORK OR OCCUPATIONAL PENSION.

Range: 1..97

### **IF (HiHNum=97) THEN**

#### **JntEldA**

ENTER PERSON NUMBER OF THE **ELDEST** JOINT HOUSEHOLDER FROM THOSE WITH THE SAME HIGHEST INCOME.

ASK OR RECORD.

*(Names of joint householders and their ages)*

### **IF (HiHNum=DONTKNOW OR REFUSAL) THEN**

#### **JntEldB**

ENTER PERSON NUMBER OF THE ELDEST JOINT HOUSEHOLDER.

ASK OR RECORD.

*(Names of joint householders and their ages)*

**HRPNum** {Computed from responses above}

Person number of household reference person:

### **AdNum1**

ENTER PERSON NUMBER OF ADULT RESPONDENT (NAME RECORDED ON FIRST PAGE OF THE ARF)

*(names of adult household members)*

Range: 1..97

### **IF (Female adult aged ≤ 49) THEN**

#### **AdChk**

INTERVIEWER: When doing the selection you should have checked to ensure that **(Name of selected adult respondent)** is not currently pregnant or breastfeeding. Please type '1' to confirm that this is the case

1 NotP "X not pregnant or breastfeeding"

2 Preg "X is pregnant or breastfeeding"

### **ChNum**

ENTER THE PERSON NUMBER OF 'RESPONDENT 2' AGED 18 MONTHS TO 18 YEARS.  
(NAME RECORDED ON FIRST PAGE OF THE ARF)  
(*names of child household members*)  
Range: 1..97

**IF (There is no adult in the household that is the parent (natural, adoptive, foster or step) of the child respondent) AND (Age < 16) THEN**

**Par1**

Which of the people in this household are (*Name of selected child respondent*)'s parents or have legal parental responsibility for him/her on a permanent basis?

INTERVIEWER: Code first person at this question.

Range: 1..97

**IF (Par1 = 1..10) AND (more than one person in household) THEN**

**Par2**

Which other person in this household is (*Name of selected child respondent*)'s parent or has legal parental responsibility for him/her on a permanent basis?

INTERVIEWER: Code second person at this question.

Range : 1..97

**IF (Female child and aged 13-18) THEN**

**ChChk**

INTERVIEWER: When doing the selection you should have checked to ensure that (*Name of selected child respondent*) is not currently pregnant or breastfeeding. Please type '1' to confirm that this is the case"

1 NotP "X not pregnant or breastfeeding"

2 Preg "X is pregnant or breastfeeding"

**IF (Age < 11) THEN**

**ChResp**

SOME OF THE QUESTIONS ABOUT (*Name of selected child respondent*) WILL NEED TO BE ASKED OF AN ADULT.

Enter person number of adult who will answer questions on behalf of (*Name of selected child respondent*)

INTERVIEWER: Only an adult household member can act as a proxy when collecting information about children.

Range: 1..10

**MFPNum**

Enter the person number of the **MAIN FOOD PROVIDER** (NAME RECORDED ON ARF).

Range: 1..10

## **TENURE**

**Ten1**

SHOW CARD D

In which of these ways do you/does (name of household reference person) occupy this accommodation?

INTERVIEWER: CODE FIRST THAT APPLIES.

NOTE: QUESTIONS ABOUT TENURE ARE ASKED ABOUT THE HOUSEHOLD REFERENCE PERSON – (name of household reference person)

- |   |       |  |
|---|-------|--|
| 1 | Own   | "Own outright"   |
| 2 | Morg  | "Buying it with the help of a mortgage or loan"  |
| 3 | Share | "Pay part rent and part mortgage (shared ownership)"   |
| 4 | Rent  | "Rent it"  |
| 5 | RentF | "Live here rent-free (including rent-free in relative's/friend's property; excluding squatting)" |
| 6 | Squat | "Squatting"  |

**IF (Ten1 = Rent OR RentF) THEN**

**LLord**

Who is your landlord?

INTERVIEWER: IF PROPERTY IS LET THROUGH AN AGENT, THE QUESTION REFERS TO THE OWNER NOT THE AGENT.

CODE 1 (LOCAL AUTHORITY) INCLUDES PEOPLE RENTING FROM HOUSING ACTION TRUSTS.

CODE 2 (HOUSING ASSOCIATION) INCLUDES REGISTERED SOCIAL LANDLORDS AND LOCAL HOUSING COMPANIES.

USE CODE 5 ONLY IF THE RESPONDENT AND LANDLORD WERE FRIENDS BEFORE THEY WERE TENANT AND LANDLORD, NOT IF THEY HAVE ONLY BECOME FRIENDLY SINCE THEN.

- |   |           |  |
|---|-----------|--|
| 1 | LA        | "The local authority/council/New Town Development/Scottish Homes"                    |
| 2 | HA        | "A housing association or co-operative or charitable trust or Local Housing company" |
| 3 | Comp      | "Employer (organisation) of a household member"                                      |
| 4 | OthOrg    | "Another organisation"   |
| 5 | RelFrnd   | "Relative/friend (before you lived here) of a household member"                      |
| 6 | EmplIndiv | "Employer (individual) of a household member"  |
| 7 | OthIndiv  | "Another individual private landlord"  |

**IF (Ten1 = Rent OR RentF) THEN**

**Furn**

Is the accommodation provided...

...RUNNING PROMPT...

- |   |        |  |
|---|--------|--|
| 1 | Furnd  | "...furnished"                                       |
| 2 | PFurn  | "...partly furnished (eg carpets and curtains only)" |
| 3 | UnFurn | "...or, unfurnished?"                                |



## MAIN FOOD PROVIDER QUESTIONNAIRE

**THIS IS A HOUSEHOLD LEVEL QUESTIONNAIRE ASKED ONCE AT ALL ELIGIBLE HOUSEHOLDS. EITHER THE MAIN FOOD PROVIDER / MFP (AGED 16 YEARS OR OVER), IDENTIFIED IN THE HOUSEHOLD COMPOSITION QUESTIONNAIRE, ANSWERS THE FOLLOWING QUESTIONS OR A PROXY MFP INTERVIEW IS CONDUCTED WITH ANOTHER MEMBER OF THE HOUSEHOLD (AGED 19 YEARS OR OVER).**

### **MFPProx**

IS THIS A PERSONAL OR A PROXY INTERVIEW WITH THE MAIN FOOD PROVIDER (name of MFP)?

- |   |          |   |
|---|----------|---|
| 1 | WithMFP  | "PERSONAL INTERVIEW WITH MFP (name of MFP)" |
| 2 | WithProx | "PROXY INTERVIEW"                           |

**IF (MFPProx = WithProx) THEN**

### **MProxWho**

ENTER THE PERSON NUMBER OF PROXY RESPONDENT

*(list of adult household members)*

ENTER CODE 11 IF NON-HOUSEHOLD MEMBER

Range: 1..11

## **SHOPPING HABITS**

### **ShopIntr**

Now I would like to ask you about shopping.

INTERVIEWER: PROMPT WHENEVER NECESSARY.

IF RESPONDENT DOESN'T KNOW ANSWERS, TRY TO SPEAK TO PERSON WHO DOES SHOPPING.

PRESS <ENTER> TO CONTINUE

- |   |          |
|---|----------|
| 1 | Continue |
|---|----------|

### **ShopFV**

#### **SHOW CARD E**

Where do you/ does your household mainly buy fresh fruit and vegetables from?

INTERVIEWER: CODE ONE ONLY. IF MORE THAN ONE, CODE WHERE **MOST** FRUIT AND VEG BOUGHT FROM.

DO NOT INCLUDE FRUIT AND VEGETABLES THAT ARE GROWN BY THE RESPONDENT. SUCH FOOD SHOULD BE INCLUDED UNDER THE FOLLOWING QUESTIONS ABOUT FREE FOOD.

- |   |         |   |
|---|---------|---|
| 1 | LSuper  | "Large supermarket, including home delivery from supermarket" |
| 2 | SSuper  | "Mini supermarket (e.g. Tesco Metro)"                         |
| 3 | CornerS | "Local/corner shop (including newsagents)"                    |
| 4 | Garage  | "Garage forecourt"  |
| 5 | Greeng  | "Independent Greengrocer"                                     |
| 6 | Butcher | "Independent Butcher"   |
| 7 | Baker   | "Independent Baker"   |

8	FishM	"Independent Fishmonger"
9	Market	"Market (including stalls)"
10	Farm	"Farm"
11	HomeDel	"Home delivery (including co-operatives, community schemes/local initiatives)"
12	Other	"Other shop"
13	Sever	" More than one of these" (SPONTANEOUS ONLY)"

### **FVOft**

SHOW CARD F

How often do you buy fresh fruit and vegetables?

INTERVIEWER: CODE FIRST THAT APPLIES

1	MOnceD	"More than once a day"
2	OnceD	"Once a day"
3	TThWk	"2 or 3 times a week"
4	Weekly	"Weekly"
5	TThMth	"2 or 3 times a month"
6	Monthly	"Monthly"
7	TwoMths	"Every 2 months"
8	LTwoMths	"Less often than every 2 months"

### **FruitAv**

How often do you usually have FRESH FRUIT available in your home?

Would you say ...

1	MTime	"Most of the time"
2	SomeT	"Sometimes"
3	Never	"Or, never?"

## **FOOD PREPARATION**

### **Preplntr**

I am now going to ask you about how you usually prepare some food items.

PRESS <ENTER> TO CONTINUE

1	Continue
---	----------

### **MincF1**

When you buy mince, do you choose mince with fat or mince without much fat?

INTERVIEWER: PROMPT IF NECESSARY, 'MINCE' MEANS ANY GROUND ANIMAL PRODUCT (BEEF, CHICKEN, PORK ETC.)

1	MinFat	"Mince with fat"
2	MinNoFat	"Mince without much fat"
3	NoEat	"Do not prepare/eat this food"

**IF (MincF1 = MinFat OR MinNoFat) THEN**

### **MincF2**

When you are cooking mince, do you strain off the fat or do you not strain off the fat?

1	Strain	"Strain off the fat"
2	NoStrain	"Do not strain off the fat"

### **ChipHow**

SHOW CARD G

Please describe how you usually prepare **chips**, that is if you/anyone in your household eat(s) them?

INTERVIEWER: IF 'VARIES', CODE HOW PREPARED MOST OFTEN. DO NOT INCLUDE CHIPS PURCHASED FROM TAKEAWAY OUTLET.

- |   |        |  |
|---|--------|--|
| 1 | FrOld  | "Freshly made from old potatoes"         |
| 2 | FrNew  | "Freshly made from new potatoes"         |
| 3 | Frozen | "Frozen, fried"                          |
| 4 | OvenC  | "Oven ready chips"                       |
| 5 | MicroC | "Microwave chips (eg McCain Microchips)" |
| 6 | Other  | "Make chips another way"                 |
| 7 | NoEat  | "Do not prepare/eat this food"           |

### **SaltChk**

Do you add salt or salt substitute to your food during cooking, such as salt in water for cooking potatoes?

INTERVIEWER: IF USE BOTH SALT AND SALT SUBSTITUTE, CODE WHICH USED MOST OFTEN.

- |   |         |                   |
|---|---------|-------------------|
| 1 | Salt    | "Salt"            |
| 2 | Subst   | "Salt substitute" |
| 3 | Neither | "Neither"         |

### **IF (SalChk = Salt) THEN**

#### **SalHowC**

Is that always, usually or sometimes (that you add salt to your food during cooking)?

- |   |         |             |
|---|---------|-------------|
| 1 | Always  | "Always"    |
| 2 | Usually | "Usually"   |
| 3 | Somet   | "Sometimes" |

### **IF (SaltChk = Subst) THEN**

#### **SltSHow**

Is that always, usually or sometimes (that you add salt substitute to your food during cooking)?

- |   |         |             |
|---|---------|-------------|
| 1 | Always  | "Always"    |
| 2 | Usually | "Usually"   |
| 3 | Somet   | "Sometimes" |

## **EMPLOYMENT & EDUCATION OF HRP/MFP**

*(if these are different members of household questions are asked of the MFP about themselves and HRP)*

### **JobYes**

Thank you for answering these questions so far. Now I would like to ask a few questions about your /MFP/HRP's employment. Do you/ Does MFP/HRP have a job?

- |   |     |
|---|-----|
| 1 | Yes |
| 2 | No  |

### **IF (JobYes = Yes) THEN**

#### **RegCas**

Can I just check, are you/ is MFP/HRP in a regular job or an occasional job?

- |   |        |               |
|---|--------|---------------|
| 1 | RegJob | "Regular job" |
|---|--------|---------------|

- 2 OccasJob "Occasional job"
- 3 Both "Both regular job AND occasional job"

**IF (RegCas = RegJob OR Both) THEN**

**RegHrs**

How many hours do you/does MFP/HRP work per week in your/MFP/HRP's regular job?

INTERVIEWER: RECORD TYPICAL NUMBER OF HOURS.

IF 97 HOURS OR MORE THEN ENTER 97.

Range: 0..97

**IF (RegCas = RegJob OR Both) THEN**

**WTypHrs**

Is this the typical number of hours you/MFP/HRP work?

1 Yes

2 No

**IF (WTypHrs = No) THEN**

**NTypHrs**

INTERVIEWER: RECORD TYPICAL NUMBER OF HOURS WORKED PER WEEK.

INTERVIEWER: IF 97 HOURS OR MORE THEN ENTER 97.

Range: 1..97

**IF (RegCas=OccasJob OR Both) THEN**

**Cashrs**

How many hours did you/MFP/HRP work in this occasional job in the seven days ending last Sunday (date)?

INTERVIEWER: IF 97 HOURS OR MORE THEN ENTER 97

Range: 1..97

**IF (RegCas=OccasJob OR Both) THEN**

**TypCas**

Is this the typical number of hours you/MFP/HRP work in your/HRP's occasional job?

1 Yes

2 No

**IF (Typcas=No) THEN**

**NCasHrs**

INTERVIEWER: RECORD TYPICAL NUMBER OF HOURS WORKED PER WEEK IN OCCASIONAL JOB(S)

IF 97 HOURS OR MORE THEN ENTER 97

Range: 1..97

**Educ**

I'd now like to ask a couple of questions about your/MFP/HRP's education and work-related training.

PRESS <ENTER> TO CONTINUE

1 Continue

**EducFin**

At what age did you / MFP/HRP finish continuous full-time education at school or college?

INTERVIEWER: PLEASE NOTE THIS IS '**CONTINUOUS**' FULL-TIME EDUCATION. I.E.

MATURE STUDENTS MAY CURRENTLY BE IN FULL-TIME EDUCATION BUT MAY HAVE FINISHED THEIR **CONTINUOUS EDUCATION** SEVERAL YEARS AGO.

1 Notyet "Not yet finished"

2 Never "Never went to school"

3	und14	"14 or under"
4	at15	"15"
5	at16	"16"
6	at17	"17"
7	at18	"18"
8	ov19	"19 or over"

**IF (EducFin =Never..ov19) THEN**

**QualCh**

Do you/ Does MFP/HRP have any qualifications from school, college or university, or any qualifications connected with work or from government schemes?

- 1 Yes
- 2 No

**IF (QualCh = Yes) THEN**

**Qual**

SHOW CARD H - 2 PAGES

Please look at this card and tell me whether you/MFP/HRP have any of the qualifications listed. Start at the top of the list and tell me the first one you come to that you have/MFP/HRP has passed.

1	HiDeg	"Higher degree, e.g. MSc, MA, MBA, PGCE, PhD"
2	L5NVQ	"Level 5 NVQ / SVQ"
3	BTECAPr	"BTEC Advanced Professional Diploma/Certificate"
4	Deg	"First degree, e.g. BSc, BA, BEd, MA at first degree level"
5	L4NVQ	"Level 4 NVQ / SVQ"
6	HNC	"HNC / HND"
7	BTECHi	"BTEC Higher National or Professional Diploma/Certificate"
8	RSAHi	"RSA or OCR Higher"
9	Alevel	"GCE 'A'-level"
10	A2	"A2"
11	AVCE	"AVCE"
12	SCEAdv	"SCE Advanced Higher Grades"
13	SCEHi	"SCE Higher Grades (A-C)"
14	CSYS	"CSYS"
15	KSkL3	"Key Skills Level 3"
16	L3NVQ	"Level 3 NVQ / SVQ"
17	ONC	"ONC / OND"
18	BTECA	"BTEC Advanced or National Diploma/Certificate"
19	RSAAAdv	"RSA or OCR Advanced Diploma"
20	CityG3	"City & Guilds Advanced Craft / Part 3"
21	AdvGNVQ	"Advanced GNVQ; Vocational A Level"
22	AdvMAp	"Advanced Modern Apprenticeship"
23	GCSEAC	"GCSE grade A*-C"
24	Olevel	"GCE 'O'-level passes"
25	CSE1	"CSE grade 1"
26	SCEAC	"SCE O Grades (A-C)"
27	SCEStd13	"SCE Standard Grades (1-3)"
28	SchCert	"School Certificate / Matriculation"
29	KSkL2	"Key Skills Level 2"
30	BTECInt	"BTEC Intermediate or First Diploma/Certificate"
32	RSADip	"RSA Diploma"
33	CityG2	"City & Guilds Craft / Part 2"
34	IntGNVQ	"Intermediate GNVQ"
35	FounMAp	"Foundation Modern Apprenticeship"
36	GCSEDG	"GCSE grade D-G"

37	CSE25	"CSE grade 2-5"
38	SCOTVEC	"SCOTVEC National Certificate Modules"
41	KSkL1	"Key Skills Level 1"
42	L1NVQ	"Level 1 NVQ / SVQ"
43	BTECFoun	"BTEC Foundation or Introductory Diploma/Certificate"
44	RSA13	"RSA Stage 1-3"
45	CityG1	"City & Guilds Part 1"
46	FounGNVQ	"Foundation GNVQ; Foundation VCE"
47	Other	"Other qualifications"

## **EMPLOYMENT OF HOUSEHOLD REFERENCE PERSON**

**IF (HRP = MFP or Proxy MFP) THEN questions asked in person, ELSE questions asked of MFP/Proxy MFP about HRP:**

**IF(HRP is currently/or has worked before) THEN**

### **JHRPIintr**

Now I would like to ask a few questions about the job that you/HRP do/does/did.

IF ASKED SAY 'because the accommodation is in your/ HRP's name'.

PRESS <ENTER> TO CONTINUE

1 Continue

### **IndD**

CURRENT/ MOST RECENT JOB OF HRP

What does/did the firm or organisation you/HRP work(s)/worked for mainly make or do (at the place where you/HRP work(s)/worked)? INTERVIEWER: DESCRIBE FULLY - PROBE MANUFACTURING or PROCESSING or DISTRIBUTING ETC. AND MAIN GOODS PRODUCED, MATERIALS USED, WHOLESALE or RETAIL ETC.

: STRING [80]

**IF (Wrkstat = FTEduc) THEN**

### **IndD**

CURRENT/ MOST RECENT JOB OF HRP

What does/did the firm or organisation you/HRP work(s)/worked for mainly make or do (at the place where you/HRP work(s)/worked)?

INTERVIEWER: PLEASE ONLY RECORD PAID WORK HERE. IF THE RESPONDENT DID VOLUNTARY WORK, PLEASE MENTION THIS HERE.

INTERVIEWER: DESCRIBE FULLY - PROBE MANUFACTURING or PROCESSING or DISTRIBUTING ETC. AND MAIN GOODS PRODUCED, MATERIALS USED, WHOLESALE or RETAIL ETC.

: STRING [80]

### **OccT**

JOB TITLE OF CURRENT / MOST RECENT JOB

What is/was your/HRP main job?"

: STRING [30]

### **OccD**

CURRENT / MOST RECENT JOB OF HRP

What do/does/did you/HRP mainly do in this job?

INTERVIEWER: CHECK SPECIAL QUALIFICATIONS/TRAINING NEEDED TO DO THE JOB

: STRING [80]

**Stat**

Are/Were/Is/Was you/HRP working as an employee or are/were /is/was you/HRP self-employed?

- |   |          |                 |
|---|----------|-----------------|
| 1 | Employee | "Employed"      |
| 2 | SelfEmp  | "Self-employed" |

**IF (Stat = Employee) THEN**

**Manage**

In this job, do/does/did you/HRP have any formal responsibility for supervising the work of other employees?

INTERVIEWER: CODE 1 ('YES') INCLUDES PEOPLE WHO SAY THEY ARE MANAGERS. DO NOT INCLUDE IN CODE 1 (I.E. CODE AS 'NO'):

SUPERVISORS OF CHILDREN (E.G. TEACHERS, NANNIES, CHILDMINDERS)  
SUPERVISORS OF ANIMALS

PEOPLE WHO SUPERVISE SECURITY OR BUILDINGS ONLY (E.G. CARETAKERS, SECURITY GUARDS)

- |   |     |
|---|-----|
| 1 | Yes |
| 2 | No  |

**IF (Stat = Employee) THEN**

**EmpNo**

How many people work(ed) for your/HRP's employer at that place?

Are/were there ... (RUNNING PROMPT)...

- |   |          |                          |
|---|----------|--------------------------|
| 1 | n1_24    | "1-24"                   |
| 2 | n25_499  | "25 to 499, or"          |
| 3 | n500plus | "500 or more employees?" |

**IF (Stat = SelfEmp) THEN**

**Solo**

Are/Were/Is/Was you/HRP working alone or do/does/did you/HRP have employees?

- |   |         |   |
|---|---------|---|
| 1 | OnOwn   | "on own/with partner(s) but no employees" |
| 2 | WithEmp | "with employees"                          |

**IF (Solo = WithEmp) THEN**

**SENo**

How many people do/does/did you/HRP employ at the place where you/HRP work(s)/worked?

Were there ... (RUNNING PROMPT)...

- |   |          |                          |
|---|----------|--------------------------|
| 1 | n1_24    | "1-24"                   |
| 2 | n25_499  | "25 to 499, or"          |
| 3 | n500plus | "500 or more employees?" |

**BENEFITS**

**Benefits**

SHOW CARD I

There has been a lot of talk about health and income. We would like to get some idea of your household's income. This card shows various possible sources of income. Can you please tell me which kinds of income you (and your husband/wife/partner) receive?

INTERVIEWER: PROBE: FOR ALL SOURCES.

INTERVIEWER: CODE ALL THAT APPLY

- |    |          |   |
|----|----------|---|
| 1  | Emp      | "Earnings from employment or self-employment"   |
| 2  | StatPens | "State retirement pension"  |
| 3  | EmpPens  | "Pension from former employer"  |
| 4  | PersPens | "Personal Pensions"   |
| 5  | JSA      | "Job-Seekers Allowance"   |
| 6  | EmpAll   | "Employment and Support Allowance"  |
| 7  | IncSupp  | "Income Support"  |
| 8  | PensCred | "Pension Credit"  |
| 9  | WTaxCred | "Working Tax Credit"  |
| 10 | ChldCred | "Child Tax Credit"  |
| 11 | ChildBen | "Child Benefit"   |
| 12 | HousBen  | "Housing Benefit"   |
| 13 | CounTxBn | "Council Tax Benefit"   |
| 14 | OthStBen | "Other state benefits"  |
| 15 | Interest | "Interest from savings and investments (e.g. stocks & shares)"  |
| 16 | OthOuts  | "Other kinds of regular allowance from outside your household (e.g. maintenance, student's grants, rent)" |
| 17 | NoBen    | "No source of income"   |

## **INCOME**

### **Income**

SHOW CARD J

Thank you for answering the questions so far. Before we move on, please could you take a look at this card and tell me the letter of the group which represents your household's total income in the last 12 months, before any deductions for tax etc. Please include income from earnings, self-employment, benefits, pensions, and interest from savings.

INTERVIEWER: CARD SHOWS ANNUAL AMOUNTS.

THIS MEANS CATERING UNIT INCOME (NOT HOUSEHOLD INCOME).

HOUSING BENEFITS AND CHILD ALLOWANCE SHOULD BE INCLUDED.

PROBE TO MAKE SURE RESPONDENT HAS INCLUDED THIS: 'Can I just check, do you receive any housing benefits and/or child allowance?'

- |    |      |                         |
|----|------|-------------------------|
| 1  | IncA | "A - £15,000 - £19,999" |
| 2  | IncB | "B - £30,000 - £34,999" |
| 3  | IncC | "C - Under £5,000"      |
| 4  | IncD | "D - £45,000 - £49,999" |
| 5  | IncE | "E - £25,000 - £29,999" |
| 6  | IncF | "F - £5,000 - £9,999"   |
| 7  | IncG | "G - £20,000 - £24,999" |
| 8  | IncH | "H - £10,000 - £14,999" |
| 9  | Incl | "I - £75,000 - £99,999" |
| 10 | IncJ | "J - £35,000 - £39,999" |
| 11 | IncK | "K - £50,000 - £74,999" |
| 12 | IncL | "L - £100,000 or more"  |
| 13 | IncM | "M - £40,000 - £44,999" |

### **MFPEnd**

INTERVIEWER: End of Main Food Provider interview with / on behalf of (name of MFP).

PRESS <ENTER> TO CONTINUE

- |   |          |
|---|----------|
| 1 | Continue |
|---|----------|



## SCHOOL PROVISION

FOR 18 MONTHS-15 YEARS & 16-18 YEARS IN FULL-TIME EDUCATION

WHERE RESPONDENT 10 OR YOUNGER - ASK THROUGH GUARDIAN; WHERE RESPONDENT 11-18, ASK DIRECTLY.

IF (aged 18 months-15 years OR 16-18 in FT education) THEN

**SchType**

SHOW CARD CC

Please look at this card and tell me which of these best describes the school you/ (child's name) attend(s).

INTERVIEWER: IF SPECIFIC TYPE OF COLLEGE (E.G. MUSIC COLLEGE), CODE AS '5, A SIXTH FORM COLLEGE/HIGHER EDUCATION COLLEGE'.

- |   |        |   |
|---|--------|---|
| 1 | Nurs   | "a nursery school"  |
| 2 | Prim   | "a primary school (including infant school, junior school)"         |
| 3 | Sec    | "a secondary school (including sixth form in a school)/High school" |
| 4 | Mid    | "a middle school"   |
| 5 | SixthF | "a sixth form college/Higher Education college"                     |
| 6 | Other  | "Other"   |
| 7 | HomEd  | "Home-educated"   |
| 8 | NoSch  | "SPONTANEOUS ONLY: Hasn't started school yet"                       |

IF (SchType = Nurs..Other) THEN

**SchIntr**

Now I would like to ask some questions about food and meals you / (child's name) may have whilst at school/college.

PRESS <ENTER> TO CONTINUE

- 1 Continue

IF (SchType = Nurs..Other) THEN

**SchProv**

Does your / (child's name)'s school/college provide food?

INTERVIEWER: **INCLUDE SANDWICHES AND SALADS.**

**DO NOT INCLUDE SNACKS SUCH AS CONFECTIONERY, CRISPS, FRUIT.**

- 1 Yes  
2 No

IF (SchProv = Yes) THEN

**SchName**

Please could you tell me the name and address of your / (child's name)'s school/college. We only need this information in case we need to ask them questions about how the school/college prepares food.

Please tell me the name of the school first.

INTERVIEWER: PLEASE ENTER NAME OF SCHOOL IN FULL.

: STRING [40]

IF (SchProv = Yes) THEN

**SchAdd1**

And what is the first line of the address?

: STRING [30]

IF (SchProv = Yes) THEN

**SchAdd2**

INTERVIEWER: Enter next line of address or press the <Enter> key if no more. Do not enter postcode here  
: STRING [30]

**IF (SchProv = Yes) THEN  
SchAdd3**

INTERVIEWER: Enter next line of address or press the <Enter> key if no more to enter. Do not enter postcode here.  
: STRING [30]

**IF (SchProv = Yes) THEN  
SchAdd4**

INTERVIEWER: Enter next line of address or press the <Enter> key if no more to enter. Do not enter postcode here.  
: STRING [30]

**IF (SchProv = Yes) THEN  
SchPCode**

INTERVIEWER: Enter postcode here if known. Use <CTRL K> if not known.  
: STRING [8]

**IF (SchProv = Yes) THEN  
SchMeal**

Does the school/college provide a cooked meal?  
1 Yes  
2 No

**IF (SchMeal = Yes) THEN  
SchProv2**

Do you / Does (child's name) ever have this cooked meal?  
1 Yes  
2 No

**IF (SchType = Prim..Other) THEN  
SchLun**

SHOW CARD DD

On a school/college day, what do you / does (child's name) usually have for lunch?

INTERVIEWER: CODE ONE ONLY.

INCLUDE SANDWICHES AND SALADS.

DO NOT INCLUDE SNACKS SUCH AS CONFECTIONERY, CRISPS, FRUIT.

WE ARE INTERESTED IN THE **MEAL** EATEN RATHER THAN THE TIME AT WHICH IT WAS EATEN.

- |   |         |   |
|---|---------|---|
| 1 | HSMeal  | "Cooked school meal"                              |
| 2 | CSMeal  | "Cold school meal (including sandwiches, salads)" |
| 3 | PackedL | "Packed lunch (from home)"                        |
| 4 | BuyL    | "Buy lunch from shop/cafe"                        |
| 5 | Home    | "Go home"   |
| 6 | NoLunch | "Do not eat lunch"                                |

**IF (SchType = Prim..Other) THEN  
SchSn**

Is there an outlet in your / (child's name)'s school where pupils can buy snacks or drinks?

INTERVIEWER:'SNACKS' INCLUDE CONFECTIONERY, CRISPS, FRUIT.

DO NOT INCLUDE SANDWICHES, SALADS AS 'SNACKS'.

- 1 Yes

2 No

**IF (SchSn = Yes) THEN**

**SchSn2**

Do you / Does (child's name) ever buy snacks or drinks from this outlet?

1 Yes

2 No

**IF (SchTyp = (Prim...Other) OR (SchTyp = NoSch) THEN**

**SchSub**

SHOW CARD EE

Do you / Does (child's name) receive any of the following?

INTERVIEWER: CODE ALL THAT APPLY.

1 FreeMeal "Free school meal (at lunchtime)"

2 RedMeal "Reduced price or subsidised school meal (at lunchtime)"

3 FreeMilk "Free school milk"

4 RedMilk "Subsidised school milk"

5 FreFruit "Free fruit"

6 PreSch "Free food BEFORE school"

7 PostSch "Free food AFTER school"

8 Other "Other"

9 None "None of these - SPONTANEOUSLY ONLY"

**IF (SchSub NOT = FreeMeal) THEN**

**School2**

Are you / Is (child's name) entitled to free school meals at lunchtime?

1 Yes

2 No

**IF (School2 = Yes) THEN**

**School2i**

Why do you / does (child name) not take up your/his/her free school meals?

1 Prefhome "Prefers to come home"

2 Nlike "Doesn't like school meals"

3 PackedL "Prefers packed lunch"

4 Diet "Dietary reasons"

5 Cultural "Cultural/religious reasons"

6 PeerP "Peer pressure/stigma"

7 Other "Other"

**IF (SchSub = FreeMeal) THEN**

**SchOft**

On average, how many times per week do you/ does (child's name) have free school meals at lunchtime?

Range: 1..5

**IF (SchOft < 5) THEN**

**SchOft2**

Why do you/ does (child's name) not take up all your/his/her free school meals at lunchtime?

INTERVIEWER: CODE MAIN REASON.

1 Prefhome "Prefers to come home"

2 Nlike "Doesn't like school meals"

3 PackedL "Prefers packed lunch"

4 Diet "Dietary reasons"

5 Cultural "Cultural/religious reasons"

6 PeerP "Peer pressure/stigma"

7 Other "Other"

**IF (SchSub = PreSch) THEN**

**PrScOfft**

On average, how many times per week do you/ does (child's name) have free food before school?

Range: 1..5

**IF (SchSub = PostSch) THEN**

**PoScOfft**

On average, how many times per week do you/ does (child's name) have free food after school?

Range: 1..5

## EATING OUT AND OTHER PROVISION

### IF (Age = 65+) THEN

#### HeClub

Have you ever used the following services ...

INTERVIEWER: READ OUT AND CODE ALL THAT APPLY...

- |   |       |                    |
|---|-------|--------------------|
| 1 | LClub | "Lunch club?"      |
| 2 | DCare | "Day care centre?" |
| 3 | MoW   | "Meals on wheels?" |
| 4 | None  | "None of these?"   |

### IF (HeClub = LClub) THEN

#### HeLC

SHOW CARD K

How often do you attend a lunch club?

- |   |       |  |
|---|-------|--|
| 1 | Every | "Every day or nearly every day"                  |
| 2 | TwoW  | "Two or three times a week"                      |
| 3 | OnceW | "Once a week"                                    |
| 4 | TwoM  | "Two or three times a month"                     |
| 5 | OnceM | "Once a month or less"                           |
| 6 | Never | "(Do not currently use - SPONTANEOUS CODE ONLY)" |

### IF (HeClub = DCare) THEN

#### HeDCC

SHOW CARD K

How often do you attend a day care centre?

- |   |       |  |
|---|-------|--|
| 1 | Every | "Every day or nearly every day"                  |
| 2 | TwoW  | "Two or three times a week"                      |
| 3 | OnceW | "Once a week"                                    |
| 4 | TwoM  | "Two or three times a month"                     |
| 5 | OnceM | "Once a month or less"                           |
| 6 | Never | "(Do not currently use - SPONTANEOUS CODE ONLY)" |

### IF (HeClub = MoW) THEN

#### HeMW

SHOW CARD K

How often do you eat a meal provided by Meals on Wheels?

- |   |       |  |
|---|-------|--|
| 1 | Every | "Every day or nearly every day"                  |
| 2 | TwoW  | "Two or three times a week"                      |
| 3 | OnceW | "Once a week"                                    |
| 4 | TwoM  | "Two or three times a month"                     |
| 5 | OnceM | "Once a month or less"                           |
| 6 | Never | "(Do not currently use - SPONTANEOUS CODE ONLY)" |

### IF (HeMW = Every) THEN

#### MWHow

How do you receive your meals on wheels?

- |   |        |  |
|---|--------|--|
| 1 | Hot    | "As a hot meal delivered on the day"             |
| 2 | Frozen | "As frozen meals delivered weekly / fortnightly" |

**ASK ALL**

**MealOut**

SHOW CARD L

On average, how often do you / does (child's name) eat meals out in a restaurant or cafe?

INTERVIEWER: 'MEALS' MEANS MORE THAN A BEVERAGE OR BAG OF CHIPS.

- |   |         |                            |
|---|---------|----------------------------|
| 1 | Five    | "5 or more times per week" |
| 2 | ThrFour | "3-4 times per week"       |
| 3 | OneTwoW | "1-2 times per week"       |
| 4 | OneTwoM | "1-2 times per month"      |
| 5 | Rarely  | "Rarely or never?"         |

**TAMeal**

SHOW CARD L

On average, how often do you / does (child's name) eat takeaway meals at home?

INTERVIEWER: 'MEALS' MEANS MORE THAN A BEVERAGE OR BAG OF CHIPS.

INCLUDE PIZZA, FISH AND CHIPS, INDIAN, CHINESE, BURGERS, KEBAB ETC.

INTERVIEWER: THIS QUESTION IS ABOUT TAKE AWAY MEALS IN THE RESPONDENT'S HOME ONLY.

- |   |         |                            |
|---|---------|----------------------------|
| 1 | Five    | "5 or more times per week" |
| 2 | ThrFour | "3-4 times per week"       |
| 3 | OneTwoW | "1-2 times per week"       |
| 4 | OneTwoM | "1-2 times per month"      |
| 5 | Rarely  | "Rarely or never?"         |

**IF (Age ≥ 16) AND (WrkStat = Working) OR (PTWork = Yes) THEN**

**Canteen**

(IF (PTWork = Yes) THEN You have told me that you work part-time.) Does your place of work have a staff canteen?

- |   |     |
|---|-----|
| 1 | Yes |
| 2 | No  |

**IF (Canteen = Yes) THEN**

**CantSub**

Do you know if the canteen food is subsidised in any way? By subsidised I mean that your employer meets some of the cost of providing the food.

- |   |        |                          |
|---|--------|--------------------------|
| 1 | Sub    | "Yes it is subsidised"   |
| 2 | NotSub | "No it isn't subsidised" |
| 3 | DKnow  | "Don't Know"             |

**IF (Age ≥ 16) AND (WrkStat = Working) OR (PTWork = Yes) THEN**

**LunchWk**

What do you usually do about meals (e.g. lunch) when you are at work?

INTERVIEWER: INCLUDE HOT MEALS, SANDWICHES AND SALADS.

DO NOT INCLUDE SNACKS SUCH AS CONFECTIONERY, CRISPS, FRUIT.

INTERVIEWER: THIS QUESTION IS STILL RELEVANT EVEN IF RESPONDENT WORKS NIGHT SHIFTS.

WE WANT TO KNOW ABOUT ANYTHING THEY EAT, REGARDLESS OF WHETHER IT IS BREAKFAST, LUNCH OR DINNER.

- |   |          |                                   |
|---|----------|-----------------------------------|
| 1 | Canteen  | "Eat at the staff canteen"        |
| 2 | PackedL  | "Take a packed lunch (from home)" |
| 3 | ShopCafe | "Buy lunch from shop / cafe"      |
| 4 | Other    | "Other"                           |
| 5 | NoLunch  | "Do not have lunch"               |

## EATING HABITS

**ASK ALL (WHERE RESPONDENT 10 OR YOUNGER ASK THROUGH PARENT / GUARDIAN)**

**YrIntr**

The next few questions are about your / (child's name)'s eating habits over the last year  
PRESS <ENTER> TO CONTINUE

1 Continue

**ASK ALL**

**OilFish**

SHOW CARD M

Other than tinned tuna, in the last 12 months how often have you/ has (child's name) eaten **tinned oily fish**, such as salmon, sardines, mackerel, kippers, herrings, pilchards, anchovies? Please **do not** include tinned tuna.

INTERVIEWER: TINNED TUNA DOES NOT COUNT AS OILY FISH BECAUSE THE CANNING PROCESS REDUCES THE OMEGA-3 FATTY ACID CONTENT.

- |   |        |                               |
|---|--------|-------------------------------|
| 1 | Never  | "Never"                       |
| 2 | OneMth | "Less than once per month"    |
| 3 | OneDM  | "On 1-3 days per month"       |
| 4 | OneDW  | "On 1-2 days per week"        |
| 5 | ThrDW  | "On 3-4 days per week"        |
| 6 | FivDW  | "On 5-6 days per week"        |
| 7 | Daily  | "Every day in the last month" |

**ASK ALL**

**FrOFsh**

SHOW CARD M

In the last 12 months how often have you/ has (child's name) **eaten fresh or frozen Oily fish** (e.g. salmon, sardines, mackerel, kippers, anchovies, pilchards, trout or tuna)?

- |   |        |                               |
|---|--------|-------------------------------|
| 1 | Never  | "Never"                       |
| 2 | OneMth | "Less than once per month"    |
| 3 | OneDM  | "On 1-3 days per month"       |
| 4 | OneDW  | "On 1-2 days per week"        |
| 5 | ThrDW  | "On 3-4 days per week"        |
| 6 | FivDW  | "On 5-6 days per week"        |
| 7 | Daily  | "Every day in the last month" |

**ASK ALL**

**ShFish**

SHOW CARD M

In the last 12 months how often have you/ has (child's name) eaten **Shellfish** (e.g. prawns, shrimps, crab)?

- |   |        |                               |
|---|--------|-------------------------------|
| 1 | Never  | "Never"                       |
| 2 | OneMth | "Less than once per month"    |
| 3 | OneDM  | "On 1-3 days per month"       |
| 4 | OneDW  | "On 1-2 days per week"        |
| 5 | ThrDW  | "On 3-4 days per week"        |
| 6 | FivDW  | "On 5-6 days per week"        |
| 7 | Daily  | "Every day in the last month" |

**ASK ALL**

**Offal**

SHOW CARD M

In the last 12 months how often have you/ has (child's name) eaten **Offal (e.g. liver, kidney)**?

INTERVIEWER: INCLUDE FAGGOTS, STEAK AND KIDNEY PIE AND OTHER DISHES CONTAINING OFFAL.

- |   |        |                               |
|---|--------|-------------------------------|
| 1 | Never  | "Never"                       |
| 2 | OneMth | "Less than once per month"    |
| 3 | OneDM  | "On 1-3 days per month"       |
| 4 | OneDW  | "On 1-2 days per week"        |
| 5 | ThrDW  | "On 3-4 days per week"        |
| 6 | FivDW  | "On 5-6 days per week"        |
| 7 | Daily  | "Every day in the last month" |

**ASK ALL**

**RarEatX**

SHOW CARD N

In the last 12 months have you/ has (child's name) eaten any of the foods on this card?

INTERVIEWER: DO NOT INCLUDE NUTS IN CODE 2 (SEEDS).

- |    |          |   |
|----|----------|---|
| 0  | None     | "None of these"   |
| 1  | Sprats   | "Sprats"  |
| 2  | Seeds    | "Seeds as a snack (e.g. sunflower seeds, pumpkin seeds, sesame seeds, melon seeds (also known as egusi))" |
| 3  | Cassava  | "Cassava chips/cassavacrisps"   |
| 4  | Seaweed  | "Seaweed (includes hijiki, wakame)"   |
| 5  | Sushi    | "Sushi (including purchased sushi)"   |
| 6  | FrPap    | "Papaya (include fresh and canned)"   |
| 7  | DrPap    | "Dried papaya"  |
| 8  | Game     | "Game (includes venison, rabbit, pheasant, partridge, wood pigeon, hare or wild boar)"                    |
| 9  | NCowMilk | "Non cow's milk (includes rice milk, soya milk, sheep's milk, goat's Milk or Oat Milk)"                   |
| 10 | FishEggs | "Fish eggs, for example caviar, cod's roe"  |
| 11 | SmkSaus  | "Smoked sausages"   |
| 12 | GojiBer  | "Goji berries"  |
| 13 | FishLiv  | "Fish liver (not oil)"  |
| 14 | DarkChoc | "Dark chocolate, i.e. 50% or higher cocoa solids"   |
| 15 | Okra     | "Okra"  |
| 16 | Crab     | "Brown Crab Meat"   |

*(Ask for each response at RareEat)*

**RarOf**

SHOW CARD O

How often have you / has (child's name) eaten (food from RarEat)?

- |   |        |                              |
|---|--------|------------------------------|
| 1 | OneMth | "Less than once per month"   |
| 2 | OneDM  | "On 1-3 days per month"      |
| 3 | OneDW  | "On 1-2 days per week"       |
| 4 | ThrDW  | "On 3 or more days per week" |

**IF (RarEatX = Game) THEN**

**GameTyp**

SHOW CARD P

Please look at this card and tell me which types of game you have / (child's name) has eaten.



INTERVIEWER: CODE ALL THAT APPLY.

- |   |          |  |
|---|----------|--|
| 1 | Pheasant | "Pheasant"                               |
| 2 | Partridg | "Partridge"                              |
| 3 | Quail    | "Quail"                                  |
| 4 | WdPigeon | "Wood pigeon"                            |
| 5 | Rabbit   | "Rabbit"                                 |
| 6 | Venison  | "Venison"                                |
| 7 | Hare     | "Hare"                                   |
| 8 | Grouse   | "Grouse"                                 |
| 9 | Other    | "Other, please specify at next question" |

**IF (GameTyp = Other) THEN**

**GameOth**

INTERVIEWER: PLEASE ASK OR RECORD OTHER TYPE OF GAME EATEN.

: STRING [50]

**IF (RarEatX = NCowMilk) THEN**

**NCowMTyp**

SHOW CARD Q

Please look at this card and tell me which types of non-cow's milk you have / (child's name) has eaten or drunk.

INTERVIEWER: CODE ALL THAT APPLY.

- |   |          |  |
|---|----------|--|
| 1 | RiceMilk | "Rice milk"                              |
| 2 | SoyaMilk | "Soya milk"                              |
| 3 | SheepMlk | "Sheep's milk"                           |
| 4 | GoatMilk | "Goat's milk"                            |
| 5 | OatMilk  | "Oat milk"                               |
| 6 | Other    | "Other, please specify at next question" |

**IF (NCowMTyp = Other) THEN**

**NCowMOth**

INTERVIEWER: PLEASE ASK OR RECORD OTHER TYPE OF NON-COW'S MILK CONSUMED.

: STRING [50]

**IF (RarEatX = SmkSaus) THEN**

**SausTyp**

SHOW CARD R

Please look at this card and tell me which types of smoked sausages you have / (child's name) has eaten.

INTERVIEWER: CODE ALL THAT APPLY.

- |    |           |  |
|----|-----------|--|
| 1  | Kabanos   | "Kabanos"                                |
| 2  | Kielbasa  | "Kielbasa"                               |
| 3  | BrkWurst  | "Bratwurst"                              |
| 4  | SummSaus  | "Cervelat or Summer Sausage"             |
| 5  | Andouil   | "Andouille"                              |
| 6  | KnkWurst  | "Knackwurst"                             |
| 7  | Linguica  | "Linguica"                               |
| 8  | Chorizo   | "Chorizo"                                |
| 9  | Mrtadella | "Mortadella"                             |
| 10 | HotDog    | "Hot Dogs"                               |
| 11 | Bologna   | "Bologna"                                |
| 12 | Other     | "Other, please specify at next question" |

**IF (SausTyp = Other) THEN**

**SausOth**

INTERVIEWER: PLEASE ASK OR RECORD OTHER TYPE OF SMOKED SAUSAGE  
EATEN.

: STRING [50]

## FOOD AVOIDANCE

**ASK ALL (WHERE RESPONDENT 10 OR YOUNGER ASK THROUGH PARENT / GUARDIAN)**

**ASK ALL**

**AvoidYN**

Are there any types of foods that you/ (child's name) never eat(s)?

- 1 Yes
- 2 No

**IF (AvoidYN = Yes) THEN**

Avoid

SHOW CARD S

Can you tell me what types of foods you/ (child's name) never eat(s)?

INTERVIEWER: CODE ALL THAT APPLY

- 1 Meat "Meat or meat products (not including poultry)"
- 2 Poultry "Chicken or other poultry and dishes containing them"
- 3 Fish "Fish or seafood and fish and seafood dishes"
- 4 Eggs "Eggs"
- 5 Milk "Milk (including yoghurt)"
- 6 Cheese "Cheese"
- 7 Salad "Salad vegetables (e.g. lettuce, cucumber, tomato)"
- 9 Green "Cooked green vegetables (e.g. spinach, cabbage, peas, broccoli)"
- 10 RootV "Root vegetables (e.g. carrots, parsnips)"
- 11 Fruit "Fresh fruit"
- 12 Nuts "Nuts"
- 13 Offal "Offal"
- 14 Other "Other"

**IF (P2Age > 10) THEN**

**DietWL**

Are you / Is (child's name) **currently** dieting to lose weight?

- 1 Yes
- 2 No

**ASK ALL**

**Veg**

Can I just check, would you describe yourself / (child's name) as vegetarian or vegan?

- 1 Veggie "Vegetarian"
- 2 Vegan "Vegan"
- 3 Neither "Neither"

**IF (Veg = Veggie) THEN**

**VegeChk**

Can I just check, do you / does (child's name) eat any meat, fish, poultry or dishes that contain these?

- 1 Yes
- 2 No

**IF (Veg = Vegan) THEN**

**VeganChk**

Can I just check, do you / does (child's name) eat any foods of animal origin. That is meat, fish, poultry, milk, milk products, eggs or any dishes that contain these?

- 1 Yes
- 2 No

**ASK ALL**

**WashIntr**

The next few questions are about fruit and vegetables. We are interested in whether you / (child's name) eat(s) them with the skins left on.

PRESS <ENTER> TO CONTINUE

- 1 continue

**ASK ALL**

**WshNPot**

Firstly, do you / does (child's name) eat **new potatoes** with the skins on?

INTERVIEWER: IF 'YES' PROMPT WHETHER ALWAYS, USUALLY OR SOMETIMES.

- 1 Always "Yes, ALWAYS eat the skin/peel"
- 2 Usual "Yes, USUALLY eat the skin/peel"
- 3 STimes "Yes, SOMETIMES eat the skin/peel"
- 4 Never "No, NEVER eat the skin/peel"
- 5 NoEat "Don't eat this type of fruit/veg at all"

**ASK ALL**

**WshPot**

And do you / does (child's name) eat **other potatoes** cooked in any way with the skins on?

INTERVIEWER: IF 'YES' PROMPT WHETHER ALWAYS, USUALLY OR SOMETIMES.

- 1 Always "Yes, ALWAYS eat the skin/peel"
- 2 Usual "Yes, USUALLY eat the skin/peel"
- 3 STimes "Yes, SOMETIMES eat the skin/peel"
- 4 Never "No, NEVER eat the skin/peel"
- 5 NoEat "Don't eat this type of fruit/veg at all"

**ASK ALL**

**EatPeel**

SHOW CARD T

Do you / does (child's name) eat the peel or skin of any of the fruits listed on this card in...

INTERVIEWER: CODE ALL THAT APPLY

- 1 Marm "... marmalade, jams or chutneys?"
- 2 Cake "... cakes, biscuits etc?"
- 3 HMade "... home made food/drink e.g. purees, soups, blended drinks etc?"
- 4 None "SPONTANEOUS ONLY - None of these"

**ASK ALL**

**Peel**

SHOW CARD T

Do you / does (child's name) ever eat the peel or skin (outer layer) of the following fruits?

INTERVIEWER: **INCLUDES** EATING THE WHOLE FRUIT INCLUDING THE PEEL OR BLENDING THE PEEL/SKIN TO MAKE A SMOOTHIE. **EXCLUDES** EATING PEEL/SKIN IN FRUIT CAKES, MARMALADE, CHUTNEYS ETC.

- 0 None "None of these"
- 1 Orange "Orange"
- 2 Lemon "Lemon"
- 3 Kiwi "Kiwi fruit"
- 4 Grapef "Grapefruit"

5	Mango	"Mango"
6	Banana	"Banana"
7	Lime	"Lime"
8	Papple	"Pineapple"
9	SoftCit	"Soft citrus fruit (satsumas/mandarins/clementines)"
10	Melon	"Melon"

**(Asked for each response at Peel)**

**PeelOff**

SHOW CARD U

How often do you / does (child's name) eat(s) the peel or skin of (fruit from Peel)?

1	Daily	"Every day/most days"
2	Week1	"Once or twice a week"
3	Month1	"Once or twice a month"
4	Less	"Less than once a month"

**(Asked for each response at Peel)**

**PeelAmt**

SHOW CARD V

When you / (child's name) eat(s) the peel or skin of (fruit from Peel), how much of it do you / does (child's name) usually eat?

1	All	"All of the peel or skin"
2	Most	"Most of the peel or skin"
3	Half	"Around half of the peel or skin"
4	Quart	"Around a quarter of the peel or skin"
5	Less	"Less than a quarter of the peel or skin"

**ASK ALL**

**WashFru**

If you / (child's name) eat(s) your/his/her fruit with the skin or peel on do you / does he/she wash it before eating/cooking?

1	Always	"Yes, ALWAYS wash"
2	Usual	"Yes, USUALLY wash"
3	STimes	"Yes, SOMETIMES wash"
4	Never	"No, NEVER washes"
5	NoEat	"Does not eat with peel on/raw"

**WashVeg**

If you/ (child's name) eat(s) raw vegetables (e.g. tomatoes, carrots, cucumbers), do you /does he or she wash them before eating?

1	Always	"Yes, ALWAYS wash"
2	Usual	"Yes, USUALLY wash"
3	STimes	"Yes, SOMETIMES wash"
4	Never	"No, NEVER washes"
5	NoEat	"Does not eat with peel on/raw"

## GENERAL HEALTH

### ASK ALL

#### HeaIntr

I'd now like to ask you some questions about your / (child's name)'s general health.

PRESS <ENTER> TO CONTINUE

- 1 Continue

#### GenHelf

How is your / (child's name)'s health in general?

Would you say it was ...READ OUT...

- |   |         |                 |
|---|---------|-----------------|
| 1 | Vergood | "...very good," |
| 2 | Good    | "good,"         |
| 3 | Fair    | "fair,"         |
| 4 | Bad     | "bad, or"       |
| 5 | Verbad  | "very bad?"     |

#### HeaCon

Do you/ Does (child's name) have any physical or mental health condition(s) or illnesses that have/has lasted, or are expected to last, for 12 months or more?

- 1 Yes  
2 No

#### IF (HeaCon = Yes) THEN

##### HeaAff

Show Card W

Does this condition(s) or illness affect you/ (child's name) in any of the following areas?

- |   |         |  |
|---|---------|--|
| 1 | Vision  | "Vision (e.g. due to blindness or partial sight)."   |
| 2 | Hearing | "Hearing (e.g. due to deafness or partial hearing)."   |
| 3 | Mobile  | "Mobility, such as difficulty walking short distances, climbing stairs, lifting & carrying objects."                                   |
| 4 | Learn   | "Learning or concentrating or remembering."  |
| 5 | Mental  | "Mental Health"  |
| 6 | Stamina | "Stamina or breathing difficulty"  |
| 7 | Social  | "Social or behavioural issues (for example, due to neuro diverse conditions such as Autism, Attention Deficit or Aspergers' Syndrome)" |
| 8 | Other   | "Other impairment"   |
| 9 | None    | "None of these"  |

#### IF (HeaCon = Other) THEN

##### HeaAffO

INTERVIEWER: Which area does your/ (child's name)'s condition or illness affect you/(child's name)?

: STRING [30]

#### IF (HeaCon = Yes) THEN

##### ConRed

Does your / (child's name) condition(s) or illness(es) reduce your/his/her ability to carry out day-to-day activities?...Running prompt...

- 1 Yeslot "Yes, a lot"  
2 Yeslitt "Yes, a little"

3 No "No"

**IF (ConRed = YesLot or YesLitt) THEN**

**TimeAff**

For how long have your/ (child's name)'s day-to-day activities been affected?

...Running prompt...

- 1 "Less than 6 months"
- 2 "Between 6 & 12 months"
- 3 "12 months or more"

**IF (HeaCon = Yes) AND (Age ≥ 16) THEN**

**LimitShp**

[\*] Does this illness or disability (Do these illnesses or disabilities) limit you or prevent you from shopping?

- 1 Limits "Limits"
- 2 Prevents "Prevents"
- 3 Neither "Illness does not limit/prevent from shopping"

**IF (LimitShp = Limits OR Prevents) THEN**

**LShpHow**

Can you tell me how you are limited/prevented from shopping?

INTERVIEWER: CODE ALL THAT APPLY

- 1 DiffWalk "Difficulties with walking"
- 2 Sight "Problems with sight"
- 3 Ncarry "Cannot carry (heavy) shopping"
- 4 Tire "Gets tired easily"
- 5 Other "Other difficulties"

**IF (HeaCon = Yes) AND (Age ≥ 16) THEN**

**LimiPrep**

[\*] Does this illness or disability (Do these illnesses or disabilities) limit you or prevent you from preparing food?

- 1 Limits "Limits"
- 2 Prevents "Prevents"
- 3 Neither "Illness does not limit/prevent from preparing food"

**IF (LimiPrep = Limits OR Prevents) THEN**

**LPrepHow**

Can you tell me how you are limited/prevented from preparing food?

INTERVIEWER: CODE ALL THAT APPLY

- 1 DiffHand "Difficulties with hands (e.g. chopping, peeling, lifting)"
- 2 DiffWalk "Difficulties with walking"
- 3 DifStand "Difficulties with standing"
- 4 Sight "Problems with sight"
- 5 IllHlth "Chronic ill-health (e.g. MS, depression)"
- 6 Tire "Gets tired easily"
- 7 Other "Other difficulties"

**ASK ALL**

**CutDown**

Now I'd like you to think about the two weeks ending yesterday.

During those two weeks, did you / (child's name) have to cut down on any of the things you/he/she usually do/does about the house, (or at work/college) or in your/his/her free time because of (a condition you have just told me about or any other) illness or injury?

- 1 Yes

2 No

**IF (CutDown = Yes) THEN  
NDayCutD**

How many days was this in all during these last two weeks, including Saturdays and Sundays?

Range: 1..14

**IF (CutDown = Yes) THEN  
CutMatt**

What was the matter with you / (child's name)?

: STRING [80]

## ORAL HEALTH

### FOR RESPONDENTS AGED 16 AND OVER

**IF (Age ≥ 16) THEN**

**Orallntr**

INTERVIEWER: YOU ARE ABOUT TO ENTER THE ORAL/DENTAL HEALTH SECTION.

The next questions are about your oral and dental health.

PRESS <ENTER> TO CONTINUE

1 Continue

**AnyOwn**

INTERVIEWER: ASK OR RECORD

Do you have any of your own, natural, teeth?

1 Yes

2 No

**DentUse**

Do you use a denture at all?

1 Yes

2 No

**Chew**

SHOW CARD X

In general, how well are you able to CHEW food that you eat nowadays?

Please take your answer from the card.

1 NoDiff "No difficulty"

2 LitDiff "A little difficulty"

3 FairDiff "A fair amount of difficulty"

4 GreDiff "A great amount of difficulty"

**IF (Age ≥ 45) OR (DentUse=Yes) THEN**

**Diffeat**

SHOW CARD Y

Looking at the foods on Show card Y. Please tell me if there are any that you would have difficulty eating.

It doesn't matter whether or not you like the types of

Food or ever choose to eat it nowadays. We are interested in how well you could eat it if you wanted to.

INTERVIEWER: 'EAT' MEANS BITE, CHEW AND SWALLOW.



THIS IS **NOT** ASKING HOW WELL PEOPLE CAN DIGEST THESE FOODS.

- |    |         |                           |
|----|---------|---------------------------|
| 1  | Sliceb  | "Sliced Bread"            |
| 2  | CrustyB | "Crusty Bread"            |
| 3  | Cheese  | "Cheese"                  |
| 4  | Tomat   | "Tomatoes"                |
| 5  | Carrot  | "Raw Carrots"             |
| 6  | Greens  | "Cooked Green vegetables" |
| 7  | Lettuce | "Lettuce"                 |
| 8  | Meat    | "Sliced cooked meats"     |
| 9  | Steak   | "Well-cooked Steaks"      |
| 10 | Apples  | "Apples"                  |
| 11 | Oranges | "Oranges"                 |
| 12 | Nuts    | "Nuts"                    |
| 13 | None    | "None of these"           |

**IF (Diffeat = Sliceb..Nuts) THEN Eatfod**

Can you only eat soft or mashed foods or can you eat other foods as well?

- |   |        |  |
|---|--------|--|
| 1 | Soft   | "Only soft or mashed foods"                                  |
| 2 | Other  | "Other foods as well"  |
| 3 | Liquid | "Can only take liquids/cannot eat even soft or mashed foods" |

## **SELF-COMPLETIONS**

**FOR RESPONDENTS AGED 8-24**

**IF (Age = 18-24) THEN**

**DrinIntr**

INTERVIEWER: SMOKING AND DRINKING SELF-COMPLETION BOOKLET.

The next set of questions are about smoking cigarettes and drinking alcohol. We can either continue using the laptop to answer the questions, or you can fill in your answers in this booklet. Which would you prefer to do?

**IS THE YOUNG PERSON TO CONTINUE WITH QUESTIONS IN CAPI OR ARE THEY TO BE GIVEN A BOOKLET (PEACH COVER)?**

- |   |       |                                   |
|---|-------|-----------------------------------|
| 1 | Asked | "Continue with questions in CAPI" |
| 2 | Given | "Given self completion booklet"   |

**IF (Age = 11-17) OR (Age = 18-24 AND DrinIntr = Given) THEN**

**SCIntro**

INTERVIEWER: Prepare self completion booklet for ages (8-12: GREEN cover) / (13-15: PALE BLUE cover) / (16-24: PEACH cover) by entering serial numbers.

Check that you have the correct person number.

Name.....Point·Address·Check letter·Person number

- 1 Continue

**IF (Age = 11-17) OR (Age = 18-24 AND DrinIntr = Given) THEN**

**SComp2**

I would now like you to answer some questions by completing this booklet on your own. The questions cover smoking and drinking.

INTERVIEWER: Explain how to complete booklet and show example in booklet.

- 1 Continue

**IF (Age = 8-10) THEN**

**SCIntCh**

Here is a little booklet which I would like to ask (child's name) to complete for him/herself. It asks children if they have ever tried cigarettes or alcohol. May I explain it to you/him/her?

INTERVIEWER: If asked, show **green** booklet to (name of adult answering on behalf of child).

If agrees, prepare green booklet.

Name.....Point·Address·Check letter·Person number

INTERVIEWER: Explain to child how to complete and show example in booklet.

- 1 Continue

**IntDemog**

INTERVIEWER: Wait until (respondent's name) has completed the self-completion booklet, then thank them for completing it and ask them to return it to you.

Press <1> and <Enter> to continue.

## SMOKING

### FOR RESPONDENTS AGED 18 AND OVER

**IF (Age = 18-24 AND DrinkIntr = Asked) OR (Age ≥ 25) THEN**

**SmokIntr**

INTERVIEWER: YOU ARE ENTERING THE SMOKING SECTION

This next section is about smoking.

1 Continue

**SmokEver**

Have you ever smoked a cigarette, cigar, pipe or anything with tobacco in it?

1 Yes

2 No

**IF (SmokEver = Yes) THEN**

**CigEver**

Have you ever smoked a cigarette?

1 Yes

2 No

**IF (CigEver = Yes) THEN**

**CigAge**

How old were you when you first tried smoking a cigarette, even if it was only a puff or two?

Range: 3..97

**IF (SmokEver = Yes) THEN**

**SmokNow**

Do you smoke cigarettes at all nowadays?

1 Yes

2 No

**IF (SmokNow = Yes) THEN**

**CigWDay**

About how many cigarettes **a day** do you usually smoke on a weekday?

INTERVIEWER: IF LESS THAN ONE A DAY, CODE 0.

IF RANGE GIVEN AND CAN'T ESTIMATE, ENTER MID POINT.

IF RESPONDENT SMOKES ROLL UPS AND CANNOT GIVE NUMBER OF CIGARETTES, CODE 97.

Range: 0..97

**IF (SmokNow = Yes) THEN**

**CigWEnd**

About how many cigarettes **a day** do you usually smoke at the weekend?

INTERVIEWER: IF LESS THAN ONE A DAY, CODE 0.

IF RANGE GIVEN AND CAN'T ESTIMATE, ENTER MID POINT.

IF RESPONDENT SMOKES ROLL UPS AND CANNOT GIVE NUMBER OF CIGARETTES, CODE 97.

Range: 0..97

**IF (SmokNow = Yes) THEN**

**CigType**

Do you mainly smoke filter-tipped cigarettes, plain or untipped cigarettes, or hand-rolled cigarettes?

- |   |        |                                |
|---|--------|--------------------------------|
| 1 | Tipped | "Filter-tipped cigarettes"     |
| 2 | Plain  | "Plain or untipped cigarettes" |
| 3 | Rolled | "Hand-rolled cigarettes"       |

**IF (SmokNow = No) THEN**

**CigReg**

Have you ever smoked cigarettes regularly?

INTERVIEWER: ...READ OUT...

- |   |       |  |
|---|-------|--|
| 1 | Reg   | "Yes, regularly, that is at least one cigarette a day"                 |
| 2 | Occ   | "No, only occasionally"  |
| 3 | Never | "Or no, never really smoked cigarettes, just tried them once or twice" |

**IF (CigReg = Reg) THEN**

**CigUsed**

About how many cigarettes did you smoke IN A DAY when you smoked them regularly?

INTERVIEWER: IF LESS THAN ONE A DAY, CODE 0.

IF RANGE GIVEN AND CAN'T ESTIMATE, ENTER MID POINT.

IF RESPONDENT SMOKES ROLL UPS AND CANNOT GIVE NUMBER OF CIGARETTES, CODE 97.

Range: 0..97

**IF (CigReg = Reg) THEN**

**CigStop**

How long ago did you stop smoking cigarettes regularly?

- |   |         |                          |
|---|---------|--------------------------|
| 1 | LessSix | "Less than 6 months ago" |
| 2 | SixMth  | "6 months to 1 year ago" |
| 3 | OneTwo  | "1 to 2 years ago"       |
| 4 | TwoFve  | "2 to 5 years ago"       |
| 5 | FivTen  | "5 to 10 years ago"      |
| 6 | MoreTen | "More than 10 years ago" |

## DRINKING

*FOR RESPONDENTS AGED 18 AND OVER*

**IF (Age = 18-24 AND DrinkIntr = Asked) OR (Age ≥ 25) THEN**

**Drink**

I am now going to ask you a few questions about what you drink - that is if you drink.

Do you ever drink alcohol nowadays, including drinks you brew or make at home?

- |   |     |
|---|-----|
| 1 | Yes |
| 2 | No  |

**IF (Drink = No) THEN**

**DrinkAny**

Could I just check, does that mean you never have an alcoholic drink nowadays, or do you have an alcoholic drink very occasionally, perhaps for medicinal purposes or on special occasions like Christmas and New Year?

- |   |       |                     |
|---|-------|---------------------|
| 1 | Occ   | "Very occasionally" |
| 2 | Never | "Never"             |

**IF (DrinkAny = Never) THEN**

**AlwaysTT**

Have you always been a non-drinker or did you stop drinking for some reason?

- |   |         |                             |
|---|---------|-----------------------------|
| 1 | Always  | "Always a non-drinker"      |
| 2 | Stopped | "Used to drink but stopped" |

**IF (Drink = Yes) OR (DrinkAny = Occ) THEN**

**DrinAge**

How old were you the first time you ever had a proper alcoholic drink?

Range: 3..97

**DrinkOft**

SHOW CARD Z

Thinking now about all kinds of drinks, how often have you had an alcoholic drink of any kind during the last 12 months?

- |   |        |                                    |
|---|--------|------------------------------------|
| 1 | AED    | "Almost every day"                 |
| 2 | Five   | "Five or six days a week"          |
| 3 | Three  | "Three or four days a week"        |
| 4 | OneWk  | "Once or twice a week"             |
| 5 | OneMth | "Once or twice a month"            |
| 6 | CupMth | "Once every couple of months"      |
| 7 | OneYr  | "Once or twice a year"             |
| 8 | NotYr  | "Not at all in the last 12 months" |

**IF (DrinkOft <> NotYr) THEN**

**DrinkL7**

Did you have an alcoholic drink in the last seven days, that is since (date 7 days ago) until yesterday?

- |   |     |
|---|-----|
| 1 | Yes |
| 2 | No  |

**IF (DrinkL7 = Yes) THEN**

**DrnkDay**

On how many days out of the last seven did you have an alcoholic drink?

Range: 1..7

**IF (DrnkDay = 2 to 7 days) THEN**

**DrnkSame**

Did you drink more on one of the days/some days than others, or did you drink about the same on both/each of those?

- |   |        |   |
|---|--------|---|
| 1 | Varied | "Drank more on one/some day(s) than other(s)" |
| 2 | Same   | "Same each day"                               |

**IF (DrinkL7 = Yes) THEN**

**WhichDay**

Which day (last week) did you last have an alcoholic drink (have the **most** to drink)?

- |   |           |
|---|-----------|
| 1 | Sunday    |
| 2 | Monday    |
| 3 | Tuesday   |
| 4 | Wednesday |
| 5 | Thursday  |
| 6 | Friday    |
| 7 | Saturday  |

**DrnkType**

SHOW CARD AA

Thinking about last (day from WhichDay), what types of drink did you have that day?

CODE ALL THAT APPLY.

1	NBeer	"Normal strength beer/lager/cider/shandy"
2	SBeer	"Strong beer/lager/cider"
3	Spirits	"Spirits or liqueurs"
4	Sherry	"Sherry or martini"
5	Wine	"Wine"
6	Pops	"Alcopops/pre-mixed alcoholic drink"
7	Other	"Other alcoholic drinks"
8	Low	"Low alcohol drinks only"

#### **NBrL7**

Still thinking about last (day from WhichDay), how much **normal strength beer, lager, stout, cider or shandy** (excluding cans and bottles of shandy) did you drink that day?

INTERVIEWER: Code measures that you are going to use.

1	HPints	"Half pints"
2	SmCans	"Small cans"
3	LgCans	"Large cans"
4	Bottles	"Bottles"

#### **IF (NBRL7 = HPints) THEN**

##### **NBrL7Q(1)**

ASK OR CODE: How many half pints of **normal strength beer, lager, stout, cider or shandy** (excluding cans and bottles of shandy) did you drink that day?

Range: 1..97

#### **IF (NBRL7 = SmCans) THEN**

##### **NBrL7Q(2)**

ASK OR CODE: How many small cans of **normal strength beer, lager, stout, cider or shandy** (excluding cans and bottles of shandy) did you drink that day?

Range: 1..97

#### **IF (NBRL7 = LgCans) THEN**

##### **NBrL7Q(3)**

ASK OR CODE: How many large cans of **normal strength beer, lager, stout, cider or shandy** (excluding cans and bottles of shandy) did you drink that day?

Range: 1..97

#### **IF (NBRL7 = Bottles) THEN**

##### **NBrL7Q(4)**

ASK OR CODE: How many bottles of **normal strength beer, lager, stout, cider or shandy** (excluding cans and bottles of shandy) did you drink that day?

Range: 1..97

#### **IF (NBRL7 = Bottles) THEN**

##### **NBotL7**

ASK OR CODE: What make of **normal strength beer, lager, stout or cider** did you drink from bottles on that day?

INTERVIEWER: If respondent drank different makes code which they drank most.

: STRING [21]

#### **IF (Drnktype = SBeer) THEN**

##### **SBrL7**

Still thinking about last (day from WhichDay), how much **strong beer, lager, stout or cider** did you drink that day?

INTERVIEWER: Code measures that you are going to use

1	HPints	"Half pints"
2	SmCans	"Small cans"
3	LgCans	"Large cans"
4	Bottles	"Bottles"

**IF (SBRL7 = Hpints) THEN**

**SBrL7Q(1)**

How many half pints of **strong beer, lager, stout or cider** did you drink on that day?

Range: 1..97

**IF (SBRL7 = SmCans) THEN**

**SBrL7Q(2)**

How many small cans of **strong beer, lager, stout or cider** did you drink on that day?

Range: 1..97

**IF (SBRL7 = LgCans) THEN**

**SBrL7Q(3)**

How many large cans of **strong beer, lager, stout or cider** did you drink on that day?

Range: 1..97

**IF (SBRL7 = Bottles) THEN**

**SBrL7Q(4)**

How many bottles of **strong beer, lager, stout or cider** did you drink on that day?

Range: 1..97

**IF (SBRL7 = Bottles) THEN**

**SBotL7**

ASK OR CODE: What make of **strong beer, lager, stout or cider** did you drink from bottles on that day?

INTERVIEWER: If respondent drank different makes code which they drank most.

: STRING [21]

**IF (DrnkType = Spirits) THEN**

**SpirL7**

Still thinking about last (day from WhichDay), how much spirits or liqueurs (such as gin, whisky, brandy, rum, vodka, advocaat or cocktails) did you drink on that day?

INTERVIEWER: Code the number of singles - count doubles as two singles

Range: 1..97

**IF (DrnkType = Sherry) THEN**

**ShryL7**

Still thinking about last (day from WhichDay), how much sherry or martini, including port, vermouth, Cinzano and Dubonnet did you drink on that day?

INTERVIEWER: Code the number of glasses

Range: 1..97

**IF (DrnkType = Wine) THEN**

**WineL7**

Still thinking about last (day from WhichDay), how much wine, including Babycham and champagne, did you drink on that day?

INTERVIEWER: Code the measure the respondent used.

Please note that respondent may give answer in bottles and glasses.

Please code the relevant option.

1	Bottle	"Bottle or parts of bottle"
2	Glasses	"Glasses"

3 Both "Both bottles or parts of bottle, and glasses"

**IF (WineL7 = Bottle OR Both) THEN  
WL7Bt**

INTERVIEWER: Code the number of 125ml glasses drunk **from the bottle** by the respondent.

E.g. If they drank half a bottle, code 3 glasses.

Press <F9> for more information.

1 bottle	=	6 glasses
1/2 bottle	=	3 glasses
1/3 bottle	=	2 glasses
1/4 bottle	=	1.5 glasses
1 litre	=	8 glasses
1/2 litre	=	4 glasses
1/3 litre	=	2.5 glasses
1/4 litre	=	2 glasses

***In F9 Help Window***

If respondent has answered in bottles or litres, convert to glasses using the information provided on the screen.

For example, if a respondent said they shared a bottle with one other person and they shared it equally, code 3 glasses.

Range: 1.0..97.9

**IF (WineL7 = Glasses OR Both) THEN  
WL7GI**

INTERVIEWER: Code the number of glasses (**drunk as glasses**).

Range: 1.0..97.9

**IF (WineL7 = Glasses OR Both) THEN  
WL7Giz**

Were you drinking from a large, standard, or small glass?

INTERVIEWER: If respondent drank from two or three different size glasses, please code all that apply.

Please note that if respondent was drinking in a pub or wine bar and had a small glass, this would usually be 175ml.

1	Large	"Large glass (250ml)"
2	Standard	"Standard glass (175ml)"
3	Small	"Small glass (125ml)"

**IF (WL7Giz = Large AND more than one selected) THEN  
MI250Giz**

How many large glasses (250ml) did you drink?

Range: 1.0..97.9

**IF (WL7Giz = Standard AND more than one selected) THEN  
MI175Giz**

How many standard glasses (175ml) did you drink?

Range: 1.0..97.9

**IF (WL7Giz = Small AND more than one selected) THEN  
MI125Giz**

How many small glasses (125ml) did you drink?

Range: 1.0..97.9



**IF (DrnkType = Pops) THEN**

**PopsL7**

Still thinking about last (day from WhichDay), how much **alcoholic soft drink** ('alcopop') did you drink on that day?

INTERVIEWER: Code measures that you are going to use.

- 1 SmCans "Small cans"
- 2 Bottles "Bottles"

**PopsL7Q**

ASK OR CODE: How many (answer from PopsL7) of **alcoholic soft drink** ('alcopop') did you drink on that day?

Range: 1..97

**IF (DrnkType = Other) THEN**

**OthL7TA**

Still thinking about last (day from WhichDay), what other type of alcoholic drink did you drink on that day?

INTERVIEWER: Code first mentioned only.

: STRING [30]

**IF (DrnkType = Other) THEN**

**OthL7QA**

How much (answer from OthL7TA) did you drink on that day?

INTERVIEWER: Write in how much. Remember to specify half pints/ singles/ glasses/ bottles.

: STRING [30]

**IF (DrnkType = Other) THEN**

**OthL7B**

Did you drink any other type of alcoholic drink on that day?

- 1 Yes
- 2 No

**IF (OthL7B = Yes) THEN**

**OthL7TB**

Still thinking about last (day from WhichDay), what other type of alcoholic drink did you drink on that day?

INTERVIEWER: Code first mentioned only.

: STRING [30]

**IF (OthL7B = Yes) THEN**

**OthL7QB**

How much (answer from OthL7TB) did you drink on that day?

INTERVIEWER: Write in how much. Remember to specify half pints/ singles/ glasses/ bottles.

: STRING [30]

**IF (OthL7B = Yes) THEN**

**OthL7C**

Did you drink any other type of alcoholic drink on that day?

- 1 Yes
- 2 No

**IF (OthL7C = Yes) THEN**

**OthL7TC**

Still thinking about last (day from WhichDay), what other type of alcoholic drink did you drink on that day?

INTERVIEWER: Code first mentioned only.

: STRING [30]

**IF (OthL7C = Yes) THEN**

**OthL7QC**

How much (answer from OthL7TC) did you drink on that day?

INTERVIEWER: Write in how much. Remember to specify half pints/ singles/ glasses/ bottles.

: STRING [30]

**IF (current age is 5 or more years greater than age first had alcoholic drink) THEN  
DrAmount**

Compared to five years ago, would you say that on the whole you drink more, about the same or less nowadays?

- |   |      |                  |
|---|------|------------------|
| 1 | More | "More nowadays"  |
| 2 | Same | "About the same" |
| 3 | Less | "Less nowadays"  |

## EDUCATION

*ONLY ASKED IF RESPONDENT IS NOT HRP OR MFP*

**IF (Age ≥ 16) THEN**

**Educ**

I'd now like to ask you a couple of questions about education and work-related training.

PRESS <ENTER> TO CONTINUE

- 1 Continue

**EducFin**

At what age did you / (child's name) finish your/his/her continuous full-time education at school or college?

INTERVIEWER: PLEASE NOTE THIS IS '**CONTINUOUS**' FULL-TIME EDUCATION. I.E. MATURE STUDENTS MAY CURRENTLY BE IN FULL-TIME EDUCATION BUT MAY HAVE FINISHED THEIR **CONTINUOUS EDUCATION** SEVERAL YEARS AGO.

- |   |        |                        |
|---|--------|------------------------|
| 1 | Notyet | "Not yet finished"     |
| 2 | Never  | "Never went to school" |
| 3 | und14  | "14 or under"          |
| 4 | at15   | "15"                   |
| 5 | at16   | "16"                   |
| 6 | at17   | "17"                   |
| 7 | at18   | "18"                   |
| 8 | ov19   | "19 or over"           |

**IF (EducFin = Never..ov19) THEN**

**QualCh**

Do you have any qualifications from school, college or university, or any qualifications connected with work or from government schemes?

- 1 Yes
- 2 No

**IF (QualCh = Yes) THEN**

**Qual**

SHOW CARD BB - 2 PAGES

Please look at this card and tell me whether you have any of the qualifications listed. Start at the top of the list and tell me the first one you come to that you have passed.

- 1 HiDeg "Higher degree, e.g. MSc, MA, MBA, PGCE, PhD"
- 2 L5NVQ "Level 5 NVQ / SVQ"
- 3 BTECAPr "BTEC Advanced Professional Diploma/Certificate"
- 4 Deg "First degree, e.g. BSc, BA, BEd, MA at first degree level"
- 5 L4NVQ "Level 4 NVQ / SVQ"
- 6 HNC "HNC / HND"
- 7 BTECHi "BTEC Higher National or Professional Diploma/Certificate"
- 8 RSAHi "RSA or OCR Higher"
- 9 Alevel "GCE 'A'-level"
- 10 A2 "A2"
- 11 AVCE "AVCE"
- 12 SCEAdv "SCE Advanced Higher Grades"
- 13 SCEHi "SCE Higher Grades (A-C)"
- 14 CSYS "CSYS"
- 15 KSKL3 "Key Skills Level 3"
- 16 L3NVQ "Level 3 NVQ / SVQ"
- 17 ONC "ONC / OND"
- 18 BTECA "BTEC Advanced or National Diploma/Certificate"
- 19 RSAAAdv "RSA or OCR Advanced Diploma"
- 20 CityG3 "City & Guilds Advanced Craft / Part 3"
- 21 AdvGNVQ "Advanced GNVQ; Vocational A Level"
- 22 AdvMAP "Advanced Modern Apprenticeship"
- 23 GCSEAC "GCSE grade A\*-C"
- 24 Olevel "GCE 'O'-level passes"
- 25 CSE1 "CSE grade 1"
- 26 SCEAC "SCE O Grades (A-C)"
- 27 SCEStd13 "SCE Standard Grades (1-3)"
- 28 SchCert "School Certificate / Matriculation"
- 29 KSKL2 "Key Skills Level 2"
- 30 BTECInt "BTEC Intermediate or First Diploma/Certificate"
- 32 RSADip "RSA Diploma"
- 33 CityG2 "City & Guilds Craft / Part 2"
- 34 IntGNVQ "Intermediate GNVQ"
- 35 FounMAP "Foundation Modern Apprenticeship"
- 36 GCSEEDG "GCSE grade D-G"
- 37 CSE25 "CSE grade 2-5"
- 38 SCOTVEC "SCOTVEC National Certificate Modules"
- 41 KSKL1 "Key Skills Level 1"
- 42 L1NVQ "Level 1 NVQ / SVQ"
- 43 BTECFoun "BTEC Foundation or Introductory Diploma/Certificate"
- 44 RSA13 "RSA Stage 1-3"
- 45 CityG1 "City & Guilds Part 1"
- 46 FounGNVQ "Foundation GNVQ; Foundation VCE"
- 47 Other "Other qualifications"

## EMPLOYMENT

*ONLY ASKED IF RESPONDENT IS NOT HRP OR MFP*

### IF (respondent is working) THEN

#### JobInt

You've told me that you are in work. I would like to ask you some questions about your work.

INTERVIEWER: PRESS <ENTER> TO CONTINUE

1 Continue

#### RegCas

Can I just check, are you in a regular job or an occasional job?

- 1 RegJob "Regular job"
- 2 OccasJob "Occasional job"
- 3 Both "Both regular job AND occasional job"

### IF (RegCas = RegJob OR Both) THEN

#### RegHrs

How many hours do you work per week in your regular job?

INTERVIEWER: RECORD TYPICAL NUMBER OF HOURS.

IF 97 HOURS OR MORE THEN ENTER 97.

Range: 0..97

### IF (RegCas = RegJob OR Both) THEN

#### WTypHrs

Is this the typical number of hours you work?

- 1 Yes
- 2 No

### IF (WTypHrs = No) THEN

#### NTypHrs

INTERVIEWER: RECORD TYPICAL NUMBER OF HOURS WORKED PER WEEK.

INTERVIEWER: IF 97 HOURS OR MORE THEN ENTER 97.

Range: 1..97

### IF (RegCas=OccasJob OR Both) THEN

#### Cashrs

How many hours did you work in this occasional job in the seven days ending last Sunday (date)?

INTERVIEWER: IF 97 HOURS OR MORE THEN ENTER 97

Range: 1..97

### IF (RegCas=OccasJob OR Both) THEN

#### TypCas

Is this the typical number of hours you work in your occasional job?

- 1 Yes
- 2 No

**IF (Typcas=No) THEN**

**NCasHrs**

INTERVIEWER: RECORD TYPICAL NUMBER OF HOURS WORKED PER WEEK IN  
OCCASIONAL JOB(S)

IF 97 HOURS OR MORE THEN ENTER 97

Range: 1..97

# HEIGHT & WEIGHT MEASUREMENTS

## ALL RESPONDENTS

### Intro

INTERVIEWER: CODE AS 'Later' IF YOU DO NOT WISH TO DO THE MEASUREMENTS FOR (respondent's name) NOW.

PREAMBLE: I would now like to measure your / (child's name)'s height and weight. There is interest in how people's weight, given their height, is associated with their health.

INTERVIEWER: MAKE OUT MRC FOR (respondent's name), IF MEASUREMENTS WILL BE TAKEN.

Serial · Check Letter

- 1 Now
- 2 Later

### IF (Sex = Female) AND (Age = 16 – 49) THEN

#### PregNowB

MEASUREMENTS FOR (respondent's name)

May I check, are you pregnant or breastfeeding now?

- 1 Yes
- 2 No

### IF (Age ≥2) AND (PregNowB = No) THEN

#### RespHts

MEASUREMENTS FOR (respondent's name)

INTERVIEWER: MEASURE HEIGHT AND CODE.

INCLUDE 'DISGUISED' REFUSALS SUCH AS 'IT WILL TAKE TOO LONG', 'I HAVE TO GO OUT' ETC. AT CODE 2: HEIGHT REFUSED.

- 1 Meas "Height measured"
- 2 Ref "Height refused"
- 3 Attmpt "Height attempted, not obtained"
- 4 NotAt "Height not attempted"

### IF (RespHts = Meas) THEN

#### Height1

MEASUREMENTS FOR (respondent's name)

INTERVIEWER: ENTER HEIGHT, IN CENTIMETRES.

: 60.0..244.0

### IF (RespHts = Meas) THEN

#### Height2

MEASUREMENTS FOR (respondent's name)

INTERVIEWER: PLEASE MEASURE HEIGHT AGAIN AND ENTER HEIGHT, IN CENTIMETRES.

: 60.0..244.0

### IF (difference between height1 and height2 is greater than 0.5 centimetres) THEN

#### Height3

MEASUREMENTS FOR (respondent's name)

INTERVIEWER: THE PREVIOUS HEIGHTS DIFFER BY MORE THAN .5cm.

PLEASE MEASURE HEIGHT AGAIN AND ENTER HEIGHT, IN CENTIMETRES

: 60.0..244.0

### IF (RespHts = Meas) THEN

**Height**

MEASUREMENTS FOR (respondent's name)  
 HEIGHT IN CENTIMETRES (computed)  
 : 60.0..244.0

**IF (RespHts = Meas) THEN****RelHite**

MEASUREMENTS FOR (respondent's name)  
 INTERVIEWER: CODE ONE ONLY.

- |   |        |   |
|---|--------|---|
| 1 | NoProb | "No problems experienced, reliable height measurement obtained" |
| 2 | Rel    | "Problems experienced, measurement likely to be: Reliable"      |
| 3 | UnRel  | "Problems experienced, measurement likely to be: Unreliable"    |

**IF (RelHite = UnRel) THEN****HiNRel**

MEASUREMENTS FOR (respondent's name)  
 INTERVIEWER: WHAT CAUSED THE HEIGHT MEASUREMENT TO BE UNRELIABLE?

- |   |         |                                       |
|---|---------|---------------------------------------|
| 1 | Hair    | "Hairstyle or wig"                    |
| 2 | Hat     | "Turban or other religious headgear"  |
| 3 | Stoop   | "Respondent stooped"                  |
| 4 | Stretch | "Child respondent refused stretching" |
| 5 | Fidget  | "Respondent would not stand still"    |
| 6 | Shoes   | "Respondent wore shoes"               |
| 7 | Other   | "Other, please specify"               |

**IF (HiNRel = Other) THEN****OHiNRel**

MEASUREMENTS FOR (respondent's name)  
 INTERVIEWER: PLEASE SPECIFY WHAT CAUSED UNRELIABLE HEIGHT  
 MEASUREMENT.  
 : STRING [60]

**IF (RespHts = Meas) THEN****MBookHt**

MEASUREMENTS FOR (respondent's name)  
 INTERVIEWER: CHECK HEIGHT RECORDED ON MEASUREMENT RECORD CARD IF  
 WANTED.

HEIGHT: (height recorded) cm OR (height recorded) feet and inches.

PRESS <ENTER> TO CONTINUE

- |   |          |
|---|----------|
| 1 | Continue |
|---|----------|

**IF (RespHts = Meas) THEN****StadNo**

MEASUREMENTS FOR (respondent's name)  
 INTERVIEWER: PLEASE RECORD THE ASSET NUMBER OF THE **STADIOMETER** USED  
 FOR THIS INTERVIEW.

THE ASSET NUMBER IS USUALLY IN ONE OF THE FOLLOWING FORMS:

- |              |              |
|--------------|--------------|
| CST+digits   | e.g. CST123  |
| NS+digits+L  | e.g. NS123L  |
| NS+digits+NC | e.g. NS123NC |
| LST+digits   | e.g. LST123  |
| EST+digits   | e.g. EST123  |

: STRING [7]

**IF (RespHts = Ref) THEN**

**ResNHi**

MEASUREMENTS FOR (respondent's name)

INTERVIEWER: GIVE REASONS FOR REFUSAL.

1	NoPoint	"Cannot see point/Height already known/Doctor has measurement"
2	Busy	"Too busy/Taken too long already/ No time"
3	TooIll	"Respondent too ill/frail/tired"
4	Intrusiv	"Considered intrusive information"
5	Anxious	"Respondent too anxious/nervous/shy/embarrassed"
6	Refused	"Refused (no other reason given)"
7	Other	"Other"

**IF (RespHts = Attmpt OR NotAt) THEN**

**NoHtBC**

MEASUREMENTS FOR (respondent's name)

INTERVIEWER: CODE REASON FOR NOT OBTAINING HEIGHT.

CODE ALL THAT APPLY.

1	Away	"Child: away from home during fieldwork period (specify in a Note)"
2	Unsted	"Respondent is unsteady on feet"
3	CantStan	"Respondent cannot stand upright/too stooped"
4	Chair	"Respondent is chairbound"
5	Bed	"Confined to bed"
6	Shoes	"Respondent unable to remove shoes"
7	NotStl	"Child:subject would not stand still"
8	Ill	"Ill or in pain"
9	NotWrk	"Stadiometer faulty or not available"
10	ASleep	"Child asleep"
11	Other	"Other - specify"

**IF (NoHtBC = Other) THEN**

**NoHitCO**

MEASUREMENTS FOR (respondent's name)

INTERVIEWER: Please specify other reason.

: STRING [60]

**IF (Age ≥6) AND (PregNowB = No) THEN**

**RespWts**

MEASUREMENTS FOR (respondent's name)

INTERVIEWER: MEASURE WEIGHT AND CODE.

IF RESPONDENT WEIGHS MORE THAN 130+kg (20 1/2 stones) DO NOT WEIGH. CODE AS WEIGHT NOT ATTEMPTED.

INCLUDE 'DISGUISED' REFUSALS SUCH AS 'IT WILL TAKE TOO LONG', 'I HAVE TO GO OUT' ETC. AT CODE 2: WEIGHT REFUSED.

0	Held	"(Do not use this code)"
1	Meas	"Weight obtained"
2	Ref	"Weight refused"
3	Attmpt	"Weight attempted, not obtained"
4	NotAt	"Weight not attempted"

**IF (Age ≤ 5) AND (PregNowB = No) THEN**

**RespWts**

MEASUREMENTS FOR (respondent's name)

INTERVIEWER: MEASURE WEIGHT AND CODE.

INCLUDE 'DISGUISED' REFUSALS SUCH AS 'IT WILL TAKE TOO LONG', 'I HAVE TO GO OUT' ETC. AT CODE 2: WEIGHT REFUSED.



0	Held	"Weight obtained – (child held by adult)"
1	Meas	"Weight obtained (respondent on own)"
2	Ref	"Weight refused"
3	Attmpt	"Weight attempted, not obtained"
4	NotAt	"Weight not attempted"

**IF (RespWts = Meas) THEN**

**XWt1**

MEASUREMENTS FOR (respondent's name)  
 INTERVIEWER: RECORD WEIGHT IN KILOGRAMS.  
 Range: 5.0..130.0

**IF (RespWts = Held) THEN**

**WtAd1**

MEASUREMENTS FOR (respondent's name)  
 INTERVIEWER: ENTER WEIGHT OF ADULT ON HIS/HER OWN AND ENTER WEIGHT IN  
 KILOGRAMS.  
 Range: 30.0..130.0

**IF(RespWts = Held) THEN**

**WtChA1**

MEASUREMENTS FOR (respondent's name)  
 INTERVIEWER: ENTER WEIGHT OF ADULT HOLDING CHILD AND ENTER WEIGHT IN  
 KILOGRAMS.  
 Range: 30.0..130.0

**Wght**

MEASUREMENTS FOR (respondent's name)  
 Weight in Kilograms. Computed  
 Range: 0.0..130.0

**IF (RespWts = Meas OR Held) THEN**

**FloorC**

MEASUREMENTS FOR (respondent's name)  
 INTERVIEWER CODE: SCALES PLACED ON?"

1	Uneven	"Uneven floor"
2	Carpet	"Carpet"
3	Neither	"Neither"

**IF (RespWts = Meas OR Held) THEN**

**RelWaitB**

MEASUREMENTS FOR (respondent's name)  
 INTERVIEWER: CODE ONE ONLY

1	NoProb	"No problems experienced, reliable weight measurement obtained"
2	Rel	"Problems experienced, measurement likely to be: Reliable"
3	UnRel	"Problems experienced, measurement likely to be: Unreliable"

**IF (Age ≥ 16) AND (Height = response) AND (RelHite = NoProb OR Rel) AND (Weight = response) AND (RelWaitB = NoProb OR Rel) THEN**

**BMI**

MEASUREMENTS FOR (respondent's name)  
 Measured Body Mass Index (BMI).  
 Range: 5.0..50.0

**IF (RespWts = Meas OR Held) THEN**

**MBookWt**

MEASUREMENTS FOR (respondent's name)

INTERVIEWER: CHECK WEIGHT RECORDED ON MEASUREMENT RECORD CARD IF WANTED.

Weight: (weight recorded) kg OR (weight recorded) stones and pounds.

BMI : (BMI computed)

If weight looks wrong, go back to 'XWt1' or 'WtAd1' and reweigh.

PRESS <ENTER> TO CONTINUE

1 Continue

**IF (RespWts = Meas OR Held) THEN**

**SciNo**

MEASUREMENTS FOR (respondent's name)

INTERVIEWER: PLEASE RECORD THE ASSET NUMBER OF THE **SCALES** USED FOR THIS INTERVIEW.

THE ASSET NUMBER IS USUALLY IN ONE OF THE FOLLOWING FORMS:

CSC+digits e.g. CSC123

SC+digits+TA e.g. SC123TA

SC+digits+TL e.g. SC123TL

SC+digits+NC e.g. SC123NC

LSC+digits e.g. LSC123

ESC+digits e.g. ESC123

: STRING [7]

**IF (RespWts = Eef) THEN**

**ResNWt**

MEASUREMENTS FOR (respondent's name)

INTERVIEWER: GIVE REASONS FOR REFUSAL.

1	NoPoint	"Cannot see point/Weight already known/Doctor has measurement"
2	Busy	"Too busy/Taken long enough already/No time"
3	TooIll	"Respondent too ill/frail/tired"
4	Intrusiv	"Considered intrusive information"
5	Anxious	"Respondent too anxious/nervous/shy/embarrassed"
6	ChildRef	"Child refused to be held by parent"
7	ParRef	"Parent refused to hold child"
8	Refused	"Refused (no other reason given)"
9	Other	"Other"

**IF (RespWts = Attmpt OR NotAt) THEN**

**NoWtBC**

MEASUREMENTS FOR (respondent's name)

INTERVIEWER: CODE REASON FOR NOT OBTAINING WEIGHT.

CODE ALL THAT APPLY.

1	Away	"Child: away from home during fieldwork period (specify in a Note)"
2	Unsted	"Respondent is unsteady on feet"
3	CantStan	"Respondent cannot stand upright"
4	Chair	"Respondent is chairbound"
5	Bed	"Confined to bed"
6	Shoes	"Respondent unable to remove shoes"
7	More130	"Respondent weighs more than 130kg"
8	Ill	"Ill or in pain"
9	NotWrk	"Scales not working"
10	NoHold	"Parent unable to hold child"
11	ASleep	"Child asleep"

12 Other "Other - specify"

**IF (NoWtBC = Other) THEN**

**NoWatCO**

MMEASUREMENTS FOR (respondent's name)

INTERVIEWER: Please specify other reason.

: STRING [60]

**EndOfM**

MEASUREMENTS FOR (respondent's name).

INTERVIEWER: YOU HAVE NOW COMPLETED ALL THE MEASUREMENTS FOR

(respondent's name). 1 Continue

## **CAPI 2**

### **Mental Health**

*FOR RESPONDENTS AGED 16 AND OVER*

**SatLife**

Next I would like to ask you four questions about your feelings on aspects of your life. There are no right or wrong answers. For each of these questions I'd like you to give an answer on a scale of nought to 10, where nought is 'not at all' and 10 is 'completely'.

Overall, how satisfied are you with your life nowadays?

Range: 0..10

**LifWor**

Overall, to what extent do you feel that the things you do in your life are worthwhile?

INTERVIEWER: ON SCALE OF 0-10, WHERE 0 = 'NOT AT ALL' AND 10 =

'COMPLETELY'

Range: 0..10

**HapYes**

Overall, how happy did you feel yesterday?

INTERVIEWER: ON SCALE OF 0-10, WHERE 0 = 'NOT AT ALL' AND 10 =

'COMPLETELY'

Range: 0..10

**AnxYes**

On a scale where nought is 'not at all anxious' and 10 is 'completely anxious', overall, how anxious did you feel yesterday?

INTERVIEWER: ON SCALE OF 0-10, WHERE 0 = 'NOT AT ALL' AND 10 =

'COMPLETELY'

Range: 0..10

## **DIETARY SUPPLEMENTS**

*ALL RESPONDENTS*

## Supplnt

I would now like to ask some questions about your/ (child's name)'s use of dietary supplements over the last year. A dietary supplement is a product intended to provide additional nutrients or give health benefits and may be taken in liquid, capsule, tablet, pastille or powder forms. What I will ask you is in addition to the information you / (child's name) provided for the days already recorded when you completed the food diary.

PRESS <ENTER> TO CONTINUE

1 Continue

## IF (Age ≥ 16) AND (Sex = Female) THEN

### HSVits

Have you ever taken Healthy Start vitamins for women?

INTERVIEWER: THESE VITAMINS CONTAIN FOLIC ACID AND VITAMINS C & D. THEY ARE AVAILABLE TO WOMEN WHO ARE PREGNANT OR HAVE A BABY UNDER ONE YEAR AND WHO MEET BENEFITS CRITERIA. ONLY INCLUDE **NHS HEALTHY START VITAMINS** PROVIDED AS PART OF THE GOVERNMENT "HEALTHY START" SCHEME (USING GREEN HEALTHY START VITAMIN COUPONS). DO NOT INCLUDE ANY OTHER TYPES OF VITAMINS.

1 Yes

2 No

3 NoneAv "SPONTANEOUS ONLY: Tried to claim, but none available"

## IF (Age ≤ 4) THEN

### HSVits

Have you ever given Healthy Start Children's' vitamins drops (vitamins A, C and D to (child's name)?)

INTERVIEWER: ONLY INCLUDE NHS HEALTHY START CHILDRENS' VITAMINS DROPS PROVIDED AS PART OF THE GOVERNMENT "HEALTHY START" SCHEME (USING GREEN HEALTHY START VITAMIN COUPONS). DO NOT INCLUDE ANY OTHER TYPES OF VITAMINS

1 Yes

2 No

3 NoneAv "SPONTANEOUS ONLY: Tried to claim, but none available"

## IF (HSVits=Yes) THEN

### HSVoft

And how often do you take/give these vitamins (to (Child's name))?

1 Daily "Daily"

2 Occ "Occasionally"

3 VRare "Very rarely"

4 Never "Never"

5 UsedTo "Used to give, but now don't"

## *Vitamin D and Folic Acid supplement*

### SuppYr2

SHOW CARD FF

Have you / Has (child's name) taken any of the dietary supplements listed on this card in the past year, including prescription and non-prescription supplements?

INTERVIEWER: please include both single vitamins and multivitamins containing Vitamin D and / or Folic Acid

1 Yes

2 No

**IF (SuppYr2 = Yes) THEN**

**SDet2**

Now I would like to collect some details about these dietary supplements that you / (child's name) have / has taken in the past year.

It will be easiest if you show me the bottles or containers and I can copy down the information.

Press 1 and Enter to continue

1 Continue

**{Following questions asked as a loop}**

**SRec**

INTERVIEWER: CODE WHETHER (*First/Next*) BOTTLE/CONTAINER CHECKED BY YOURSELF, THE RESPONDENT OR NOT AT ALL.

- 1 Inte "Checked by myself"
- 2 Resp "Checked by respondent"
- 3 NoCon "Not checked"

**SName**

INTERVIEWER: RECORD FULL NAME, INCLUDING BRAND AND STRENGTH.  
INTERVIEWER: IT IS VERY IMPORTANT TO RECORD THE NAME, BRAND AND STRENGTH ACCURATELY SO THAT WE KNOW WE HAVE INFORMATION ON EXACTLY THE RIGHT SUPPLEMENT.

: STRING [60]

**SForm**

INTERVIEWER: RECORD FORM.

- 1 Tablets "Tablets"
- 2 Capsules "Capsules"
- 3 Drops "Drops"
- 4 Liquid "Liquid/Syrup"
- 5 Powder "Powder"

**SDose**

INTERVIEWER: RECORD DOSE - NUMBER OF TABLETS, DROPS, 5ml SPOONS.  
CHECK WITH RESPONDENT THE DOSE ACTUALLY TAKEN AND RECORD THIS IF IT IS DIFFERENT TO THE ADVICE GIVEN ON CONTAINER.

Range: 1..20

**SFreq**

SHOW CARD GG

How often did you / (child's name) take this supplement?

INTERVIEWER: Use <CTRL K> if does not know.

- 1 LessMth "Less than once a month"
- 2 OneThMth "1-3 times a month"
- 3 OnceWk "Once a week"
- 4 TwoFrWk "2-4 times a week"
- 5 OnceDay "Once a day"
- 6 TwoThDay "2-3 times a day"
- 7 FrMrDay "4 or more times a day"

**SPres**

Was the supplement prescribed by your / (child's name) GP/other healthcare professional?

- 1 Yes
- 2 No

**SMore**

INTERVIEWER: RECORD WHETHER THERE ARE ANY MORE VITAMINS OR SUPPLEMENTS TO CODE.

- 1 Yes
- 2 No

**{End of loop}**

**SuppYr**

SHOW CARD HH

Have you / Has (child's name) taken any vitamins, minerals, fish oil, fibre or other dietary supplements of the type listed on this card in the past year, including prescription and non-prescription supplements?

INTERVIEWER: GIVE FURTHER EXAMPLES - VITAMIN C, IRON, FOLIC ACID, GLUCOSAMINE, EVENING PRIMROSE, GARLIC, GINSENG, OMEGA 3, COMPLAN, ETC.

- 1 Yes
- 2 No

**IF (SuppYr = Yes) THEN**

**SDet**

Now I would like to collect some details about the vitamins, minerals and other dietary supplements that you / (child's name) have / has taken in the past year.

It will be easiest if you show me the bottles or containers and I can copy down the information.

PRESS <ENTER> TO CONTINUE

- 1 Continue

**{Following questions asked as a loop}**

**SRec**

INTERVIEWER: CODE WHETHER (*First/Next*) BOTTLE/CONTAINER CHECKED BY YOURSELF, THE RESPONDENT OR NOT AT ALL.

- 1 Inte "Checked by myself"
- 2 Resp "Checked by respondent"
- 3 NoCon "Not checked"

**SName**

INTERVIEWER: RECORD FULL NAME, INCLUDING BRAND AND STRENGTH.

INTERVIEWER: IT IS VERY IMPORTANT TO RECORD THE **NAME, BRAND AND STRENGTH** ACCURATELY SO THAT WE KNOW WE HAVE INFORMATION ON EXACTLY THE RIGHT SUPPLEMENT.

: STRING [60]

**SForm**

INTERVIEWER: RECORD FORM.

- 1 Tablets "Tablets"
- 2 Capsules "Capsules"
- 3 Drops "Drops"
- 4 Liqu "Liquid/Syrup"

5 Powder "Powder"

**SDose**

INTERVIEWER: RECORD DOSE - NUMBER OF **TABLETS, DROPS, 5ml SPOONS**.  
CHECK WITH RESPONDENT THE DOSE ACTUALLY TAKEN AND RECORD THIS IF IT IS DIFFERENT TO THE ADVICE GIVEN ON CONTAINER.

Range: 1..20

**SFreq**

SHOW CARD HH

How often did you / (child's name) take this supplement?

INTERVIEWER: Use <CTRL K> if does not know.

- |   |          |                          |
|---|----------|--------------------------|
| 1 | LessMth  | "Less than once a month" |
| 2 | OneThMth | "1-3 times a month"      |
| 3 | OnceWk   | "Once a week"            |
| 4 | TwoFrWk  | "2-4 times a week"       |
| 5 | OnceDay  | "Once a day"             |
| 6 | TwoThDay | "2-3 times a day"        |
| 7 | FrMrDay  | "4 or more times a day"  |

**SPres**

Was the supplement prescribed by your / (child's name) GP/other healthcare professional?

- |   |     |
|---|-----|
| 1 | Yes |
| 2 | No  |

**SMore**

INTERVIEWER: RECORD WHETHER THERE ARE ANY MORE VITAMINS OR SUPPLEMENTS TO CODE.

- |   |     |
|---|-----|
| 1 | Yes |
| 2 | No  |

**{End of loop}**

**SUN EXPOSURE**

*ALL RESPONDENTS*

**SunInt**

Now I'd like to ask you some questions about some of the things you / (child's name) have/has done in the last seven days, that is since (*day / date*) up until yesterday, that involve exposure to sunlight.

Exposure to sunlight means being outdoors.

Unless otherwise stated, please think of the last seven days only when answering these questions.

PRESS <ENTER> TO CONTINUE

- |   |          |
|---|----------|
| 1 | Continue |
|---|----------|

**{Ask all children aged < 16}**

**Sch7D**

Can I just check, in the last seven days, that is since last (*day / date*), did you/ (child's name) go to school?

- |   |     |       |
|---|-----|-------|
| 1 | Yes | "Yes" |
|---|-----|-------|

- |   |        |  |
|---|--------|--|
| 2 | NoHol  | "No, I was on holiday"                     |
| 3 | NoSick | "No, I was sick"                           |
| 4 | NoHome | "No, I don't go to school (home-educated)" |
| 5 | NoOth  | "No, any other reason"                     |

**IF (Sch7D = Yes) AND (SchType = Nurs..Other) THEN  
MBreakO**

On the days when you/he/she was/were at school in the last seven days, did you/he/she usually spend the morning break outside?

- |   |     |
|---|-----|
| 1 | Yes |
| 2 | No  |

**IF (Sch7D = Yes) AND (SchType = Nurs..Other) THEN  
LBreakO**

On the days when you/he/she were at school in the last seven days, for how much of your/ (child's name)'s lunch break was/were you/he/she usually outside?

...READ OUT AND CODE ONE ONLY...

- |   |      |                                  |
|---|------|----------------------------------|
| 1 | All  | "All or most of it"              |
| 2 | Half | "About half of it"               |
| 3 | None | "Or, very little or none of it?" |

***{End of specific questions for children aged < 16}***

**ASK ALL**

**OutS2M**

Showcard II

In the last month, how much time **per day** did you usually spend outdoors during the daylight hours?

Please do not include going to and from work, school, or time spent in outdoor physical activities

- |   |         |                     |
|---|---------|---------------------|
| 1 | None    | "No time"           |
| 2 | LessM15 | "Less than 15 mins" |
| 3 | M15to30 | "15 to 30mins"      |
| 4 | M30to60 | "30mins to 1 hour"  |
| 5 | H1to2   | "1 to 2 hours"      |
| 6 | H3to4   | "3 to 4 hours"      |
| 7 | MoreH4  | "More than 4 hours" |

**OutS2S**

Showcard II

How much time **per day** do you usually spend outdoors during the daylight hours in summer?

Please do not include going to and from work, school, or time spent in outdoor physical activities

- |   |         |                     |
|---|---------|---------------------|
| 1 | None    | "No time"           |
| 2 | LessM15 | "Less than 15 mins" |
| 3 | M15to30 | "15 to 30mins"      |
| 4 | M30to60 | "30mins to 1 hour"  |
| 5 | H1to2   | "1 to 2 hours"      |
| 6 | H3to4   | "3 to 4 hours"      |
| 7 | MoreH4  | "More than 4 hours" |

**OutS2W**

Showcard II



How much time **per day** do you usually spend outdoors during the daylight hours in winter? Please do not include going to and from work, school, or time spent in outdoor physical activities

- |   |         |                     |
|---|---------|---------------------|
| 1 | None    | "No time"           |
| 2 | LessM15 | "Less than 15 mins" |
| 3 | M15to30 | "15 to 30mins"      |
| 4 | M30to60 | "30mins to 1 hour"  |
| 5 | H1to2   | "1 to 2 hours"      |
| 6 | H3to4   | "3 to 4 hours"      |
| 7 | MoreH4  | "More than 4 hours" |

### SunCrm

In sunny weather, in both the UK and abroad, do you protect your skin from the sun, for example with clothing or suncream?

- |   |           |
|---|-----------|
| 1 | Often     |
| 2 | Sometimes |
| 3 | Rarely    |
| 4 | Never     |

### SunBrn

In sunny weather, in both the UK and abroad, do you get blistering after being burned in the sun?

- |   |           |
|---|-----------|
| 1 | Often     |
| 2 | Sometimes |
| 3 | Rarely    |
| 4 | Never     |

### SunTn

In sunny weather, in both the UK and abroad, do you actively seek a suntan?

- |   |           |
|---|-----------|
| 1 | Often     |
| 2 | Sometimes |
| 3 | Rarely    |
| 4 | Never     |

### Hair

What is your/his/her natural (undyed) hair colour?

INTERVIEWER: IF RESPONDENT ANSWERS 'GREY', ASK 'What was it before becoming grey?'

IF RESPONDENT ANSWERS 'BALD', ASK 'What was it before becoming bald?'

INTERVIEWER: IF ASKED, WE ARE INTERESTED IN HAIR AND SKIN COLOUR BECAUSE WE GET MOST OF OUR VITAMIN D THROUGH EXPOSURE TO SUNLIGHT (ONLY SOME COMES FROM OUR DIET). BY KNOWING HAIR AND SKIN COLOUR, THE AMOUNT OF TIME SPENT OUTSIDE, AND ALSO DIETARY DETAILS, WE CAN WORK OUT HOW MUCH VITAMIN D IS FORMED IN THE SKIN.

- |   |        |                       |
|---|--------|-----------------------|
| 1 | Black  | "Black"               |
| 2 | Red    | "Red / Ginger"        |
| 3 | Blond  | "Blond / Fair"        |
| 4 | LBrown | "Light brown / Mouse" |
| 5 | DBrown | "Dark brown"          |
| 6 | Auburn | "Auburn"              |
| 7 | None   | "None of these"       |

### Skin

Which of the following best describes your/his/her natural skin colour. By natural colour I mean before exposure to the sun.

Is it...READ OUT...

INTERVIEWER: IF ASKED, WE ARE INTERESTED IN HAIR AND SKIN COLOUR BECAUSE WE GET MOST OF OUR VITAMIN D THROUGH EXPOSURE TO SUNLIGHT (ONLY SOME COMES FROM OUR DIET). BY KNOWING HAIR AND SKIN COLOUR, THE AMOUNT OF TIME SPENT OUTSIDE, AND ALSO DIETARY DETAILS, WE CAN WORK OUT HOW MUCH VITAMIN D IS FORMED IN THE SKIN.

- |   |       |              |
|---|-------|--------------|
| 1 | White | "White"      |
| 2 | Brown | "Brown"      |
| 3 | Black | "Black"      |
| 4 | Olive | "Or, olive?" |
| 5 | Other | "Other"      |

**IF (Skin = White OR Olive) THEN**

**SkTyp**

Would you say your/his/her type of skin...

...READ OUT...

- |   |        |                               |
|---|--------|-------------------------------|
| 1 | NeverT | "Never tans"                  |
| 2 | DiffT  | "Tans with difficulty"        |
| 3 | EasyT  | "Or tans easily?"             |
| 4 | NotKno | "DO NOT READ OUT - Not known" |

**ASK ALL**

**Holi12m**

In the past year, have/has you/(child's name) been on a sun holiday or trip to a sunny place for two days or more? This could be a sun holiday abroad or in the UK.

INTERVIEWER: IT NEEDS TO HAVE BEEN SUNNY FOR TWO DAYS OR MORE WHILE RESPONDENT WAS AWAY.

- |   |     |
|---|-----|
| 1 | Yes |
| 2 | No  |

**IF (Respondent 2 within 'Core Address') AND (Holi12m = Yes) THEN**

**SameHols**

Were any of these holidays the same as the ones (*Respondent one's name*) has already told me about? That is to the same place at the same time as (*Respondent one's name*).

INTERVIEWER: IF YES: PROBE AND CODE ALL THAT APPLY FROM LIST BELOW  
*[list of holidays given by respondent one]*

**IF (Holi12m = Yes) AND Respondent 1 or Respondent 2 within 'Core Address' has been on holidays that are not the same as Respondent 1) THEN**

**SunHM**

Thinking of the *{first/second/third/ fourth}* sun holiday you/he/she took in the last year, in which month was this holiday?

INTERVIEWER: IF HOLIDAY SPANS MORE THAN ONE MONTH, RECORD THE MONTH IN WHICH THE HOLIDAY BEGAN.

- |    |          |             |
|----|----------|-------------|
| 1  | January  |             |
| 2  | February |             |
| 3  | March    |             |
| 4  | April    |             |
| 5  | May      |             |
| 6  | June     |             |
| 7  | July     |             |
| 8  | August   |             |
| 9  | Sept     | "September" |
| 10 | October  |             |
| 11 | November |             |

12 December

**IF (Holi12m = Yes) AND Respondent 1 or Respondent 2 within 'Core Address' has been on holidays that are not the same as Respondent 1) THEN**

**HolC**

What country did you/he/she visit on this trip?

INTERVIEWER: IF UK / GREAT BRITAIN, CHECK IF ENGLAND, SCOTLAND, WALES OR NORTHERN IRELAND.

INTERVIEWER: RECORD NAME OF COUNTRY.

INTERVIEWER: IF MORE THAN ONE, CODE THE COUNTRY WHERE RESPONDENT SPENT THE MOST TIME.

INTERVIEWER: INCLUDE VISITS TO FRIENDS AND FAMILY.

: STRING [30]

**IF (Holi12m = Yes)**

**AnyMore**

INTERVIEWER: ARE THERE ANY MORE SUN HOLIDAYS TO RECORD?

1 Yes

2 No

**IF (AnyMore = Yes) THEN go back to SunHM**

## **Child Physical Activity**

**FOR RESPONDENTS AGED 2-15**

**FOR CHILDREN AGED 2-12 PARENT WILL ANSWER ON BEHALF OF CHILD.**

**CHILDREN AGED 13-15 TO ANSWER FOR THEMSELVES.**

**IF (AGE =2 – 15 years) THEN**

**ChIntro**

Now I'd like to ask you some questions about things that (you have /name of child has) done that involve physical activity. This may be things that (you have/he has/she has) done at school, nursery, playgroup or things that (you have/he has/she has) done in the evenings and at weekends.

INTERVIEWER: PRESS 1 AND ENTER TO CONTINUE.

1..1

**Sch7D**

Can I just check, in the last seven days, that is from **(date of interview – 7) to yesterday**, did (you/name of child) go to school, nursery or playgroup?

1 School "Yes, school"

2 Nursery "Yes, nursery"

3 Playgroup "Yes, playgroup"

4 No "No"

**Note: If Sch7D = No, route straight to Sports and Activities section (WDIntro).**

**IF (Sch7D= School, Nursery OR Playgroup) THEN**

**SchDays**

In the last seven days (that is from **(date of interview – 7) to yesterday**), on how many days did

(you / name of child) go to (school / nursery / playgroup)? INTERVIEWER: Enter number of days.

INTERVIEWER: Do not include work experience or extra-curricular activities as going to school.

Range: 1..6

**IF (SchDays > 0) THEN**

**JWikCyc**

Still thinking about the last seven days, (that is from (**date of interview – 7**) to **yesterday**), did (you / name of child) walk or cycle all or part of the way **to or from** (school / nursery / playgroup)?

INTERVIEWER: Include walking to or from the bus stop or the train station, or walking part of the way after driving (“park and stride”) but only when they were on their way to or coming back from school. If a child uses a scooter on their journey to or from school this should be recorded as walking.

- |   |         |                 |
|---|---------|-----------------|
| 1 | Walking | “Yes –Walking”  |
| 2 | Cycling | “Yes – Cycling” |
| 3 | Both    | “Yes – Both”    |
| 4 | No      | “No”            |

**IF (JWikCyc= Walking OR Both) THEN**

**JWikDT**

In the last seven days on how many days did (you /name of child) walk all or part of the way **to** (school / nursery / playgroup)?

Range: 0..6

**JWikDF**

And on how many days did (you / name of child) walk all or part of the way home **from** (school / nursery / playgroup)?

Range: 0..6

**IF (JWikDT > 0 or JWikDF > 0) THEN**

**JWikTim**

How long does it usually take (you / name of child) to walk **to/from** (school / nursery / playgroup)?

INTERVIEWER: An average time per day is being sought. If journeys to and from school/nursery/playgroup are different lengths then enter and average.

Enter number of **minutes**.

If none, enter 0.

Range: 0..120

**IF (JwikCyc = Cycling OR Both) THEN**

**JCycDT**

In the last seven days, on how many days did (you / name of child) cycle all or part of the way **to** (school / nursery / playgroup)?

Range: 0..6

**JcycDF**

And on how many days did (you / name of child) cycle all or part of the way home **from** (school / nursery / playgroup)?

Range: 0..6

**IF (JcycDT > 0 or JcycDF > 0) THEN**

**JCycTim**

How long does it usually take (you / name of child) to cycle **to/from** (school / nursery / playgroup)?

INTERVIEWER: An average time per day is being sought. If journeys to and from school/nursery/playgroup are different lengths then enter and average.

Enter number of **minutes**.

Range: 0..120

**IF (Sch7D = School) THEN**

**SchIBr**

SHOW CARD JJ

I would like you to think about (your / name of child's) school breaks in the last seven days, that is from (**date of interview – 7**) to **yesterday**. Apart from time spent eating, which activity on this card did (you / name of child) do **most often** in (your / his / her) morning, lunchtime and afternoon breaks?

- |   |         |  |
|---|---------|--|
| 1 | Sit     | "Sitting down"   |
| 2 | Hang    | "Hanging around"   |
| 3 | Walk    | "Walking"  |
| 4 | Running | "Running around or playing games for example skipping, hide and seek, football or netball" |

**IF (SchIBr = 3) THEN**

**WalkPace**

Which of the following best describes (your / name of child's) usual walking pace ...READ OUT...

- |   |        |                             |
|---|--------|-----------------------------|
| 1 | Slow   | "...a slow pace,"           |
| 2 | Steady | "...a steady average pace," |
| 3 | Brisk  | "...a fairly brisk pace,"   |
| 4 | Fast   | "...or, a fast pace?"       |

**ASK ALL AGED 2-15**

**WDIntro**

SHOW CARDS KK AND LL

I would now like to ask you some questions about whether (you / name of child ) has/have done any of the physical activities listed on these two showcards in the last 7 days.

INTERVIEWER: Show respondent cards KK and LL.

I will first ask you about the informal activities on Showcard KK and then about the more formal activities on Showcard LL.

INTERVIEWER: PRESS 1 AND ENTER TO CONTINUE

- 1.. Continue

**NSWA**

**SHOW CARD KK**

Firstly, please think about **informal** activities. Since last (**day of week seven days ago**), (have you / has name of child) done any activities listed on this card on **weekdays** (outside school hours)?

INTERVIEWER: By outside school hours we mean anything **not** done in lessons and school breaks. The respondent **should** include activities done in after school clubs.

- 1 Yes  
2 No

**Note: If NSWA = No, route to WendWA2.**

**IF (NSWA = Yes) THEN**

**NSWA2**

(Weekdays)

**SHOW CARD KK**

Which ones?

CODE ALL THAT APPLY

- |   |           |  |
|---|-----------|--|
| 1 | Cycl      | "Cycling (but not to or from school)"                              |
| 2 | Walking   | "Walking (but not to or from school / nursery / playgroup)"        |
| 3 | Housework | "Hoovering, cleaning car, gardening, etc"                          |
| 4 | HopScotch | "Hopscotch"  |
| 5 | Trampo    | "Bouncing on trampoline"   |
| 6 | Play      | "Playing around, e.g. kicking a ball around, catch, hide and seek" |
| 7 | Skate     | "Skating / Skateboarding / using a scooter"                        |
| 8 | Dance     | "Dancing, including dance lessons"                                 |
| 9 | Rope      | "Skipping rope"  |

**(for each response at NSW A2)**

**NSPAD**

On which **weekdays** since last (day 7 days ago) did (you / name of child) do (name of activity)?

CODE ALL THAT APPLY:

- |   |           |
|---|-----------|
| 1 | Monday    |
| 2 | Tuesday   |
| 3 | Wednesday |
| 4 | Thursday  |
| 5 | Friday    |

**(for each response at NSPAD)**

**NSPATH(i)**

How long did (you / name of child) spend in total doing (name of activity) on (**day**)?

INTERVIEWER: Record **hours** spent below.

Enter 0 if less than 1 hour.

Record minutes at next question.

Range: 0..20

**(for each response at NSPAD)**

**NSPATM(i)**

How long did (you / name of child) spend in total doing (name of activity) on (**day**)?

INTERVIEWER: Enter number of **minutes**.

If an exact hour, enter 0 for minutes.

Range: 0..59

**Note: NSPATH(i) and NSPATM(i) repeated for each day coded at NSPAD.  
NSPAD to NSPATM repeated for each activity coded at NSW A2.**

**WendWA2**

**SHOW CARD KK**

I would now like to ask you about any activities (you / name of child) did (**last weekend**).

(Last weekend) did (you / name of child) do any activities listed on this card?

- |   |     |
|---|-----|
| 1 | Yes |
| 2 | No  |

**IF(WendWA2 = Yes) THEN**

**WEPWA2**

(**Weekend**)

**SHOW CARD KK**

Which ones?

INTERVIEWER: CODE ALL THAT APPLY.

- |   |           |  |
|---|-----------|--|
| 1 | Cycl      | “Cycling (but not to or from school)”                              |
| 2 | Walking   | “Walking (but not to or from school / nursery / playgroup)”        |
| 3 | Housework | “Hoovering, cleaning car, gardening, etc”                          |
| 4 | HopScotch | “Hopscotch”  |
| 5 | Trampo    | “Bouncing on trampoline”   |
| 6 | Play      | “Playing around, e.g. kicking a ball around, catch, hide and seek” |
| 7 | Skate     | “Skating / Skateboarding / using a scooter”                        |
| 8 | Dance     | “Dancing, including dance lessons”                                 |
| 9 | Rope      | “Skipping rope”  |

**(For each response at WEPWA2)**

**WEPAD**

(Weekend)

On which days did (you / name of child) do (name of activity)?

INTERVIEWER: CODE ALL THAT APPLY

- |   |          |
|---|----------|
| 1 | Saturday |
| 2 | Sunday   |

**(For each response at WEPAD)**

**WEPAH(i)**

How long did (you / name of child) spend in total doing (name of activity) on (day)?

INTERVIEWER: Record **hours** spent below.

Enter 0 if less than 1 hour.

Record minutes at next question.

Range: 0..20

**(For each response at WEPAD)**

**WEPAM(i)**

How long did (you / name of child) spend in total doing (name of activity) on (**day**)?

INTERVIEWER: Enter number of **minutes**.

If an exact hour, enter 0 for minutes.

Range: 0..59

**Note: WEPAH(i) and WEPAM(i) repeated for each day coded at WEPAD.  
WEPAD to WEPAM repeated for each activity coded at WEPWA2.**

**NSWB**

SHOW CARD LL

Now, please think about **formal** activities. Since last (**day of week 7 days ago**), (have you / has name of child) done any activities listed on this card on weekdays (outside school hours)?

INTERVIEWER: By outside school hours we mean anything **not** done in lessons and school breaks. The respondent **should** include activities done in after school clubs.

- |   |     |
|---|-----|
| 1 | Yes |
| 2 | No  |

**IF (NSWB =Yes) THEN**

**NSpWB**

(Weekdays)

SHOW CARD LL

Which ones?

INTERVIEWER: CODE ALL THAT APPLY.

- |   |       |                                       |
|---|-------|---------------------------------------|
| 1 | Footb | “Football / Rugby / Hockey /Lacrosse” |
|---|-------|---------------------------------------|

2	Netb	"Netball / Basketball / Handball"
3	Cricket	"Cricket/ Rounders"
4	Athl	"Running, jogging, athletics"
5	SwimLap	"Swimming laps"
6	SwimSp	"Swimming (splashing about)"
7	Gymn	"Gymnastics"
8	GymWtT	"Workout with gym machines / Weight training"
9	Aero	"Aerobics"
10	Tenn	"Tennis / Badminton / Squash"

**(For each response at NSpWB)**

**NSWBD**

On which **weekdays** in the last week did (you / name of child) do (name of activity)?

CODE ALL THAT APPLY:

- 1 Monday
- 2 Tuesday
- 3 Wednesday
- 4 Thursday
- 5 Friday

**(For each response at NSWBD)**

**NSWBH(i)**

How long did (you /name of child) spend in total doing/playing (name of activity) on (**day**)?

INTERVIEWER: Record **hours** spent below.

Enter 0 if less than 1 hour.

Record minutes at next question.

**(For each response at NSWBD)**

**NSWBM(i)**

How long did (you /name of child) spend in total doing/playing (name of activity) on (**day**)?

INTERVIEWER: Enter number of **minutes**.

If an exact hour, enter 0 for minutes,

**Note: NSWBH(i) and NSWBM(i) repeated for each day coded at NSWBD.  
NSWBD to NSWBM(i) repeated for each activity coded at NSpWB.**

**WendWB2**

**SHOW CARD LL**

I would now like to ask you about any activities (you / name of child) did (**last weekend**).

(Last weekend) did (you / name of child) do any activities listed on this card?

- 1 Yes
- 2 No

**IF (WendWB2 = Yes) THEN**

**WendWB**

(**weekend**)

**SHOW CARD LL**

Which ones?

CODE ALL THAT APPLY.

- 1 Football "Football / Rugby / Hockey /Lacrosse"
- 2 Netb "Netball / Basketball / Handball"
- 3 Cricket "Cricket/ Rounders"



4	Athl	“Running, jogging, athletics”
5	SwimLap	“Swimming laps”
6	SwimSp	“Swimming (splashing about)”
7	Gymn	“Gymnastics”
8	GymWtT	“Workout with gym machines / Weight training”
9	Aero	“Aerobics”
10	Tenn	“Tennis / Badminton / Squash”

**(For each response at WendWB)**

**WendWBD**

*(weekend)*

On which days in the last week did (you / name of child) do (name of activity)?

CODE ALL THAT APPLY

- 1 Saturday
- 2 Sunday

**(For each response at WendWBD)**

**WendWBH(i)**

How long did (you / name of child) spend in total doing/playing (name of activity) on (**day**)?

INTERVIEWER: Record **hours** spent below.

Enter 0 if less than 1 hour.

Record minutes at next question.

Range: 0..20

**(For each response at WendWBD)**

**WendWBM(i)**

How long did (you / name of child) spend in total doing/playing (name of activity) on (**day**)?

INTERVIEWER: Enter number of minutes,

If an exact hour, enter 0 for minutes.

Range: 0..59

**Note: WendWBH(i) and WendWBM(i) repeated for each day coded at WendWBD.  
WendWBD to WendWBM(i) repeated for each activity coded at WendWB.**

**IF (Total time spent on activities on each day of week >= 480 minutes) THEN**

**Chk(Mon-Sun)**

Can I check you mentioned that you spent (number of hours and minutes spent on activities in total on day of week) doing these activities on (day of week).

*[list of activities mentioned and time spent on them]*

This seems a lot are you sure this is correct?

- 1 Yes
- 2 No

**Note: Check repeated for each day of week**

**ASK ALL AGED 2-15**

**NSOth2**

SHOW CARDS KK AND LL

In the last seven days, that is from (date of interview – 7) to yesterday, (have you / has name of child) done any other similar activities **not** listed on these two cards **on weekdays**?

INTERVIEWER: If ‘Yes’, record brief details of the (first/second/third/fourth/fifth) activity at the next question.

- 1 Yes

2 No

**IF (NSOth2 = yes) THEN**

**NOSpEx2**

(weekdays)

INTERVIEWER: Record brief details of the (first / second / third / fourth / fifth) other sport or exercise activity.

Type in first few letters of the sport to enter coding frame.

Type 'other' if the sport is not listed.

Type 'xxx' (for not listed/don't know) if unable to code.

On exiting coding frame press 'Enter' to move to next question.

Text: Maximum 50 characters

**IF (NOSpEx2 = Other OR Not listed OR Don't know) THEN**

**OSpEx2**

(Weekdays)

INTERVIEWER: Enter brief description of this sport

String: [80]

**Note: repeat NSOth2 to OSpEx2 for up to 5 activities.**

**IF (NSOth2 = Yes) THEN**

**NSOthD2**

On which **weekdays** during the last seven days did (you / name of child) do (activity from NOSpEx2)?

CODE ALL THAT APPLY:

- 1 Monday
- 2 Tuesday
- 3 Wednesday
- 4 Thursday
- 5 Friday

**(For each response at NSOthD2)**

**NSOthT2H(i)**

How long did (you / name of child) spend doing/playing (activity from NOSpEx2/ OSpEx2) on (day)?

INTERVIEWER: Record **hours** spent below.

Enter 0 if less than 1 hour.

Record minutes at the next question.

Range: 0..20

**(For each response at NSOthD2)**

**NSOthT2M**

How long did (you / name of child) spend doing/playing (activity from NOSpEx2/ OSpEx2 ) on (day)?

INTERVIEWER: Enter number of **minutes**

If an exact hour, enter 0 for minutes. Range: 0..59

**END DO**

**IF (NSOth2 = Yes) THEN**

**Inten**

(Weekdays)

When (you / name of child) did/played (activity from NOSpEx2/OSpEx2) was it hard enough to make (you /him/her) out of breath or sweaty?

- 1 Yes
- 2 No

**Note: NOSpEx2 to Inten repeated for each activity coded at NOSpEx2/OSpEx2.**

**ASK ALL AGED 2-15**

**WEOth2**

Did (you / name of child) do any other similar activities not listed on these two cards (**last weekend**)?

INTERVIEWER: If 'Yes' record brief details of the (first/second/third/fourth/fifth) other sport of activity at the next question. IF 'Yes', RECORD BRIEF DETAILS OF ALL OTHER SPORTS AND ACTIVITIES IN THE NEXT QUESTION.

- 1 Yes
- 2 No

**IF (WEOth2 = yes) THEN**

**WEOspEx2**

(Weekend)

INTERVIEWER: Record brief details of the (first / second / third / fourth / fifth) other sport or exercise activity.

Type in first few letters of the sport to enter coding frame.

Type 'other' if the sport is not listed.

Type 'xxx' (for not listed/don't know) if unable to code.

On exiting coding frame press 'Enter' to move to next question.

Text: Maximum 50 characters

**IF (WEOspEx2 = Other OR Not listed OR Don't know) THEN**

**OSpEx2**

(Weekend)

INTERVIEWER: Enter brief description of this sport

String: [80]

**Note: WEOth2 to OSpEx2 are repeated for up to five activities.**

**WEOthD**

On which days did (you / name of child) do (activity from WEOspEx2/OSpEx2)?

CODE ALL THAT APPLY

- 1 Saturday
- 2 Sunday

**(For each response at WEOthD)**

**WEOthTH(i)**

How long did (you / name of child) spend doing/playing (activity from WEOspEx2/OSpEx2) on (**day**)?

INTERVIEWER: Record **hours** spent below.

Enter 0 if less than 1 hour.

Record minutes at next question.

Range: 0..20

**(For each response at WEOthD)**

**WEOthTM(i)**

How long did (you / name of child) spend doing/playing (activity from WEOspEx2/OSpEx2) on (**day**)?

ENTER NUMBER OF MINUTES. IF AN EXACT HOUR, ENTER 0 FOR MINUTES

INTERVIEWER: Enter number of **minutes**.

If an exact hour, enter 0 for minutes.

Range: 0..59

**IF (WEOth2 = Yes) THEN**

**Inten3**

(weekend)

When (you / name of child) did/played (activity from WEOspEx2/OSpEx2) was it hard enough to make (you / him / her) out of breath or sweaty?

- 1 Yes
- 2 No

**Note: WEOth2 to Inten3 repeated for each activity coded at WEOspEx2..**

**IF (NSWA2 = 1, 5, 6, 7, 8, or 9) OR (WEPWA2 =1, 5, 6, 7, 8, or 9) THEN**

**ExcMusCI**

You told us that you/ (name of child) did the following activities last week:

[list of informal activity recorded at NSWA2, WEPWA2]

During the last week, was the effort of any of these activities usually enough to make you/(name of child) muscles feel some tension, shake or feel warm?

- 1 Yes
- 2 No

**IF (NSpWB = 1-10) OR (WendWB = 1-10) THEN**

**ExcMusCF**

You told us that you/(name of child) did the following activities last week:

[list of formal activity recorded at NSpWB, WendWB]

During the last week, was the effort of any of these activities usually enough to make your/ (name of child) muscles feel some tension, shake or feel warm?

- 1 Yes
- 2 No

**IF(Sch7D = School) THEN**

**IntroST**

Now I'd like to ask some questions about time that (you / name of child) might have spent sitting down. For these questions, I'd like you to think about what you/he/she have/has (you have / name of child has) done in the last seven days, that is from (**date of interview -7**) to yesterday.

Firstly I would like to ask you about any activities (you have / name of child has) done after school on weekdays, from last (**day 7 days ago**) to yesterday.

INTERVIEWER: PRESS 1 AND ENTER TO CONTINUE

1..1

**IF(Sch7D = Nursery OR Playgroup) THEN**

**IntroST**

Now I'd like to ask some questions about time that (name of child) might have spent sitting down. For these questions, I'd like you to think about what you/he/she have/has done in the last seven days, that is from (**date of interview -7**) to yesterday. Firstly I would like to ask you about any activities (you/ name of child) have/has done on weekdays, from last (**day 7 days ago**) to yesterday.

INTERVIEWER: PRESS 1 AND ENTER TO CONTINUE

1..1

### **TVWkH**

On **weekdays** from last (**day 7 days ago**) to yesterday, how much time did (you / name of child) **usually** spend each day sitting watching TV including DVDs or videos?

INTERVIEWER: Record **hours** spent below.

Enter 0 if less than 1 hour.

Record minutes at next question.

Range: 0..20

### **TVWkM**

INTERVIEWER: Enter number of **minutes**.

If an exact hour, enter 0 for minutes.

Range: 0..59

### **SedWkH**

Still thinking about **weekdays**, from last (**day 7 days ago**) to yesterday, how much time did (you / name of child) usually spend each day sitting down doing other any other activity?

INTERVIEWER: Examples of activities include reading, doing homework, drawing, using a computer or playing video games.

Record **hours** spent below.

Enter 0 if less than 1 hour.

Record minutes at next question.

Range: 0..20

### **SedWkM**

INTERVIEWER: Enter number of **minutes**.

If an exact hour, enter 0 for minutes.

Range: 0..59

### **TVWEH**

**Last weekend** how much time did (you / name of child) usually spend each day sitting watching TV including DVDs or videos?

INTERVIEWER: Record **hours** spent below.

Enter 0 if less than 1 hour.

Record minutes at next question.

Range: 0..20

### **TVWEM**

**Last weekend** how much time did (you / name of child) usually spend each day sitting watching TV including DVDs or videos?

INTERVIEWER: Enter number of **minutes**.

If an exact hour, enter 0 for minutes.

Range: 0..59

### **SedWEH**

Still thinking of **last weekend**, how much time did (you / name of child) usually spend each day sitting down doing other any other activity?

INTERVIEWER: Examples of activities include reading, doing homework, drawing, using a computer or playing video games.

Record **hours** spent below.

Enter 0 if less than 1 hour.

Record minutes at next question.

Range: 0..20

**SedWEM**

INTERVIEWER: Enter number of **minutes**.

If an exact hour, enter 0 for minutes,

Range:0..59

**Normal**

Last week, that is from (**date of interview – 7**) to **yesterday** (were you / was name of child)

...READ OUT...

- 1 ...more active than usual
- 2 less active than usual or
- 3 about the same as usual?

**IF (Age 2-12) THEN****Involve**

INTERVIEWER: How involved was (name of child) in answering the physical activity questions?

- 1 Child was not present
- 2 Child was present but did not participate
- 3 Child was present and helped proxy answer **a few** questions
- 4 Child was present and helped proxy answer **some** questions
- 5 Child was present and helped proxy answer **most** questions

**DIARY COLLECTION  
& PHYSICAL ACTIVITY QUESTIONNAIRE PLACEMENT**

*DIARY COLLECTION: ALL RESPONDENTS  
RPAQ PLACEMENT: RESPONDENTS AGED 16 AND OVER*

**IF (Age≥16) AND (Respondent number = 1) THEN****DiaryDA**

INTERVIEWER: BRIEFLY GO THROUGH THE DIARY JUST TO CHECK HOW MANY DIARY DAYS (**respondent one's name**) COMPLETED.

RECORD NUMBER OF DIARY DAYS COMPLETED HERE.

ENTER '0' IF NO DIARY DAYS WERE COMPLETED.

Range: 0..4

**IF (Respondent number = 1) AND (DiaryDA < 3) THEN****NoCAPI2A**

INTERVIEWER: (Respondent **one's** name) has not completed at least 3 days of the food diary so the physical activity self-completion, the rest of CAPI2 and introduction to the Nurse visit are not necessary for this respondent.

**Please do NOT provide the £30 voucher/gift card**

PRESS <ENTER> TO CONTINUE

- 1 Continue

**IF (Age≥16) AND (Respondent number = 2) THEN  
DiaryDC**

INTERVIEWER: BRIEFLY GO THROUGH THE DIARY JUST TO CHECK HOW MANY DIARY DAYS (respondent **two's** name) COMPLETED.  
RECORD NUMBER OF DIARY DAYS COMPLETED HERE.  
ENTER '0' IF NO DIARY DAYS WERE COMPLETED. Range: 0..4

**IF (Age ≤ 15) AND (Respondent number = 2) THEN  
DiaryDC**

INTERVIEWER: BRIEFLY GO THROUGH THE DIARY JUST TO CHECK HOW MANY DIARY DAYS (respondent **two's** name) COMPLETED.  
REMEMBER TO USE THE YOUNG PERSON'S FOOD ATLAS WHEN REVIEWING DIARIES FOR RESPONDENTS AGED 15 YEARS AND UNDER.  
RECORD NUMBER OF DIARY DAYS COMPLETED HERE.  
ENTER '0' IF NO DIARY DAYS WERE COMPLETED.  
Range: 0..4

**IF (Person Respondent = 2) AND (DiaryDC < 3) AND (Age ≥ 16) THEN  
NoCAPI2C**

INTERVIEWER: (respondent **two's** name) has not completed at least 3 days of the food diary so the physical activity self-completion, rest of CAPI2 and introduction to the Nurse visit are not necessary for this respondent.

**Please do NOT provide the £30 voucher/gift card**

PRESS <ENTER> TO CONTINUE

1 Continue

**IF (Person Respondent = 2) AND (DiaryDC < 3) AND (Age ≤ 15) THEN  
NoCAPI2C**

INTERVIEWER: (respondent **two's** name) has not completed at least 3 days of the food diary so the rest of CAPI2 and introduction to the Nurse visit are not necessary for this respondent.

**Please do NOT provide the £30 voucher/gift card**

PRESS <ENTER> TO CONTINUE

1 Continue

**IF (Age≥16) AND (Respondent number = 1) AND (DiaryDA ≥ 3) THEN  
DiarChkA**

(**Respondent one's name**), I would like you to answer some questions by completing this booklet. The questions cover physical activity in your everyday life in the last 4 weeks.

INTERVIEWER: Complete the front page of the booklet for (respondent one's name).

AName.....Point..Address..Check letter..Person number..FROM.....TO

INTERVIEWER:

- Give (respondent one's name) the Physical Activity self-completion booklet and explain how to fill it in.
- While the respondent completes the Physical Activity self-completion booklet, check their diary and decide what extra detail you will need to prompt for.
- When the respondent has completed the Physical Activity self-completion, go through the **diary** with the respondent and probe for any missing information.

*[if the child respondent is 16 or over and has completed at least 3 diary*

*days]*(INTERVIEWER: YOU ALSO NEED TO DO THE SAME WITH THE CHILD

**RESPONDENT(child's name))**

PRESS <ENTER> TO CONTINUE

1 Continue

**DietFBA**

(Respondent one), would you like to be sent some information about some of the major foods and nutrients in your diet based on the information you have provided during the interviews? The information will tell you how you compare with current consumption in the UK and how your intake of nutrients fits with UK recommendations for a healthy diet. It will also provide some useful resources for finding out more about eating a healthy diet.

INTERVIEWER: INFORMATION WILL BE SENT FROM THE OFFICE WITHIN 6 MONTHS.

INTERVIEWER: SHOW RESPONDENT EXAMPLE OF DIETARY FEEDBACK IN YOUR LAMINATE PACK.

- 1 Yes "Yes, feedback required"
- 2 No "No, feedback not required"

**IF (DietFBA = Yes) THEN****AddrChkA**

We have this name for you ...

Title:

Forename:

Surname:

Is this correct?

INTERVIEWER: THIS IS TO ENSURE THAT ANY LETTERS, REQUESTED BY RESPONDENTS (SUCH AS DIETARY FEEDBACK FORMS), ARE SENT TO THE CORRECT RESPONDENTS.

- 1 Yes
- 2 No

**IF (AddrChkA = No) THEN****TtIA**

Firstly, what is your title?

- 1 Mr
- 2 Mrs
- 3 Ms
- 4 Miss
- 5 Other "Other title"

**IF (TtIA = Other) THEN****TtITxtA**

INTERVIEWER: Enter the other **title**

: STRING [15]

**IF (AddrChkA = No) THEN****ForNameA**

And your **first name**?

: STRING [20]

**IF (AddrChkA = No) THEN****SurNameA**

And your **surname**?

: STRING [20]

**IF (Age ≥ 16) AND (Respondent Number = 2) AND (DiaryDC ≥ 3) THEN****DiarChkC**

(Respondent two's name), I would like you to answer some questions by completing this booklet. The questions cover physical activity in your everyday life in the last 4 weeks.

INTERVIEWER: Complete the front page of the booklet for (Respondent two's name).

AName.....Point..Address..Check letter..Person number..FROM.....TO



INTERVIEWER:

- Give (*Respondent two's name*) the Physical Activity self-completion booklet and explain how to fill it in.
- While the respondent completes the Physical Activity self-completion booklet, check their diary and decide what extra detail you will need to prompt for.
- When the respondent has completed the Physical Activity self-completion, go through the **diary** with the respondent and probe for any missing information.

PRESS <ENTER> TO CONTINUE

1 Continue

### **DietFBC**

(Respondent two), would you like to be sent some information about some of the major foods and nutrients in your / (child's name)'s diet based on the information you have provided during the interviews? The information will tell you how your / (child's name)'s compare(s) with current consumption in the UK and how your / (child's name)'s intake of nutrients fits with UK recommendations for a healthy diet. It will also provide some useful resources for finding out more about eating a healthy diet.

INTERVIEWER: INFORMATION WILL BE SENT FROM THE OFFICE WITHIN 6 MONTHS.

INTERVIEWER: SHOW RESPONDENT EXAMPLE OF DIETARY FEEDBACK IN YOUR LAMINATE PACK.

1 Yes "Yes, feedback required"

2 No "No, feedback not required"

### **IF (DietFBC = Yes) THEN**

#### **AddrChkC**

We have this name for you ...

Title:

Forename:

Surname:

Is this correct?

INTERVIEWER: THIS IS TO ENSURE THAT ANY LETTERS, REQUESTED BY RESPONDENTS (SUCH AS DIETARY FEEDBACK FORMS), ARE SENT TO THE CORRECT RESPONDENTS.

1 Yes

2 No

### **IF (AddrChkC = No) THEN**

#### **TtIC**

Firstly, what is your / (child's name)'s title?

1 Mr

2 Mrs

3 Ms

4 Miss

5 Other "Other title"

### **IF (TtIC = Other) THEN**

#### **TtITxtC**

INTERVIEWER: Enter the other **title**

: STRING [15]

### **IF (AddrChkC = No) THEN**

#### **ForNameC**

And your / (child's name)'s **first name**?

: STRING [20]

**IF (AddrChkC = No) THEN**

**SurNameC**

And your / (child's name)'s **surname**?

: STRING [20]

**IF (Respondent number = 1) AND (DiaryDA ≥ 3) THEN**

**RPAQChkA**

INTERVIEWER: RECORD WHETHER (**respondent one's name**) COMPLETED THE PHYSICAL ACTIVITY SELF-COMPLETION.

INTERVIEWER: IF COMPLETED THEN GO THROUGH THE COMPLETED PHYSICAL ACTIVITY SELF-COMPLETION WITH (**respondent one's name**) AND PROBE FOR ANY MISSING INFORMATION.

- 1 Yes
- 2 No
- 3 Missing

**IF (RPAQChkA = Yes) THEN**

**SlpWkAH**

Over the last seven days, that is since (date), how long did you **usually** sleep for on week nights. That is **Sunday to Thursday** nights?

INTERVIEWER. Enter hours in this question followed by minutes in the next question (SlpWkAM)

INTERVIEWER: ONLY INCLUDE TIME RESPONDENT IS ASLEEP. AN AVERAGE TIME PER NIGHT IS BEING SOUGHT. IF RESPONDENT CANNOT ANSWER BECAUSE THE PATTERN OF TIME SPENT VARIES WIDELY FROM NIGHT TO NIGHT, CODE 'DON'T KNOW (CTRL K) '.

IF RESPONDENT WORKED ON NIGHT SHIFTS DURING THE LAST TWO WEEKS ENTER AVERAGE TIME SLEPT DURING THE DAY.

Range: 0..24

**SlpWkAM**

... and enter minutes

Range: 0..59

**IF (RPAQChkA = Yes) THEN**

**SlpWkEAH**

And over the last seven days, how long did you **usually** sleep for on weekend nights. That is Friday and Saturday nights?

INTERVIEWER. Enter hours in this question followed by minutes in the next question (SlpWkEAM)

INTERVIEWER: ONLY INCLUDE TIME RESPONDENT IS ASLEEP. AN AVERAGE TIME PER NIGHT IS BEING SOUGHT. IF RESPONDENT CANNOT ANSWER BECAUSE THE PATTERN OF TIME SPENT VARIES WIDELY FROM NIGHT TO NIGHT, CODE 'DON'T KNOW (CTRL K) '.

IF RESPONDENT WORKED ON NIGHT SHIFTS DURING THE LAST TWO WEEK ENDS ENTER AVERAGE TIME SLEPT DURING THE DAY.

Range: 0..24

**SlpWkEAM**

... and enter minutes

Range: 0..59

**IF (Respondent number = 2) AND (DiaryDA ≥ 3) AND (Age ≥ 16) THEN**

**RPAQChkC**

INTERVIEWER: RECORD WHETHER (**Respondent two**) COMPLETED THE PHYSICAL

ACTIVITY SELF-COMPLETION.

INTERVIEWER: IF COMPLETED THEN GO THROUGH THE COMPLETED PHYSICAL ACTIVITY SELF-COMPLETION WITH (**Respondent two**) AND PROBE FOR ANY MISSING INFORMATION.

- 1 Yes
- 2 No
- 3 Missing

**IF (RPAQChkC = Yes) THEN**

**SlpWkCH**

Over the last seven days, that is since (date), how long did you (*Respondent two*) **usually** sleep for on week nights. That is **Sunday to Thursday** nights?

INTERVIEWER. Enter hours in this question followed by minutes in the next question (SlpWkCM)

INTERVIEWER: ONLY INCLUDE TIME RESPONDENT IS ASLEEP. AN AVERAGE TIME PER NIGHT IS BEING SOUGHT. IF RESPONDENT CANNOT ANSWER BECAUSE THE PATTERN OF TIME SPENT VARIES WIDELY FROM NIGHT TO NIGHT, CODE 'DON'T KNOW (CTRL K)'.  
IF RESPONDENT WORKED ON NIGHT SHIFTS DURING THE LAST TWO WEEKS ENTER AVERAGE TIME SLEPT DURING THE DAY.

Range: 0..24

**SlpWkCM**

... and enter minutes

Range: 0..59

**IF (RPAQChkC = Yes) THEN**

**SlpWkECH**

And over the last seven days, how long did you (*Respondent two*) **usually** sleep for on weekend nights. That is Friday and Saturday nights?

INTERVIEWER. Enter hours in this question followed by minutes in the next question (SlpWkCM)

INTERVIEWER: ONLY INCLUDE TIME RESPONDENT IS ASLEEP. AN AVERAGE TIME PER NIGHT IS BEING SOUGHT. IF RESPONDENT CANNOT ANSWER BECAUSE THE PATTERN OF TIME SPENT VARIES WIDELY FROM NIGHT TO NIGHT, CODE 'DON'T KNOW (CTRL K)'.  
IF RESPONDENT WORKED ON NIGHT SHIFTS DURING THE LAST TWO WEEK ENDS ENTER AVERAGE TIME SLEPT DURING THE DAY.

: 0..24

**SlpWkECM**

... and enter minutes

Range: 0..59

**IF (AGE <16) AND (DiaryDC ≥ 3) THEN**

**DiarChk2**

INTERVIEWER: Now go through the diary with (*Respondent two*) and probe for any missing information

Please remember to use the **Young Person's Food Atlases** when reviewing the diary.

PRESS <ENTER> TO CONTINUE

- 1 Continue

**IF (AGE <16) AND (DiaryDC ≥ 3) THEN**

**DietFBC2**

(Respondent two's name/adult answering on behalf of child), would you like to be sent some information about some of the major foods and nutrients in your / (child's name)'s diet based on the information you have provided during the interviews? The information will tell you how your / (child's name)'s compare(s) with current consumption in the UK and how your / (child's name)'s intake of nutrients fits with UK recommendations for a healthy diet. It will also provide some useful resources for finding out more about eating a healthy diet.

INTERVIEWER: INFORMATION WILL BE SENT FROM THE OFFICE WITHIN 6 MONTHS.

INTERVIEWER: SHOW RESPONDENT EXAMPLE OF DIETARY FEEDBACK IN YOUR LAMINATE PACK.

- 1 Yes "Yes, feedback required"
- 2 No "No, feedback not required"

**IF (DietFBC2 = Yes) THEN****AddrChkC2**

We have this name for you ...

Title:

Forename:

Surname:

Is this correct?

INTERVIEWER: THIS IS TO ENSURE THAT ANY LETTERS, REQUESTED BY RESPONDENTS (SUCH AS DIETARY FEEDBACK FORMS), ARE SENT TO THE CORRECT RESPONDENTS.

- 1 Yes
- 2 No

**IF (AddrChkC2 = No) THEN****TtIC2**

Firstly, what is your / (child's name)'s title?

- 1 Mr
- 2 Mrs
- 3 Ms
- 4 Miss
- 5 Other "Other title"

**IF (TtIC2 = Other) THEN****TtITxtC2**

INTERVIEWER: Enter the other **title**

: STRING [15]

**IF (AddrChkC2 = No) THEN****ForNameC2**

And your / (child's name)'s **first name**?

: STRING [20]

**IF (AddrChkC2 = No) THEN****SurNameC2**

And your / (child's name)'s **surname**?

: STRING [20]

**NHS CENTRAL REGISTER  
& CANCER REGISTRY CONSENT FORM  
FOR RESPONDENTS AGED 16 AND OVER**

**IF (Age ≥ 19) THEN**

**NHSCanA**

We would like your consent for us to send your name, address and date of birth to two National Health Service registers. These are the NHS Central Register and the NHS Cancer Registry.

Please read this form, it explains more about what is involved.

INTERVIEWER: GIVE THE RESPONDENT THE NHSCR CONSENT FORM AND ALLOW THEM TIME TO READ THE INFORMATION.

- |   |       |                     |
|---|-------|---------------------|
| 1 | Con   | "Consent given"     |
| 2 | NoCon | "Consent not given" |

**IF (NHSCanA = Con) THEN**

**NHSSigA**

Before I can pass on your details, I have to obtain written consent from you.

INTERVIEWER: Enter the respondent's serial number, check letter, and respondent number on the top of the consent form.

Serial: Check Letter: Person Number: 1

Ask the respondent to sign and date the form.

Give the **bottom** copy of the form to the respondent.

Code whether signed consents obtained.

- |   |         |   |
|---|---------|---|
| 1 | Central | "NHS Central Register and Cancer Registry consent obtained" |
| 2 | None    | "No signed consents"  |

**IF (Age = 16-18) THEN**

**NHSCanC**

We would like your consent for us to send your name, address and date of birth to two National Health Service registers. These are the NHS Central Register and the NHS Cancer Registry.

Please read this form, it explains more about what is involved.

INTERVIEWER: GIVE THE RESPONDENT THE NHSCR CONSENT FORM AND ALLOW THEM TIME TO READ THE INFORMATION.

- |   |       |                     |
|---|-------|---------------------|
| 1 | Con   | "Consent given"     |
| 2 | NoCon | "Consent not given" |

**IF (NHSCanC = Con) THEN**

**NHSSigC**

Before I can pass on your details, I have to obtain written consent from you.

INTERVIEWER: Enter the respondent's serial number, check letter, and respondent number on the top of the consent form.

Serial: Check Letter: Person Number: 2

Ask the respondent to sign and date the form.

Give the **bottom** copy of the form to the respondent.

Code whether signed consents obtained.

- |   |         |   |
|---|---------|---|
| 1 | Central | "NHS Central Register and Cancer Registry consent obtained" |
| 2 | None    | "No signed consents"  |

## **RECONTACT QUESTIONS**

**FOR ALL RESPONDENTS**

### **IF (Age ≥ 19) THEN**

#### **ReConA**

If at some future date the Department of Health (DoH) of Food Standards Agency (FSA) wanted to conduct a further study from the results of this survey, would you be willing to be recontacted to help again?

INTERVIEWER: IF ASKED, THERE ARE NO **CURRENT** PLANS FOR FURTHER STUDIES, BUT THERE MAY BE IN THE FUTURE.

- 1 Yes
- 2 No

### **IF (Age = 16-18) THEN**

#### **ReConC**

If at some future date the FSA or Department of Health wanted to conduct a further study from the results of this survey, would you be willing to be recontacted to help again?

INTERVIEWER: IF ASKED, THERE ARE NO **CURRENT** PLANS FOR FURTHER STUDIES, BUT THERE MAY BE IN THE FUTURE.

- 1 Yes
- 2 No

### **IF (ReconA = Yes) OR (ReconC = Yes) THEN**

#### **EmailCon**

#### **ASK ADULT**

Would you be willing to be recontacted by email?

- 1 Yes
- 2 No

### **IF (EmailCon=Yes) THEN**

#### **Email**

Thank you, and can I take your email address please?

INTERVIEWER: REPEAT EMAIL ADDRESS BACK TO RESPONDENT AND CHECK SPELLING.

: STRING [150]

### **IF (ReConA = Yes) OR (ReConC = Yes) THEN**

#### **StabAdd**

#### **ASK ADULT**

Just in case we have difficulty in getting in touch with you - could you give us the name and/or phone number of someone who knows you well?

INTERVIEWER: IF NECESSARY, PROMPT: Perhaps a relative or friend who is unlikely to move?

COLLECT **ADDRESS** DETAILS IF POSSIBLE AND RECORD IN THE FOLLOWING QUESTIONS.

- 1 Agreed "Agreed to provide stable contact"
- 2 Refused "Refused to provide stable contact"

### **IF (StabAdd = Agreed) THEN**

#### **StName**

INTERVIEWER: Please enter the name of the contact person.

: STRING [30]

**IF (StabAdd = Agreed) THEN**

**StRel**

INTERVIEWER: Please enter the relationship to the respondent.

PROBE FULLY.

: STRING [30]

**IF (StabAdd = Agreed) THEN**

**StTelNum**

INTERVIEWER: Please enter the stable/contact address.

Telephone Number

Include standard code.

: STRING [20]

**IF (StabAdd = Agreed) THEN**

**StAdd**

Could we also take down an address for them?

1 Yes

2 No

**IF (StAdd =Yes) THEN**

**StAdd1**

INTERVIEWER: Please enter the stable/contact address.

Address line 1:

: STRING [30]

**IF (StAdd =Yes) THEN**

**StAdd2**

INTERVIEWER: Please enter the stable/contact address.

Address line 2:

: STRING [30]

**IF (StAdd =Yes) THEN**

**StAdd3**

INTERVIEWER: Please enter the stable/contact address.

Address line 3:

: STRING [30]

**IF (StAdd =Yes) THEN**

**StAdd4**

INTERVIEWER: Please enter the stable/contact address.

Address line 4:

: STRING [30]

**IF (StAdd =Yes) THEN**

**StAdd5**

INTERVIEWER: Please enter the stable/contact address.

Address line 5:

: STRING [30]

**IF (StAdd =Yes) THEN**

**StAddPC**

INTERVIEWER: Please enter the stable/contact address.

Postcode:

: STRING [8]

**IF (StabAdd = Agreed) THEN**

**StInfo**

INTERVIEWER: Please enter **any other information** about the stable/contact address.

: STRING [100]

**IF (StabAdd = Agreed) THEN**

**ConSt**

INTERVIEWER: Please read the stable contact below, and confirm whether correct.

Name : StName

Relationship : StRel

Address : StAdd1

Postcode : tAddPc

Telephone : StTelNum

Other info: Stinfo

1 Correct "Details correct"

2 NotCorr "Details **not** correct"

**IF (StabAdd = Agreed) THEN**

**StabDisp**

INTERVIEWER: Give the respondent the Stage 1 survey leaflet and read out:

If we needed to contact this person in order to find your new contact details, it would be helpful if they knew about the National Diet and Nutrition Survey.

Please could you pass this leaflet onto them, and let them know that you have given permission for us to contact them, and for them to pass your new contact details on to us.

PRESS <ENTER> TO CONTINUE

1 Continue

## **Iodine Spot Urine Sample**

**FOR RESPONDENTS AGED 4 AND OVER**

**IF (Age ≥ 4) THEN**

**IUrSt**

INTERVIEWER: NOW FOLLOWS THE IODINE SPOT URINE MODULE.

Press 1 and <ENTER> to continue

1 Cont "Press 1 and ENTER to continue"

**IUrInt**

We want to measure the levels of iodine in the body. Iodine is an important nutrient. To do this we would like to collect a small sample of your /(child's name)'s urine. We cannot get this information from your/their food diary or in any other way.

1 Cont "Press 1 and ENTER to continue"

**IUrEli1**



SEE SHOWCARD MM

Due to the way that the samples are analysed we are unable to take them from some people.

Answering yes or no: Do/Does you/(child's name) fall into any of the categories on this card?

- 1 Yes
- 2 No

**IUrEli2**

SEE SHOWCARD MM

Due to the way that the samples are analysed we are unable to take them from some people.

Answering yes or no: Do/Does you/(child's name) fall into any of the categories on this card?

- 1 Yes
- 2 No

**IF (Sex=female AND IUrEli1= Yes) THEN**

**IUrTime**

Would you/(child's name) be interested in providing a sample at another visit?

- 1 Yes
- 2 No

**IF (IUrEli1 = No) OR (IUrEli2 = No) THEN**

**IUrLeaf**

Please read this leaflet, it explains about what taking part in the spot urine sample involves.  
INTERVIEWER: PLEASE GIVE THEM THE SPOT URINE LEAFLET GIVE THEM TIME TO READ IT AND ASK ANY QUESTIONS.

- 1 Continue

**IF (IUrEli1 = No) OR (IUrEli2 = No) AND (Age ≥ 16) THEN**

**IUrAgr**

Are you willing to give a urine sample?

- 1 Yes
- 2 No

**IF (IUrEli1 = No) OR (IUrEli2 = No) AND (Age = 4 - 15) THEN**

**IUrAgr**

Are you willing for (child's name) to give a urine sample?

INTERVIEWER: YOU ARE RECORDING PARENTAL CONSENT, CHECK ALSO CHILD IS WILLING.

INTERVIEWER: IF EITHER PARENT OR CHILD NOT WILLING RECORD 2.

- 1 Agree "Respondent agrees to give urine sample",
- 2 Refuse "Respondent refuses to give urine sample",
- 3 Unable "Unable to obtain urine sample for reason other than refusal"

**IF (IUrPAgr = Refuse or Unable) THEN**

**IUriYRef**

INTERVIEWER: GIVE REASON(S) FOR REFUSAL

CODE ALL THAT APPLY

- 1 Sensi "Embarrassed/sensitive about providing sample",

2	Justbeen	"Went to toilet too recently to provide sample",
3	DiffSamp	"Knows they would have difficulty providing a sample for reason other than having just been to toilet",
4	NoTime	"No time/busy/already spent enough time on this survey",
5	Yuk	"Doesn't like the thought of doing it",
6	Concern	"Concerns about how sample will be used/store",
7	NotUnd	"Respondent did not understand the procedure",
8	Other	"Other (SPECIFY AT NEXT QUESTION)"

**IF (IUriYRef =Other) THEN**

**IUrYrfo**

INTERVIEWER: WRITE IN OTHER REASON FOR REFUSAL  
: STRING[100]

**IF (IUrAgr= Agree) AND (Age ≥ 16) THEN**

**IUrConA**

INTERVIEWER: EXPLAIN THE NEED FOR WRITTEN CONSENT.  
GIVE THE RESPONDENT THE WHITE CONSENT FORM.  
RESPONDENT MUST READ AND INITIAL THE STATEMENTS THEY AGREE TO BEFORE SIGNING.  
LEAVE THE BOTTOM COPY WITH THE RESPONDENT; SEND THE TOP COPY TO BRENTWOOD.  
INTERVIEWER: DETAILS FOR CONSENT FORM ...  
Serial number:  
Check letter:  
Respondent number:  
Sex:  
Date of Birth:  
1 Continue

**IF (IUrAgr= Agree) AND (Age = 4-15) THEN**

**IUrConC**

INTERVIEWER: EXPLAIN THE NEED FOR WRITTEN CONSENT.  
GIVE THE RESPONDENT PARENT/ LEGAL GUARDIAN THE BLUE CONSENT FORM.  
PARENT/ LEGAL GUARDIAN MUST READ AND INITIAL THE STATEMENTS THEY AGREE TO BEFORE SIGNING.  
GIVE THE BLUE ASSENT FORM TO CHILD AND ASK THEM TO CIRCLE YES OR NO NEXT TO STATEMENTS THEN SIGN NAME IF YOU THINK THEY CAN READ AND UNDERSTAND.  
LEAVE THE BOTTOM COPIES WITH THE RESPONDENT; SEND THE TOP COPY TO BRENTWOOD.  
INTERVIEWER: DETAILS FOR CONSENT FORM ...  
Serial number:  
Check letter:  
Respondent number:  
Sex:  
Date of Birth:  
1 Continue

**IF (IUrAgr= Agree) AND (Age = 4-15) THEN**

**IUrAss**

INTERVIEWER: HAS CHILD SIGNED THE BLUE ASSENT FORM?

- 1 Yes "Yes"
- 2 No "No"
- 3 NotAsked "Interviewer code only: Did not ask child to sign form"

**IF (IUrAgr= Agree) THEN**

**IUrCon2**

INTERVIEWER: WAS WRITTEN CONSENT GIVEN TO OBTAIN A URINE SAMPLE FOR THE MEASUREMENT OF IODINE?

- 1 Yes
- 2 No

**IF (IUrCon2 = Yes) THEN**

**IUrCon3**

INTERVIEWER: WAS WRITTEN CONSENT GIVEN FOR ANY REMAINING URINE TO BE STORED AND USED IN FUTURE RESEARCH?

- 1 Yes
- 2 No

**IF (IUrCon2 = Yes) THEN**

**IUrSN**

INTERVIEWER: PLEASE WRITE THE FULL DETAILS BELOW ON THE TUBE LABEL AND PACKAGING LABEL USING THE PERMANENT MAKRRKER PROVIDED. YOU MUST NOT USE BIRO OR ANY THER TYPE OF PEN AS THIS MAY SMUDGE.

Serial number:

Collection date:

Date of birth:1 Continue

**IF (IUrCon2 = Yes) THEN**

**IUrInst**

INTERVIEWER: Give respondent the Tube, Case and Gloves

EXPLAIN HOW TO PROVIDE SAMPLE.

TELL RESPONDENT/PARENT:

TAKE IODINE SPOT URINE LEAFLET WITH THEM – INSTRUCTIONS ON THE INSIDE/ ON BACK.

DO NOT OPEN TUBE UNTIL IN BATHROOM

DO NOT PUT FINGERS IN TUBE

ONCE SAMPLE PROVIDED, RESPONDENT TO SCREW LID ON.

USE DRY TOILET PAPER TO WIPE SPILLAGES ON TUBE

DO NOT USE WET WIPES OR ANY OTHER CLEANING PRODUCT.

PLACE TUBE (WITH SAMPLE) IN SEALABLE BAG AND GIVE TO YOU

INTERVIEWER: THROUGH BAG, CHECK LID SCREWED ON TIGHT. PLACE BAG CONTAINING TUBE IN CASE.

PRESS <ENTER> TO CONTINUE

- 1 Continue

**IF (IUrCon2 = Yes) THEN**

**IUrSam**

INTERVIEW: HAS RESPONDENT PROVIDED A URINE SAMPLE?

CHECK CASE CLOSED AND PLACE BACK IN JIFFY BAG (ADDRESSED TO HNR) AND SEAL.

INTERVIEWER: POST TODAY.

- |   |         |                               |
|---|---------|-------------------------------|
| 1 | Yes     | "Urine sample obtained",      |
| 2 | Refused | "Urine sample refused",       |
| 3 | NoTry   | "Urine sample not attempted", |
| 4 | TryNot  | "Attempted but not obtained"  |

**IF (IUrSam = Refused, NoTry ) THEN**

**IUriNoOb**

INTERVIEWER: GIVE REASON(S) FOR REFUSAL

CODE ALL THAT APPLY

- |   |          |   |
|---|----------|---|
| 1 | Sensi    | "Embarrassed/sensitive about providing sample",   |
| 2 | JustBeen | "Went to toilet too recently to provide sample",  |
| 3 | DiffSamp | "Knows they would have difficulty providing a sample for reason other than having just been to toilet", |
| 4 | NoTime   | "No time/busy/already spent enough time on this survey",  |
| 5 | Yuk      | "Doesn't like the thought of doing it",   |
| 6 | Concern  | "Concerns about how sample will be used/store",   |
| 7 | NotUnd   | "Respondent did not understand the procedure",  |
| 8 | Other    | "Other (SPECIFY AT NEXT QUESTION)"  |

**IF (IUriNoOb =Other) THEN**

**IUrYNOO**

INTERVIEWER: WRITE IN OTHER REASON FOR REFUSAL

: STRING[100]

**IF ((IUrEli1 = Yes) OR (IUrEli2 = Yes) OR (IUrAgr = Refuse/Unable) OR (IUrCon2 = No)) THEN**

**NoUri**

INTERVIEWER: NO URINE SAMPLE TO BE TAKEN.

1 Continue

**IUrEnd**

INTERVIEWER: END OF THE IODINE SPOT URINE MODULE.

Press 1 and <ENTER> to continue.

1 Continue

## Tracer Water

**(ALL RESPONDENTS IN REQUIRE AGE/SEX CELLS WITH VALID HEIGHT & WEIGHT MEASUREMENTS AND COMPLETED AT LEAST THREE DIARY DAYS)**

### **IF (Basic Address) THEN**

#### **DispDLW**

INTERVIEWER: This is the point where a decision is made about whether respondents are eligible for the Tracer Water follow up.

To be eligible for Tracer Water we must have reliable height and weight measurements, have and still need people in the right age and sex groups to fill our quotas (Quota look up file last updated on **(Date)**).

SUMMARY OF CAPI MODULES COMPLETED AND TRACER WATER STATUS

*[list of modules and their completion status]*

Whether eligible and required for Tracer Water.

P1: Tracer Water: Yes/No

P2: Tracer Water: Yes/No

Press 1 and <ENTER> to continue

OR

USE <Ctrl + Enter> IF YOU WANT TO SELECT ONE OF THE OUTSTANDING CAPI MODULES BEFORE A DECISION ABOUT TRACER WATER IS MADE.

1 Cont "Press 1 and ENTER to decide eligibility now"

2 Code88 "Do not use unless agreed by office"

### **IF (Young Person Boost address) THEN**

#### **DispDLWB**

INTERVIEWER: This is the point where a decision is made about whether respondents are eligible for the Tracer Water follow up.

To be eligible for Tracer Water we must have reliable height and weight measurements and still need someone in the right age and sex groups to fill our quotas (Quota look up file last updated on **(Date)**).

SUMMARY OF CAPI MODULES COMPLETED AND TRACER WATER STATUS

*[list of modules and their completion status]*

Whether eligible and required for Tracer Water.

P1: Tracer Water: Yes/No

P2: Tracer Water: Yes/No

Press 1 and <ENTER> to continue

OR

USE <Ctrl + Enter> IF YOU WANT TO SELECT ONE OF THE OUTSTANDING CAPI MODULES BEFORE A DECISION ABOUT TRACER WATER IS MADE.

1 Cont "Press 1 and ENTER to decide eligibility now"

2 Code88 "Do not use unless agreed by office"

### **IF (Reliable ht/wt measurements and Spot Urine introduced for respondent one) THEN**

#### **P1SetDLW**

INTERVIEWER: YOU SHOULD ONLY HAVE ENTERED '88' AT THE PREVIOUS QUESTION BECAUSE ADVISED TO DO THIS BY THE OFFICE OR A SUPERVISOR.

Do you want to make this person eligible to take part in the Tracer water follow up?

(This question allows you to choose whether someone is to be asked to take part in the Tracer Water study or not. This is normally done automatically but on a few occasions it is necessary to override the automatic selection.)

- 1 Yes "Make eligible for the Tracer water study"
- 2 No "Do not make eligible"

**IF (Reliable ht/wt measurements and Spot Urine introduced for respondent two) THEN P2SetDLW**

INTERVIEWER: YOU SHOULD ONLY HAVE ENTERED '88' AT THE PREVIOUS QUESTION BECAUSE ADVISED TO DO THIS BY THE OFFICE OR A SUPERVISOR. Do you want to make this person eligible to take part in the Tracer Water follow up? (This question allows you to choose whether someone is to be asked to take part in the Tracer water study or not. This is normally done automatically but on a few occasions it is necessary to override the automatic selection.)

- 1 Yes "Make eligible for the Tracer water study"
- 2 No "Do not make eligible"

**NeedFUup**

INTERVIEWER: THE FOLLOWING RESPONDENTS ARE CURRENTLY ELIGIBLE FOR THE TRACER WATER FOLLOW UP STUDY:

(Names of respondents)

THE TRACER WATER FOLLOW-UP STUDY TO ALL ELIGIBLE RESPONDENTS AND HAND THEM THE APPROPRIATE LEAFLETS. ALLOW THEM TIME TO READ THE LEAFLETS.

(INTERVIEWER: Note that eligibility may change when updates of the numbers needed are received from the office. Eligibility at the time when Tracer Water first introduced is what matters so don't worry if it looks different if you happen to return to this section later.

PRESS <ENTER> TO CONTINUE

- 1 Continue

**IF (respondent one) THEN**

**P1DLWAg**

INTERVIEWER: IS (**respondent one's name**) WILLING TO TAKE PART IN THE TRACER WATER FOLLOW-UP?

IF 'YES' THEN RESPONDENT MUST SIGN THE (GREEN) TRACER WATER CONSENT FORM WHEN YOU RETURN TO ADMINISTER THE DOSE.

YOU WILL NEED TO LEAVE THE BOTTOM COPY WITH THE RESPONDENT AND **KEEP THE TOP COPY** TO SEND TO BRENTWOOD.

INTERVIEWER: DETAILS FOR CONSENT FORM...

Serial number:

Check letter:

Respondent number:

Sex

Date of birth:

- 1 Yes
- 2 No
- 3 NotAsked "**Interviewer code only:** Did not ask respondent if they would take part"

**IF (respondent two) AND (Age ≥ 4) THEN**

**P2DLWAg**

INTERVIEWER: IS (**respondent two's name**) WILLING TO TAKE PART IN THE TRACER WATER FOLLOW-UP?

IF 'YES' YOU MUST OBTAIN WRITTEN CONSENT THEN RESPONDENT MUST SIGN THE (YELLOW/GREEN) TRACER WATER CONSENT FORM WHEN YOU RETURN TO ADMINISTER THE DOSE.

FOR RESPONDENTS AGED 4-15 YEAR THE PARENT/GUARDIAN MUST SIGN THE YELLOW PARENTAL CONSENT FORM AND THE (respondent two's name) CAN SIGN THE YELLOW ASSENT FORM.

RESPONDENTS AGED 16-18 YEARS MUST SIGN THE GREEN TRACER WATER CONSENT FORM,

YOU WILL NEED TO LEAVE THE BOTTOM COPY WITH THE RESPONDENT AND **KEEP THE TOP COPY** TO SEND TO BRENTWOOD.

INTERVIEWER: DETAILS FOR CONSENT FORM...

Serial number:

Check letter:

Respondent number:

Sex:

Date of birth:

1 Yes

2 No

3 NotAsked "Interviewer code only: Did not ask respondent if they would take part"

**IF (P1DLWAg = NotAsked) THEN**

**P1DLWNAY**

INTERVIEWER: PLEASE RECORD HERE WHY YOU DID NOT ASK THE RESPONDENT TO TAKE PART IN THE TRACER WATER SUBSTUDY.

PLEASE NOTE THAT UNLESS THIS RESPONDENT TAKING PART IN TRACER WATER WILL TAKE YOU OVER YOUR DEADLINE, YOU **MUST** ASK THE RESPONDENT IF THEY WILL TAKE PART IN THE TRACER WATER SUBSTUDY. GO BACK TO PREVIOUS QUESTION AND ASK RESPONDENT IF NECESSARY.

: STRING [60]

**IF (P2DLWAg = NotAsked) THEN**

**P2DLWNAY**

INTERVIEWER: PLEASE RECORD HERE WHY YOU DID NOT ASK THE RESPONDENT TO TAKE PART IN THE TRACER WATER SUBSTUDY.

PLEASE NOTE THAT UNLESS THIS RESPONDENT TAKING PART IN TRACER WATER WILL TAKE YOU OVER YOUR DEADLINE, YOU **MUST** ASK THE RESPONDENT IF THEY WILL TAKE PART IN THE TRACER WATER SUBSTUDY. GO BACK TO PREVIOUS QUESTION AND ASK RESPONDENT IF NECESSARY.

: STRING [60]

**IF (P1DLWAg = No) THEN**

**P1DLWRef**

INTERVIEWER: PLEASE RECORD REASON WHY RESPONDENT REFUSED TO TAKE PART IN TRACER WATER SUBSTUDY.

: STRING [60]

**IF (P2DLWAg = No) THEN**

**P2DLWRef**

INTERVIEWER: PLEASE RECORD REASON WHY RESPONDENT REFUSED TO TAKE PART IN TRACER WATER SUBSTUDY.

: STRING [60]

**IF (P1DLWAg = Yes) OR (P2DLWAg = Yes) THEN**

**FUpReview**

INTERVIEWER: Give (the/both respondent(s)) a **pre-dose kit**. Write the serial number and respondent number on the label on the bottle and complete section 1 on the Respondent protocol – recording sheet.

LEAVE PRE-DOSE KIT AND MAKE A PROVISIONAL APPOINTMENT TO RETURN FOR THE FOLLOW UP(S).

REMEMBER TO LEAVE AT LEAST 3 WORKING DAYS FOR DELIVERY OF TRACER WATER DOSES.

YOU WILL NEED TO CALL HNR AS SOON AS POSSIBLE, TO CONFIRM THAT THE RESPONDENT(S) (IS/ ARE) STILL NEEDED FOR THE TRACER WATER FOLLOW-UP.

When you call HNR they will need to be given the information displayed at question

**HNRInfo** in the **TRACER WATER (DLW)** parallel block.

USE THE **TRACER WATER (DLW)** PARALLEL BLOCK TO RECORD THE OUTCOME OF YOUR CALL TO HNR AND TO RECORD PROGRESS WITH THE TRACER WATER FOLLOW UP.

PRESS <ENTER> TO CONTINUE

- 1 Continue

**IF (P1DLWAg = Yes) OR (P2DLWAg = Yes) THEN**

**PreDose**

INTERVIEWER: Leave the pre-dose sample bottle with respondent(s).

If they are needed for the tracer water sub study they will need to provide a urine sample before drinking the tracer water dose.

- 1 Left "Pre dose kit left",
- 2 NotLeft "Pre dose kit not left"

**DLW Admin**

**IF ( Tracer Water confirmed) THEN**

**DLWVis**

INTERVIEWER: DID YOU VISIT (**Respondent's Name**) TO ADMINISTER THE TRACER WATER DOSE?

- 1 Yes
- 2 No

**IF (DLWVis = Yes) THEN**

**DLWCon1**

INTERVIEWER: WAS WRITTEN CONSENT GIVEN FOR DRINKING A SMALL VOLUME OF TRACER WATER AND THEN PROVIDING SAMPLES OF URINE FOR ANALYSIS?

- 1 Yes
- 2 No

**IF (DLWCon1 = Yes) THEN**

**DLWCon2**

INTERVIEWER: WAS WRITTEN CONSENT GIVEN FOR ANY REMAINING URINE TO BE STORED AND USED IN FUTURE RESEARCH?

- 1 Yes
- 2 No

**IF (Respondent 2) THEN**

**DLWAss**

INTERVIEWER: HAS CHILD SIGNED THE YELLOW ASSENT FORM?

- 1 Yes
- 2 No
- 3 NotAsked "Interviewer code only: Did not ask child to sign form"

**IF (DLWVis = Yes) THEN**

**DLWDose**

INTERVIEWER: HAS (**Respondent's Name**) TAKEN THE TRACER WATER DOSE?



**IF NOT TAKEN DOSE** - EXPLAIN WHY AT NEXT QUESTION.  
IF BOTTLE NOT OPENED, CALL HNR TO ARRANGE FOR RETURN OF TRACER WATER DOSING KIT.

- 1 Yes "Yes, respondent drank Tracer Water dose"
- 2 No "No, respondent did not drink Tracer Water dose"

**IF (DLWDose = No) THEN**

**DLWNDose**

INTERVIEWER: PLEASE EXPLAIN WHY **(Respondent's Name)** DID NOT DRINK THE TRACER WATER DOSE

: String [40]

**IF (DLWDose = Yes) THEN**

**DLWChk**

INTERVIEWER: RECORD WHETHER MIDWEEK TELEPHONE CHECK HAS BEEN DONE.

- 1 Yes
- 2 No

**IF (DLWChk = Yes) THEN**

**DLWChKY**

**(Respondent's Name)**

INTERVIEWER: RECORD DATE OF MIDWEEK CHECK  
DATE SHOULD BE ENTERED AS DDMMYYYY, E.G. 31012013.

: DATATYPE

**IF (DLWDose = Yes) THEN**

**DLWFin**

**(Respondent's Name)**

INTERVIEWER: RECORD WHETHER CHECKED AND COLLECTED TRACER WATER SAMPLES.

- 1 Yes
- 2 No

**IF (DLWFin = No) THEN**

**DLWFinN**

**(Respondent's Name)**

INTERVIEWER: RECORD WHY SAMPLES NOT CHECKED AND COLLECTED.

: String [40]

**IF (DLWFin = Yes) THEN**

**DLWFinY**

**(Respondent's Name)**

INTERVIEWER: RECORD DATE SAMPLES CHECKED AND COLLECTED.  
DATE SHOULD BE ENTERED AS DDMMYYYY, E.G. 31012013.

: DATATYPE

**IF (DLWFin = Yes) THEN**

**DLWPost**

**(Respondent's Name)**

INTERVIEWER: RECORD WHETHER TRACER WATER SAMPLES AND URINE COLLECTION FORM HAVE BEEN SENT BACK TO HNR. REMEMBER TO SEAL SAMPLES SECURELY, FOLLOWING PROTOCOL.

- 1 Yes
- 2 No

**IF (DLWPost = Yes) THEN**

**DLWPostY**

**(Respondent's Name)**

INTERVIEWER: RECORD DATE SAMPLES SENT BACK TO HNR

DATE SHOULD BE ENTERED AS DDMMYYYY, E.G. 31012013.

: DATETYPE

**IF (DLWFin = Yes) THEN**

**DLWProm**

**(Respondent's Name)**

INTERVIEWER: DID YOU GIVE THE RESPONDENT A £30 GIFT CARD AS A TOKEN OF OUR APPRECIATION?

1 Yes

2 No

**IF (DLWFin = Yes) THEN**

**DLWCon**

INTERVIEWER: DID YOU COLLECT THE (GREEN/YELLOW) TRACER WATER CONSENT FORM, SIGNED BY THE RESPONDENT?

**REMEMBER TO SEND THE TOP COPY TO BRENTWOOD**

1 Yes

2 No

## **NURSE INTRODUCTION**

### ***ALL RESPONDENTS***

#### **ASK ALL**

##### **NursInt**

We would like you to help us with the second stage of this study. This is a visit by a qualified nurse to collect some medical information and, if you agree, carry out some measurements. The nurse would like to come round in a couple of months and explain some more about what is involved and answer any questions you have. May I get him/her to contact you in a couple of months?

INTERVIEWER: REMEMBER TO GIVE THE RESPONDENT THE STAGE 2 LEAFLET, APPROPRIATE FOR THEIR AGE.

INTERVIEWER: IF ASKED FOR DETAILS: For example, the nurse, with your agreement, will take some general measurements such as blood pressure, ask about prescribed medications and so on. The information the nurse collects is information we can not get from any other source.

INTERVIEWER: IF ASKED: The nurse will contact the respondent within 2-4 months.

INTERVIEWER: **Always** mention the nurse by name (if known).

INTERVIEWER: If respondent is **unsure** then code '3 Unsure' here. The nurse will still contact the respondent but will be aware that the respondent was unsure about the nurse visit.

Press <F9> for help explaining about the nurse visit.

1 Agree "Agreed nurse could contact"

- 2 Refuse "Refused nurse contact"
- 3 Unsure "Unsure"

**IF (NursInt = Refuse) THEN**

**NurseRef**

RECORD REASON WHY RESPONDENT REFUSED NURSE CONTACT.

- 0 Avail Own doctor already has information"
- 1 Time "Given enough time already to this survey/expecting too much"
- 2 Busy "Too busy, cannot spare the time (if Code 1 does not apply)"
- 3 Enough "Had enough of medical tests/medical profession"
- 4 Worried "Worried about what nurse may find out/'might tempt fate"
- 5 Scared "Scared of medical profession/ particular medical procedures (e.g. blood sample)"
- 6 NoReas "Not interested/Can't be bothered/No particular reason"
- 7 Other "Other reason (specify)"

**IF (NurseRef = Other) THEN**

**NsRefO**

INTERVIEWER: PLEASE SPECIFY OTHER REASON FOR REFUSAL.

: STRING [30]

NATIONAL DIET AND NUTRITION SURVEY  
**Food and Drink Diary**

DIARY START DATE: \_\_\_\_\_

--	--	--	--	--	--	--	--

SERIAL NUMBER

--

CKL

--

RESPONDENT No

--

FIRST NAME

Sex: Male / Female

Date of birth:

--	--	--	--	--	--

INTERVIEWER NUMBER:

--	--	--	--	--	--

INTERVIEWER NAME:

--



# NATIONAL DIET AND NUTRITION SURVEY

## *Food and Drink Diary*

Instructions.....	2-3
Diary examples.....	4-15
Practice Pages.....	16-22
Examples and advice on food descriptions.....	23-29
Pictures for food portion size guidance.....	30-33
<i>Breakfast cereals</i>	
<i>Rice</i>	
<i>Spaghetti</i>	
<i>Chips</i>	
<i>Broccoli or cauliflower</i>	
<i>Stew or curry</i>	
<i>Battered fish</i>	
<i>Quiche/Pie</i>	
<i>Cheese</i>	
<i>Sponge cake</i>	
Drink volume guidance.....	34-35
Pictures for spoon size.....	36
“The 4-day diary”.....	37-68
General questions about your diet during the recording period.....	69-74

If you have any queries about how to complete the diary please contact a member of the NDNS Team at NatCen on freephone **0800 652 4572** between 8.30am-5.30pm.

## PLEASE READ THROUGH THESE PAGES BEFORE STARTING YOUR DIARY

We would like you to keep this diary of everything you eat and drink over 4 days. Please include all food consumed at home and outside the home e.g. work, college or restaurants. It is very important that you do not change what you normally eat and drink just because you are keeping this record. Please keep to your usual food habits.

### Day and Date

Please write down the day and date at the top of the page each time you start a new day of recording.

### Time Slots

Please note the time of each eating occasion into the space provided. For easy use each day is divided into sections, from the first thing in the morning to late evening and through the night.

### Where and with whom?

For each eating occasion, please tell us what **room or part of the house** you were in when you ate, e.g. kitchen, living room, If you ate at your work canteen, a restaurant, fast food chain or your car, write that location down. We would also like to know **who you share your meals with**, e.g. whether you ate alone or with others. If you ate with others please describe their relationship to you e.g. partner, children, colleagues, or friends. We would also like to know **when you ate at a table** and **when you were watching television whilst eating**. For those occasions where you were **not** at a table or watching TV please write 'Not at table' or 'No TV' rather than leaving it blank.

### What do you eat?

Please describe the food you eat in as much detail as possible. Be as specific as you can. Pages 23-29 will help with the sort of detail we need, like **cooking methods** (fried, grilled, baked etc) and any **additions** (fats, sugar/sweeteners, sauces, pepper etc).

#### □ Homemade dishes

If you have eaten any **homemade dishes** e.g. chicken casserole, please record the name of the recipe, ingredients with amounts (including water or other fluids) for the whole recipe, the number of people the recipe serves, and the cooking method. Write this down in the recipe section at the end of the record day. Record how much of the whole recipe you have eaten in the portion size column (see examples on pages 4 - 15).

#### □ Take-aways and eating out

If you have eaten **take-aways** or **made up dishes not prepared at home** such as at a restaurant or a friend's house, please record as much detail about the ingredients as you can e.g. vegetable curry containing chickpeas, aubergine, onion and tomato.

### Brand name

Please note the **brand name** (if known). Most packed foods will list a brand name, e.g. Bird's Eye, Hovis, or supermarket own brands.

#### □ Labels/Wrappers

Labels are an important source of information for us. It helps us a great deal if you enclose, in the plastic bag provided, labels from all **ready meals**, labels from **foods of lesser known brands** and also from any **supplements** you take.

## **Portion sizes**

Examples for how to describe the **quantity** or **portion size** you had of a particular food or drink are shown on pages 23-29.

For foods, quantity can be described using:

- **household measures**, e.g. one teaspoon (tsp) of sugar, two thick slices of bread, 4 tablespoons (tbsp) of peas, ½ cup of gravy. Be careful when describing amounts in spoons that you are referring to the correct spoon size. Compare the spoons you use with the life size pictures on page 36 of this diary.
- **weights from labels**, e.g. 4oz steak, 420g tin of baked beans, 125g pot of yoghurt
- **number of items**, e.g. 4 fish fingers, 2 pieces of chicken nuggets, 1 regular size jam filled doughnut
- **picture examples** for specific foods on pages 30-33 (for adults only).

For drinks, quantity can be described using:

- the **size of glass, cup etc** (e.g. large glass) or the **volume** (e.g. 300ml). Examples of typical drinks containers are on pages 34-35. If you are able, please measure your usual drinking vessel and record the volume on page 34
- **volumes from labels** (e.g. 330ml can of fizzy drink).

We would like to know the **amount that was actually eaten** which means taking **leftovers** into account. You can do this in two ways:

1. Record what was served and make notes of what was not eaten e.g. 3 tbsp of peas, only 2 tbsp eaten; 1 large sausage roll, ate only ½
2. Only record the amount actually eaten i.e. 2 tbsp of peas, ½ a large sausage roll

## **Was it a typical day?**

After each day of recording you will be prompted to tell us whether this was a typical day or whether there were any reasons why you ate and drank more or less than usual. We have provided a list of commonly forgotten food and drink to help jog your memory at the end of each day for anything you may have forgotten to record.

## **Supplements**

At the end of each recording day there is a section for providing information about any supplements you took. Brand name, full name of supplement, strength and the amount taken should be recorded.

## **When to fill in the diary**

**Please record your eating as you go, not from memory** at the end of the day. Use written notes on a pad if you forget to take your diary with you. Each diary day covers a 24hr period, so please include any food or drinks that you may have had during the night. Remember to include foods and drinks between meals (snacks) including water.

**Overleaf you can see 2 example days that have been filled in by different people. These examples show you how we would like you to record your food and drink, for example a ready meal and a homemade dish. Your instruction booklet contains further examples such as how to describe food eaten in a restaurant.**

**It only takes a few minutes for each eating occasion!**

**For your convenience a separate booklet with instructions and examples is provided.**

**Thank you for your time – we really appreciate it!**



<b>Day: Thurs</b>		<b>Date: 31st March</b>		
<b>Time</b>	<b>Where? With Whom? TV on? At table?</b>	<b>Food/Drink description &amp; preparation</b>	<b>Brand Name</b>	<b>Portion size or quantity <u>eaten</u></b>
<b>How to describe what you had and how much you had can be found on pages 23-29</b>				
<b>6am to 9am</b>				
6.30 am	Kitchen Alone No TV Not at table	Filter coffee, decaffeinated milk (fresh, semi-skimmed) Sugar white	Douwe Egberts  Silterspoon	Mug A little 1 level tsp
7.30 am	Kitchen Partner TV on At table	Filter coffee with milk and sugar Cornflakes Milk (fresh, semi-skimmed) Toast, granary medium sliced Light spread Marmalade	As above Tesco's own  Hovis Flora Hartleys	As above 1b drowned 1 slice med spread 1 heaped tsp
<b>9am to 12 noon</b>				
10.15 am	Office desk Alone No TV Not at table	Instant coffee, not decaffeinated Milk (fresh, whole) Sugar brown	Unknown brand	Mug A little 1 level tsp
11 am	Office desk Alone No TV Not at table	Digestive biscuit – chocolate coated on one side	McVities	2

<b>Time</b>	<b>Where? With Whom? TV on? At table?</b>	<b>Food/Drink description &amp; preparation</b>	<b>Brand Name</b>	<b>Portion size or quantity <u>eaten</u></b>
<b>12 noon to 2pm</b>				
12.30 pm	Tea room at work Colleagues No TV At table	Ham salad sandwich from home Bread, wholemeal, thick sliced Light spread  Low fat Mayonnaise Smoked ham thinly sliced Lettuce, iceberg Cucumber with skin  Unsweetened orange juice from canteen  Apple with skin from home, Braeburn	Tesco's own Flora  Hellmans Tesco's own  Tropicana	2 slices thin spread on 1 slice 2 teaspoons 2 slices 1 leaf 4 thin slices  250ml carton  medium size, core left
<b>2pm to 5pm</b>				
3 pm	Meeting room at work With supervisor No TV Not at table	Tea, decaffeinated Milk (fresh, whole) Jaffa cake – mini variety	Twinings Tesco's own McVities	Mug Some 6

<b>Time</b>	<b>Where? With Whom? TV on? At table?</b>	<b>Food/Drink description &amp; preparation</b>	<b>Brand Name</b>	<b>Portion size or quantity <u>eaten</u></b>
<b>5pm to 8pm</b>				
6.30 pm	Pub Partner TV on At table	Gin Tonic water diet Lager 3.8% alcohol Salted peanuts	Gordon's Schweppes Draught, Carlberg KP	Single measure 1/2 small glass 1 pint 1 handful
8 pm	Dining room Family No TV At table	Spaghetti, wholemeal Bolognese sauce (see recipe) Courgettes (fried in butter) Tinned peaches in juice (juice drained) Single cream UHT  Orange squash No Added Sugar	Tesco's own  Prince's Sainsbury's own cream Sainsbury's own	3b 6 tablespoons 4 tablespoons 3 halves 1 tablespoon  200ml glass, 1 part squash, 3 parts tap water
<b>8pm to 10pm</b>				
9 pm	Sitting room Alone TV on Not at table	Grapes, green, seedless Chocolates, chocolate creams Potato crisps, Prawn Cocktail	Bendicks Walkers	15 2 25g bag (from multipack)
<b>10pm to 6am</b>				
10.30 pm	Bed room Partner No TV Not at table	Camomile tea (no milk or sugar)	Twinings	1 mug

- Was the amount of **food** that you had today about what you usually have, less than usual, or more than usual?

Usual

**Less** than usual

**More** than usual

If your intake was not usual, please explain why: \_\_\_\_\_

- Was the amount you had to **drink** today, including water, tea, coffee and soft drinks [and alcohol], about what you usually have, less than usual, or more than usual?

Usual

**Less** than usual

**More** than usual

If your intake was not usual, please explain why: Too busy at work to stop for a drink

- Did you **finish all the food and drink** that you recorded in the diary today?

Yes

No

If no, please **go back to the diary and make a note of any leftovers**

- There are some foods that people often forget

- Coffee, tea, soft drinks, water
- Alcoholic drinks
- Milk

- Biscuits, cakes, sweets, chocolate, other confectionary
- Crisps/nuts/other snacks
- Sauce, dressing

If you have forgotten to record any food or drink today, please go back and **add them to the diary**.

- Did you take any **vitamins, minerals or other food supplements** today?

Yes

No

If yes, **please describe the supplements you took below**

Brand	Name (in full) including strength	Number of pills, capsules, teaspoons

**Please record on the next pages details of any recipes or (if not already described) ingredients of made up dishes or take-away dishes.**

**Write in recipes or ingredients of made up dishes or take-away dishes**

**NAME OF DISH:** *Bolognese sauce*

**SERVES:** 4

<b>Ingredients</b>	<b>Amount</b>	<b>Ingredients</b>	<b>Amount</b>
<i>Co-op low fat beef mince</i>	<i>500g</i>	<i>Lea &amp; Perrins worcester sauce</i>	<i>dash</i>
<i>garlic</i>	<i>3 cloves</i>		
<i>onion</i>	<i>1 medium</i>		
<i>sweet red pepper</i>	<i>1 medium</i>		
<i>Napoli chopped tomatoes</i>	<i>400g tin</i>		
<i>Tesco tomato puree</i>	<i>1 tablespoon</i>		
<i>Tesco olive oil</i>	<i>1 tablespoon</i>		
<i>mixed herbs</i>	<i>1 dessertspoon</i>		

**Brief description of cooking method**

*Fry onion & garlic in oil, add mince and fry till brown.*

*Add pepper, tomatoes, puree, Worcester sauce & herbs. Simmer for 30 mins*

Day: <i>Friday</i>		Date: <i>28.09.2007</i>		
Time	Where? With Whom? At table? TV on?	Food/Drink description & preparation	Brand Name	Portion size or quantity <u>eaten</u>
<b>How to describe what you had and how much you had can be found on pages 23-29</b>				
<b>6am to 9am</b>				
<i>8.00 am</i>	<i>Café take away – eating on my way to work Alone</i>	<i>Cappuccino, no sugar</i>	<i>Starbucks</i>	<i>Medium size</i>
		<i>Blueberry muffin, regular not low fat</i>	<i>Starbucks</i>	<i>One</i>
<i>8.45 am</i>	<i>Office desk Alone No TV Not at table</i>	<i>Tap water</i>		<i>300 ml glass</i>
<b>9am to 12 noon</b>				
<i>10 am</i>	<i>Office desk Alone No TV Not at table</i>	<i>Banana</i>		<i>One, medium size</i>
		<i>Black tea</i>	<i>Typhoo</i>	<i>Large Mug</i>
		<i>Semi-skimmed milk, no sugar</i>	<i>Asda</i>	<i>A lot</i>

<b>Time</b>	<b>Where? With Whom? At table? TV on?</b>	<b>Food/Drink description &amp; preparation</b>	<b>Brand Name</b>	<b>Portion size or quantity <u>eaten</u></b>
<b>12 noon to 2pm</b>				
1 pm	Work tea room With colleague No TV At table	Crayfish sandwich multiseed bread, wholemeal, medium cut, crayfish in lemon mayonnaise, no other spread rocket leaves  Apple & Raspberry fruit drink	M&S pre-packed Sandwich  J20	2 slices Medium filling 6 to 8  1 bottle, 275ml
<b>2pm to 5pm</b>				
4.30 pm	Friends House Lounge With Friend Not at table TV on	Coffee, instant Semi-skimmed milk  Fairy Cake, homemade, see recipe	Kenco	Medium mug A lot  1 cake



<b>Time slot</b>	<b>Where? With Whom? At table? TV on?</b>	<b>Food/Drink description &amp; preparation</b>	<b>Brand Name</b>	<b>Portion size or quantity <u>eaten</u></b>
<b>5pm to 8pm</b>				
7.30 pm	Kitchen/Diner With boyfriend At table No TV	Chicken in creamy mushroom and white wine sauce for 2, oven  White rice, boiled  Wine 13% alcohol	Sainsbury's, 370g (wrapper collected)  Easy cook, Italian, Sainsbury's  Sauvignon Blanc, New Zealand	½ pack  2C  1 small glass, 125ml
<b>8pm to 10pm</b>				
9.15 pm	Sitting Room With boyfriend Not at table TV on	Squash, apple & blackcurrant, no added sugar,  Crisps	Sainsbury's  Pringles, sour cream and chives	1 average glass, 200ml  5
<b>10pm to 6am</b>				
11.30 pm	Bedroom Alone Not at table TV on	Water	tap	1 medium glass

Was the amount of **food** that you had today about what you usually have, less than usual, or more than usual?

Usual

**Less** than usual  **More** than usual

If your intake was not usual, please explain why: \_\_\_\_\_

- Was the amount you had to **drink** today, including water, tea, coffee and soft drinks [and alcohol], about what you usually have, less than usual, or more than usual?

Usual

**Less** than usual  **More** than usual

If your intake was not usual, please explain why: \_\_\_\_\_

- Did you **finish all the food and drink** that you recorded in the diary today?

Yes

No

If no, please **go back to the diary and make a note of any leftovers**

- There are some foods that people often forget

- Coffee, tea, soft drinks, water
- Alcoholic drinks
- Milk
- Biscuits, cakes, sweets, chocolate, other confectionary
- Crisps/nuts/other snacks
- Sauce, dressing

If you have forgotten to record any food or drink today, please go back and **add them to the diary**.

- Did you take any **vitamins, minerals or other food supplements** today?

Yes  No

If yes, **please describe the supplements you took below**

Brand	Name (in full) including strength	Number of pills, capsules, teaspoons
<i>Holland &amp; Barrett</i>	<i>Evening Primrose Oil – 1000mg</i>	<i>1 capsule</i>
<i>Holland &amp; Barrett</i>	<i>Super EPA fish oil – 1000mg</i>	<i>1 capsule</i>

**Please record on the next pages details of any recipes or (if not already described) ingredients of made up dishes or take-away dishes.**

**Write in recipes or ingredients of made up dishes or take-away dishes**

**NAME OF DISH:** *Fairy Cakes*

**SERVES:** *makes 20 cakes*

<b>Ingredients</b>	<b>Amount</b>	<b>Ingredients</b>	<b>Amount</b>
<i>Tate &amp; Lyle caster sugar</i>	<i>175g</i>	<i>Silver Spoon icing sugar</i>	<i>140g</i>
<i>Anchor butter, unsalted</i>	<i>175g</i>	<i>Yellow food colouring</i>	<i>3 drops</i>
<i>eggs</i>	<i>3</i>	<i>water</i>	<i>2 tablespoons</i>
<i>Homepride self-raising flour</i>	<i>175g</i>		
<i>Baking powder</i>	<i>1 teaspoon</i>		

**Brief description of cooking method**

*Mix together and bake for 15 min.*

*Mix icing sugar with water and add colouring. Approx. 1 teaspoon of icing on each cake*

# **PRACTICE PAGES**

**Use this space to practise recording in the diary  
with your interviewer**

**Please do not use these pages for the recording  
period**

PRACTICE PAGE		Date:		
Time	Where? With Whom? TV on? At table?	Food/Drink description & preparation	Brand Name	Portion size or quantity <u>eaten</u>
<b><i>How to describe what you had and how much you had can be found on pages 23-29</i></b>				
<b><i>6am to 9am</i></b>				
		Practice Page		
<b><i>9am to 12 noon</i></b>				
		Practice Page		

Time	Where? With Whom? TV on? At table?	Food/Drink description & preparation	Brand Name	Portion size or quantity <u>eaten</u>
<i>12 noon to 2pm</i>				
		Practice Page		
<i>2pm to 5pm</i>				
		Practice Page		

Time	Where? With Whom? TV on? At table?	Food/Drink description & preparation	Brand Name	Portion size or quantity <u>eaten</u>
<i>5pm to 8pm</i>				
		Practice Page		
<i>8pm to 10pm</i>				
		Practice Page		
<i>10pm to 6am</i>				
		Practice Page		



- Was the amount of **food** that you had today about what you usually have, less than usual, or more than usual?

Usual

**Less** than usual

**More** than usual

If your intake was not usual, please explain why: \_\_\_\_\_

- Was the amount you had to **drink** today, including water, tea, coffee and soft drinks [and alcohol], about what you usually have, less than usual, or more than usual?

Usual

**Less** than usual

**More** than usual

If your intake was not usual, please explain why: \_\_\_\_\_

- Did you **finish all the food and drink** that you recorded in the diary today?

Yes

No

If no, please **go back to the diary and make a note of any leftovers**

- There are some foods that people often forget

- Coffee, tea, soft drinks, water
- Alcoholic drinks
- Milk

- Biscuits, cakes, sweets, chocolate, other confectionary
- Crisps/nuts/other snacks
- Sauce, dressing

If you have forgotten to record any food or drink today, please go back and **add them to the diary**.

- Did you take any **vitamins, minerals or other food supplements** today?

Yes

No

If yes, **please describe the supplements you took below**

Brand	Name (in full) including strength	Number of pills, capsules, teaspoons

**Please record on the next pages details of any recipes or (if not already described) ingredients of made up dishes or take-away dishes.**

**Write in recipes or ingredients of made up dishes or take-away dishes**

***NAME OF DISH:***

***Serves:***

***Ingredients***

***Amount***

***Ingredients***

***Amount***

Practice Page

***Brief description of cooking method***

Spoon size does matter!!!! When describing amounts check the spoons you use with the life size pictures on page 36

<b>Food/Drink</b>	<b>Description &amp; Preparation</b>	<b>Portion size or quantity</b>
Bacon	Back, middle, streaky; smoked or un-smoked; fat eaten; dry-fried or fried in oil/fat (type used) or grilled rashers	Number of rashers
Baked beans	Standard, reduced salt or reduced sugar	Spoons, weight of tin
Beefburger (hamburger)	Home-made (ingredients), from a packet or take-away; fried (type of oil/fat), microwaved or grilled; economy; with or without bread roll, with or without salad e.g. lettuce, tomato	Large or small, ounces or in grams if info on package
Beer	What sort e.g. stout, bitter, lager; draught, canned, bottled; % alcohol or low-alcohol or home-made	Number of pints or half pints, size of can or bottle
Biscuits	What sort e.g. cheese, wafer, crispbread, sweet, chocolate (fully or half coated), shortbread, home-made	Number, size (standard or mini variety)
Bread (see also sandwiches)	Wholemeal, granary, white or brown; currant, fruit, malt; large or small loaf; sliced or unsliced loaf	Number of slices; thick, medium or thin slices
Bread rolls	Wholemeal, white or brown; alone or with filling; crusty or soft	Size, number of rolls
Breakfast cereal (see also porridge)	What sort e.g. Kellogg's cornflakes; any added fruit and/or nuts; Muesli – with added fruit, no added sugar/salt variety	Spoons or picture 1
Buns and pastries	What sort e.g. iced, currant or plain, jam, custard, fruit, cream; type of pastry; homemade or bought	Size, number
Butter, margarine & fat spreads	Give full product name	Thick/average/thin spread; spoons

Spoon size does matter!!!! When describing amounts check the spoons you use with the life size pictures on page 36

<b>Food/Drink</b>	<b>Description &amp; Preparation</b>	<b>Portion size or quantity</b>
Cake	What sort: fruit (rich), sponge, fresh cream, iced, chocolate coated; type of filling e.g. buttercream, jam	Individual or size of slice, packet weight, picture 10
Cereal bars	What sort; with fruit/nuts, coated with chocolate/yoghurt; fortified with vitamins/minerals	Weight/size of bar; from multipack
Cheese	Type e.g. cheddar, cream, cottage, soft; low fat	Picture 9, or number of slices, number of spoons
Chips	Fresh, frozen, oven, microwave, take-away (where from); thick/straight/crinkle/fine cut; type of oil/fat used for cooking	Picture 4, number of spoons, number of chips
Chocolate(s)	What sort e.g. plain, milk, white, fancy, diabetic; type of filling;	Weight/size of bar
Coffee	With milk (see section on milk); half milk/half water; all milk; ground/filter, instant; decaffeinated. If café/takeaway, was it cappuccino, latte etc	Cups or mugs, size of takeaway e.g. small. medium
Cook-in sauces	What sort; pasta, Indian, Chinese, Mexican; tomato, white or cheese based; does meat or veg come in sauce; jar or can	Spoons, size of can or jar
Cream	Single, whipped, double or clotted; dairy or non-dairy; low-fat; fresh, UHT/Longlife; imitation cream e.g. Elmlea	Spoons
Crisps	What sort e.g. potato, corn, wheat, maize, vegetable etc; low-fat or low-salt; premium variety e.g. Kettle chips, Walker's Sensations	Packet weight, standard or from multipack
Custard	Pouring custard or egg custard; made with powder and milk/sugar, instant, ready to serve (tinned or carton); low fat, sugar free	Spoons
Egg	Boiled, poached, fried, scrambled, omelette (with or without filling); type of oil/fat, milk added	Number of eggs, large, medium or small

Spoon size does matter!!!! When describing amounts check the spoons you use with the life size pictures on page 36

<b>Food/Drink</b>	<b>Description &amp; Preparation</b>	<b>Portion size or quantity</b>
Fish (including canned)	What sort e.g. cod, tuna; fried (type of oil/fat), grilled, poached (water or milk) or steamed; with batter or breadcrumbs; canned in oil, brine or tomato sauce	Size of can or spoons (for canned fish) or picture 7 for battered fish
Fish cakes & fish fingers	Type of fish; plain or battered or in breadcrumbs; fried, grilled, baked or microwaved; economy	Size, number, packet weight
Fruit - fresh	What sort; eaten with or without skin	Small, medium or large
Fruit - stewed/canned	What sort; sweetened or unsweetened; in fruit juice or syrup; juice or syrup eaten	Spoons, weight of can
Fruit – juice (pure)	What sort e.g. apple, orange; sweetened or unsweetened; pasteurised or UHT/Longlife; freshly squeezed; added vitamins/minerals, omega 3	Glass (size or volume) or carton size
Ice cream	Flavour; dairy or non-dairy alternatives e.g. soya; luxury/premium	Spoons/ scoops
Jam, honey	What sort; low-sugar/diabetic; shop bought/brand or homemade	Spoons, heaped or level, or thin or thick spread
Marmalade	Type; low-sugar; thick cut; shop bought/brand or homemade	Spoons, heaped or level, or thin or thick spread
Meat (see also bacon, burgers & sausages)	What sort; cut of meat e.g. chop, breast, minced; lean or fatty; fat removed or eaten; skin removed or eaten; how cooked; with or without gravy	Large/small/medium, spoons, or picture 6 for stew portion

Spoon size does matter!!!! When describing amounts check the spoons you use with the life size pictures on page 36

<b>Food/Drink</b>	<b>Description &amp; Preparation</b>	<b>Portion size or quantity</b>
Milk	What sort; whole, semi-skimmed, skimmed or 1% fat; fresh, sterilized, UHT, dried; soya milk (sweetened/unsweetened), goats' milk, rice milk, oat milk; flavoured; fortified with added vitamins and/or minerals	Pints, glass (size or volume) or cup. On cereal: <i>damp/normal/drowned</i> . In tea/coffee: <i>a little/some/a lot</i>
Nuts	What sort; dry roasted, ordinary salted, honey roasted; unsalted	Packet weight, handful
Pie (sweet or savoury)	What sort/filling; one pastry crust or two; type of pastry	Individual or slice, or picture 8
Pizza	Thin base/deep pan or French bread; topping e.g. meat, fish, veg; stuffed crust	Individual, slice, fraction of large pizza e.g. $\frac{1}{4}$
Porridge	Made with oats or cornmeal or instant oat cereal; made with milk and/or water; added sugar, honey, syrup or salt; with milk or cream	Bowls, spoons
Potatoes (see also chips)	Old or new; baked, boiled, roast (type of oil/fat); skin eaten; mashed (with butter/spread and with or without milk); fried/chips (type of oil/fat); instant; any additions e.g. butter	Mash – spoons, number of half or whole potatoes, small or large potatoes
Pudding	What sort; e.g. steamed sponge; with fruit; mousse; instant desserts; milk puddings	Spoons, picture 10 for slice of sponge
Rice	What sort; e.g. basmati, easy cook, long or short grain; white or brown; boiled or fried (type of oil/fat)	Spoons or picture 2
Salad	Ingredients; if with dressing what sort (oil and vinegar, mayonnaise)	Amount of each component

Spoon size does matter!!!! When describing amounts check the spoons you use with the life size pictures on page 36

<b>Food/Drink</b>	<b>Description &amp; Preparation</b>	<b>Portion size or quantity</b>
Sandwiches and rolls	Type of bread/roll (see Bread & Rolls); butter or margarine; type of filling; including salad, mayonnaise, pickle etc. If shop-bought, where from?	Number of rolls or slices of bread; amount of butter/margarine (on both slices?); amount of filling
Sauce – cold (including mayonnaise)	Tomato ketchup, brown sauce, soy sauce, salad cream, mayonnaise; low fat;	Spoons
Sauce – hot (see also cook-in sauces)	What sort; savoury or sweet; thick or thin; for gravy - made with granules, stock cube, dripping or meat juices	Spoons
Sausages	What sort; e.g. beef, pork; fried (type of oil/fat) or grilled; low fat	Large or small, number
Sausage rolls	Type of pastry	Size - jumbo, standard, mini
Scone	Fruit, sweet, plain, cheese; type of flour; homemade	Small, medium or large
Savoury snacks - in packet	What sort: e.g. Cheddars, cheese straws, Twiglets, Pretzels	Size (standard or mini variety), packet weight
Smoothies	If homemade give recipe. If shop-bought, what does it contain e.g. fruit, milk/yoghurt, fruit juice	Glass or bottle (size or volume)
Soft drinks – squash/ concentrate/ cordial	Flavour; no added sugar/low calorie/sugar free; “high” juice; fortified with added vitamins and/or minerals	Glass (size or volume)
Soft drinks – carbonated/fizzy	Flavour; diet/low-calorie; canned or bottled; cola – caffeine free	Glass, can or bottle (size or volume)
Soft drinks – ready to drink	Flavour; no added sugar/low calorie/sugar free; real fruit juice? If so, how much?; fortified with added vitamins and/or minerals	Glass, carton or bottle (size or volume)



Spoon size does matter!!!! When describing amounts check the spoons you use with the life size pictures on page 36

<b>Food/Drink</b>	<b>Description &amp; Preparation</b>	<b>Portion size or quantity</b>
Soup	What sort; cream or clear; fresh/chilled, canned, instant or vending machine. If home-made, give recipe	Spoons, bowl or mug
Spaghetti, other pasta	What sort; fresh/chilled or dried; white, wholemeal; canned in sauce; type of filling if ravioli, cannelloni etc	Spoons (or how much dry pasta) or picture 3
Spirits	What sort: e.g. whisky, gin, vodka, rum	Measures as in pub
Sugar	Added to cereals, tea, coffee, fruit, etc; what sort; e.g. white, brown, demerara	Heaped or level teaspoons
Sweets	What sort: e.g. toffees, boiled sweets, diabetic, sugar-free	Number, packet weight
Tea	With/without milk (see section on milk); decaffeinated, herb	Mugs or cups
Vegetables (not including potatoes)	What sort; how cooked/raw; additions e.g. butter, other fat or sauce	Spoons, number of florets or sprouts, weight from tins or packet
Wine, sherry, port	White, red; sweet, dry; % alcohol or low-alcohol	Glass (size or volume)
Yoghurt (inc drinking yoghurt), fromage frais	What sort: e.g. natural/plain or flavoured; creamy, Greek, low-fat, very low fat/diet, soya; with fruit pieces or fruit flavoured; twinpot; fortified with added vitamins and/or minerals; longlife/UHT; probiotic	Pot size or spoons
Home-made dishes	Please say what the dish is called (record recipe or details of dish if you can in the section provided) and how many persons it serves	Spoons – heaped or level, number, size, or proportion of recipe e.g. ½ of recipe
Ready-made meals	Full description of product; does it contain any accompaniments e.g. rice, vegetables, sauces; chilled or frozen; microwaved, oven cooked, boil-in-the-bag; low fat, healthy eating range. Enclose label and ingredients list if possible in your plastic bag	Packet weight (if didn't eat whole packet describe portion consumed)

Spoon size does matter!!!! When describing amounts check the spoons you use with the life size pictures on page 36

<b><i>Food/Drink</i></b>	<b><i>Description &amp; Preparation</i></b>	<b><i>Portion size or quantity</i></b>
Take-away food or food eaten out	Please say what the dish is called and give main ingredients if you can. Give name of a chain restaurant e.g. McDonalds	Spoons, portion size e.g. small/medium/large

Use the pictures to help you indicate the size of the portion you have eaten.  
Write on the food record the picture number and size A, B or C nearest to your own helping.

Remember that the pictures are much smaller than life size.  
The actual size of the dinner plate is 10 inches (25cm), the side plate, 7 inches (18cm), and the bowl, 6.3 inches (16cm).

The tables on pages 23-29 also give examples of foods that you might eat and how much information is required about them.

#### 1. Breakfast cereals



2. Rice



3. Spaghetti



4. Chips




5. Broccoli/ cauliflower



6. Stew /curry



7. Battered fish



8. Quiche / Pie



A



B



C


9. Cheese



A



B



C

10. Sponge cake



A



B



C

**Typical quantities of drinks in various containers measured in millilitres (ml)**


	<b>Small glass</b>	<b>Average glass</b>	<b>Large glass</b>	<b>Vending cup</b>	<b>Cup</b>	<b>Mug</b>
<b>Soft drinks</b>	<b>150</b>	<b>200</b>	<b>300</b>			
<b>Wine</b>	<b>125</b>	<b>175</b>	<b>250</b>			
<b>Hot drinks</b>				<b>170</b>	<b>190</b>	<b>260</b>

Glasses come in different shapes and sizes. On the next page is a life size glass showing approximate volumes. You can use this picture as a guide for estimating how much volume of drink the glass you are drinking from holds.

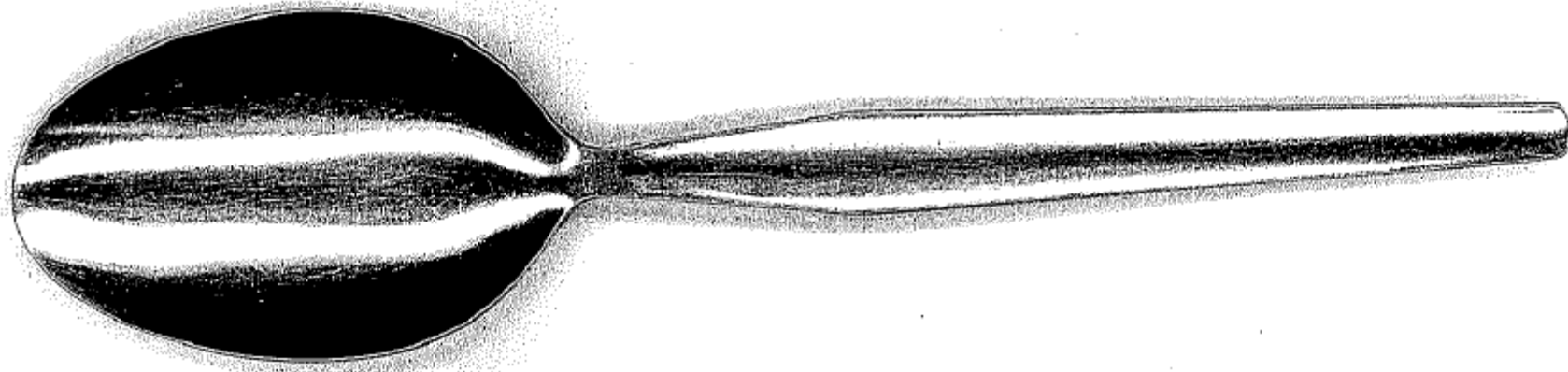
**Alternatively, if you are able to, please use a measuring jug to measure your usual drinking vessels e.g. mug, cup etc. and provide the volumes below**

--

## Life Size Glass



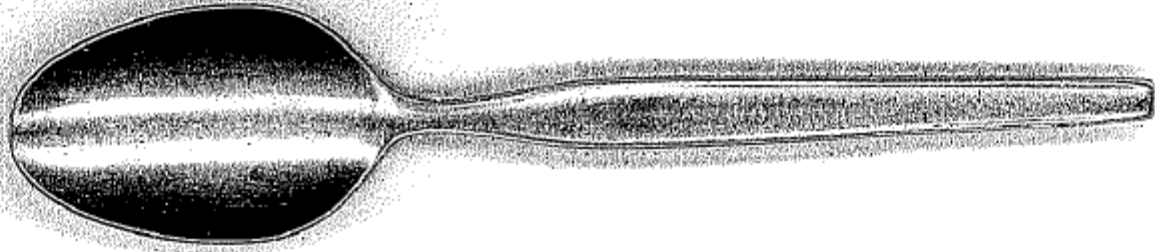




Tablespoon  
(tbsp)



Dessertspoon  
(dsp)



Teaspoon  
(tsp)

# DAY 1

Day 1:		Date:		
Time	Where? With Whom? TV on? At table?	Food/Drink description & preparation	Brand Name?	Portion size or quantity <u>eaten</u>
<b><i>How to describe what you had and how much you had can be found on pages 23-29</i></b>				
<b><i>6am to 9am</i></b>				
<b><i>9am to 12 noon</i></b>				

Time	Where? With Whom? TV on? At table?	Food/Drink description & preparation	Brand Name?	Portion size or quantity <u>eaten</u>
<i>12 noon to 2pm</i>				
<i>2pm to 5pm</i>				

Time	Where? With Whom? TV on? At table?	Food/Drink description & preparation	Brand Name?	Portion size or quantity <u>eaten</u>
<i>5pm to 8pm</i>				
<i>8pm to 10pm</i>				
<i>10pm to 6am</i>				

- Was the amount of **food** that you had today about what you usually have, less than usual, or more than usual?

Usual

**Less** than usual       **More** than usual

If your intake was not usual, please explain why: \_\_\_\_\_

- Was the amount you had to **drink** today, including water, tea, coffee and soft drinks [and alcohol], about what you usually have, less than usual, or more than usual?

Usual

**Less** than usual       **More** than usual

If your intake was not usual, please explain why: \_\_\_\_\_

- Did you **finish all the food and drink** that you recorded in the diary today?

Yes

No

If no, please **go back to the diary and make a note of any leftovers**

- There are some foods that people often forget

- Coffee, tea, soft drinks, water
- Alcoholic drinks
- Milk

- Biscuits, cakes, sweets, chocolate, other confectionary
- Crisps/nuts/other snacks
- Sauce, dressing

If you have forgotten to record any food or drink today, please go back and **add them to the diary**.

- Did you take any **vitamins, minerals or other food supplements** today?

Yes

No

If yes, **please describe the supplements you took below**

Brand	Name (in full) including strength	Number of pills, capsules, teaspoons

**Please record on the next pages details of any recipes or (if not already described) ingredients of made up dishes or take-away dishes.**

**Write in recipes or ingredients of made up dishes or take-away dishes**

***NAME OF DISH:***

***Serves:***

***Ingredients***

***Amount***

***Ingredients***

***Amount***


***Brief description of cooking method***



**Write in recipes or ingredients of made up dishes or take-away dishes**

***NAME OF DISH:***

***Serves:***

***Ingredients***

***Amount***

***Ingredients***

***Amount***


***Brief description of cooking method***

# DAY 2

Day 2:		Date:		
Time	Where? With Whom? TV on? At table?	Food/Drink description & preparation	Brand Name?	Portion size or quantity <u>eaten</u>
<b><i>How to describe what you had and how much you had can be found on pages 23-29</i></b>				
<b><i>6am to 9am</i></b>				
<b><i>9am to 12 noon</i></b>				

Time	Where? With Whom? TV on? At table?	Food/Drink description & preparation	Brand Name?	Portion size or quantity <u>eaten</u>
<i>12 noon to 2pm</i>				
<i>2pm to 5pm</i>				

Time	Where? With Whom? TV on? At table?	Food/Drink description & preparation	Brand Name?	Portion size or quantity <u>eaten</u>
<i>5pm to 8pm</i>				
<i>8pm to 10pm</i>				
<i>10pm to 6am</i>				

- Was the amount of **food** that you had today about what you usually have, less than usual, or more than usual?

Usual

**Less** than usual  **More** than usual

If your intake was not usual, please explain why: \_\_\_\_\_

- Was the amount you had to **drink** today, including water, tea, coffee and soft drinks [and alcohol], about what you usually have, less than usual, or more than usual?

Usual

**Less** than usual  **More** than usual

If your intake was not usual, please explain why: \_\_\_\_\_

- Did you **finish all the food and drink** that you recorded in the diary today?

Yes

No

If no, please **go back to the diary and make a note of any leftovers**

- There are some foods that people often forget

- Coffee, tea, soft drinks, water
- Alcoholic drinks
- Milk

- Biscuits, cakes, sweets, chocolate, other confectionary
- Crisps/nuts/other snacks
- Sauce, dressing

If you have forgotten to record any food or drink today, please go back and **add them to the diary**.

- Did you take any **vitamins, minerals or other food supplements** today?

Yes

No

If yes, **please describe the supplements you took below**

Brand	Name (in full) including strength	Number of pills, capsules, teaspoons

**Please record on the next pages details of any recipes or (if not already described) ingredients of made up dishes or take-away dishes.**

**Write in recipes or ingredients of made up dishes or take-away dishes**

***NAME OF DISH:***

***Serves:***

***Ingredients***

***Amount***

***Ingredients***

***Amount***


***Brief description of cooking method***



**Write in recipes or ingredients of made up dishes or take-away dishes**

***NAME OF DISH:***

***Serves:***

***Ingredients***

***Amount***

***Ingredients***

***Amount***


***Brief description of cooking method***

# DAY 3

Day 3:		Date:		
Time	Where? With Whom? TV on? At table?	Food/Drink description & preparation	Brand Name?	Portion size or quantity <u>eaten</u>
<b><i>How to describe what you had and how much you had can be found on pages 23-29</i></b>				
<b><i>6am to 9am</i></b>				
<b><i>9am to 12 noon</i></b>				

Time	Where? With Whom? TV on? At table?	Food/Drink description & preparation	Brand Name?	Portion size or quantity <u>eaten</u>
<i>12 noon to 2pm</i>				
<i>2pm to 5pm</i>				

Time	Where? With Whom? TV on? At table?	Food/Drink description & preparation	Brand Name?	Portion size or quantity <u>eaten</u>
<i>5pm to 8pm</i>				
<i>8pm to 10pm</i>				
<i>10pm to 6am</i>				

- Was the amount of **food** that you had today about what you usually have, less than usual, or more than usual?

Usual

**Less** than usual

**More** than usual

If your intake was not usual, please explain why: \_\_\_\_\_

- Was the amount you had to **drink** today, including water, tea, coffee and soft drinks [and alcohol], about what you usually have, less than usual, or more than usual?

Usual

**Less** than usual

**More** than usual

If your intake was not usual, please explain why: \_\_\_\_\_

- Did you **finish all the food and drink** that you recorded in the diary today?

Yes

No

If no, please **go back to the diary and make a note of any leftovers**

- There are some foods that people often forget

- Coffee, tea, soft drinks, water
- Alcoholic drinks
- Milk

- Biscuits, cakes, sweets, chocolate, other confectionary
- Crisps/nuts/other snacks
- Sauce, dressing

If you have forgotten to record any food or drink today, please go back and **add them to the diary**.

- Did you take any **vitamins, minerals or other food supplements** today?

Yes

No

If yes, **please describe the supplements you took below**

Brand	Name (in full) including strength	Number of pills, capsules, teaspoons

**Please record on the next pages details of any recipes or (if not already described) ingredients of made up dishes or take-away dishes.**

**Write in recipes or ingredients of made up dishes or take-away dishes**

***NAME OF DISH:***

***Serves:***

***Ingredients***

***Amount***

***Ingredients***

***Amount***


***Brief description of cooking method***



**Write in recipes or ingredients of made up dishes or take-away dishes**

***NAME OF DISH:***

***Serves:***

***Ingredients***

***Amount***

***Ingredients***

***Amount***


***Brief description of cooking method***

**DAY 4**

***Please remember to complete the general questions on pages 69-74!***

Day 4:		Date:		
Time	Where? With Whom? TV on? At table?	Food/Drink description & preparation	Brand Name?	Portion size or quantity <u>eaten</u>
<b><i>How to describe what you had and how much you had can be found on pages 23-29</i></b>				
<b><i>6am to 9am</i></b>				
<b><i>9am to 12 noon</i></b>				

Time	Where? With Whom? TV on? At table?	Food/Drink description & preparation	Brand Name?	Portion size or quantity <u>eaten</u>
<i>12 noon to 2pm</i>				
<i>2pm to 5pm</i>				

Time	Where? With Whom? TV on? At table?	Food/Drink description & preparation	Brand Name?	Portion size or quantity <u>eaten</u>
<i>5pm to 8pm</i>				
<i>8pm to 10pm</i>				
<i>10pm to 6am</i>				

- Was the amount of **food** that you had today about what you usually have, less than usual, or more than usual?

Usual

**Less** than usual       **More** than usual

If your intake was not usual, please explain why: \_\_\_\_\_

- Was the amount you had to **drink** today, including water, tea, coffee and soft drinks [and alcohol], about what you usually have, less than usual, or more than usual?

Usual

**Less** than usual       **More** than usual

If your intake was not usual, please explain why: \_\_\_\_\_

- Did you **finish all the food and drink** that you recorded in the diary today?

Yes

No

If no, please **go back to the diary and make a note of any leftovers**

- There are some foods that people often forget

- Coffee, tea, soft drinks, water
- Alcoholic drinks
- Milk

- Biscuits, cakes, sweets, chocolate, other confectionary
- Crisps/nuts/other snacks
- Sauce, dressing

If you have forgotten to record any food or drink today, please go back and **add them to the diary**.

- Did you take any **vitamins, minerals or other food supplements** today?

Yes

No

If yes, **please describe the supplements you took below**

Brand	Name (in full) including strength	Number of pills, capsules, teaspoons

**Please record on the next pages details of any recipes or (if not already described) ingredients of made up dishes or take-away dishes.**

**Write in recipes or ingredients of made up dishes or take-away dishes**

***NAME OF DISH:***

***Serves:***

***Ingredients***

***Amount***

***Ingredients***

***Amount***


***Brief description of cooking method***



**Write in recipes or ingredients of made up dishes or take-away dishes**

***NAME OF DISH:***

***Serves:***

***Ingredients***

***Amount***

***Ingredients***

***Amount***


***Brief description of cooking method***

**General questions about your food/ drink during the recording period.**

**Special diet**

1. Did you follow a special diet during the recording period? (please tick and provide more information if necessary)

- a) To lose weight
- b) To gain weight
- c) For medical reasons e.g. to lower cholesterol. Details: \_\_\_\_\_
- d) Other e.g. vegetarian. Details: \_\_\_\_\_
- e) No special diet

**Milk**

2. Which type of milk did you use most often during the recording period?

Whole, fresh, pasteurised       Semi-skimmed fresh, pasteurised       Skimmed (fat free) fresh, pasteurised       1% fat milk, pasteurised

Dried  *Type*

Soya  *Type*

Other  *Type*

Did not use

## Tea and coffee

3. How much milk did you usually have in coffee/ tea?

Coffee    A lot     Some     A little     None/did not drink

Tea        A lot     Some     A little     None/did not drink

4. Did you usually sweeten your coffee/ tea with sugar?

Coffee            Yes     How many teaspoons in a mug/cup?             No/did not drink

Tea                Yes     How many teaspoons in a mug/cup?             No/did not drink

5. Did you usually sweeten your coffee/ tea with artificial sweetener?

Coffee            Yes     How many tablets or teaspoons in a mug/cup?             No/did not drink

Tea                Yes     How many tablets or teaspoons in a mug/cup?             No/did not drink

6. Did you drink decaffeinated coffee/ tea during the recording period?

Coffee    Always     Sometimes     Never

Tea        Always     Sometimes     Never

## Breakfast cereals

7. How much milk did you usually have on breakfast cereal?

Drowned  Average  Damp  None/did not eat

8. How did you usually make your porridge?

With all water  With all milk  With milk and water  Did not eat

9. Did you usually sweeten or salt your porridge?

With sugar  With honey  With salt  Neither/did not eat

10. How did you usually make your instant oat cereal?

With all water  With all milk  With milk and water  Did not eat

11. Did you usually sweeten or salt your instant oat cereal?

With sugar  With honey  With salt  Neither/did not eat

## Fats for spreading and cooking

12. Which type of butter, margarine or other fat spread did you use most often during the recording period? Please record the full product name and fat content

Name:

None

*e.g. Flora Omega 3 plus, low fat spread, 38% fat, polyunsaturated*

13. How thickly did you spread butter, margarine on bread, crackers etc?

Thick  Medium  Thin  N/A

14. Which type of cooking fat/oil did your household use most often over the recording period? Please record the full product name e.g. *Sainsbury's sunflower oil*

Name:

None

## Bread

15. Which type of bread did you eat most often during the recording period?

White  Granary  Wholemeal  Brown

50/50 bread e.g. Hovis Best of Both

Other

Type

Did not eat

16. Was it a large loaf or a small loaf?

Large  Small

17. If the bread was shop bought, how was it sliced?

Thick  Medium  Thin  Unsliced  N/A

### **Meat**

18. If you ate meat during the recording period, did you eat the visible fat?

Always  Sometimes  Never  Did not eat meat

19. If you ate poultry (e.g. chicken, turkey) during the recording period, did you eat the skin?

Always  Sometimes  Never  Did not eat poultry

### **Fruit and vegetables**

20. If you ate apples during the recording period, did you eat the skin?

Always  Sometimes  Never  Did not eat

21. If you ate pears during the recording period, did you eat the skin?

Always  Sometimes  Never  Did not eat

22. If you ate new potatoes during the recording period, did you eat the skin?

Always  Sometimes  Never  Did not eat

23. If you ate baked/jacket potatoes during the recording period, did you eat the skin?

Always  Sometimes  Never  Did not eat

### **Salt**

24. Do you add salt to your food at the table?

Always  Sometimes  Never

25. Do you add salt substitute to your food at the table? *e.g. LoSalt*

Always  Sometimes  Never

### **Water**

26. Which type of water did you drink most often during the recording period?

Tap  Filtered  Bottled  *brand*  Did not drink

***Thank you for completing this diary.***

## **Acknowledgements**

Thanks for permission to use pictures from:

Nelson, M., Atkinson, M.  
& Meyer, J. (1997).  
*A Photographic Atlas of Food Portion Sizes.*  
London, MAFF Publications.








## NATIONAL DIET AND NUTRITION SURVEY

# *Food and Drink Diary*

DIARY START DATE: \_\_\_\_\_



SERIAL NUMBER

CKL

RESPONDENT No

FIRST NAME

Sex: Male / Female

Date of birth:

INTERVIEWER NUMBER:

INTERVIEWER NAME:



## How to fill in your diary

It is very important that you do not change what you normally eat or drink just because you are keeping a diary. Try to write down what you are eating or drinking as soon as you can and not leave it until the end of the day. Record food and drink eaten at home and away from home, such as at school or at a friend's house.

Whenever you have something to eat or drink write down:

**When:** Each day is divided into time slots from first thing in the morning until late at night until the following morning. Find the appropriate time slot and record the exact time when you eat or drink something in the "time" column.

**Where:** This could be

Home	Bedroom
Away	Street, Car/Bus, Café/ Restaurant (specify McDonald's, Pizza Hut etc.)
School	Canteen, Classroom, Playground

**With Whom:** This could be

- Alone
- With family
- With friends

**At table:** Were you sitting at a table whilst eating or drinking? If yes, record **At table**. If no, record **Not at table**.

**Watching TV:** Were you watching TV whilst you were eating or drinking? If yes, record **TV on**. If no, record **No TV**.

## What:

Describe your food and drink giving as much detail as you can. Include any **extras** like sugar and milk in your tea or cereal, butter or other spreads on your bread and sauces such as ketchup and mayonnaise. **Do not forget to include drinking water.**

If you know how the food was cooked (e.g. roast, baked, boiled, fried), please record this. If you're unsure about how the food was cooked, please ask the person who prepared the food if possible.

On pages 20 - 25 you will find help with the sort of detail that is useful.

If you have eaten any **homemade dishes** e.g. a stew or sponge cake, please make sure the ingredients and cooking method are recorded in the space provided. You may need to ask the person who prepared the dish to help you with this. If another person at home is also keeping a diary and has recorded the recipes for the same dishes as you in their diary (the ADULT diary), you do NOT need to record these recipes again, just write in your diary "see adult diary". If you have eaten any **take-aways** or any made up dishes not prepared at home such as at a friend's house or in a restaurant, please record as much detail as you can about what was in the dish e.g. vegetable curry containing chickpeas, aubergine, onion and tomato.

#### **Brand:**

Please make a note of the **brand name** (e.g. Heinz, Walkers, Hovis) if you know it. Most packaged foods will list a brand name.

#### **Amount eaten:**

You can specify packet (e.g. Crisps, Yogurt), or number of individual items (e.g. biscuits), or slices (e.g. cake, pizza, ham), or teaspoons (e.g. sugar), or dessertspoons (e.g. peas). Be careful when describing amounts in spoons. Compare the spoon you are using with the life size spoons on page 27 of this diary so you use the correct name. You can also write S (small), M (medium) or L (large) portion.

For drinks you can write glass (tell us the size of the glass or volume using page 26 as a guide), cup or mug. You can also write the **weight or volume from the labels** on the packaging. On page 25, we have included a space for you to measure your usual drinking cup (you can do this by filling your cup with water to the level you normally have and then emptying the water into a measuring jug).

On pages 20 - 25 you will find help with describing how much you had to eat or drink.

We would like to know the **amount that you actually ate**, so you need to think about how much you **leftover**. You can do this in 2 ways:

1. Record how much you were served and then how much you ate e.g. 3 dessertspoons of peas, only 2 dessertspoons eaten; 1 large sausage roll, ate only half
2. Only record how much you actually ate i.e. 2 dessertspoons of peas; half a large sausage roll

### **Food labels/wrappers:**

Please keep the labels or packaging from snacks, sweets, bought sandwiches and ready meals and put them in the plastic bag provided.

### **Was it a typical day?**

After each day of recording you will be prompted to tell us whether this was a usual day or whether there were any reasons why you ate and drank more or less than usual, e.g. I did eat less because I was sick; I drank a lot because I did sports. Please tick the correct box for your intake. We have provided a list of commonly forgotten food and drink to help jog your memory at the end of each day for anything you may have forgotten to record.

### **Supplements**

At the end of each recording day you need to tell us about any supplements you took. If you didn't take any just tick NO. If yes, then please tell us the name of the supplement (e.g. vitamin C), brand (e.g. Boots), strength (it will tell you on the label - e.g. 50 mg) and how many you took (e.g. 1 tablet).

If you have any queries about how to complete the diary please contact a member of the NDNS team on freephone

**0800 652 4572** between 8.30am and 5.30pm.

**On pages 4-13 of the diary we have filled in two whole days to show you what to do.**

Day		EXAMPLE	Day: Thursday	Date: March 31 <sup>st</sup>
Time	Where? With whom? TV on? Table?	what	Brand Name	Amount eaten
<b>How to describe what you had and how much you had can be found on pages 20-25</b>				
<i>6am to 9am</i>				
7.30am	Kitchen Family No TV At table	Orange juice, unsweetened, UHT Tea Milk, fresh semi skimmed Sugar white Weetabix Milk as above Sugar as above Toast wholemeal, large loaf Butter unsalted Strawberry Jam	Tesco Tesco Tesco Silverspoon  Hovis Anchor Co-op	Large glass Mug A little 2 level teaspoons 2 Drowned 2 heaped teaspoons 2 thin slices thick spread on both 1 teaspoon on one slice
<i>9am to 12 noon</i>				
11am	School playground With friends	Coca cola diet Potato crisps, Salt and Vinegar	Coca Cola Walkers	330ml can 25g packet from a multipack
12noon	School corridor Alone	Water from water cooler Mars Bar		small plastic cup 1 kingsize
<i>12 noon to 2pm</i>				
12.45pm	School canteen With friends At table	Sandwich, from home White bread, large loaf Spread Ham unsmoked Cheddar cheese Branston Pickle Apple with skin from home Ribena Light, Ready to Drink, Blackcurrant, from canteen Kitkat from home	Kingsmill Flora Light Tesco	2 med slices thin spread on both slices 1 slice 2 medium slices 1 teaspoon 1 (left core) 220ml carton 2 fingers
1.50pm	School corridor Alone	Chewing gum	Orbit Sugar Free	1 piece

Day		EXAMPLE	Day: Thursday	Date: March 31 <sup>st</sup>
Time	where? with whom? TV on? Table?	what	Brand Name	Amount eaten
<i>2pm to 5pm</i>				
3.45pm	Bus Alone	Wine gums	Maynards	140g packet
4.30pm	Home, sitting room, With family TV on Not at table	Tea (as above) Chocolate Hob Nobs	Mcvitites	mug 3
<i>5pm to 8pm</i>				
6.30pm	Friend's kitchen With friends No TV At table	Chicken in tomato sauce made by friend's mum Tomato fresh Sweetcorn tinned Peach yoghurt low fat Lemon squash No Added Sugar	See recipe  Mullerlight Sainsbury's	3 tablespoons 3 slices 1 dessertspoon 200g pot medium glass
<i>8pm to 10pm</i>				
8pm	Home, sitting room Alone TV on, Not at table	Satsuma Cream Crackers (no spread)	Jacob's	1 4
9.30pm	Kitchen Alone No TV, At table	Thick cut, frozen chips fried in vegetable oil Brown sauce	McCains HP	small portion 1 dessertspoon
<i>10pm to 6am</i>				
10.30pm	Bedroom Alone TV on Not at table	Hot chocolate drink made with water	Cadbury's	Mug (made with 4 tsp powder)
2am	Bedroom (in bed) Alone No TV	Water tap		$\frac{1}{2}$ small glass



- Was the amount of **food** that you had today about what you usually have, less than usual, or more than usual?

Usual

**Less** than usual  **More** than usual

If your intake was not usual, please explain why: Ate dinner at a friend's house

- Was the amount you had to **drink** today, including water, tea, coffee and soft drinks [and alcohol], about what you usually have, less than usual, or more than usual?

Usual

**Less** than usual  **More** than usual

If your intake was not usual, please explain why: \_\_\_\_\_

- Did you **finish all the food and drink** that you recorded in the diary today?

Yes

No

If no, please **go back to the diary and make a note of any leftovers**

- There are some foods that people often forget
  - Coffee, tea, soft drinks, water
  - Milk
  - Sauce, dressing
  - Biscuits, cakes, sweets, chocolate, other confectionary
  - Crisps/nuts/other snacks

If you have forgotten to record any food or drink today, please go back and **add them to the diary**.

- Did you take any **vitamins, minerals or other food supplements** today?

Yes  No

If yes, please describe the supplements you took below

Brand	Name (in full) including strength	Number of pills, capsules, teaspoons
Bassetts	Soft and chewy vitamins A (800µg), C (60mg), D (5µg) and E (10mg)	1 pastille
Haliborange	DHA Omega-3 blackcurrant chewy caps (each capsule contains 200mg fish oil providing 130mg omega-3)	2 capsules

Please record on the next pages details of any recipes or (if not already described) ingredients of made up dishes or take-away dishes.

**Write in recipes or ingredients of made up dishes or take-away dishes**

*NAME OF DISH: Chicken in tomato Sauce*

*Serves: 4 people*

<i>Ingredients</i>	<i>Amount</i>	<i>Ingredients</i>	<i>Amount</i>
<i>Pieces of chicken</i>	<i>3 pieces</i>	<i>Olive oil</i>	<i>2 tbsp</i>
<i>Sauce made with:</i>			
<i>Tinned tomatoes</i>	<i>1 tin</i>		
<i>Green pepper</i>	<i>1 medium</i>		
<i>Onion</i>	<i>1 small</i>		

***Brief description of cooking method***

Chicken pieces fried in olive oil, then mixed in with tomato and vegetable sauce.

Day		EXAMPLE	Day: Friday	Date: April 1st
Time	Where? With whom? TV on? Table?	what	Brand Name	Amount eaten
<i>How to describe what you had and how much you had can be found on pages 20-25</i>				
<i>6am to 9am</i>				
7.45am	Dining Room Family No TV At table	Special K Bliss Strawberry and Chocolate Whole milk  Banana Smoothie, made with semi-skimmed milk	Kelloggs Tesco's  Homemade see recipe	6 dessertspoons Drowned  1 medium glass (whole recipe)
<i>9am to 12 noon</i>				
11.30 am	School playground School friends	Orange Juice, UHT, unsweetened Mars Bar	Libby's Mars	200ml carton 2 fun size
<i>12 noon to 2pm</i>				
1pm	School canteen School Friends At table	Roast Chicken Roast Potatoes Boiled Carrots Boiled Peas Gravy  Plain sponge pudding with jam Warm chocolate custard	Don't know	3 slices 2 potatoes 1 tablespoon 1 tablespoon 2 tablespoons  Small portion 2 dessertspoons

Day			EXAMPLE	Day: Friday	Date: April 1st
Time	where? with whom? TV on? Table?	what	Brand Name	Amount eaten	
<i>2pm to 5pm</i>					
3.30pm	Car Family	Bottle of water Grapes, green, seedless	Evian	$\frac{1}{2}$ bottle - 500mls 10 grapes	
4.30pm	Living room Sister TV on Not at table	Ready salted Crisps	Pringles	About 15 crisps	
<i>5pm to 8pm</i>					
7pm	Dining room Family No TV At table	Cheese and tomato pizza, thin base  Green beans, boiled Broccoli, boiled Chocolate Mousse, low fat Orange High Juice Squash - standard	Pizza Express (cook at home)  Cadburys Robinson's	$\frac{1}{2}$ pizza (500g) uncooked  2 tbsp 2 florets 55g pot 250ml (1/3 squash & 2/3 water)	
<i>8pm to 10pm</i>					
9pm	Bedroom Alone TV on Not at table (in bed)	Semi-skimmed milk	Tesco's	Small glass	
<i>10pm to 6am</i>					

- Was the amount of **food** that you had today about what you usually have, less than usual, or more than usual?

Usual

**Less than usual**  **More than usual**

If your intake was not usual, please explain why: Felt unwell

- Was the amount you had to **drink** today, including water, tea, coffee and soft drinks [and alcohol], about what you usually have, less than usual, or more than usual?

Usual

**Less than usual**  **More than usual**

If your intake was not usual, please explain why: Felt unwell

- Did you **finish all the food and drink** that you recorded in the diary today?

Yes

No

If no, please go back to the diary and make a note of any leftovers

- There are some foods that people often forget
  - Coffee, tea, soft drinks, water
  - Milk
  - Sauce, dressing
  - Biscuits, cakes, sweets, chocolate, other confectionary
  - Crisps/nuts/other snacks

If you have forgotten to record any food or drink today, please go back and **add them to the diary.**

- Did you take any **vitamins, minerals or other food supplements** today?

Yes

No

If yes, please describe the supplements you took below

Brand	Name (in full) including strength	Number of pills, capsules, teaspoons

**Please record on the next pages details of any recipes or (if not already described) ingredients of made up dishes or take-away dishes.**

**Write in recipes or ingredients of made up dishes or take-away dishes**

**NAME OF DISH:** *Banana Smoothie*

**Serves:** *1*

<i>Ingredients</i>	<i>Amount</i>	<i>Ingredients</i>	<i>Amount</i>
<i>Banana</i>	<i>1 small</i>		
<i>Tesco semi-skimmed milk</i>	<i>150ml</i>		
<i>Gales honey - from Tesco</i>	<i>1 tsp</i>		
<i>Tesco natural unsweetened yogurt</i>	<i>1 tbsp</i>		

**Brief description of cooking method**

*Mix all together with blender*



# PRACTICE PAGES

Use this space to practise recording in the diary  
with your interviewer

Please do not use these pages for the recording  
period

PRACTICE PAGE			Day:	Date:
Time	where? with whom? TV on? Table?	what	Brand Name	Amount eaten
<i>How to describe what you had and how much you had can be found on pages 20-25</i>				
<i>6am to 9am</i>				
		Practice Page		
<i>9am to 12 noon</i>				
		Practice Page		
<i>12 noon to 2pm</i>				
		Practice Page		

PRACTICE PAGE			Day:	Date:
Time	where? with whom? TV on? Table?	what	Brand Name	Amount eaten
<i>2pm to 5pm</i>				
		Practice Page		
<i>5pm to 8pm</i>				
		Practice Page		
<i>8pm to 10pm</i>				
		Practice Page		
<i>10pm to 6am</i>				
		Practice Page		

- Was the amount of **food** that you had today about what you usually have, less than usual, or more than usual?

Usual

**Less** than usual  **More** than usual

If your intake was not usual, please explain why: \_\_\_\_\_

- Was the amount you had to **drink** today, including water, tea, coffee and soft drinks [and alcohol], about what you usually have, less than usual, or more than usual?

Usual

**Less** than usual  **More** than usual

If your intake was not usual, please explain why: \_\_\_\_\_

- Did you **finish all the food and drink** that you recorded in the diary today?

Yes

No

If no, please **go back to the diary and make a note of any leftovers**

- There are some foods that people often forget
  - Coffee, tea, soft drinks, water
  - Milk
  - Sauce, dressing
  - Biscuits, cakes, sweets, chocolate, other confectionary
  - Crisps/nuts/other snacks

If you have forgotten to record any food or drink today, please go back and **add them to the diary.**

- Did you take any **vitamins, minerals or other food supplements** today?

Yes       No

If yes, please describe the supplements you took below

Brand	Name (in full) including strength	Number of pills, capsules, teaspoons

**Please record on the next pages details of any recipes or (if not already described) ingredients of made up dishes or take-away dishes.**

Write in recipes or ingredients of made up dishes or take-away dishes

*NAME OF DISH:*

*Serves:*

*Ingredients*

*Amount*

*Ingredients*

*Amount*

Practice Page

*Brief description of cooking method*

Spoon size does matter!!!! When describing amounts check the spoons you use with the life size pictures on page 27 of this diary

<i>Food/Drink</i>	<i>Description &amp; Preparation</i>	<i>Amount</i>
Bacon	Back, middle, streaky; smoked or unsmoked; fat eaten; dry-fried or fried in oil/fat (type used) or grilled rashers	Number of rashers
Baked beans	Standard, reduced salt or reduced sugar	Spoons, tin size e.g. 244g
Beefburger (hamburger)	Home-made (ingredients), from a packet or take-away; fried (type of oil/fat), microwaved or grilled; economy; with or without bread roll, with or without salad e.g. lettuce, tomato	Large or small, ounces or in grams if info on package
Biscuits	What sort e.g. cheese, wafer, crispbread, sweet, chocolate (fully or half coated), shortbread, home-made	Number, size (standard or mini variety)
Bread (see also sandwiches)	Wholemeal, granary, white or brown; currant, fruit, malt; large or small loaf; sliced or unsliced loaf	Number of slices; thick, medium or thin slices
Bread rolls	Wholemeal, white or brown; alone or with filling; crusty or soft	Size, number of rolls
Breakfast cereal (see also porridge)	What sort e.g. Kellogg's cornflakes; any added fruit and/or nuts; Muesli - with added fruit, no added sugar/salt variety	Spoons
Buns and pastries	What sort e.g. iced, currant or plain, jam, custard, fruit, cream; type of pastry; homemade or bought	Size, number
Butter, margarine & fat spreads	Give full product name	Thick, average, thin spread on bread/crackers; spoons
Cake	What sort: fruit (rich), sponge, fresh cream, iced, chocolate coated; type of filling e.g. buttercream, jam	Individual or size of slice, packet weight
Cereal bars	What sort; with fruit/nuts, coated with chocolate/yoghurt; fortified with vitamins/minerals	Weight/size of bar; from multipack

Spoon size does matter!!!! When describing amounts check the spoons you use with the life size pictures on page 27 of this diary

<i>Food/Drink</i>	<i>Description &amp; Preparation</i>	<i>Amount</i>
Cheese	Name and type e.g. cheddar, cream, cottage, soft; low fat	Slices, spoons
Chips	Fresh, frozen, oven, microwave, take-away (where from); thick/straight/crinkle/fine cut; type of oil/fat used for cooking	Spoons, portion size, number of chips
Chocolate(s)	What sort e.g. plain, milk, white, fancy, diabetic; type of filling; give brand name	Number, weight/size of bar
Coffee	With milk (see section on milk); half milk/half water; all milk; ground/filter, instant; decaffeinated. If café/takeaway, was it cappuccino, latte etc	Cups or mugs, size of takeaway e.g. small, medium
Cook-in sauces	What sort; pasta, Indian, Chinese, Mexican; tomato, white or cheese based; does meat or veg come in sauce; jar or can	Spoons, size of can or jar
Cream	Single, whipped, double or clotted; dairy or non-dairy; low-fat; fresh, UHT/Longlife; imitation cream e.g. Elmlea	Spoons
Crisps	What sort e.g. potato, corn, wheat, maize, vegetable etc; flavour; low-fat or low-salt; premium variety e.g. Kettle chips; baked variety	Packet weight, standard or from multipack
Custard	Pouring custard or egg custard; made with powder and milk/sugar, instant, ready to serve (tinned or carton); low fat, sugar free	Spoons
Egg	Boiled, poached, fried, scrambled, omelette (with or without filling); type of oil/fat, milk added	Number of eggs, large, medium or small
Fish (including canned)	What sort e.g. cod, tuna, haddock; fried (type of oil/fat), grilled, poached (water or milk) or steamed; with batter or breadcrumbs; canned in oil, brine or tomato sauce	Size of can (e.g. 80g or spoons for canned fish) or size of fillet
Fish cakes/fish fingers	Type of fish; fried, grilled, baked or microwaved; economy; battered or coated in breadcrumbs	Size, number
Fruit - fresh	What sort; with or without skin	Small, medium or large



Spoon size does matter!!!! When describing amounts check the spoons you use with the life size pictures on page 27 of this diary

<b>Food/Drink</b>	<b>Description &amp; Preparation</b>	<b>Amount</b>
Fruit - stewed/canned	What sort; sweetened or unsweetened; in fruit juice or syrup; juice or syrup eaten	Spoons
Fruit - juice (pure)	What sort e.g. apple, orange; sweetened or unsweetened; pasteurised or UHT/Longlife; freshly squeezed	Glass (size or volume) or carton size
Hot chocolate, cocoa malted drinks etc	Type; standard/low calorie/lite; instant; all water / half milk half water / all milk (see section on milk); any sugar added	Cup or mug plus how much powder e.g. teaspoons, weight on packet
Ice cream	Flavour; dairy or non-dairy alternatives e.g. soya; luxury/premium	Spoons/ scoops
Jam, honey	What sort; low-sugar/diabetic; shop bought or homemade	Spoons, heaped or level, or thin or thick spread
Marmalade	What sort; low-sugar; thick cut; shop bought or homemade	Spoons, heaped or level, or thin or thick spread
Meat (see also bacon, burgers & sausages)	What sort; cut of meat e.g. chop, breast, minced; lean or fatty; fat removed or eaten; skin removed or eaten; how cooked; with or without gravy	Large/small/medium, spoons, slices
Milk	What sort; whole, semi-skimmed, skimmed or 1% fat; fresh, sterilized, UHT, dried; soya milk (sweetened/unsweetened), goats' milk, rice milk, oat milk; flavoured; fortified with added vitamins and/or minerals	Pints, glass (size or volume) or cup. On cereal: <i>damp/average/drowned</i> . In tea/coffee: <i>a little/some/a lot</i>
Milkshake	Fresh or long life/UHT; dairy or non-dairy alternative e.g. soya; if powder, made up with whole, semi-skimmed, skimmed milk; flavour; fortified with vitamins and/or minerals	Glass (size or volume) cups or volume on bottle/carton
Nuts	What sort; dry roasted, ordinary salted, honey roasted; unsalted	Packet weight, handful
Pie (sweet or savoury)	What sort/filling; one pastry crust or two; type of pastry	Individual or slice

Spoon size does matter!!!! When describing amounts check the spoons you use with the life size pictures on page 27 of this diary

<i>Food/Drink</i>	<i>Description &amp; Preparation</i>	<i>Amount</i>
Pizza	Thin base/deep pan or French bread; topping e.g. meat, fish, veg; stuffed crust	Individual, slice, fraction of large pizza e.g. $\frac{1}{4}$
Porridge	Made with oats or cornmeal or instant oat cereal; made with milk and/or water; added sugar, honey, syrup or salt; with milk or cream	Spoons or bowl size (small, medium, large)
Potatoes (see also chips)	Old or new; baked, boiled, roast (type of oil/fat); skin eaten; mashed/creamed (with butter, milk etc); fried/chips (type of oil/fat); instant; any additions e.g. butter	Spoons for mash, number of half or whole potatoes
Pudding	What sort; e.g. steamed sponge; with fruit; mousse; instant desserts; milk puddings	Spoons, slices
Rice	What sort; e.g. basmati, easy cook, long or short grain; white or brown; boiled or fried (type of oil/fat)	Spoons
Salad	Ingredients; if with dressing what sort (oil and vinegar, mayonnaise)	Amount of each component; slices, leaves; spoons
Sandwiches and rolls	Type of bread/roll (see Bread & Rolls); butter or margarine; type of filling; including salad, mayonnaise, pickle etc. If shop-bought, where from?	Number of rolls or slices of bread; amount of butter/margarine (on both slices?); amount of filling
Sauce - hot (see also cook-in sauces)	What sort; savoury or sweet; thick or thin; give brand or recipe; for gravy - made with granules, stock cube, dripping or meat juices	Spoons
Sauce - cold (including mayonnaise)	Tomato ketchup, brown sauce, soy sauce, salad cream, mayonnaise; low fat	Spoons
Sausages	What sort; e.g. beef, pork; fried (type of oil/fat) or grilled; low fat; economy	Large or small, number
Sausage rolls	Type of pastry	Number, size e.g. jumbo, standard, mini

Spoon size does matter!!!! When describing amounts check the spoons you use with the life size pictures on page 27 of this diary

<i>Food/Drink</i>	<i>Description &amp; Preparation</i>	<i>Amount</i>
Scone	Fruit, sweet, plain, cheese; type of flour	Number, size
Savoury snacks - in packet	What sort: e.g. Cheddars, cheese straws, Twiglets, Pretzels	Size (standard or mini variety), packet weight
Smoothies	If homemade give recipe. If shop-bought, what does it contain e.g. fruit, milk/yoghurt, fruit juice	Glass or bottle (size or volume)
Soft drinks - concentrated/squash /cordial	Flavour; no added sugar/low calorie/sugar free; "high" juice; fortified with added vitamins and/or minerals	Glass (size or volume)
Soft drinks - carbonated/fizzy	Flavour; diet/low-calorie; canned or bottled; cola - caffeine free	Glass, can or bottle (size or volume, e.g. 330ml)
Soft drinks - ready to drink	Flavour; no added sugar/low calorie/sugar free; does it contain real fruit juice, if so, how much?; fortified with added vitamins and/or minerals	Glass, carton or bottle (size or volume, e.g. 200ml)
Soup	What sort; cream or clear; fresh/chilled, canned, instant or vending machine. If home-made, give recipe	Spoons, bowl or mug
Spaghetti, other pasta	What sort; fresh or dried; white, wholemeal; boiled, canned in sauce; type of filling if ravioli, cannelloni etc	Spoons (or how much dry pasta)
Sugar	Added to cereals, tea, coffee, fruit, etc; what sort; e.g. white, brown, demerara	Heaped or level teaspoons
Sweets	What sort: e.g. toffees, boiled sweets, diabetic, sugar-free	Number, packet weight
Tea	with/without milk (see section on milk); decaffeinated, herb	Mugs or cups

Spoon size does matter!!!! When describing amounts check the spoons you use with the life size pictures on page 27 of this diary


<i>Food/Drink</i>	<i>Description &amp; Preparation</i>	<i>Amount</i>
Vegetables (not including potatoes)	What sort; how cooked or raw; additions e.g. butter, other fat or sauce	Spoons, number of florets or sprouts, weight from tins or packet
Yoghurt (inc drinking yoghurt), fromage frais	What sort: e.g. natural/plain or flavoured; creamy, Greek, low-fat, very low fat/diet, soya; with fruit pieces or fruit flavoured; twinpot; fortified with added vitamins and/or minerals; longlife/UHT; probiotic	Pot size (e.g. 150g) or tablespoons
Home-made dishes	Please say what the dish is called (record recipe or details of dish if you can in the section provided)	Spoons or proportion of the recipe e.g. $\frac{1}{2}$ the recipe
Ready-made meals	Please give brand name and full description of product; did it contain any accompaniments e.g. rice, vegetables, sauces; chilled or frozen; microwaved, oven cooked, boil-in-the-bag; low fat, healthy eating range. Enclose label and ingredients list if possible in your plastic bag	Packet weight, portion size
Take-away food or food eaten out	Please say what the dish is called and give main ingredients if you can. Give name of a chain restaurant e.g. McDonalds	Spoons, portion size e.g. small/medium/large

**If you are able to, please use a measuring jug to measure your usual drinking vessels e.g. mug, cup, beaker, bottle etc. and provide the volumes below**

Typical quantities of drinks in various containers measured in millilitres (ml)

	Small Glass	Average Glass	Large Glass	Vending Cup	Cup	Mug
Soft Drinks	150	200	300			
Hot Drinks				170	190	260

Here is a life size glass showing what typical quantities look like. You can use this picture as a guide for estimating how much volume of drink the glass holds you are drinking from.



[INSERT SPOONS PDF HERE]



<b>Day 1</b>	Day:	Date:
--------------	------	-------

Time	where? with whom? TV on? Table?	what	Brand Name	Amount eaten
------	--	------	------------	--------------

*How to describe what you had and how much you had can be found on pages 20-25*

<i>6am to 9am</i>				

<i>9am to 12 noon</i>				

<i>12 noon to 2pm</i>				



Day 1			Day:	Date:
Time	where? with whom? TV on? Table?	what	Brand Name	Amount eaten
<i>2pm to 5pm</i>				
<i>5pm to 8pm</i>				
<i>8pm to 10pm</i>				
<i>10pm to 6am</i>				

- Was the amount of **food** that you had today about what you usually have, less than usual, or more than usual?

Usual

<b>Less</b> than usual <input type="checkbox"/>	<b>More</b> than usual <input type="checkbox"/>
If your intake was not usual, please explain why: _____	

- Was the amount you had to **drink** today, including water, tea, coffee and soft drinks [and alcohol], about what you usually have, less than usual, or more than usual?

Usual

<b>Less</b> than usual <input type="checkbox"/>	<b>More</b> than usual <input type="checkbox"/>
If your intake was not usual, please explain why: _____	

- Did you **finish all the food and drink** that you recorded in the diary today?

Yes

No <input type="checkbox"/>
If no, please <b>go back to the diary and make a note of any leftovers</b>

- There are some foods that people often forget

- Coffee, tea, soft drinks, water
- Milk
- Sauce, dressing
- Biscuits, cakes, sweets, chocolate, other confectionary
- Crisps/nuts/other snacks

If you have forgotten to record any food or drink today, please go back and **add them to the diary.**

- Did you take any **vitamins, minerals or other food supplements** today?

Yes       No

If *yes*, please describe the supplements you took below

Brand	Name (in full) including strength	Number of pills, capsules, teaspoons

Please record on the next pages details of any recipes or (if not already described) ingredients of made up dishes or take-away dishes.

Write in recipes or ingredients of made up dishes or take-away dishes

*NAME OF DISH:*

*Serves:*

<i>Ingredients</i>	<i>Amount</i>	<i>Ingredients</i>	<i>Amount</i>

*Brief description of cooking method*

Day 2			Day:	Date:
Time	where? with whom? TV on? Table?	what	Brand Name	Amount eaten
<i>How to describe what you had and how much you had can be found on pages 20-25</i>				
<i>6am to 9am</i>				
<i>9am to 12 noon</i>				
<i>12 noon to 2pm</i>				

<b>Day 2</b>			<b>Day:</b>	<b>Date:</b>
--------------	--	--	-------------	--------------

Time	Where? with whom? TV on? Table?	what	Brand Name	Amount eaten
------	--	------	------------	--------------

*2pm to 5pm*

--	--	--	--	--

*5pm to 8pm*

--	--	--	--	--

*8pm to 10pm*

--	--	--	--	--

*10pm to 6am*

--	--	--	--	--

- Was the amount of **food** that you had today about what you usually have, less than usual, or more than usual?

Usual

**Less than usual**  **More than usual**

If your intake was not usual, please explain why: \_\_\_\_\_

- Was the amount you had to **drink** today, including water, tea, coffee and soft drinks [and alcohol], about what you usually have, less than usual, or more than usual?

Usual

**Less than usual**  **More than usual**

If your intake was not usual, please explain why: \_\_\_\_\_

- Did you **finish all the food and drink** that you recorded in the diary today?

Yes

No

If no, please **go back to the diary and make a note of any leftovers**

- There are some foods that people often forget

- Coffee, tea, soft drinks, water
- Milk
- Sauce, dressing
- Biscuits, cakes, sweets, chocolate, other confectionary
- Crisps/nuts/other snacks

If you have forgotten to record any food or drink today, please go back and **add them to the diary.**

- Did you take any **vitamins, minerals or other food supplements** today?

Yes       No

If yes, please describe the supplements you took below

Brand	Name (in full) including strength	Number of pills, capsules, teaspoons

Please record on the next pages details of any recipes or (if not already described) ingredients of made up dishes or take-away dishes.



Write in recipes or ingredients of made up dishes or take-away dishes

*NAME OF DISH:*

*Serves:*

<i>Ingredients</i>	<i>Amount</i>	<i>Ingredients</i>	<i>Amount</i>

*Brief description of cooking method*

<b>Day 3</b>	Day:	Date:
--------------	------	-------

Time	where? with whom? TV on? Table?	what	Brand Name	Amount eaten
------	--	------	------------	--------------

*How to describe what you had and how much you had can be found on pages 20-25*

<i>6am to 9am</i>				

<i>9am to 12 noon</i>				

<i>12 noon to 2pm</i>				

<b>Day 3</b>	Day:	Date:
--------------	------	-------

Time	where? With whom? TV on? Table?	what	Brand Name	Amount eaten
------	--	------	------------	--------------

*2pm to 5pm*

--	--	--	--	--

*5pm to 8pm*

--	--	--	--	--

*8pm to 10pm*

--	--	--	--	--

*10pm to 6am*

--	--	--	--	--

- Was the amount of **food** that you had today about what you usually have, less than usual, or more than usual?

Usual

**Less than usual**  **More than usual**

If your intake was not usual, please explain why: \_\_\_\_\_

- Was the amount you had to **drink** today, including water, tea, coffee and soft drinks [and alcohol], about what you usually have, less than usual, or more than usual?

Usual

**Less than usual**  **More than usual**

If your intake was not usual, please explain why: \_\_\_\_\_

- Did you **finish all the food and drink** that you recorded in the diary today?

Yes

No

If no, please **go back to the diary and make a note of any leftovers**

- There are some foods that people often forget
  - Coffee, tea, soft drinks, water
  - Milk
  - Sauce, dressing
  - Biscuits, cakes, sweets, chocolate, other confectionary
  - Crisps/nuts/other snacks

If you have forgotten to record any food or drink today, please go back and **add them to the diary**.

- Did you take any **vitamins, minerals or other food supplements** today?

Yes       No

If yes, please describe the supplements you took below

Brand	Name (in full) including strength	Number of pills, capsules, teaspoons

Please record on the next pages details of any recipes or (if not already described) ingredients of made up dishes or take-away dishes.

Write in recipes or ingredients of made up dishes or take-away dishes

*NAME OF DISH:*

*Serves:*

*Ingredients*

*Amount*

*Ingredients*

*Amount*


*Brief description of cooking method*

Remember to complete the general questions on pages 49-54!

Day 4			Day:	Date:
Time	where? With whom? TV on? Table?	what	Brand Name	Amount eaten
<i>How to describe what you had and how much you had can be found on pages 20-25</i>				
<i>6am to 9am</i>				
<i>9am to 12 noon</i>				
<i>12 noon to 2pm</i>				

Day 4			Day:	Date:
Time	where? with whom? TV on? Table?	what	Brand Name	Amount eaten
<i>2pm to 5pm</i>				
<i>5pm to 8pm</i>				
<i>8pm to 10pm</i>				
<i>10pm to 6am</i>				



Was the amount of **food** that you had today about what you usually have, less than usual, or more than usual?

Usual

**Less** than usual

**More** than usual

If your intake was not usual, please explain why: \_\_\_\_\_

- Was the amount you had to **drink** today, including water, tea, coffee and soft drinks [and alcohol], about what you usually have, less than usual, or more than usual?

Usual

**Less** than usual

**More** than usual

If your intake was not usual, please explain why: \_\_\_\_\_

- Did you **finish all the food and drink** that you recorded in the diary today?

Yes

No

If no, please **go back to the diary and make a note of any leftovers**

- There are some foods that people often forget

- Coffee, tea, soft drinks, water
- Milk
- Sauce, dressing
- Biscuits, cakes, sweets, chocolate, other confectionary
- Crisps/nuts/other snacks

If you have forgotten to record any food or drink today, please go back and **add them to the diary.**

- Did you take any **vitamins, minerals or other food supplements** today?

Yes       No

If yes, please describe the supplements you took below

Brand	Name (in full) including strength	Number of pills, capsules, teaspoons

Please record on the next pages details of any recipes or (if not already described) ingredients of made up dishes or take-away dishes.

Write in recipes or ingredients of made up dishes or take-away dishes

*NAME OF DISH:*

*Serves:*

<i>Ingredients</i>	<i>Amount</i>	<i>Ingredients</i>	<i>Amount</i>

*Brief description of cooking method*

## General Questions about your food/ drink during the recording period.

### Special diet

1. Did you follow a special diet during the recording period? (please tick)

<input type="checkbox"/>	To lose weight	<input type="checkbox"/>	Other e.g. vegetarian (please give more details below)
<input type="checkbox"/>	To gain weight	<input type="checkbox"/>	No special diet
<input type="checkbox"/>	For medical reasons e.g. diabetes (please give more details below)	<input type="checkbox"/>	

Further details: \_\_\_\_\_

### Milk

2. Which type of milk did you use most often during the recording period?

Whole, fresh, pasteurised     Semi-skimmed fresh, pasteurised     Skimmed (fat free) fresh, pasteurised     1% fat milk, fresh pasteurised

Dried      Soya

Other      Did not use

### Water

3. Which type of water did you drink most often during the recording period?

Tap     Filtered     Bottled      Did not drink

**Tea and coffee**

4. How much milk did you usually have in coffee/ tea?

Coffee    A lot     Some     A little     None/did not drink

Tea        A lot     Some     A little     None/did not drink

5. Did you usually sweeten your coffee/ tea with sugar?

Coffee            Yes             How many teaspoons in a mug/cup?             No/did not drink

Tea                Yes                 How many teaspoons in a mug/cup?                 No/did not drink

6. Did you usually sweeten your coffee/ tea with artificial sweetener?

Coffee            Yes             How many tablets or teaspoons in a mug/cup?             No/did not drink

Tea                Yes                 How many tablets or teaspoons in a mug/cup?                 No/did not drink

7. Did you drink decaffeinated coffee/ tea during the recording period?

Coffee            Always             Sometimes             Never

Tea                Always                 Sometimes                 Never

**Breakfast cereals**

8. How much milk did you usually have on breakfast cereal?

Drowned  Average  Damp  None/did not eat

9. How did you usually make your porridge?

With all water  With all milk  With milk and water  Did not eat

10. Did you usually sweeten or salt your porridge?

With sugar  With honey  With salt  Neither/did not eat

11. How did you usually make your instant oat cereal? e.g. Ready Brek

With all water  With all milk  With milk and water  Did not eat

12. Did you usually sweeten or salt your instant oat cereal?

With sugar  With honey  With salt  Neither/did not eat

**Fats for spreading and cooking**

13. Which butter, margarine or fat spread did you use most often during the recording period? Please record the full product name and fat content e.g. *Flora Omega 3 plus, low fat spread, 38% fat, polyunsaturated*

Name:

None

14. How thickly did you spread butter, margarine on bread, crackers etc?

Thick  Medium  Thin  None

15. Which cooking fat/oil did your household use most often over the recording period? Please record the full product name.  
*e.g. Sainsbury's sunflower oil*

Name:

None

### Bread

16. Which type of bread did you eat most often during the recording period?

White  Granary  Wholemeal  Brown

50/50 bread e.g.  
Hovis Best of Both

Other

Type

Did not eat

17. Was it a large loaf or a small loaf?

Large  Small

18. If the bread was shop bought, how was it sliced?

Thick  Medium  Thin  Unsliced  N/A

### Meat

19. If you ate red meat during the recording period, did you eat the visible fat?

Always  Sometimes  Never  Did not eat meat

20. If you ate poultry (e.g. chicken, turkey) during the recording period, did you eat the skin?

Always  Sometimes  Never  Did not eat poultry

### **Fruit and vegetables**

21. If you ate apples during the recording period, did you eat the skin?

Always  Sometimes  Never  Did not eat

22. If you ate pears during the recording period, did you eat the skin?

Always  Sometimes  Never  Did not eat

23. If you ate new potatoes during the recording period, did you eat the skin?

Always  Sometimes  Never  Did not eat

24. If you ate baked/jacket potatoes during the recording period, did you eat the skin?

Always  Sometimes  Never  Did not eat

### **Salt**

25. Do you add salt to your food at the table?

Always  Sometimes  Never



26. Do you add salt substitute to your food at the table? *e.g. LoSalt*

Always  Sometimes  Never

**Cordial/squash/diluting juice**

27. Which type of squash/cordial did you drink most often during the recording period?

Standard  No added sugar /diet/low calorie  Did not drink

28. Which squash did you use most often during the recording period? Please record the full product name  
*e.g. Robinsons Peach Fruit & Barley no added sugar*

*Name:*

29. How much do you usually dilute your squash (e.g. half squash/half water, or 1 part squash with 4 parts water)?

*Please tell us:* \_\_\_\_\_

**Other soft drinks**

30. For other soft drinks such as ready-to-drink juices and carbonated drinks, which type did you have most often during the recording period?

Standard  No added sugar /diet/low calorie  Did not drink



NATIONAL DIET AND NUTRITION SURVEY

*Food and Drink Diary*

*Children aged 1.5 to 3 years*

DIARY START DATE: \_\_\_\_\_

--	--	--	--	--	--	--

SERIAL NUMBER (7 digits)

--

CKL

--

RESPONDENT No

First name:

--

Sex: Male / Female

Date of birth:

--	--	--	--	--	--

INTERVIEWER NUMBER:

--	--	--	--	--	--

INTERVIEWER NAME:

--



# NATIONAL DIET AND NUTRITION SURVEY

## *Food and Drink Diary*

### *Children aged 1.5 to 3 years*

	Pages
Instructions.....	2-3
Diary examples.....	4-15
Practice pages.....	16-22
Examples and advice on food descriptions.....	23-28
Pictures for spoon size.....	29-30
Drink volumes.....	31
“The 4-day diary” .....	32-63
General questions about the eating frequency outside the home.....	64
General questions about your toddler’s food over the recording period...	65-71

If you have any queries about how to complete the diary please contact a member of the NDNS team on freephone **0800 652 4572** between 8.30am-5.30pm.

## PLEASE READ THROUGH THESE PAGES BEFORE STARTING THE FOOD DIARY

We would like you to record in this diary **everything your toddler eats and drinks**, at meal times and in between, day and night for **4 days**. Please include all food consumed **at home and outside the home**.

### Time spent in the care of other

If your toddler spends time in the care of others during the recording period then we would very much appreciate if those carers (e.g. crèche staff, childminder, friend) would provide details of the food and drink consumed. For this purpose you have been given a pack to pass on to carers explaining about the study and asking for their support in gathering the required information.

**Please provide the following information for each day of recording:**

### Day and Date

Please write down the day and date at the top each time you start a new day of recording.

### Time Slots

Please note the time of each eating occasion into the space provided. For easy use each day is divided into sections, from first thing in the morning to late evening and through the night.

### Where and with whom?

Please tell us what room or **part of the house** your toddler was in when eating, e.g. kitchen, living room. If s/he ate outside the home please write that location down. We would also like to know **who your toddler ate with**, e.g. whether s/he ate alone or with others. If they ate with others please describe their relationship to the child e.g. parents, siblings, or friends. We would also like to know **when they ate at a table** and **when they were watching television whilst eating**. For those occasions where they were **not** at a table or watching TV please write 'Not at table' or 'No TV' rather than leaving it blank.

### What does your toddler eat?

Please describe the food your toddler ate in as much detail as possible. Include all meals and all snacks. Be as specific as you can. Pages 23 – 28 will help with the sort of detail we need, like **cooking methods** (fried, grilled, baked etc) and any **additions** (fats, sugar/sweeteners, sauces, pepper etc).

#### □ **Recipes/Homemade dishes**

If your toddler has eaten any **homemade dishes** e.g. chicken casserole, please record the name of the recipe, ingredients with amounts (including water or other fluids) for the whole recipe, the number of people the recipe is for, and the cooking method. Write this down in the recipe section for each food record day. Record how much of the whole recipe your toddler ate in the portion size column (see examples on pages 9 and 15).

#### □ **Take-aways and eating out**

If your toddler has eaten **take-aways** or **made up dishes not prepared at home** such as at a restaurant or a friend's house, please record as much detail about the ingredients as you can e.g. spaghetti with mince, onion and tomato sauce.

### **Brand name**

Please note the **brand name** (if known). Most packed foods will list a brand name, e.g. Bird's eye, Hovis, or Supermarket own brands.

### **Labels/Wrappers**

Labels are an important source of information. It helps us a great deal if you enclose, in the plastic bag provided, labels from all **ready meals**, from **foods of lesser known brands** and also from any **supplements** your toddler takes.

### **Portion sizes**

Examples for how to describe the **quantity** or **portion size** your toddler had of a particular food or drink are shown on pages 23 - 28.

**For foods**, quantity can be described using:

- **household measure** e.g. one level teaspoon (tsp) of sugar, two thick slices of bread, 1 dessertspoon (dsp) of peas, ½ cup of gravy. Be careful when describing amounts in spoons that you are referring to the correct spoon size. Compare the spoons you use with the life size photos on pages 29 - 30 of this diary.
- **weights from labels** - use the weight marked on canned or packet foods, e.g. quarter of a 420g tin of baked beans, one 125g pot of yoghurt
- **number of items**, e.g. 2 fish fingers, 2 pieces of chicken nuggets, 1 regular size jam filled doughnut
- **fruit**, indicate whether the piece of fruit is small, medium or large

**For drinks**, quantity can be described using:

- the **size of glass, cup etc** (e.g. large) or the **volume** (e.g. 300ml). Please provide a measurement of your toddler's usual drinking 'cup' on page 31.
- **volumes from labels** (e.g. 330ml can of fizzy drink).

We would like to know the **amount that your toddler actually ate** which means taking **leftovers** into account. You can do this in two ways:

1. Record what was served and note what was not eaten e.g. 3 dsp of peas, only 2 dsp eaten; 1 weetabix, ate only ½
2. Only record the amount actually eaten i.e. 2 dsp of peas; ½ weetabix

### **Was it a typical day?**

After each day of recording you will be prompted to tell us whether this was a typical day or whether there were any reasons why your toddler consumed more or less than usual. We have provided a list of commonly forgotten food and drink to help jog your memory at the end of each day for anything you may have forgotten to record.

### **Supplements**

At the end of each recording day there is a section for providing information about any supplements your toddler took. Brand name, full name of supplement, strength and the amount taken should be recorded.

### **When to fill in the diary**

**Please record your toddler's eating as you go, not from memory** at the end of the day. Use written notes on a pad if you forget to take the diary with you. Each diary day covers a 24hr period, so please include any food or drinks that your toddler may have had during the night. Remember to include foods and drinks between meals (snacks) including water.

**Overleaf you can see 2 days that have already been filled in. These examples show you how we would like you to record your toddler's food and drink, for example a meal from a jar and a homemade dish.**

**It only takes a few minutes for each eating occasion!**

**Thank you for your time – we really appreciate it!**

Day 1: Thurs		Date: 31 March 2007		
Time	Where? With whom? TV on? Table?	Food/Drink description & preparation	Brand Name	Portion size or quantity <u>eaten</u>
<b>How to describe what you had and how much you had can be found on pages 23-28</b>				
<b>6am to 9am</b>				
8am	Living Room Family TV on Not at table	Follow on Milk	SMA Progress	240ml bottle (as pack instructions)
<b>9am to 12 noon</b>				
10am	Kitchen Mother No TV At table	Weetabix  Full fat milk  white sugar	Weetabix  Sainsbury's  Tate and Lyle	1 biscuit  drowned (about 1 dsp milk leftover) 2 tsp
11.30 am	Living Room Family TV on Not at table	bread  margarine  pure apple juice	Granary from bakers, medium cut  Flora light spread  Sainsbury's	1 slice  medium spread  200ml carton (drank ½ of it)



<b>Time</b>	<b>Where? With whom? TV on? Table?</b>	<b>Food/Drink description &amp; preparation</b>	<b>Brand Name</b>	<b>Portion size or quantity <u>eaten</u></b>
<b>12 noon to 2pm</b>				
1pm	<i>Kitchen Family No TV At table</i>	<i>Chunky Vegetable Risotto  Peeled apple  Strawberry and Raspberry Yoghurt</i>	<i>Heinz Mum's Own  Petit Filous</i>	<i>230g- only ate 2/3 of jar  3 slices  4 heaped tsp</i>
<b>2pm to 5pm</b>				
4pm	<i>Lounge Grandfather No TV Not at table</i>	<i>Very weak black tea (in plastic trainer cup with lid) Semi-skimmed milk  Fairy cake (see recipe)</i>	<i>PG tips  Sainsbury's</i>	<i>¾ cup mixed with  ¼ cup (1/2 leftover)  ¾ of one cake eaten</i>

<b>Time</b>	<b>Where? With whom? TV on? Table?</b>	<b>Food/Drink description &amp; preparation</b>	<b>Brand Name</b>	<b>Portion size or quantity <u>eaten</u></b>
<b>5pm to 8pm</b>				
6.15 pm	Kitchen Family No TV At table	Broccoli, Pear and Peas Puree  Vegetables with Noodles and Chicken (12months)  Water	Ella's Kitchen  HIPPI  Tap	3 tsp  250g jar  about 100ml (small glass)
<b>8pm to 10pm</b>				
10.20 pm	Bedroom Father No TV Not at table	Follow on Milk	SMA Progress	240ml bottle (as usual); 1/2 leftover)
<b>10pm to 6am</b>				

- Was the amount of **food** that your toddler had today about what s/he usually has, less than usual, or more than usual?

Usual

**Less** than usual



**More** than usual



If the intake was not usual, please explain why: Feeling unwell

- Was the amount your toddler had to **drink** today, including water, tea, coffee and soft drinks, about what s/he usually has, less than usual, or more than usual?

Usual

**Less** than usual



**More** than usual



If the intake was not usual, please explain why: Feeling unwell

- Did your toddler **finish all the food and drink** that you recorded in the diary today?

Yes

No



If no, please **go back to the diary and make a note of any leftovers**

- There are some foods that people often forget

- Coffee, tea, soft drinks, water
- Milk
- Sauce, dressing

- Biscuits, cakes, sweets, chocolate, other confectionary
- Crisps/nuts/other snacks

If you have forgotten to record any food or drink today, please go back and **add them to the diary**.

- Did your toddler take any **vitamins, minerals or other food supplements** today?

Yes

No

If yes, **please describe the supplements s/he took below**

Brand	Name (in full) including strength	Number of pills, capsules, teaspoons
Bassets	Soft and chewy multivitamins (label in zip bag)	1 pastille

**Please record over the page details of any recipes or (if not already described) ingredients of made up dishes or take-away dishes.**

**Write in recipes or ingredients of made up dishes or take-away dishes**

**NAME OF DISH:** *Fairy Cakes*

**SERVES:** *makes 20 cakes*

<b>Ingredients</b>	<b>Amount</b>	<b>Ingredients</b>	<b>Amount</b>
<i>Tate &amp; Lyle caster sugar</i>	<i>175g</i>	<i>Silver Spoon icing sugar</i>	<i>140g</i>
<i>Anchor butter, unsalted</i>	<i>175g</i>	<i>Yellow food colouring</i>	<i>3 drops</i>
<i>Market eggs</i>	<i>3</i>	<i>water</i>	<i>2 tablespoons</i>
<i>Homepride self-raising flour</i>	<i>175g</i>		
<i>Baking powder</i>	<i>1 teaspoon</i>		

**Brief description of cooking method**

*Mix together and bake for 15 min.*

*Mix icing sugar with water and add colouring. Approx. 1 teaspoon of icing on each cake*

Day: <i>Friday</i>		Date: <i>28.09.2007</i>		
Time	Where? With whom? TV on? Table?	Food/Drink description & preparation	Brand Name	Portion size or quantity <u>eaten</u>
<b>How to describe what you had and how much you had can be found on pages 23-28</b>				
<b>6am to 9am</b>				
<i>6.30 am</i>	<i>Bedroom Mother No TV Not at table</i>	<i>Biscuit for Babies + Toddlers</i>	<i>Cow and Gate</i>	<i>1</i>
<i>7.00 am</i>	<i>Kitchen Family No TV At table</i>	<i>Rice Krispies Whole milk Frutapura, Plum and Apple Pure apple and blackcurrant juice diluted with tap water</i>	<i>Kelloggs Asda Cow and Gate Heinz</i>	<i>7 dsp damp 1x 100g pot 60ml juice 240ml (drank most of it by lunch – about ¼ leftover)</i>
<b>9am to 12 noon</b>				
<i>9.30 am</i>	<i>Playroom Childminder and 3 other children No TV At table</i>	<i>Banana  Great stuff mini raisins</i>	<i>Asda</i>	<i>Medium size, ½ eaten 14g pack</i>

<b>Time</b>	<b>Where? With whom? TV on? Table?</b>	<b>Food/Drink description &amp; preparation</b>	<b>Brand Name</b>	<b>Portion size or quantity <u>eaten</u></b>
<b>12 noon to 2pm</b>				
12.00 pm	Dining room Childminder and 3 other children No TV At table	Prepared packed lunch: White bread, thick cut Butter unsalted  Cheese triangle Ham, honey roast Cheese curls  green seedless grapes Fromage frais with layer of peach puree  Semi-skimmed milk  Fruit shoot apple, no added sugar	Kingsmill Lurpak  Dairylea Asda Quakers  Yoplait  Sainsburys  Robinsons	2 slices Thinly spread on one slice only Ate 1/2 ½ slice 8 pieces  8 grapes 60g (ate half)  160ml (drank all)  200ml
<b>2pm to 5pm</b>				
3.15 pm	Playroom Childminder and 3 other children No TV At table	Apple, peeled  Milky way  Water	Granny smith   tap	Medium size, ¼ eaten  1 fun size  about 100ml (numerous sips)

Time	Where? With whom? TV on? Table?	Food/Drink description & preparation	Brand Name	Portion size or quantity <u>eaten</u>
<b>5pm to 8pm</b>				
6.00 pm	Dining room Family No TV At table	Homemade sausage casserole (see recipe)  Penne pasta, boiled	Sainsbury's	1 tbsp  2 tbsp (about half a tbsp pasta leftover)
<b>8pm to 10pm</b>				
8.15 pm	Living room Mother TV on Not at table	Whole milk	Asda	250ml bottle (about 25 ml left over)
<b>10pm to 6am</b>				



- Was the amount of **food** that your toddler had today about what s/he usually has, less than usual, or more than usual?

Usual

**Less** than usual



**More** than usual



If the intake was not usual, please explain why: Feeling unwell

- Was the amount your toddler had to **drink** today, including water, tea, coffee and soft drinks, about what s/he usually has, less than usual, or more than usual?

Usual

**Less** than usual



**More** than usual



If the intake was not usual, please explain why: Feeling unwell

- Did your toddler **finish all the food and drink** that you recorded in the diary today?

Yes

No



If no, please **go back to the diary and make a note of any leftovers**

- There are some foods that people often forget

- Coffee, tea, soft drinks, water
- Milk
- Sauce, dressing

- Biscuits, cakes, sweets, chocolate, other confectionary
- Crisps/nuts/other snacks

If you have forgotten to record any food or drink today, please go back and **add them to the diary**.

- Did your toddler take any **vitamins, minerals or other food supplements** today?

Yes

No

If yes, **please describe the supplements s/he took below**

Brand	Name (in full) including strength	Number of pills, capsules, teaspoons
Abidec	Multivitamin syrup with omega 3	5ml (1 teasp)

Please record over the page details of any recipes or (if not already described) ingredients of made up dishes or take-away dishes.

**Write in recipes or ingredients of made up dishes or take-away dishes**

**NAME OF DISH:** *Sausage casserole*

**SERVES:** 4

<b>Ingredients</b>	<b>Amount</b>	<b>Ingredients</b>	<b>Amount</b>
<i>Butchers Choice pork sausages</i>	<i>4 sausages</i>	<i>Mixed herbs</i>	<i>About ½ tsp</i>
<i>Onion</i>	<i>1 medium size</i>	<i>Sainsbury's vegetable oil</i>	<i>1.5 tbsp</i>
<i>Mushrooms, Champignons</i>	<i>1/4 of 500g pack</i>		
<i>Napoli chopped tomatoes</i>	<i>1 x 400g tin</i>		
<i>Sainsbury's mixed salad beans</i>	<i>1 x 125g tin</i>		
<i>Oxo gravy</i>	<i>1 cube in ½ pint of water</i>		
<i>Heinz tomato ketchup</i>	<i>1 tbsp</i>		
<i>Cornflour</i>	<i>2 tsp</i>		

**Brief description of cooking method**

*Brown onions and sausages in vegetable oil. Add mushrooms, tomatoes, beans and gravy and simmer. Thicken with cornflour and add herbs.*

# PRACTICE PAGES

**Use this space to practise recording in the diary  
with your interviewer**

**Please do not use these pages for the recording  
period**

PRACTICE PAGE		Date:		
Time	Where? With Whom? TV on? At table?	Food/Drink description & preparation	Brand Name	Portion size or quantity <u>eaten</u>
<b><i>How to describe what you had and how much you had can be found on pages 23-28</i></b>				
<b><i>6am to 9am</i></b>				
		Practice Page		
<b><i>9am to 12 noon</i></b>				
		Practice Page		

Time	Where? With Whom? TV on? At table?	Food/Drink description & preparation	Brand Name	Portion size or quantity <u>eaten</u>
<i>12 noon to 2pm</i>				
		Practice Page		
<i>2pm to 5pm</i>				
		Practice Page		

Time	Where? With Whom? TV on? At table?	Food/Drink description & preparation	Brand Name	Portion size or quantity <u>eaten</u>
<i>5pm to 8pm</i>				
		Practice Page		
<i>8pm to 10pm</i>				
		Practice Page		
<i>10pm to 6am</i>				
		Practice Page		

- Was the amount of **food** that your toddler had today about what s/he usually has, less than usual, or more than usual?

Usual

**Less** than usual

**More** than usual

If the intake was not usual, please explain why: \_\_\_\_\_

- Was the amount your toddler had to **drink** today, including water, tea, coffee and soft drinks, about what s/he usually has, less than usual, or more than usual?

Usual

**Less** than usual

**More** than usual

If the intake was not usual, please explain why: \_\_\_\_\_

- Did your toddler **finish all the food and drink** that you recorded in the diary today?

Yes

No

If no, please **go back to the diary and make a note of any leftovers**



- There are some foods that people often forget

- Coffee, tea, soft drinks, water
- Milk
- Sauce, dressing

- Biscuits, cakes, sweets, chocolate, other confectionary
- Crisps/nuts/other snacks

If you have forgotten to record any food or drink today, please go back and **add them to the diary**.

- Did your toddler take any **vitamins, minerals or other food supplements** today?

Yes

No

If yes, **please describe the supplements s/he took below**

Brand	Name (in full) including strength	Number of pills, capsules, teaspoons

**Please record on the next pages details of any recipes or (if not already described) ingredients of made up dishes or take-away dishes.**

**Write in recipes or ingredients of made up dishes or take-away dishes**

**NAME OF DISH:**

**Serves:**

**Ingredients**

**Amount**

**Ingredients**

**Amount**

Practice Page

**Brief description of cooking method**

Spoon size does matter!!!! When describing amounts check the spoons you use with the life size pictures on page 29 of this diary

<b>Food/Drink</b>	<b>Description &amp; Preparation</b>	<b>Portion size or quantity</b>
Bacon	Back, middle, streaky; smoked or un-smoked; fat eaten; dry-fried or fried in oil/fat (type used) or grilled rashers	Number of rashers
Baked beans	Standard, reduced salt or reduced sugar	Spoons, weight of tin
Beefburger (hamburger)	Home-made (ingredients), from a packet or take-away; fried (type of oil/fat), microwaved or grilled; economy; with or without bread roll, with or without salad e.g. lettuce, tomato	Large or small, ounces or in grams if info on package
Biscuits	What sort e.g. cheese, wafer, crispbread, sweet, chocolate (fully or half coated), shortbread, home-made	Number, size (standard or mini variety)
Bread (see also sandwiches)	Wholemeal, granary, white or brown; currant, fruit, malt; large or small loaf; sliced or unsliced loaf	Number of slices; thick, medium or thin slices
Bread rolls	Wholemeal, white or brown; alone or with filling; crusty or soft	Size, number of rolls
Breakfast cereal (see also porridge)	What sort e.g. Kellogg's cornflakes; any added fruit and/or nuts; Muesli – with added fruit, no added sugar/salt variety	Spoons or size of bowl
Buns and pastries	What sort e.g. iced, currant or plain, jam, custard, fruit, cream; type of pastry; homemade or bought	Size, number
Butter, margarine & fat spreads	Give full product name	Thick/average/thin spread; spoons
Cake	What sort: fruit (rich), sponge, fresh cream, iced, chocolate coated; type of filling e.g. buttercream, jam	Individual or size of slice, packet weight

Spoon size does matter!!!! When describing amounts check the spoons you use with the life size pictures on page 29 of this

<b>Food/Drink</b>	<b>Description &amp; Preparation</b>	<b>Portion size or quantity</b>
Cereal bars	What sort; with fruit/nuts, coated with chocolate/yoghurt; fortified with vitamins/minerals	Weight/size of bar; from multipack
Cheese	Type e.g. cheddar, cream, cottage, soft; low fat	Number of slices, number of spoons
Chips	Fresh, frozen, oven, microwave, take-away (where from); thick/straight/crinkle/fine cut; type of oil/fat used for cooking	Spoons or number of chips
Chocolate(s)	What sort e.g. plain, milk, white, fancy, diabetic; type of filling	Weight/size of bar
Cook-in sauces	What sort; pasta, Indian, Chinese, Mexican; tomato, white or cheese based; does meat or veg come in sauce; jar or can	Spoons, size of can or jar
Cream	Single, whipped, double or clotted; dairy or non-dairy; low-fat; fresh, UHT/Longlife; imitation cream e.g. Elmlea	Spoons
Crisps	What sort e.g. potato, corn, wheat, maize, vegetable etc; low-fat or low-salt; premium variety e.g. Kettle chips, Walker's Sensations	Packet weight
Custard	Pouring custard or egg custard; made with powder and milk/sugar, instant, ready to serve (tinned or carton); low fat, sugar free	Spoons
Egg	Boiled, poached, fried, scrambled, omelette (with or without filling); type of oil/fat, milk added	Number of eggs, large, medium or small
Fish (including canned)	What sort e.g. cod, tuna; fried (type of oil/fat), grilled, poached (water or milk) or steamed; with batter or breadcrumbs; canned in oil, brine or tomato sauce	Size of can or spoons (for canned fish) or size of fillet

Spoon size does matter!!!! When describing amounts check the spoons you use with the life size pictures on page 29 of this diary

<b>Food/Drink</b>	<b>Description &amp; Preparation</b>	<b>Portion size or quantity</b>
Fish cakes & fish fingers	Type of fish; plain or battered or in breadcrumbs; fried, grilled, baked or microwaved; economy	Size, number, packet weight
Fruit - fresh	What sort; eaten with or without skin	Small, medium or large
Fruit - stewed/canned	What sort; sweetened or unsweetened; in fruit juice or syrup; juice or syrup eaten	Spoons, weight of can
Fruit – juice (pure)	What sort e.g. apple, orange; sweetened or unsweetened; pasteurised or UHT/Longlife; freshly squeezed; added vitamins/minerals, omega 3	Glass (size or volume) or carton size
Ice cream	Flavour; dairy or non-dairy alternatives e.g. soya; luxury/premium	Spoons/ scoops
Jam, honey	What sort; low-sugar/diabetic; shop bought/brand or homemade	Spoons, heaped or level, or thin or thick spread
Marmalade	Type; low-sugar; thick cut; shop bought/brand or homemade	Spoons, heaped or level, or thin or thick spread
Meat (see also bacon, burgers & sausages)	What sort; cut of meat e.g. chop, breast, minced; lean or fatty; fat removed or eaten; skin removed or eaten; how cooked; with or without gravy	Large/small/medium, spoons, slices
Milkshake	Fresh or long life/UHT; dairy or non-dairy alternative e.g. soya; if powder, made up with whole, semi-skimmed, skimmed milk; flavour; fortified with vitamins and/or minerals	Glass (size or volume) cups or volume on bottle/carton

Spoon size does matter!!!! When describing amounts check the spoons you use with the life size pictures on page 29 of this diary

<b>Food/Drink</b>	<b>Description &amp; Preparation</b>	<b>Portion size or quantity</b>
Milk	Type (whole, semi-skimmed, skimmed, 1% fat); fresh, sterilized, UHT, dried; soya milk (sweetened/unsweetened), goats' milk, rice milk; flavoured; fortified with added vitamins and/or minerals; formula milks for toddlers	Pints, glass (size or volume) or cup. On cereal: <i>damp/average/drowned or fluid ounces/ml</i> . In tea/coffee: <i>a little/some/a lot</i> Formula: <i>proportion of formula to water</i>
Nuts	What sort; dry roasted, ordinary salted, honey roasted; unsalted	Packet weight, handful
Pie (sweet or savoury)	What sort/filling; one pastry crust or two; type of pastry	Individual or slice
Pizza	Thin base/deep pan or French bread; topping e.g. meat, fish, veg; stuffed crust	Individual, slice, fraction of large pizza e.g. $\frac{1}{4}$
Porridge	Made with oats or cornmeal or instant oat cereal; made with milk and/or water; added sugar, honey, syrup or salt; with milk or cream	Bowls, spoons
Potatoes (see also chips)	Old or new; baked, boiled, roast (type of oil/fat); skin eaten; mashed (with butter/spread and with or without milk); fried/chips (type of oil/fat); instant; any additions e.g. butter	Mash – spoons, number of half or whole potatoes, small or large potatoes
Pudding	What sort; e.g. steamed sponge; with fruit; mousse; instant desserts; milk puddings	Spoons
Rice	What sort; e.g. basmati, easy cook, long or short grain; white or brown; boiled or fried (type of oil/fat)	Spoons
Salad	Ingredients; if with dressing what sort (oil and vinegar, mayonnaise)	Amount of each component

Spoon size does matter!!!! When describing amounts check the spoons you use with the life size pictures on page 29 of this diary

<b>Food/Drink</b>	<b>Description &amp; Preparation</b>	<b>Portion size or quantity</b>
Sandwiches and rolls	Type of bread/roll (see Bread & Rolls); butter or margarine; type of filling; including salad, mayonnaise, pickle etc. If shop-bought, where from?	Number of rolls or slices of bread; amount of butter/margarine (on both slices?); amount of filling
Sauce – cold (including mayonnaise)	Tomato ketchup, brown sauce, soy sauce, salad cream, mayonnaise; low fat;	Spoons
Sauce – hot (see also cook-in sauces)	What sort; savoury or sweet; thick or thin; for gravy - made with granules, stock cube, dripping or meat juices	Spoons
Sausages	What sort; e.g. beef, pork; fried (type of oil/fat) or grilled; low fat	Large or small, number
Sausage rolls	Type of pastry	Size - jumbo, standard, mini
Scone	Fruit, sweet, plain, cheese; type of flour; homemade	Small, medium or large
Savoury snacks - in packet	What sort: e.g. Cheddars, cheese straws, Twiglets, Pretzels	Size (standard or mini variety), packet weight
Smoothies	If homemade give recipe. If shop-bought, what does it contain e.g. fruit, milk/yoghurt, fruit juice	Glass or bottle (size or volume)
Soft drinks – squash/concentrate/cordial	Flavour; no added sugar/low calorie/sugar free; “high” juice; fortified with added vitamins and/or minerals	Glass (size or volume)
Soft drinks – carbonated/fizzy	Flavour; diet/low-calorie; canned or bottled; cola – caffeine free	Glass, can or bottle (size or volume)
Soft drinks – ready to drink	Flavour; no added sugar/low calorie/sugar free; real fruit juice? If so, how much?; fortified with added vitamins and/or minerals	Glass, carton or bottle (size or volume)

Spoon size does matter!!!! When describing amounts check the spoons you use with the life size pictures on page 29 of this diary

<b>Food/Drink</b>	<b>Description &amp; Preparation</b>	<b>Portion size or quantity</b>
Soup	What sort; cream or clear; fresh/chilled, canned, instant or vending machine. If home-made, give recipe	Spoons, bowl or mug
Spaghetti, other pasta	What sort; fresh/chilled or dried; white, wholemeal; canned in sauce; type of filling if ravioli, cannelloni etc	Spoons (or how much dry pasta)
Toddler foods	<u>Food in jars</u> : description and ingredients (e.g. vegetable risotto, fruit puree); <u>Dry Foods</u> : description (e.g. baby rice, cauliflower cheese); made up with milk and/or water	Size of jar or packet, spoons for powdered foods (volume of water/milk used to mix with cereal or powder)
Vegetables (not including potatoes)	What sort; how cooked/raw; additions e.g. butter, other fat or sauce	Spoons, number of florets or sprouts, weight from tins or packet
Yoghurt (inc drinking yoghurt), fromage frais	What sort: e.g. natural/plain or flavoured; creamy, Greek, low-fat, very low fat/diet, soya; with fruit pieces or fruit flavoured; twinpot; fortified with added vitamins and/or minerals; longlife/UHT; probiotic	Pot size or spoons
Home-made dishes	Please say what the dish is called (record recipe or details of dish if you can in the section provided) and how many persons it serves	Spoons – heaped or level, number, size, amount of recipe consumed e.g. ¼
Ready-made meals	Full description of product; does it contain any accompaniments e.g. rice, vegetables, sauces; chilled or frozen; microwaved, oven cooked, boil-in-the-bag; low fat, healthy eating range. Enclose label and ingredients list if possible in your plastic bag	Packet weight (if didn't eat whole packet describe portion consumed)
Take-away food or food eaten out	Please say what the dish is called and give main ingredients if you can. Give name of a chain restaurant e.g. McDonalds	Spoons, portion size e.g. small/medium/large



[INSERT SPOONS PDF HERE]

[INSERT SPOONS PDF HERE]

Drinking cups come in different shapes and sizes, so it is important that we know exactly how much your toddler has had to drink.

**If you are able to, please use a measuring jug to measure your toddler's usual drinking vessels e.g. mug, cup, bottle, beaker etc. and provide the volumes below**

--

# DAY 1

Day 1:		Date:		
Time	Where? With whom? TV on? At table?	Food/Drink description & preparation	Brand Name	Portion size or quantity <u>eaten</u>
<b><i>How to describe what you had and how much you had can be found on pages 23-28</i></b>				
<b><i>6am to 9am</i></b>				
<b><i>9am to 12 noon</i></b>				

Time	Where? With whom? TV on? At table?	Food/Drink description & preparation	Brand Name	Portion size or quantity <u>eaten</u>
<i>12 noon to 2pm</i>				
<i>2pm to 5pm</i>				

Time	Where? With whom? TV on? At table?	Food/Drink description & preparation	Brand Name	Portion size or quantity <u>eaten</u>
<i>5pm to 8pm</i>				
<i>8pm to 10pm</i>				
<i>10pm to 6am</i>				

- Was the amount of **food** that your toddler had today about what s/he usually has, less than usual, or more than usual?

Usual

**Less** than usual       **More** than usual

If the intake was not usual, please explain why: \_\_\_\_\_

- Was the amount your toddler had to **drink** today, including water, tea, coffee and soft drinks, about what s/he usually has, less than usual, or more than usual?

Usual

**Less** than usual       **More** than usual

If the intake was not usual, please explain why: \_\_\_\_\_

- Did your toddler **finish all the food and drink** that you recorded in the diary today?

Yes

No

If no, please **go back to the diary and make a note of any leftovers**



- There are some foods that people often forget
  - Coffee, tea, soft drinks, water
  - Milk
  - Sauce, dressing
  - Biscuits, cakes, sweets, chocolate, other confectionary
  - Crisps/nuts/other snacks

If you have forgotten to record any food or drink today, please go back and **add them to the diary**.

- Did your toddler take any **vitamins, minerals or other food supplements** today?

Yes       No

If yes, **please describe the supplements s/he took below**

Brand	Name (in full) including strength	Number of pills, capsules, teaspoons

**Please record on the next pages details of any recipes or (if not already described) ingredients of made up dishes or take-away dishes.**

**Write in recipes or ingredients of made up dishes or take-away dishes**

**NAME OF DISH:**

**SERVES:**

**Ingredients**

**Amount**

**Ingredients**

**Amount**


**Brief description of cooking method**

**Write in recipes or ingredients of made up dishes or take-away dishes**

**NAME OF DISH:**

**SERVES:**

**Ingredients**

**Amount**

**Ingredients**

**Amount**


**Brief description of cooking method**

# DAY 2

Day 2		Date		
Time	Where? With whom? TV on? At table?	Food/Drink description & preparation	Brand Name	Portion size or quantity <u>eaten</u>
<b><i>How to describe what you had and how much you had can be found on pages 23-28</i></b>				
<b><i>6am to 9am</i></b>				
<b><i>9am to 12 noon</i></b>				

Time	Where? With whom? TV on? At table?	Food/Drink description & preparation	Brand Name	Portion size or quantity <u>eaten</u>
<i>12 noon to 2pm</i>				
<i>2pm to 5pm</i>				

Time	Where? With whom? TV on? At table?	Food/Drink description & preparation	Brand Name	Portion size or quantity <u>eaten</u>
<i>5pm to 8pm</i>				
<i>8pm to 10pm</i>				
<i>10pm to 6am</i>				

- Was the amount of **food** that your toddler had today about what s/he usually has, less than usual, or more than usual?

Usual

**Less** than usual       **More** than usual

If the intake was not usual, please explain why: \_\_\_\_\_

- Was the amount your toddler had to **drink** today, including water, tea, coffee and soft drinks, about what s/he usually has, less than usual, or more than usual?

Usual

**Less** than usual       **More** than usual

If the intake was not usual, please explain why: \_\_\_\_\_

- Did your toddler **finish all the food and drink** that you recorded in the diary today?

Yes

No

If no, please **go back to the diary and make a note of any leftovers**



- There are some foods that people often forget
  - Coffee, tea, soft drinks, water
  - Milk
  - Sauce, dressing
  - Biscuits, cakes, sweets, chocolate, other confectionary
  - Crisps/nuts/other snacks

If you have forgotten to record any food or drink today, please go back and **add them to the diary**.

- Did your toddler take any **vitamins, minerals or other food supplements** today?

Yes       No

If yes, **please describe the supplements s/he took below**

Brand	Name (in full) including strength	Number of pills, capsules, teaspoons

**Please record on the next pages details of any recipes or (if not already described) ingredients of made up dishes or take-away dishes.**

**Write in recipes or ingredients of made up dishes or take-away dishes**

***NAME OF DISH:***

***SERVES:***

***Ingredients***

***Amount***

***Ingredients***

***Amount***


***Brief description of cooking method***

**Write in recipes or ingredients of made up dishes or take-away dishes**

**NAME OF DISH:**

**SERVES:**

**Ingredients**

**Amount**

**Ingredients**

**Amount**


**Brief description of cooking method**

# DAY 3

Day 3		Date		
Time	Where? With whom? TV on? At table?	Food/Drink description & preparation	Brand Name	Portion size or quantity <u>eaten</u>
<b><i>How to describe what you had and how much you had can be found on pages 23-28</i></b>				
<b><i>6am to 9am</i></b>				
<b><i>9am to 12 noon</i></b>				

Time	Where? With whom? TV on? At table?	Food/Drink description & preparation	Brand Name	Portion size or quantity <u>eaten</u>
<i>12 noon to 2pm</i>				
<i>2pm to 5pm</i>				

Time	Where? With whom? TV on? At table?	Food/Drink description & preparation	Brand Name	Portion size or quantity <u>eaten</u>
<i>5pm to 8pm</i>				
<i>8pm to 10pm</i>				
<i>10pm to 6am</i>				

- Was the amount of **food** that your toddler had today about what s/he usually has, less than usual, or more than usual?

Usual

**Less** than usual       **More** than usual

If the intake was not usual, please explain why: \_\_\_\_\_

- Was the amount your toddler had to **drink** today, including water, tea, coffee and soft drinks, about what s/he usually has, less than usual, or more than usual?

Usual

**Less** than usual       **More** than usual

If the intake was not usual, please explain why: \_\_\_\_\_

- Did your toddler **finish all the food and drink** that you recorded in the diary today?

Yes

No

If no, please **go back to the diary and make a note of any leftovers**



- There are some foods that people often forget

- Coffee, tea, soft drinks, water
- Milk
- Sauce, dressing

- Biscuits, cakes, sweets, chocolate, other confectionary
- Crisps/nuts/other snacks

If you have forgotten to record any food or drink today, please go back and **add them to the diary**.

- Did your toddler take any **vitamins, minerals or other food supplements** today?

Yes

No

If yes, **please describe the supplements s/he took below**

Brand	Name (in full) including strength	Number of pills, capsules, teaspoons

**Please record on the next pages details of any recipes or (if not already described) ingredients of made up dishes or take-away dishes.**

**Write in recipes or ingredients of made up dishes or take-away dishes**

**NAME OF DISH:**

**SERVES:**

<i>Ingredients</i>	<i>Amount</i>	<i>Ingredients</i>	<i>Amount</i>

***Brief description of cooking method***

**Write in recipes or ingredients of made up dishes or take-away dishes**

**NAME OF DISH:**

**SERVES:**

<i>Ingredients</i>	<i>Amount</i>	<i>Ingredients</i>	<i>Amount</i>

***Brief description of cooking method***

**DAY 4**

***Please remember to complete the general questions on pages 64-71!***

Day 4:		Date:		
Time	Where? With whom? TV on? At table?	Food/Drink description & preparation	Brand Name	Portion size or quantity <u>eaten</u>
<b><i>How to describe what you had and how much you had can be found on pages 23-28</i></b>				
<b><i>6am to 9am</i></b>				
<b><i>9am to 12 noon</i></b>				

Time	Where? With whom? TV on? At table?	Food/Drink description & preparation	Brand Name	Portion size or quantity <u>eaten</u>
<i>12 noon to 2pm</i>				
<i>2pm to 5pm</i>				

Time	Where? With whom? TV on? At table?	Food/Drink description & preparation	Brand Name	Portion size or quantity <u>eaten</u>
<i>5pm to 8pm</i>				
<i>8pm to 10pm</i>				
<i>10pm to 6am</i>				

- Was the amount of **food** that your toddler had today about what s/he usually has, less than usual, or more than usual?

Usual

**Less** than usual

**More** than usual

If the intake was not usual, please explain why: \_\_\_\_\_

- Was the amount your toddler had to **drink** today, including water, tea, coffee and soft drinks, about what s/he usually has, less than usual, or more than usual?

Usual

**Less** than usual

**More** than usual

If the intake was not usual, please explain why: \_\_\_\_\_

- Did your toddler **finish all the food and drink** that you recorded in the diary today?

Yes

No

If no, please **go back to the diary and make a note of any leftovers**



- There are some foods that people often forget

- Coffee, tea, soft drinks, water
- Milk
- Sauce, dressing

- Biscuits, cakes, sweets, chocolate, other confectionary
- Crisps/nuts/other snacks

If you have forgotten to record any food or drink today, please go back and **add them to the diary**.

- Did your toddler take any **vitamins, minerals or other food supplements** today?

Yes

No

If yes, **please describe the supplements s/he took below**

Brand	Name (in full) including strength	Number of pills, capsules, teaspoons

**Please record on the next pages details of any recipes or (if not already described) ingredients of made up dishes or take-away dishes.**

**Write in recipes or ingredients of made up dishes or take-away dishes**

***NAME OF DISH:***

***SERVES:***

***Ingredients***

***Amount***

***Ingredients***

***Amount***

***Brief description of cooking method***

Write in recipes or ingredients of made up dishes or take-away dishes

**NAME OF DISH:**

**SERVES:**

**Ingredients**

**Amount**

**Ingredients**

**Amount**

**Brief description of cooking method**

**PLEASE complete the questions over the page**

## General questions about the frequency of eating outside the home

Is your toddler regularly cared for outside the home e.g. child minder, nursery, relative?

NO

YES

If YES

1(a) How many *meals* would she/he have in 'out-of-home care' *per week*?

*Please specify*

1(b) Are these out-of-home meals prepared by yourself?

NO

YES

SOMETIMES

*Please specify*

2 What type of soft drinks (e.g. squash, ready to drink, carbonated) does she/he usually have in 'out-of-home care'?

STANDARD

NO ADDED SUGAR/DIET/LOW CAL

EITHER (see below)

*If either, please specify e.g. has No Added Sugar at nursery but standard at the childminder's*

If your nursery provides a **copy of the nursery menu** for the recording period we would appreciate if you could give this copy to the interviewer. This will help us later with the analysis of your toddler's diet.

## General questions about your toddler's food/ drink during the recording period.

### Special diet

1. Did your toddler follow a special diet during the recording period e.g. vegetarian, milk-free, other?

Yes

*Please specify*

No

2. What type of milk does your toddler usually drink? *Tick only one*

Infant formula  1% fat milk

Soya formula  Follow-on formula

Whole milk (cow's milk)  Soya milk

Semi skimmed milk (cow's milk)  Goat's milk

Skimmed milk (cow's milk)  Other

*Please specify the brand/type if not cow's milk*

## Breakfast cereals

3. How much milk does your toddler usually have on breakfast cereal?

Drowned

Average

Damp

None/did not eat

4. How do you usually make porridge for your toddler?

With all water

With all milk

With milk and water

Did not eat

5. Did you usually sweeten or salt the porridge?

With sugar

With honey

With salt

Neither/did not eat

6. How did you usually make instant oat cereal for your toddler?

With all water

With all milk

With milk and water

Did not eat

7. Did you usually sweeten or salt the instant oat cereal?

With sugar

With honey

With salt

Neither/did not eat

## Fats for spreading and cooking

8. Which butter, margarine or fat spread did you use most often for your toddler during the recording period?

Please record the full product name and fat content.

e.g. *Flora Omega 3 plus, low fat spread, 38% fat, polyunsaturated*

Name:

None

9. How thickly did you spread butter, margarine on bread, crackers for your toddler?

Thick  Medium  Thin  N/A

10. Which cooking fat/oil did your household use most often during the recording period? Please record the full product name.

e.g. *Sainsbury's sunflower oil*

Name:

None

## Bread

11. Which type of bread did your toddler eat most often during the recording period?

White  Granary  Wholemeal  Brown

50/50 bread e.g.  
Hovis Best of Both

Other

Type

Did not eat

12. Was it a large loaf or a small loaf?

Large  Small

13. If the bread was shop bought, how was it sliced?

Thick  Medium  Thin  Unsliced

### **Meat**

14. If your toddler ate meat during the recording period, did s/he eat the visible fat?

Always  Sometimes  Never  Did not eat meat

15. If your toddler ate poultry (e.g. chicken, turkey) during the recording period, did s/he eat the skin?

Always  Sometimes  Never  Did not eat poultry

### **Fruit and vegetables**

16. If your toddler ate apples during the recording period, did s/he eat the skin?

Always  Sometimes  Never  Did not eat



17. If your toddler ate pears during the recording period, did s/he eat the skin?

Always  Sometimes  Never  Did not eat

18. If your toddler ate new potatoes during the recording period, did s/he eat the skin?

Always  Sometimes  Never  Did not eat

19. If your toddler ate baked (jacket) potatoes during the recording period, did s/he eat the skin?

Always  Sometimes  Never  Did not eat

### **Salt**

20. Do you add salt to your toddler's food at the table?

Always  Sometimes  Never

21. Do you add salt substitute to your toddler's food at the table? *e.g. LoSalt*

Always  Sometimes  Never

### Cordial/squash/diluting juice

22. Which type of squash/cordial did your toddler drink most often during the recording period?

Standard  No added sugar /diet/low calorie  Did not drink

23. Which squash did you use most often during the recording period? Please record the full product name e.g. *Robinsons Peach Fruit & Barley no added sugar*

Name:

24. How much do you usually dilute your toddler's squash (e.g. half squash/half water, or 1 part squash with 4 parts water)?

Please tell us: \_\_\_\_\_

### Other soft drinks

25. For other soft drinks such as ready-to-drink juices and carbonated drinks, which type did your toddler have most often during the recording period?

Standard  No added sugar /diet/low calorie  Did not drink

### Water

26. Which type of water did your toddler drink most often during the recording period?

Tap  Filtered  Bottled

## Tea

27. How much milk does your toddler usually have in tea?

A lot  Some  A little  None/did not drink

28. Do you usually sweeten your toddler's tea with sugar?

Yes  Number of teaspoons  None/did not drink

## Drinks in general

29. Does your toddler finish all their cup/bottle each time you make it up?

Yes  No

*If No, please tell us how much of it they usually drink e.g. half, three-quarters:*

---

***Thank you for completing this diary.***



NDNS

# National Diet and Nutrition Survey

## Booklet for 8-12 year olds

In Confidence

Point <input type="text"/> <input type="text"/> <input type="text"/> <input type="text"/> <input type="text"/> 1001 - 1005	Address <input type="text"/> <input type="text"/> 1006 - 1007	CKL <input type="text"/> 1008	Person no <input type="text"/> 1011	First name: <input type="text"/> 1012 - 1026
Card <input type="text" value="0"/> <input type="text" value="1"/> 1009 - 1010	Type <input type="text" value="1"/> 1038	Batch <input type="text"/> 1027 - 1031	Interviewer no. <input type="text"/> <input type="text"/> <input type="text"/> <input type="text"/> <input type="text"/> <input type="text"/> 1032 - 1037	Spare <input type="text"/> 1039 - 1050

- Here are some questions for you to answer on your own.
- We are interested in your honest answers.
- **We will not tell anyone what your answers are.**
- Look at the instructions on the next page and read what to do.
- Ask the interviewer for help if you do not understand a question or are not sure what to do.

**Thank you for taking part in this survey**

**GREEN**

## How to answer these questions

- Please read each question carefully
- Most of the questions can be answered by putting a tick in the box next to the answer that applies to you, like this

Yes  <sub>1</sub>

No  <sub>2</sub>

- Sometimes you have to write a number in the box, for example

I was  years old

**write in**

- Next to some of the boxes are arrows and instructions  
They show or tell you which question to answer next.  
If there are no special instructions, just answer the next question.

No  <sub>2</sub>

**Go to question 4**

Yes  <sub>1</sub>

I was  years old  
**write in**

# Cigarette Smoking

## KSMOKCIG

**Q1** Have you ever tried smoking a cigarette, even if it was only a puff or two?

Tick one box

1051

No



Go to question 2

Yes



How old were you when you tried smoking a cigarette, even if it was only a puff or two?

1052 - 1053

I was

years old

Write in

## KSMOKAGE

## KSMOKREG

**Q2** Now read all the following sentences very carefully and tick the box next to the one which best describes you.

I have never smoked

Tick one box

1054



Go to question 4

I have only smoked once or twice

2

I used to smoke sometimes, but I never smoke a cigarette now

3



Go to question 3

I sometimes smoke, but I don't smoke every week

4

I smoke between one and six cigarettes a week

5

I smoke more than six cigarettes a week

6

## KCIGWEEK

**Q3** Did you smoke any cigarettes last week?

Tick one box

1055

No



Go to question 4

Yes



How many cigarettes did you smoke last week?

1056 - 1058

I smoked

cigarettes

Write in

## KCIGNUM

Spare 1059 - 1074

# Drinking

## ADRPROP

**Q4** Have you ever had a proper alcoholic drink – a whole drink, not just a sip? **Please don't count drinks labelled low alcohol.**

Tick one box

1075

Yes  <sub>1</sub> → **Go to question 6**

No  <sub>2</sub> → **Go to question 5**

## ADRPOPS

**Q5** Have you ever drunk alcopops (such as Bacardi Breezer, Smirnoff Ice, WKD, Reef etc)?

Tick one box

1076

Yes  <sub>1</sub> → **Go to question 6**

No  <sub>2</sub> → **END**

## ADRINKAG

**Q6** How old were you the first time you had a proper alcoholic drink or alcopop?

1077 - 1078

I was  years old  
**write in**

## ADRINKOF

**Q7** How often do you usually have an alcoholic drink or alcopop?

Tick one box

1079

Almost every day

 <sub>1</sub>

About twice a week

 <sub>2</sub>

About once a week

 <sub>3</sub>

About once a fortnight

 <sub>4</sub>

About once a month

 <sub>5</sub>

Only a few times a year

 <sub>6</sub>

I never drink alcohol now

 <sub>7</sub>

→ **Go to question 8**



**ADRLAST**

**Q8** When did you **last** have an alcoholic drink or alcopop?

**Tick one box**

1080

- |                                      |                          |
|--------------------------------------|--------------------------|
| Today                                | <input type="checkbox"/> |
| Yesterday                            | <input type="checkbox"/> |
| Some other time during the last week | <input type="checkbox"/> |
| 1 week, but less than 2 weeks ago    | <input type="checkbox"/> |
| 2 weeks, but less than 4 weeks ago   | <input type="checkbox"/> |
| 1 month, but less than 6 months ago  | <input type="checkbox"/> |
| 6 months ago or more                 | <input type="checkbox"/> |

Spare 1081 - 1099

**Thank you for answering these questions.**

**Please give the booklet back to the interviewer.**

NDNS

# National Diet and Nutrition Survey

## Booklet for 13-15 year olds

In Confidence

Point <input type="text"/> <input type="text"/> <input type="text"/> <input type="text"/> <input type="text"/> 1001 - 1005	Address <input type="text"/> <input type="text"/> 1006 - 1007	CKL <input type="text"/> 1008	Person no <input type="text"/> 1011	First name: <input type="text"/> 1012 - 1026
Card <input type="text" value="0"/> <input type="text" value="1"/> 1009 - 1010	Type <input type="text" value="2"/> 1038	Batch <input type="text"/> 1027 - 1031	Interviewer no. <input type="text"/> <input type="text"/> <input type="text"/> <input type="text"/> <input type="text"/> <input type="text"/> 1032 - 1037	Spare <input type="text"/> 1039 - 1050

- Here are some questions for you to answer on your own.
- We are interested in your honest answers.
- **We will not tell anyone what your answers are.**
- Look at the instructions on the next page and read what to do.
- Ask the interviewer for help if you do not understand a question or are not sure what to do.

**Thank you for taking part in this survey**

**BLUE**

## How to answer these questions

- Please read each question carefully
- Most of the questions can be answered by putting a tick in the box next to the answer that applies to you like this

Yes  <sub>1</sub>

No  <sub>2</sub>

- Sometimes you have to write a number in the box, for example

I was  years old

**write in**

- Next to some of the boxes are arrows and instructions  
They show or tell you which question to answer next.  
If there are no special instructions, just answer the next question.

No  <sub>2</sub> → **Go to Q4**

Yes  <sub>1</sub>

I was  years old

**write in**

# Cigarette Smoking

## KSMOKCIG

**Q1** Have you ever tried smoking a cigarette, even if it was only a puff or two?

**Tick one box**

Yes  <sup>1051</sup><sub>1</sub>

No  <sub>2</sub>

→ **Go to question 2**

## KSMOKREG

**Q2** Now read all the following sentences very carefully and tick the box next to the one which best describes you.

**Tick one box**

I have never smoked  <sup>1052</sup><sub>1</sub> → **Go to question 5**

I have only smoked once or twice  <sub>2</sub>

I used to smoke sometimes, but I never smoke a cigarette now  <sub>3</sub>

I sometimes smoke, but I don't smoke every week  <sub>4</sub> → **Go to question 3**

I smoke between one and six cigarettes a week  <sub>5</sub>

I smoke more than six cigarettes a week  <sub>6</sub>

## KCIGAGE

**Q3** How old were you when you tried smoking a cigarette, even if it was only a puff or two?

I was  <sup>1053 - 1054</sup> years old → **Go to question 4**

**write in**

## KCIGWEEK

**Q4** Did you smoke any cigarettes last week?

**Tick one box**

No  <sup>1055</sup><sub>2</sub> → **Go to question 5**

Yes  <sub>1</sub>

How many cigarettes did you smoke last week?

## KCIGNUM

I smoked  <sup>1056 - 1058</sup> cigarettes

**Write in** Spare 1059 - 1074

# Drinking

## ADRPROP

**Q5** Have you ever had a proper alcoholic drink – a whole drink, not just a sip? **Please don't count drinks labelled low alcohol.**

**Tick one box**

- Yes  <sup>1075</sup><sub>1</sub> → **Go to question 7**
- No  <sub>2</sub> → **Go to question 6**

## ADRPOPS

**Q6** Have you ever drunk alcopops (such as Bacardi Breezer, Smirnoff Ice, WKD, Reef etc)?

**Tick one box**

- Yes  <sup>1076</sup><sub>1</sub> → **Go to question 7**
- No  <sub>2</sub> → **END**

**Q7** How old were you the first time you had a proper alcoholic drink or an alcopop?

I was  <sup>1077 - 1078</sup> years old **Go to question 8**  
**write in**

## ADRINKOF

**Q8** How often do you usually have an alcoholic drink or alcopop?

**Tick one box**

- Almost every day  <sup>1079</sup><sub>1</sub>
- About twice a week  <sub>2</sub>
- About once a week  <sub>3</sub>
- About once a fortnight  <sub>4</sub> → **Go to question 9**
- About once a month  <sub>5</sub>
- Only a few times a year  <sub>6</sub>
- I never drink alcohol now  <sub>7</sub>

**ADRLAST**

**Q9** When did you **last** have an alcoholic drink or alcopop?

**Tick one box**

1080

Today	1	} → <b>Go to question 10</b>
Yesterday	2	
Some other time during the last week	3	
1 week, but less than 2 weeks ago	4	} → <b>END</b>
2 weeks, but less than 4 weeks ago	5	
1 month, but less than 6 months ago	6	
6 months ago or more	7	

**ABER2W**

**Q10** Which, if any, of the drinks shown below, have you drunk in the last 7 days?

Please (✓) either yes or no for each kind of drink.

For each kind of drink, write in the box how much you drank in the last 7 days.

**Beer, lager cider or shandy  
(exclude bottles or cans of shandy)**

Have you drunk this in the last 7 days?

**Tick one box**

1081

No	2	} → <b>Go to question 11</b>
Yes	1	

**How much did you drink in the last 7 days?**

Write in:

**ABER2QPT**

1083 - 1086

Spare 1082

**Pints (if half a pint, write in 1/2)**

**ABER2QLC**

1088 - 1089

Spare 1087

AND/OR

**Large cans or bottles**

**ABER2QSM**

1091 - 1092

Spare 1090

AND/OR

**Small cans or bottles**

**ASPIRW**

**Q11 Spirits or liqueurs, such as gin, vodka, whisky, rum, brandy or cocktails**

Have you drunk this in the last 7 days?

**Tick one box**

No  <sup>1093</sup><sub>2</sub> → **Go to question 12**

Yes  <sub>1</sub> ↓

**How much did you drink in the last 7 days?**

Write in:

1095 - 1096

Spare 1094

**Glasses (count doubles as two glasses)**

**ASPIRQGS**

**ASHERW**

**Q12 Sherry or martini (including port, vermouth, cinzano, dubonnet)**

Have you drunk this in the last 7 days?

**Tick one box**

No  <sup>1097</sup><sub>2</sub> → **Go to question 13**

Yes  <sub>1</sub> ↓

**How much did you drink in the last 7 days?**

Write in:

1099 - 1100

Spare 1098

**Glasses (count doubles as two glasses)**

**ASHERQGS**

**AWINEW**

**Q13 Wine (including babycham and champagne)**

Have you drunk this in the last 7 days?

**Tick one box**

No  <sup>1101</sup><sub>2</sub> → **Go to question 14**

Yes  <sub>1</sub> ↓

**How much did you drink in the last 7 days?**

Write in:

1103 - 1104

Spare 1102

**Glasses**

**AWINEQG**

Spare 1105-1115

**APOPSW**

**Q14 Alcopop (such as Bacardi Breezer, Smirnoff Ice, WKD, Reef etc.)**

Have you drunk this in the last 7 days?

**Tick one box**

No  <sup>1116</sup><sub>2</sub> → **Go to question 15**

Yes  <sub>1</sub> →

**How much did you drink in the last 7 days?**

Write in:

Spare 1117

1118 - 1119

**Large cans or bottles**

Spare 1120

1121- 1122

AND/OR

**Small cans or bottles**

**APOPSQLG**

**APOPSQSM**

**Q15 Other kinds of alcoholic drink?**

Have you drunk this in the last 7 days?

**Tick one box**

No  <sup>1123</sup><sub>2</sub> → **END**

Yes  <sub>1</sub> → **Complete details below**

**Write in name of drink**

**How much did you drink in the last 7 days?**

Write in:

1124

1125 - 1134

1135

1136 - 1145

1146

1147 -1156

Spare 1157 - 1170

**Thank you for answering these questions.**

**Please give the booklet back to the interviewer.**



**NDNS**

# National Diet and Nutrition Survey

## Booklet for Young Adults (16-24 years)

In Confidence

Point <input type="text"/> <input type="text"/> <input type="text"/> <input type="text"/> <input type="text"/> <input type="text"/> 1001 - 1005	Address <input type="text"/> <input type="text"/> 1006 - 1007	CKL <input type="text"/> 1008	Person no <input type="text"/> 1011	First name: <input type="text"/> 1012 - 1026
Card <input type="text"/> 0 <input type="text"/> 1 1009 - 1010	Type <input type="text"/> 3 1038	Batch <input type="text"/> 1027 - 1031	Interviewer no. <input type="text"/> <input type="text"/> <input type="text"/> <input type="text"/> <input type="text"/> <input type="text"/> 1032 - 1037	Spare <input type="text"/> 1039 - 1050

### Example Questions: How to fill in this questionnaire

Most of the questions on the following pages can be answered simply by ticking the box below or alongside the answer that applies to you.

Tick **one** box

	Very healthy life	Fairly healthy life	Not very healthy life	An unhealthy life
Example 1: Do you feel that you lead a ...	<input type="checkbox"/> 1	<input checked="" type="checkbox"/> 2	<input type="checkbox"/> 3	<input type="checkbox"/> 4

Sometimes you are asked to write in a number or the answer in your own words. Please enter numbers as figures rather than words.

Example 2: Write in no.

On most pages you should answer ALL the questions but sometimes you will find the box you have ticked has an arrow next to it with an instruction to go to another question.

Example 3: Would you like to lead a healthier life than you do now?

	Yes	No
	<input checked="" type="checkbox"/> 1 <b>Go to question 4</b>	<input type="checkbox"/> 2 <b>Go to question 5</b>

By following the instructions carefully you will miss out questions which do not apply to you.

# SMOKING

## *DSMOKEVER*

**Q1** Have you ever smoked a cigarette, a cigar or a pipe, or anything with tobacco in it?

**Tick one box**

1051

Yes

→ Go to question 2

No

→ Go to question 11 on page 3

## *DCIGEVER*

**Q2** Have you ever smoked a cigarette?

**Tick one box**

1052

Yes

→ Go to question 3

No

→ Go to question 11 on page 3

## *DCIGAGE*

**Q3** How old were you when you first tried smoking a cigarette, even if it was only a puff or two?

Write in how old you were then

1053 - 1054

→ Go to question 4

## *DSMOKNOW*

**Q4** Do you smoke cigarettes at all nowadays?

**Tick one box**

1055

Yes

→ Go to question 6

No

→ Go to question 5

## *DCIGREG*

**Q5** Did you smoke cigarettes regularly or occasionally?

Regularly, that is at least one cigarette a day

Occasionally

I never really smoked cigarettes, just tried them once or twice

**Tick one box**

1056

→ Go to question 9 on page 2

→ Go to question 11 on page 3

## **CURRENT SMOKERS**

**Q6** About how many cigarettes a day do you usually smoke on weekdays?

## *DCIGWDAY*

Write in number smoked a day

1057 - 1059

→ Go to question 7

**Q7** And about how many cigarettes a day do you usually smoke at weekends?

## *DCIGWEND*

Write in number smoked a day

1060 - 1062

→ Go to question 8 on page 2

**DCIGTYPE**

**Q8** Do you mainly smoke ...

- filter-tipped cigarettes,
- plain or untipped cigarettes,
- or hand-rolled cigarettes?

**Tick one box**

1063

1

2

3

→ **Go to question 11**

**DCIGUSED**

**Q9** About how many cigarettes did you smoke IN A DAY when you smoked them regularly?

Write in number smoked a day

1064 - 1066

→ **Go to question 10**

**DCIGSTOP**

**Q10** How long ago did you stop smoking cigarettes regularly?  
Was it...

- ...less than 6 months ago,
- ...6 months to 1 year ago,
- ...1 to 2 years ago,
- ...2 to 5 years ago,
- ...5 to 10 years ago,
- ...or more than 10 years ago,

**Tick one box**

1067

1

2

3

4

5

6

→ **Go to question 11**

Spare 1068 - 1074

## DRINKING

**EVERYONE PLEASE ANSWER**

### *DDRINK*

**Q11** Do you ever drink alcohol nowadays, including drinks you brew or make at home?

**Tick one box**

1075

Yes

→ **Go to question 14**

No

→ **Go to question 12**

### *DDRINKAN*

**Q12** Just to check, does that mean you never have an alcoholic drink nowadays, or do you have an alcoholic drink very occasionally, perhaps for medicinal purposes or on special occasions like Christmas and New Year?

**Tick one box**

1076

Very occasionally

→ **Go to question 14**

Never

→ **Go to question 13**

### *DALWAYTT*

**Q13** Have you always been a non-drinker or did you stop drinking for some reason?

**Tick one box**

1077

Always a non-drinker

→ **END**

Used to drink but stopped

### *DDRINKAG*

**Q14** How old were you the first time you ever had a proper alcoholic drink?

1078 - 1079

Write in how old you were then

→ **Go to question 15**

**DDRINKOF**

**Q15** Thinking now about all kinds of drinks, how often have you had an alcoholic drink of any kind during the last 12 months?

**Tick one box**

1080-1081

- Almost every day  01
- Five or six days a week  02
- Three or four days a week  03
- Once or twice a week  04 → **Go to question 16**
- Once or twice a month  05
- Once every couple of months  06
- Once or twice a year  07
- Not at all in the last 12 months  08 → **END**

**DDRINKL7**

**Q16** Did you have an alcoholic drink in the seven days ending yesterday?

**Tick one box**

1082

- Yes  1 → **Go to question 17**
- No  2 → **END**

**DDRINKDAY**

**Q17** On how many days out of the last seven did you have an alcoholic drink?

**Tick one box**

1083

- One  1
- Two  2
- Three  3
- Four  4 → **Go to question 18**
- Five  5
- Six  6
- Seven  7

**Q18** Please think about the day in the last week on which you drank the most. (If you drank the same amount on more than one day, please answer about the most recent of those days.)

From this list, please tick all the types of alcoholic drink which you drank on that day. For the ones you drank, write in how much you drank on that day. EXCLUDE NON-ALCOHOLIC OR LOW-ALCOHOL DRINKS, EXCEPT SHANDY.

**DDKTYP01-07**

TICK <b>ALL DRINKS DRUNK ON THAT DAY</b>		WRITE IN HOW MUCH DRUNK ON THAT DAY					
		Glasses (count doubles as 2 singles)	Pints	Large cans or bottles	Small cans or bottles		
Normal strength beer, lager, stout, cider or shandy (less than 6% alcohol)-exclude bottles/cans of shandy.	1084-1099 <input type="text"/> 01	<i>NBERQPT7</i>	<i>DNBL7Q2</i>	<i>DNBL7Q3</i>		1100-1107	
Strong beer, lager, stout or cider (6% alcohol or more, such as Tennants Super, Special Brew, Diamond White)	<input type="text"/> 02	<i>SBERQPT7</i>	<i>DSBL7Q2</i>	<i>DSBL7Q3</i>		1108-1115	
Spirits or liqueurs, such as gin, whisky, rum, brandy, vodka, or cocktails	<input type="text"/> 03	<i>DSPIRL7Q</i>				1116-1117	
Sherry or martini (including port, vermouth, cinzano, dubonnet)	<input type="text"/> 04	<i>DSHRL7Q</i>				1118-1119	
Wine (including babycham and champagne). You can write in parts of a bottle e.g. half a bottle	<input type="text"/> 05	Large glasses (250ml) <i>DW250ML</i>	Standard glasses (175ml) <i>DW175ML</i>	Small glasses (125ml) <i>DW125ML</i>	Bottles (750ml) <i>DWBTL</i>	1120-1128	
Alcoholic soft drink ('alcopop') such as Hooch, or a pre-mixed alcoholic drink such as Bacardi Breezer, WKD or Smirnoff Ice	<input type="text"/> 06					Small cans or bottles <i>DPOPSL7Q</i>	1129-1130
Other kinds of alcoholic drink <b>WRITE IN NAME OF DRINK</b>		Glasses (count doubles as 2 singles)	Pints	Large cans or bottles	Small cans or bottles		
1. <input type="text"/>	<input type="text"/> 07	<input type="text"/>	<input type="text"/>	<input type="text"/>	<input type="text"/>	1131-1140	
2. <input type="text"/>	<input type="text"/> 08	<input type="text"/>	<input type="text"/>	<input type="text"/>	<input type="text"/>	1141-1150	

Spare 1151 - 1170

**Thank you for answering these questions.**

**Please give the booklet back to the interviewer.**

NDNS(I)

# National Diet and Nutrition Survey

## Recent Physical Activity Questionnaire<sup>1</sup> self-completion booklet

In Confidence

Point	Address	CKL	Person no	First name:
<input type="text"/> <input type="text"/> <input type="text"/> <input type="text"/> <input type="text"/>	<input type="text"/> <input type="text"/>	<input type="text"/>	<input type="text"/>	<input type="text"/>
				Interviewer no.
				<input type="text"/> <input type="text"/> <input type="text"/> <input type="text"/> <input type="text"/> <input type="text"/>

This questionnaire is designed to find out about your physical activity in your everyday life in the last 4 weeks ending yesterday.

Date from \_\_/\_\_/\_\_ to \_\_/\_\_/\_\_

### This questionnaire is divided into 3 sections

Please try to answer every question.

- **Section A** asks about your physical activity patterns in and around the house.
- **Section B** is about travel to work, school or college and your activity at work, school or college.
- **Section C** asks about activities during your leisure time that you may have engaged in during the last 4 weeks.





## Section A: Home Activities

### Q1 Getting about

Which form of transport have you used **most often** in the last 4 weeks ending yesterday, apart from your journey to and from work?

**Please tick (✓) one box only.**

#### GETTINGABOUT

Usual mode of travel			
Car / motor vehicle	Walk	Public transport	Cycle

### Q2 TV, DVD or Video Viewing

**Please put a tick (✓) on every line**

Hours of TV, DVD or video watched per day	Average over the last 4 weeks ending yesterday					
	None	Less than 1 hour a day	1 to 2 hours a day	2 to 3 hours a day	3 to 4 hours a day	More than 4 hours a day
On a weekday before 6 pm	<i>MEDIAWEEKDAYPRE6PM</i>					
On a weekday after 6 pm	<i>MEDIAWEEKDAYPOST6PM</i>					
On a weekend day before 6 pm	<i>MEDIAWEEKENDPRE6PM</i>					
On a weekend day after 6 pm	<i>MEDIAWEEKENDPOST6PM</i>					

### Q3 Computer use at home *but not at work* (e.g. internet, email, Playstation, Xbox, Gameboy etc)

**Please put a tick (✓) on every line.**

Hours of home computer use per day	Average over the last 4 weeks ending yesterday					
	None	Less than 1 hour a day	1 to 2 hours a day	2 to 3 hours a day	3 to 4 hours a day	More than 4 hours a day
On a weekday before 6 pm	<i>COMPUTERWEEKDAYPRE6PM</i>					
On a weekday after 6 pm	<i>COMPUTERWEEKDAYPOST6PM</i>					
On a weekend day before 6 pm	<i>COMPUTERWEEKENDPRE6PM</i>					
On a weekend day after 6 pm	<i>COMPUTERWEEKENDPOST6PM</i>					

### Q4 Stair climbing at home

**Please put a tick (✓) on every line.**

Number of times you climbed up a flight of stairs (approx 10 steps) each day at home	Average over the last 4 weeks ending yesterday					
	None	1 to 5 times a day	6 to 10 times a day	11 to 15 times a day	16 to 20 times a day	More than 20 times a day
On a <b>weekday</b> (Mon-Fri)	<i>STAIRWEEKDAY</i>					
On a <b>weekend day</b> (Sat & Sun)	<i>STAIRWEEKEND</i>					

## Section B: Activity at work / school or college

This section asks about activities **at work, school or college and travel to work, school or college**. This includes office jobs, farming, working for yourself, volunteer work, any other paid or unpaid work you did and school/college.

If you have more than one job, please choose what you consider to be your **main job** over the past four weeks ending yesterday, and answer the following questions about that job.

If you are at school or college and also work part-time, please choose what you consider to be your **main activity**, and answer the following questions about that activity.

### **PAIDEMPLOYMENT**

**Q5** Have you been in employment, done unpaid work or attended school or college during the last 4 weeks ending yesterday?

**Tick one box**

No  → **Go to page 7**

Yes  → **Go to Q6**

**Q6** During the last 4 weeks ending yesterday, how many hours of work, unpaid work or school/college did you do per week?

	In the last week	2 weeks ago	3 weeks ago	4 weeks ago
Work hours ( <b>excluding</b> travel)	<i>WORK1WKAGO</i>	<i>WORK2WKAGO</i>	<i>WORK3WKAGO</i>	<i>WORK4WKAGO</i>

### Type of work while at work or school/college

#### **WORKTYPE**

**Q7** We would like to know the type and amount of physical activity involved in your work or at school/college. **Please tick** (✓) the box next to the one that **best corresponds** with your **main** occupation(s) or school/college in the last 4 weeks ending yesterday:

**Tick one box**

**Sedentary occupation**

You spend most of your time sitting (such as in an office)

**Standing occupation**

You spend most of your time standing or walking. However, your work does not require intense physical effort (e.g. shop assistant, hairdresser, guard)

**Manual work**

This involves some physical effort including handling of heavy objects and use of tools (e.g. plumber, electrician, carpenter)

**Heavy manual work**

This implies very vigorous physical activity including handling of very heavy objects (e.g. dock worker, miner, bricklayer, construction worker)

## Section B cont'd: Activity at work / school or college

**WRKOS**

**Q8** What proportion of your time at work or school/college was spent outside while you were at work or school/college during the last 4 weeks ending yesterday? This **does not** include travelling to/from work or school/college.

**Tick one box**

None	<input type="checkbox"/>	→	<b>Go to Q10</b>
Less than half	<input type="checkbox"/>		→ <b>Go to Q9</b>
About half	<input type="checkbox"/>		
More than half	<input type="checkbox"/>		
All	<input type="checkbox"/>		

**Q9** When you were outside at work or school/college, what parts of your body were usually **UNCOVERED**?

**Tick (✓) all that apply.**

Face <input type="checkbox"/> <i>WOUTS1</i>	Shoulders <input type="checkbox"/> <i>WOUTS5</i>
Head <input type="checkbox"/> <i>WOUTS2</i>	Legs <input type="checkbox"/> <i>WOUTS6</i>
Hands <input type="checkbox"/> <i>WOUTS3</i>	Most upper body <input type="checkbox"/> <i>WOUTS7</i>
Arms <input type="checkbox"/> <i>WOUTS4</i>	

### Travel to and from your main place of work or school/college in the last 4 weeks

**Q10** What is the approximate distance from your home to your main place of work or school/college?

<i>WRKMILES</i>	<u>OR</u>	<i>WRKKMS</i>
Miles <input style="width: 30px; height: 25px;" type="text"/> <input style="width: 30px; height: 25px;" type="text"/> <input style="width: 30px; height: 25px;" type="text"/>		Kilometres <input style="width: 30px; height: 25px;" type="text"/> <input style="width: 30px; height: 25px;" type="text"/> <input style="width: 30px; height: 25px;" type="text"/>

**WRKTIMESPERWEEK**

**Q11** How many times a week did you travel from home to your main place of work or school/college? Count **outward journeys only**.

**Section B cont'd: Activity at work / school or college**

**Q12** How did you normally travel to work or school/college during the last 4 weeks ending yesterday?  
**Tick (✓) one box only per line**

	<b>Always</b>	<b>Usually</b>	<b>Occasionally</b>	<b>Never or rarely</b>
By car/motor vehicle	<i>WRKBYCAR</i>			
By works or public transport	<i>WRKBYPUBTRAN</i>			
By bicycle	<i>WRKBYBIKE</i>			
Walking	<i>WRKBYFOOT</i>			

**Q13** What is the postcode for your main place of work or school/college during the last 4 weeks ending yesterday?

--	--	--	--	--	--	--

*If not known please give your work or school/college address*

Work address - \_\_\_\_\_  
\_\_\_\_\_  
\_\_\_\_\_

**Please turn to page 7**

## Section C: Leisure time activities

The following questions ask about how you spent your leisure time.

Please indicate **how often** you did each activity on average **over the last 4 weeks ending yesterday**.

Please indicate the **average length of time** that you spent doing the activity on each occasion.

### Example 1

If you went **walking for pleasure** for **40 minutes** once a week during the last four weeks, and you also had done **weeding or pruning** every fortnight during the last four weeks and took **1 hour and 10 minutes** on average for each occasion, you would complete the table below as follows:

	Number of times you did the activity in the last 4 weeks							Average time per episode	
	None	Once in the last 4 weeks	2 to 3 times in the last 4 weeks	Once a week	2 to 3 times a week	4 to 5 times a week	Every day	Hours	Minutes
Walking for pleasure				✓					40
Weeding and pruning			✓					1	10

### Example 2

If you **did not** play golf during the last four weeks, you would complete the table below as follows:

	Number of times you did the activity in the last 4 weeks							Average time per episode	
	None	Once in the last 4 weeks	2 to 3 times in the last 4 weeks	Once a week	2 to 3 times a week	4 to 5 times a week	Every day	Hours	Minutes
Golf	✓								

**Now complete the table on pages 8 and 9**

## Section C cont'd: Leisure time activities

**Q14** Please give an answer for the average time you spent on each activity and the number of times you did that activity in the last 4 weeks ending yesterday

**Please complete each line**

		Number of times you did the activity in the last 4 weeks ending yesterday						Average time per episode		
		None	Once in the last 4 weeks	2 to 3 times in the last 4 weeks	Once a week	2 to 3 times a week	4 to 5 times a week	Every day	Hours	Minutes
									<i>VAR+HR</i>	<i>VAR+MIN</i>
Swimming - competitive		<i>SWIMCOMP</i>								
Swimming leisurely	indoor	<i>SWIMINNO</i>	→	→						
	outdoor	<i>SWIMOTNO</i>								
Backpacking or mountain climbing		<i>BACKPACKMOUNTAINCLIMB</i>								
Walking for pleasure <i>(not as a means of transport)</i>		<i>WALKPLEASURE</i>								
Racing or rough terrain cycling		<i>CYCLINGRACINGROUGH</i>								
Cycling for pleasure <i>(not as a means of transport)</i>		<i>CYCLEPLEASURE</i>								
Mowing the lawn		<i>MOWING</i>								
Watering the lawn or garden		<i>WATERLAWN</i>								
Digging, shovelling or chopping wood		<i>HEAVYGARDENING</i>								
Weeding or pruning		<i>WEEDPRUNE</i>								
DIY e.g. carpentry, home or car maintenance		<i>DIY</i>								
High impact aerobics or step aerobics		<i>AEROBICSHIGH</i>								
Other types of aerobics		<i>AEROBICSOTHER</i>								
Exercise with weights		<i>EXERCISEWEIGHTS</i>								
Conditioning exercises e.g. using a bike or rowing machine		<i>CONDITIONEXERCISE</i>								
Floor exercises e.g. stretching, bending, keep fit or yoga		<i>FLOOREXERCISE</i>								
Dancing e.g. ballroom or disco		<i>DANCING</i>								
Competitive running		<i>COMPRUN</i>								

## Section C cont'd: Leisure time activities

		<b>Number of times you did the activity in the last 4 weeks ending yesterday</b>						<b>Average time per episode</b>	
		None	Once in the last 4 weeks	2 to 3 times in the last 4 weeks	Once a week	2 to 3 times a week	4 to 5 times a week	Every day	Hours <i>VAR+HR</i>
Jogging		<i>JOG</i>							
Bowling	Indoor	<i>BOWLINNO</i>							
	Outdoor	<i>BOWLOTNO</i>							
					<i>(D) BOWLING</i>				
Tennis	Indoor	<i>TENINNO</i>							
	Outdoor	<i>TENOTNO</i>							
					<i>(D) TENNISBADMINTON</i>				
Badminton		<i>BADNO</i>							
Squash		<i>SQUASH</i>							
Table tennis		<i>TABLETENNIS</i>							
Golf		<i>GOLF</i>							
Football, rugby or hockey	Indoor	<i>FBLINNO</i>							
	Outdoor	<i>FBLOTNO</i>							
					<i>(D) FOOTBALLRUGBYHOCKEY</i>				
Cricket		<i>CRICKET</i>							
Rowing		<i>ROWING</i>							
Netball, volleyball or basketball	Indoor	<i>NETBINNO</i>							
	Outdoor	<i>NETBOTNO</i>							
					<i>(D) NETVOLLEYBASKETBALL</i>				
Fishing		<i>HUNTINGSHOOTINGFISHING</i>							
Horse-riding		<i>HORSEBASED</i>							
Snooker, billiards or darts		<i>SNOOKERBILLIARDSDARTS</i>							
Musical instrument playing or singing		<i>MUSICALINSTRUMENTSINGING</i>							
Ice skating		<i>ICESKATING</i>							
Sailing, wind-surfing or boating		<i>SAILINGWINDSURFBOATING</i>							
Martial arts, boxing or wrestling		<i>COMBATSPORTS</i>							

**Q15** We assume for outdoor activities (except swimming, tennis, football, rugby and hockey) that you had your legs covered. If you did not, please indicate the activities for which your legs were exposed: \_\_\_\_\_

\_\_\_\_\_

\_\_\_\_\_

**Now turn to page 10**

**Q16** Other than the activities you have already recorded, have you done anything else that involves physical activity during the last 4 weeks ending yesterday?

**Tick one box**

No  → **End of questionnaire**

Yes  → **Go to Q17**

**Q17** Please record here any other physical activities that you have done (and how often you have done them), **other than those already recorded**, over the last 4 weeks ending yesterday:

---

---

---

---

**Thank you for answering these questions.**

**Please give the booklet back to the interviewer.**



# National Diet and Nutrition Survey (NDNS)

## P1252 Year 6

### Program Documentation

### Nurse Schedule

This 'paper version of the program' has been created to indicate the wording and content of the nurse questionnaire.

- Instructions for the nurse are given in capital letters, and questions the nurse is to ask the respondent are given as normal text.
- Items which appear in the actual program but which have been excluded here for clarity include: Repetition of respondent's name on each question; Checks on the accuracy of answer codes in relation to each other; Prompts for back-coding during the edit process.

### Contents:

<b>HOUSEHOLD GRID</b> .....	<b>2</b>
<b>NURSE SCHEDULE</b> .....	<b>4</b>
<b>INFANT LENGTH</b> .....	<b>10</b>
<b><i>FOR RESPONDENTS AGED 18 MONTHS TO 2 YEARS</i></b> .....	<b>10</b>
<b>PRESCRIBED MEDICATIONS</b> .....	<b>12</b>
<b>BLOOD PRESSURE</b> .....	<b>15</b>
<b><i>FOR RESPONDENTS AGED 5 AND OVER WHO ARE NOT PREGNANT</i></b> .....	<b>15</b>
<b>DEMI-SPAN</b> .....	<b>20</b>
<b><i>FOR ALL RESPONDENTS AGED 65 AND OVER OR THOSE WITH AN UNRELIABLE HEIGHT MEASUREMENT</i></b> .....	<b>20</b>
<b>WAIST AND HIP</b> .....	<b>22</b>
<b><i>FOR RESPONDENTS AGED 11 AND OVER WHO ARE NOT PREGNANT</i></b> .....	<b>22</b>
<b>BMI TO GP CONSENT</b> .....	<b>25</b>
<b>BLOOD SAMPLE</b> .....	<b>38</b>
<b><i>FOR ALL RESPONDENTS WHO ARE NOT PREGNANT</i></b> .....	<b>38</b>
<b>DRUGS</b> .....	<b>53</b>

## HOUSEHOLD GRID

### Person

Person number  
: 1..2

### HHGridNo

Household grid number  
: 1..10

### Name

Name: STRING [20]

### Sex

1 Male  
2 Female

### AgeOf

Age  
: 0..120

### AgeOfM

Age in months  
: 00..1440

### OC

Agreed nurse?  
1 Agreed  
2 Refused  
3 Unsure

### IF (age <16) THEN

#### ParName1

Parent name 1  
: STRING [20]

#### ParName2

Parent name 2  
: STRING [20]

### DemiS

Requires demi-span.  
1 Yes  
2 No

### DOB

Date of Birth  
: DATETYPE.

### Height

NDNS YEAR 6 CAPI\_NURSE

: 60.0..244.0

**Wght**

Weight

: 0.0..130.0

**BMI**

Body Mass Index

: 5.0..50.

## NURSE SCHEDULE

**RName**

Name of respondent.

: STRING [20]

**RAge**

Age of respondent.

: 0..120

**RDoB**

DoB of respondent

: DATETIME

**MonthAge**

Age of infant respondent (in months). : 0..97

**RDemiS**

Requires demi-span?

1 Yes

2 No

**WeekAge**

Age of infant respondent (in weeks). : 0..997

**RSex**

Sex of respondent.

1 Male

2 Female

**DrugClot**

Any anti-coagulant drugs recorded in the drugs section?

1 Yes

2 No

**NSeqNo**

Nurse Schedule number. : 0..2

**IF (participant refused nurse visit) THEN**

**RefInfo**

NURSE: (*Respondent name*) is recorded as having refused a nurse visit.  
Please check if *he/she* has changed *his/her* mind."

- |   |        |                                   |
|---|--------|-----------------------------------|
| 1 | Change | "Yes, now agrees to nurse visit", |
| 2 | Still  | "No, still refuses nurse visit"   |

**IF (Respondent agreed nurse visit) THEN**

**Info**

NURSE: You are in the Nurse Schedule for...

Person	( <i>Person number</i> )
Name	( <i>Respondent name</i> )
Age	( <i>Respondent age at date of 1<sup>st</sup> interviewer visit</i> )
DOB	( <i>Respondent date of birth</i> )
Sex	( <i>Respondent sex</i> )
Height	( <i>Respondent Height cm</i> )
Weight	( <i>Respondent Weight kg</i> )
BMI	( <i>Respondent BMI</i> )

- |   |     |   |
|---|-----|---|
| 1 | Yes | "Yes, I will do the interview now"            |
| 2 | No  | "No, I will not be able to do this interview" |

**IF (respondent was unsure about nurse visit) THEN**

**Info**

NURSE: You are in the Nurse Schedule for...

Person	( <i>Person number</i> )
Name	( <i>Respondent name</i> )
Age	( <i>Respondent age at date of 1<sup>st</sup> interviewer visit</i> )
DOB	( <i>Respondent date of birth</i> )
Sex	( <i>Respondent sex</i> )
Height	( <i>Respondent Height cm</i> )
Weight	( <i>Respondent Weight kg</i> )
BMI	( <i>Respondent BMI</i> )

NURSE: THIS RESPONDENT WAS UNSURE ABOUT THE NURSE VISIT WHEN ASKED BY THE INTERVIEWER.

**IF (RefInfo = Change) THEN**

**Info**

NURSE: You are in the Nurse Schedule for...

Person	( <i>Person number</i> )
Name	( <i>Respondent name</i> )
Age	( <i>Respondent age at date of 1<sup>st</sup> interviewer visit</i> )
DOB	( <i>Respondent date of birth</i> )
Sex	( <i>Respondent sex</i> )
Height	( <i>Respondent Height cm</i> )
Weight	( <i>Respondent Weight kg</i> )
BMI	( <i>Respondent BMI</i> )

NURSE: THIS RESPONDENT REFUSED THE NURSE VISIT WHEN ASKED BY THE INTERVIEWER BUT HAS NOW AGREED.

**InfoS**

Safety copy of Info

- |   |     |                                     |
|---|-----|-------------------------------------|
| 1 | Yes | "Yes, I will do the interview now", |
|---|-----|-------------------------------------|

NDNS YEAR 6 CAPI\_NURSE

2 No "No, I will not be able to do this interview"

**StrtNur**

Start time of the interview : TIMETYPE

**MachDate**

Automatically recorded date of interview: DATETYPE

**NEndDate**

Date at end of interview : DATETYPE

**DateOK**

NURSE : Today's date according to the laptop is (*Date*).

Is this the correct date?

1 Yes

2 No

**NurDate**

NURSE: Enter the date of this interview: DATETYPE

**NDoBD**

Can I just check your date of birth?

NURSE : Enter day, month and year of (*respondent's name*)'s date of birth separately. Enter the **day** here.

: 1...31

**NDoBM**

NURSE : Enter the code for the **month** of (*respondent's name*)'s date of birth.

1 January

2 February

3 March

4 April

5 May

6 June

7 July

8 August

9 September

10 October

11 November

12 December

**NDoBY**

NURSE: Enter the **year** of (*respondent's name*)'s date of birth.

: 1890..2012

**NDoB**

Date of birth (derived)

: DATETYPE

**IF (NDoB <> RDoB) THEN**

**DoBDisc**

NURSE: Please explain the difference between date of birth the Interviewer recorded (Date of birth of respondent) and date of birth you have just recorded (Date of birth derived).

:OPEN

**HHAge**

Age of respondent based on Nurse entered date of birth and date at time of household interview.

: 0..120

**ConfAge**

: 0..120

**IF (Age ≤ 15) THEN**

**CParInt**

NURSE: A child can **only** be interviewed with the permission of, and in the presence of, their parent or a person who has (permanent) legal parental responsibility (*specify names*), "parent".

No measurements should be carried out without the agreement of both the parent **and** the child.

N.B Written child assent, where appropriate, should also be sought from children who are able to give it.

Press <1> and <Enter> to continue.

1 Continue

**InfSH**

Have you read and understood the (*parent/guardian*) nurse information sheet and have I answered any questions you may have

1 Yes "Read and understood info sheet",

2 No "Not read or understood info sheet"

**If (InfoSh=Yes)**

**Code01**

NURSE: ASK RESPONDENT TO INITIAL **STATEMENT 1** BOX IN THE CONSENTS' SECTION IN THE OFFICE BOOKLET **AND** THE PERSONAL CONSENT BOOKLET.

**MAKE SURE YOU USE THE CORRECT AGE CONSENT FORM**

MAKE SURE RESPONDENT'S NAME IS FILLED IN IN **BOTH** COPIES.

ASK RESPONDENT TO SIGN AND DATE AT THE BOTTOM OF THE PAGE IN **BOTH** COPIES.

CIRCLE **CONSENT CODE 01** AT QUESTION 8 ON FRONT OF THE OFFICE CONSENT BOOKLET

Press <1> and <Enter> to continue,

1 Continue

**If (InfSh=No)**

**Code02**

NURSE: CIRCLE **CONSENT CODE 02** AT QUESTION 8 ON FRONT OF THE OFFICE CONSENT BOOKLET.

Press <1> and <Enter> to continue.

1 Continue

**IF (InfSh=Yes) THEN**

**WDraw**

NURSE: Are you aware **your/child's** participation is voluntary and that you/they can withdraw at any time?"

1 Yes "I understand voluntary and can withdraw",

2 No "I don't understand voluntary and can withdraw"

**If (WDraw=Yes)**

**Code03**

NURSE: ASK RESPONDENT TO INITIAL **STATEMENT 2** BOX IN THE CONSENTS' SECTION IN THE OFFICE CONSENT BOOKLET **AND** THE PERSONAL CONSENT BOOKLET.

**MAKE SURE YOU USE THE CORRECT AGE CONSENT FORM.**

MAKE SURE RESPONDENT'S NAME IS FILLED IN IN **BOTH** COPIES.

ASK RESPONDENT TO SIGN AND DATE AT THE BOTTOM OF THE PAGE IN **BOTH** COPIES.

CIRCLE **CONSENT CODE 03** AT QUESTION 8 ON FRONT OF THE OFFICE CONSENT BOOKLET.

Press <1> and <Enter> to continue.

1 Continue

**IF (WDraw=No)**

**Code04**

CIRCLE **CONSENT CODE 04** AT QUESTION 8 ON FRONT OF THE OFFICE CONSENT BOOKLET.

Press <1> and <Enter> to continue.

1 Continue

**IF (WDraw=Yes) AND (HHAge IN (5..15) THEN**

**ChAss**

NURSE: GO THROUGH THE CHILD ASSENT FORM.

IF POSSIBLE AND CHILD AGREES, ASK THE CHILD TO COMPLETE (CIRCLING EACH STATEMENT), SIGN AND DATE THE FORM.

YOU AS THE NURSE MUST ALSO SIGN THE FORM.

HAS CHILD ASSENT BEEN GIVEN?

1 Yes

2 No

**If (ChAss=No)**

**ChAssN**

NURSE: WHY HAS CHILD ASSENT NOT BEEN GIVEN?

BECAUSE THE PARENT / LEGAL GUARDIAN HAS CONSENTED TO THEIR CHILD'S PARTICIPATION YOU CAN STILL CONTINUE WITH THIS VISIT.

1 Yng "Child too young to read and/or write",

2 Und "Child too young to understand the study or their participation",

3 Other "Other answer"

**IF (ChAssN=Other)**

**ChAssNO**

NURSE: Please state other reason why child assent has not been given."

:OPEN



**IF (Sex=Female) AND (Age = 16- 49) THEN**

**PregNTJ**

Can I check, are you pregnant or breastfeeding at the moment?

- 1 Yes
- 2 No

**IF (PregNTJ = No) THEN**

**HlthCh**

(Can I just check,) have there been any changes to you/your child's general health since you/he/she were/was visited by the interviewer?

- 1 Yes
- 2 No

**IF (HlthCh = Yes) THEN**

**HlthChWh**

INTERVIEWER: PLEASE RECORD DETAILS OF THE RESPONDENT'S CHANGE IN GENERAL HEALTH.

: OPEN

**IF (PregNTJ = No) THEN**

**MedCNJD**

Are /is you/(*child's name*) taking or using any medicines, pills, syrups, ointments, puffers or injections prescribed for you/ (him/her) by a doctor or a nurse?

NURSE: If statins have been prescribed by a doctor please code them here. If they have been bought without a prescription code at Statins question.

NURSE: INCLUDE DIETARY SUPPLEMENTS AS LONG AS PRESCRIBED. MEDICINES SHOULD BE BEING TAKEN NOW, OR BE CURRENT PRESCRIPTIONS FOR USE 'AS REQUIRED.'

- 1 Yes
- 2 No

**IF (NCPregJ=No) AND(age >= 16) THEN**

**Statins**

Are you taking statins (drugs to lower cholesterol) bought over the counter from a pharmacist, without the prescription of a doctor?

- 1 Yes
- 2 No

**IF (Statins = Yes) THEN**

**StatinA**

Have you taken/used any statins in the last 7 days?

- 1 Yes
- 2 No

**IF (MedCNJD = Yes) THEN**

**MedIntro**

Could I take down the names of the medicines, including pills, syrups, ointments, puffers or injections, prescribed for you/(*child's name*) by a doctor?

Press <1> and <Enter> to continue.

- 1 Continue

**DrCod1**

NURSE:

To do the drug coding now, press <Ctrl Enter>, select **Drug\_Coding:**

**^AXDMName[NSeqNo]** with the highlight bar and press <Enter>.

Else, press 1 and <Enter> to continue

1 Continue

**IF (Sex = Female) AND (Age = 10-15) THEN**

**UPreg**

NURSE: Has the respondent (*or her parent/ "parent"*) told you that she is pregnant or breastfeeding?

Do **not** ask for this information - only code whether or not it has been volunteered.

1 Pregnant "Yes, told me she is pregnant/breastfeeding"

2 NotTold "No, **not** told me she is pregnant/breastfeeding"

**NoBP**

NURSE: No blood pressure reading to be done.

Press <1> and <Enter> to continue.

1 Continue

**IF (PregNTJ= Yes) OR (UPreg = Pregnant) THEN**

**PregMes**

NURSE: Respondent is pregnant. No measurements to be done.

1 Continue

**IF (Age >=8) AND ((BSWill = No) OR (ClotB = Yes or NONRESPONSE) OR (Fit = Yes OR NONRESPONSE) OR (Age = 2-3) OR (GuardCon = No) OR ((AmetopUse= Yes) AND Allergy = Yes) AND (NoAmetop = No)) OR (CBSCnst = No)) THEN**

**NoCodes**

NURSE: NO BLOOD TO BE TAKEN.

CIRCLE **CONSENT CODES 12, 14, and 16** AT QUESTION 8 ON FRONT OF THE OFFICE CONSENT BOOKLET.

Press <1> and <Enter> to continue.

1 Continue

**IF (PregNTJ = Yes) OR (UPreg = Pregnant) THEN**

**NoCodeB**

NURSE: NO MEASUREMENTS TO BE TAKEN.

CIRCLE **CONSENT CODES 02, 04, 06, 08, 10, 12, 14 and 16** AT QUESTION 8 ON THE FRONT OF THE OFFICE CONSENT BOOKLET.

Press <1> and <Enter> to continue."

1 Continue

**IF (PregNTJ = No) OR (UPreg = Not Pregnant) THEN**

**AllCheck**

NURSE: Check before leaving the respondent:

**#That (respondent's name) has their Personal Consent Booklet.**

**#That full GP details are entered on front of the Office Consent Booklet.**

**#The name by which GP knows respondent is entered on the front of the Office**

**Consent Booklet.**

**#That all respondent details are completed on front of the Office Consent Booklet.**

**#That all necessary signatures have been collected in both consent booklets.**

**#That appropriate codes have been circled at Question 8 on the front of the office consent booklet. (For those who have agreed a return visit to give a blood samples, there will be further consents to collect at the return visit).**

Press <1> and <Enter> to continue.

1      Continue

**EndReach**

NURSE: End of questionnaire reached.

**IF (DoBlood [NSeqNo]= NotDone) THEN**

Don't forget to make an appointment to come back and take the blood sample.

Press <1> and <Enter> to continue.

1 Continue

**NurOut**

NURSE: Why were you not able to complete the nurse schedule for person (*Person Number: Respondent Name*)?

- 1 NotToBe (800) "Refuses nurse visit - not to be interviewed",
- 2 Complete (810) "Nurse schedule completed",
- 3 NoContact (820) "No contact made",
- 4 PerRef (830) "Refusal by person",
- 5 ProxRef (840) "Proxy refusal",
- 6 Broken (850) "Broken appointment",
- 7 IllHome (860) "Ill (at home)",
- 8 IllHosp (870) "Ill (in hospital)",
- 9 Away (880) "Away (other reason)",
- 10 Other (890) "Other reason for schedule not being completed"

**IF (Info = Yes) OR (InfSh = No) OR (WDraw = No) THEN**

**Thank**

NURSE: Thank respondent for his/her co-operation.

Then press <1> and <Enter> to finish.

1 Continue

**StrtTime**

Start time for : (Module name)

Just press <Enter>

: ARRAY [0..10] OF TIMETYPE

**Elapsed**

Timing for : (Module name)

Just press <Enter>."

: ARRAY [0..10] OF TTime,

## INFANT LENGTH

FOR RESPONDENTS AGED 18 MONTHS TO 2 YEARS

### IF (Age < 2) THEN

#### LgthMod

NURSE: Now follows the *Infant Length* module

Please press <1> and <Enter> to continue.

1 Continue

### IF (Age < 2) THEN

#### LgthInt

(As I mentioned earlier,) I would like to measure (*child's name*)'s length.

IF ASKED: This gives us information about your child's growth.

- 1 Agree "Length measurement agreed"
- 2 Refuse "Length measurement refused"
- 3 Unable "Unable to measure length for other reason"

### IF (LgthInt = Agree) THEN

#### Length

NURSE: Measure infant's length and record in centimetres.

If measurement not obtained, enter '999.9'.

Range: 40.0..999.9

### IF (Length = RESPONSE) and (Length <> 999.9) THEN

#### LgthRel

NURSE: Is this measurement reliable?

- 1 Yes
- 2 No

### IF (Length=999.9 or EMPTY) THEN

#### YNoLgth

NURSE: Give reason for not obtaining a length measurement

- 1 Refuse "Measurement refused"
- 2 TryNot "Attempted, not obtained"
- 3 NoTry "Measurement not attempted"

### IF (YNoLgth = Refuse.. NoTry) OR (LgthInt = Refuse, Unable) THEN

#### NoAttL

NURSE: Give reason for (*refusal/not obtaining measurement/not attempting the measurement*).

- 1 Asleep "Child asleep"
- 2 Fright "Child too frightened or upset"
- 3 Shy "Child too shy"
- 4 Lie "Child would not lie still"
- 95 Other "Other reason(s)"

**IF (NoAttL = Other) THEN**

**OthNLth**

NURSE: Enter details of other reason(s) for not obtaining/attempting the length measurement.

: STRING [100]

**IF (Length = RESPONSE) and (Length <> 999.9) THEN**

**MbkLgth**

NURSE: Write the results of the length measurement on respondent's Measurement Record Card.

Press <1> and <Enter> to continue

1      Continue

**PRESCRIBED MEDICATIONS**

*{Following questions asked as a loop:}*

**IF (MedCNJD = Yes) THEN**

**MedBI**

NURSE: Enter name of drug no

Ask if you can see the containers for all prescribed medicines currently being taken.

If Aspirin, record dosage as well as name.

: STRING[50]

**MedBIA**

Have/Has you/(*child's name*) taken/used (*text from MedBI*) in the last 7 days?

1 Yes

2 No

**MedBIC**

NURSE CHECK: Any more drugs to enter?

1 Yes

2 No


## BLOOD PRESSURE

**FOR RESPONDENTS AGED 5 AND OVER WHO ARE NOT PREGNANT**

### ASK ALL AGED 5+ EXCEPT PREGNANT WOMEN

#### BPMod

NURSE: Now follows the **Blood Pressure** module.

Press <1> and <Enter> to continue.

1 Continue

### IF (Age >=16) THEN

#### BPIntro

(As I mentioned earlier) We would like to measure your/(*child's name*)'s blood pressure. The analysis of blood pressure readings will tell us a lot about the health of the population.

Press <1> and <Enter> to continue

1 Continue

### IF (Age 5 -15) THEN

#### BPBlurb

NURSE: Read out to parent (*'parent'*):

(As I mentioned earlier) we would like to measure your/(*child's name*)'s blood pressure. If you wish, I will write the results on your/(*his/her*) Measurement Record Card.

I will not, however, be able to tell you what the results mean. This has to be calculated using your/(*his/her*) age, sex and height. Also blood pressure can vary from day to day and throughout the day, so one high reading would not necessarily mean that you/(*he/she*) have/(*has*) high blood pressure.

However, if you would like us to, we will send your/(*his/her*) results to your/(*his/her*) GP who is better placed to interpret them. In the unlikely event that (*respondent's name*) should be found to have a high blood pressure for your/(*his/her*) age and height, we shall advise your/(*his/her*) GP (with your permission) that your/(*his/her*) blood pressure should be measured again.

Press <1> and <Enter> to continue.

1 Continue

#### BPConst

NURSE: Does the respondent agree to blood pressure measurement?

- |   |        |  |
|---|--------|--|
| 1 | Agree  | "Yes, agrees"  |
| 2 | Refuse | "No, refuses"  |
| 3 | Unable | "Unable to measure BP for reason other than refusal" |

### IF (BPConst = Agree) AND (Age >=13 -65) THEN

#### ConSubX

May I just check, have you eaten, smoked, drunk alcohol or done any exercise in the past 30 minutes?

CODE ALL THAT APPLY.

- |   |          |                          |
|---|----------|--------------------------|
| 1 | Eat      | "Eaten"                  |
| 2 | Smoke    | "Smoked"                 |
| 3 | Drink    | "Drunk alcohol"          |
| 4 | Exercise | "Done vigorous exercise" |
| 5 | None     | "(None of these)"        |

### IF (BPConst = Agree) AND (Age >65 ) THEN



**ConSubX**

May I just check, have you eaten, smoked, drunk alcohol or done any exercise in the past 30 minutes?

CODE ALL THAT APPLY.

- |   |          |                   |
|---|----------|-------------------|
| 1 | Eat      | "Eaten"           |
| 2 | Smoke    | "Smoked"          |
| 3 | Drink    | "Drunk alcohol"   |
| 4 | Exercise | "Done exercise"   |
| 5 | None     | "(None of these)" |

**IF (BPConst = Agree) AND (Age 5 - 12) THEN**

**ConSubX2**

May I just check, has (*respondent's name*) eaten, or done any vigorous exercise, in the past 30 minutes?

CODE ALL THAT APPLY.

- |   |          |                          |
|---|----------|--------------------------|
| 1 | Eat      | "Eaten"                  |
| 2 | Exercise | "Done vigorous exercise" |
| 3 | None     | "Neither"                |

**DINNo**

NURSE: Please record the Omron serial number.

E.g. if it says 'LOM 111', enter '111'

: 001..999

**IF (BPConst=Agree)**

**CufSize**

NURSE: Select cuff and attach to the respondent's **right** arm. Ask the respondent to sit still for five minutes.

READ OUT: 'I am going to leave you to sit quietly now for 5 minutes. During that time you must not read and your legs are to remain uncrossed. After the 5 minutes, I will carry out 3 recordings with a minute between them. While I am doing these recordings I will not speak to you, and you must not speak to me. Once I have completed the recordings I will tell you what they are.'

Record cuff size chosen.

Cuff size

- |   |        |                     |
|---|--------|---------------------|
| 1 | Small  | "Small (15-22 cm)"  |
| 2 | Medium | "Medium (22-32 cm)" |
| 3 | Large  | "Large (32-42 cm)"  |

**Sys to Pulse repeated for up to three blood pressure readings**

**Sys**

NURSE: Enter the (*first/second/third*) **systolic reading** (mmHg). If reading not obtained, enter 999.

: 001..999

**Dias**

NURSE: Enter the (*first/second/third*) **diastolic reading** (mmHg). If reading not obtained, enter 999.

: 001..999

**Pulse**

NURSE: Enter the (*first/second/third*) **pulse reading** (bpm). If reading not obtained, enter 999.

: 001..999

**Full**

All readings OK

- |   |     |
|---|-----|
| 1 | Yes |
| 2 | No  |

**IF (AT LEAST ONE '999' RESPONSE IN ALL THREE SETS OF READINGS) THEN  
YNoBP**

NURSE: Enter reason for not recording any full BP readings.

- |   |         |   |
|---|---------|---|
| 1 | Tried   | "Blood pressure measurement attempted but not obtained" |
| 2 | NoTry   | "Blood pressure measurement not attempted"              |
| 3 | Refused | "Blood pressure measurement refused"                    |

**RespBPS**

- |   |         |           |
|---|---------|-----------|
| 1 | Three   | "Three"   |
| 2 | Two     | "Two"     |
| 3 | One     | "One"     |
| 4 | Tried   | "Tried"   |
| 5 | NoTry   | "NoTry"   |
| 6 | Refused | "Refused" |

**IF (RespBPS = Two..Refused) OR (BPCConst = Refuse) THEN**

**NAttBPD2**

NURSE: Record why (*only two readings obtained/only one reading obtained/reading not obtained/reading not attempted/reading refused/unable to take reading*).

CODE ALL THAT APPLY.

- |   |        |   |
|---|--------|---|
| 0 | PC     | "Problems with PC/ laptop"                          |
| 1 | Upset  | "Respondent upset/anxious/nervous"                  |
| 2 | Error1 | "Error reading"                                     |
| 3 | Shy    | "Too shy (children)"                                |
| 4 | Fidget | "Child would not sit still long enough (children)"  |
| 5 | Other  | "Other reason(s) (specify at next question)"        |
| 6 | Cuff   | "Problems with Cuff fitting/painful"                |
| 7 | Omron  | "Problems with Omron readings (zeros, no readings)" |

**IF (NAttBPD2 = Other) THEN**

**OthNBP**

NURSE: Enter full details of other reason(s) for not obtaining/attempting three BP readings.  
: STRING [140]

**IF (RespBPS = One, Two or Three) THEN**

**DifBPC**

NURSE: Record any problems taking readings.

CODE ALL THAT APPLY.

- |   |          |  |
|---|----------|--|
| 1 | NoProb   | "No problems taking blood pressure"                        |
| 2 | LeftOnly | "Reading taken on left arm because right arm not suitable" |
| 3 | Upset    | "Respondent was upset/anxious/nervous"                     |
| 4 | Other    | "Other problems (specify at next question)"                |
| 5 | Cuff     | "Problems with cuff fitting/painful"                       |
| 6 | Omron    | "Problems with Omron readings (zeros, no readings)"        |

**IF (DifBPC = Other) THEN**

**OthDifBP**

NURSE: Record full details of other problem(s) taking readings.

: STRING [140]

**IF (RespBPS = One, Two or Three) THEN**

**GPreGBP**

Are/Is you/(*child's name*) registered with a GP?

1 Yes

2 No

**IF (GPreGBP = Yes) THEN**

**GPSeD**

May we send your/(*child's name*)'s blood pressure readings to your/(his/her) GP?

1 Yes

2 No

**IF (GPSeD = No) THEN**

**GPRefC**

NURSE: Specify reason(s) for refusal to allow BP readings to be sent to GP. CODE ALL THAT APPLY.

1 NeverSee "Hardly/Never sees GP"

2 GPKnows "GP knows respondent's BP level"

3 Bother "Does not want to bother GP"

4 Other "Other (specify at next question)"

**IF (GPRefC = Other) THEN**

**OthRefC**

NURSE: Give full details of reason(s) for refusal.

: STRING [140]

**IF (GPreG <> Yes) OR (GPSeD = No) THEN**

**Code06**

NURSE: CIRCLE **CONSENT CODE 06** (NO CONSENT FOR BLOOD PRESSURE TO GP) AT QUESTION 8 ON FRONT OF OFFICE CONSENT BOOKLET.

Press <1> and <Enter> to continue.

1 Continue

**IF (GPSeD = Yes) THEN**

**Code05**

NURSE: FOR ADULTS OR CHILDREN AGED 4 TO 15 ASK RESPONDENT TO INITIAL CONSENT STATEMENT 3 'BLOOD PRESSURE RESULTS TO GP' IN THE OFFICE AND PERSONAL CONSENT BOOKLET

RESPONDENT TO SIGN AND DATE AT THE BOTTOM OF THE PAGE IN BOTH COPIES (IF NOT ALREADY DONE).

CHECK THAT GP NAME, ADDRESS AND PHONE NUMBER ARE RECORDED ON FRONT OF OFFICE CONSENT BOOKLET.

CHECK NAME BY WHICH GP KNOWS RESPONDENT, AND ENTER ON FRONT OF OFFICE CONSENT BOOKLET.

CIRCLE **CONSENT CODE 05** AT QUESTION 8 ON FRONT OF OFFICE CONSENT BOOKLET.

Press <1> and <Enter> to continue.

1 Continue

**IF (RespBPS = One, Two or Three) THEN**

**BPOffer**

NURSE: Offer blood pressure results to respondent/(respondent's parent).

*(Displays readings)*

Systolic      Diastolic      Pulse

i)

ii)

iii)

Enter these on *(respondent's name)*'s **Measurement Record Card**

Press <1> and <Enter> to continue

1      Continue

**IF (age >= 16) AND (conrais = 1) THEN**

TICK THE CONSIDERABLY RAISED BOX AND READ OUT TO RESPONDENT:

Your blood pressure is high today.

Blood pressure can vary from day to day and throughout the day so that one high reading does not necessarily mean that you suffer from high blood pressure.

You are strongly advised to visit your GP within 5 days to have a further blood pressure reading to see whether this is a once-off finding or not.

NURSE: If RESPONDENT IS ELDERLY, ADVISE HIM/ HER TO CONTACT GP WITHIN NEXT 7-10 DAYS.

**IF (age >= 16) AND (modrais = 1) THEN**

TICK THE MODERATELY RAISED BOX AND READ OUT TO RESPONDENT

Your blood pressure is a bit high today.

Blood pressure can vary from day to day and throughout the day so that one high reading does not necessarily mean that you suffer from high blood pressure.

You are advised to visit your GP within 2-3 weeks to have a further blood pressure reading to see whether this is a once-off finding or not.

**IF (age >= 16) AND (milrais = 1) THEN**

TICK THE MILDLY RAISED BOX AND READ OUT TO RESPONDENT

Your blood pressure is a bit high today.

Blood pressure can vary from day to day and throughout the day so that one high reading does not necessarily mean that you suffer from high blood pressure.

You are advised to visit your GP within 3 months to have a further blood pressure reading to see whether this is a once-off finding or not.

**IF (age >= 16) AND (normbp = 1) THEN**

TICK THE NORMAL BOX AND READ OUT TO RESPONDENT

Your blood pressure is normal.

## DEMI-SPAN

### FOR ALL RESPONDENTS AGED 65 AND OVER OR THOSE WITH AN UNRELIABLE HEIGHT MEASUREMENT

#### ASK ALL AGED 65+ OR AGED 16-64 WITH UNRELIABLE HEIGHT MEASUREMENT

##### SpanIntro

NURSE: Now follows the *Measurement of Demi-span*.

Press <1> and <Enter> to continue.

1 Continue

##### SpanInt

I would now like to measure the length of your arm. Like height, it is an indicator of size.

NURSE CODE:

1	Agree	"Respondent agrees to have demi-span measured"
2	Refuse	"Respondent refuses to have demi-span measured"
3	Unable	"Unable to measure demi-span for reason other than refusal"

**Repeat for up to three demi-span measurements.**

**Third measurement taken only if first two measurements differ by more than 3cm.**

**IF (SpanInt = Agree) THEN**

##### Span

NURSE: Enter the (*first/second/third*) demi-span measurement in centimetres. If measurement not obtained, enter '999.9'.

: Range: 5.0..1000.0

**IF (Span <> 999.9) THEN**

##### SpanRel

NURSE: Is the (*first/second/third*) measurement reliable?

1	Yes
2	No

**IF (Span = 999.9 (both attempts)) THEN**

##### YNoSpan

NURSE: Give reason for not obtaining at least one demi-span measurement.

1	Refuse	"Measurement refused"
2	TryNot	"Attempted but not obtained"
3	NoTry	"Measurement not attempted"

**IF (YNoSpan = Refuse OR TryNot OR NoTry) THEN**

##### NotAttM

NURSE: Give reason for (*refusal/not obtaining measurement/measurement not being attempted*).

1	Bent	"Cannot straighten arms"
2	Bed	"Respondent confined to bed"
3	Stoop	"Respondent too stooped"
4	NotUnd	"Respondent did not understand the procedure"
5	Other	"Other"

**IF (NotAttM = Other) THEN**

**OthAttM**

NURSE: Give full details of other reason for (*refusal/not obtaining measurement/measurement not being attempted*).

: STRING [140]

**IF (Span <> 999.9) THEN**

**SpnM**

NURSE CHECK: Demi-span was measured with the respondent:

CODE ALL THAT APPLY.

- |   |         |  |
|---|---------|--|
| 1 | Wall    | "Standing against the wall"                                  |
| 2 | NoWall  | "Standing not against the wall"                              |
| 3 | Sitting |  |
| 4 | Lying   | "Lying down"   |
| 5 | LeftArm | "Demi-span measured on left arm due to unsuitable right arm" |

**IF (Span <> 999.9) THEN**

**DSCard**

NURSE: Write results of demi-span measurement on respondent's Measurement Record Card.

Press <1> and <Enter> to continue.

- |   |          |
|---|----------|
| 1 | Continue |
|---|----------|

## WAIST AND HIP

**FOR RESPONDENTS AGED 11 AND OVER WHO ARE NOT PREGNANT**

### ASK ALL RESPONDENTS AGED 11+ EXCEPT PREGNANT WOMEN

#### WHMod

NURSE: Now follows the *Waist and Hip Circumference Measurement*.

Press <1> and <Enter> to continue.

1 Continue

#### WHIntro

I would now like to measure your waist and hips. The waist relative to hip measurement is very useful for assessing the distribution of weight over the body.

NURSE CODE:

1	Agree	"Respondent agrees to have waist/hip ratio measured"
2	Refuse	"Respondent refuses to have waist/hip ratio measured"
3	Unable	"Unable to measure waist/hip ratio for reason other than refusal"

**Repeat for up to three waist-hip measurements.**

**Third measurement taken only if first two measurements differ by more than 3cm.**

**IF (WHIntro = Agree) THEN**

#### Waist

NURSE: Measure the waist and hip circumferences **to the nearest mm**. Enter the *(first/second/third)* waist measurement in centimetres. (Remember to include the decimal point.)

If measurement not obtained, enter '999.9'. : Range: 40.0..1000.0

**IF (WHIntro = Agree) THEN**

#### Hip

NURSE: Measure the waist and hip circumferences **to the nearest mm**.

Enter the *(first/second/third)* measurement of hip circumference in centimetres. (Remember to include the decimal point.)

If measurement not obtained, enter '999.9'. Range: 50.0..1000.0

**IF (WHIntro = Agree) THEN**

#### RespWH

Imputed

1	Both	"Both obtained"
2	One	"One obtained"
3	Refused	"Refused"
4	NoTry	"NoTry"

**IF (Waist = 999.9 (either attempt) OR (Hip = 999.9 (either attempt)) THEN**

#### YNoWH

NURSE: Enter reason for not getting both measurements.

1	Refused	"Both measurements refused"
2	TryNot	"Attempted but not obtained"
3	NoTry	"Measurement not attempted"



**IF (RespWH = One OR Refused OR NoTry) OR (YNoWH = Refused) THEN**

**WHPNABM**

NURSE: Give reason(s) (for refusal/why unable/for not obtaining measurement/for not attempting/why only one measurement obtained).

CODE ALL THAT APPLY.

- |   |          |   |
|---|----------|---|
| 1 | ChairBnd | "Respondent is chairbound"                    |
| 2 | Bed      | "Respondent is confined to bed"               |
| 3 | Stoop    | "Respondent is too stooped"                   |
| 4 | NotUnd   | "Respondent did not understand the procedure" |
| 5 | Other    | "Other (SPECIFY AT NEXT QUESTION)"            |

**IF (WHPNABM = OthWH) THEN**

**OthWH**

NURSE: Give full details of 'other' reason(s) for not getting full waist/hip measurement.

: STRING [140]

**IF AT LEAST ONE WAIST MEASUREMENT OBTAINED (IF (Waist (1<sup>st</sup>) <> 999.9 AND Waist (1<sup>st</sup>) <> EMPTY) OR (Waist (2<sup>nd</sup>) <> 999.9 AND Waist (2<sup>nd</sup>) <> EMPTY)) THEN**

**WJRel**

NURSE: Record any problems with *waist* measurement:

- |   |          |   |
|---|----------|---|
| 1 | NoProb   | "No problems experienced, <i>reliable</i> waist measurement"                        |
| 2 | ProbRel  | "Problems experienced - waist measurement <i>likely to be reliable</i> "            |
| 3 | ProbSIUn | "Problems experienced - waist measurement likely to be <i>slightly unreliable</i> " |
| 4 | ProbUn   | "Problems experienced - waist measurement <i>likely to be unreliable</i> "          |

**IF (WJRel = ProbRel OR ProbSIUn OR ProbUn) THEN**

**ProbWJ**

NURSE: Record whether problems experienced are likely to increase or decrease the *waist* measurement.

- |   |          |                         |
|---|----------|-------------------------|
| 1 | Increase | "Increases measurement" |
| 2 | Decrease | "Decreases measurement" |

**IF AT LEAST ONE HIP MEASUREMENT OBTAINED IF ((Hip (1<sup>st</sup>) <> 999.9 AND Hip (1<sup>st</sup>) <> EMPTY) OR (Hip (2<sup>nd</sup>) <> 999.9 AND Hip (2<sup>nd</sup>) <> EMPTY)) THEN**

**HJRel**

NURSE: Record any problems with *hip* measurement:

- |   |          |   |
|---|----------|---|
| 1 | NoProb   | "No problems experienced, <i>reliable</i> hip measurement"                        |
| 2 | ProbRel  | "Problems experienced - hip measurement <i>likely to be reliable</i> "            |
| 3 | ProbSIUn | "Problems experienced - hip measurement likely to be <i>slightly unreliable</i> " |
| 4 | ProbUn   | "Problems experienced - hip measurement <i>likely to be unreliable</i> "          |

**IF (HJRel = ProbRel OR ProbSIUn OR ProbUn) THEN**

**ProbHJ**

NURSE: Record whether problems experienced are likely to increase or decrease the *hip* measurement.

- |   |          |                         |
|---|----------|-------------------------|
| 1 | Increase | "Increases measurement" |
| 2 | Decrease | "Decreases measurement" |

NDNS YEAR 6 CAPI\_NURSE

**IF (RespWH = Both OR One) THEN**

**WHRes**

NURSE: Offer to write results of waist and hip measurements, where applicable, onto respondent's Measurement Record Card.

Press <1> and <Enter> to continue.

1      Continue

## BMI TO GP CONSENT

**IF (GPRegBP <> Yes) THEN**

**GPRegBM**

NURSE CHECK: Is respondent registered with a GP?

- 1 Yes "Respondent registered with GP"
- 2 No "Respondent not registered with GP"

**IF (GPRegBP = Yes) THEN**

**ConsBMI**

During the first stage, the interviewer measured your height and weight and from this, your Body Mass Index (BMI) was calculated. BMI is a way of telling if you're a healthy weight for your height. May we send your BMI calculation to your GP?

NURSE: Tell them that it was calculated to be **(BMI measurement)**/ tell them that it is not available from first stage interview.

- 1 Yes
- 2 No

**IF (ConsBMI = Yes) THEN**

**Code07**

NURSE: ASK RESPONDENT TO INITIAL STATEMENT 4 IN 'BMI (TO GP) CONSENT' SECTION IN THE OFFICE CONSENT BOOKLET **AND** THE PERSONAL CONSENT BOOKLET. ASK RESPONDENT TO SIGN AND DATE AT THE BOTTOM OF THE PAGE IN BOTH COPIES (IF NOT ALREADY DONE).

CIRCLE **CONSENT CODE 07** AT QUESTION 8 ON FRONT OF OFFICE CONSENT BOOKLET.

Press <1> and <Enter> to continue

- 1 Continue

**IF (ConsBMI = No) OR (PBMI<>RESPONSE) THEN**

**Code08**

NURSE: THE RESPONDENT DOES **NOT** WANT THEIR BMI CALCULATION SENT TO THEIR GP/ WE DO NOT HAVE A BMI MEASUREMENT FOR THIS RESPONDENT SO WE CANNOT SEND IT TO THEIR GP.

CIRCLE **CONSENT CODE 08** (NO CONSENT FOR FOR BMI TO GP) AT QUESTION 8 ON FRONT OF OFFICE CONSENT BOOKLET.

Press <1> and <Enter> to continue

- 1 Continue

## **BLOOD SAMPLE**

**FOR ALL RESPONDENTS WHO ARE NOT PREGNANT**

### **ASK ALL RESPONDENTS AGED 4+ EXCEPT PREGNANT WOMEN**

#### **BIIntro**

NURSE: NOW FOLLOWS THE **BLOOD SAMPLE** MODULE.

NURSE: EXPLAIN THE PURPOSE AND PROCEDURE OF THE FASTING BLOOD SAMPLE.

GIVE RESPONDENT RELEVANT LEAFLETS.

Press <1> and <Enter> to continue.

1 Continue

### **IF (age <16) THEN**

#### **ClotB**

**ASK PARENT** ('*parent name*'): May I just check, do/does you/(*child's name*) have a clotting or bleeding disorder or are/is you/he/she currently on anti-coagulant drugs such as Warfarin?

(NURSE: Aspirin therapy is not a contraindication for blood sample.)

1 Yes

2 No

### **IF (age < 16) AND (ClotB = No) THEN**

#### **Fit**

**ASK PARENT** ('*parent name*'): May I just check, have/has you/(*child's name*) ever had a fit (including epileptic fit, convulsion, convulsion associated with high fever)?

1 Yes

2 No

### **IF (age >=16) THEN**

#### **ClotBA**

May I just check, do you have a clotting or bleeding disorder or are you currently on anti-coagulant drugs such as Warfarin?

(NURSE: Aspirin therapy is not a contraindication for blood sample.)

NOTE TO NURSE: CLOPIDOGREL, PERSANTIN, DIPYRIDAMOLE AND OTHER ANTI-PLATELET DRUGS ARE NOT A CONTRAINDICATION FOR BLOOD SAMPLE

1 Yes

2 No

### **IF (age >= 16) AND (ClotBA=No) THEN**

#### **FitA**

May I just check, have you had a fit (including epileptic fit or convulsion,) in the last five years?

1 Yes

2 No

**IF (age >= 16) AND (ClotBA = No) AND (FitA = No) THEN**

**BSWill**

**ASK CHILD:** Would you be willing to have a fasting blood sample taken?

**NURSE:** THE RESPONDENT SHOULD FAST FOR 8 HOURS. REMIND HE/SHE THAT THEY SHOULD DRINK WATER AS NORMAL.

- 1 Yes "Yes"
- 2 No "No"
- 3 Unable "Respondent unable to give a blood sample for reason other than refusal (please specify at next question)"

**IF (age>=4 – 16) AND (ClotB = No) AND (Fit = No) THEN**

**CBSCnst**

**ASK PARENT** (*'parent'*): Are you willing for your child to have a blood sample taken?

**IF (AXMDAge=10) AND (CAgeNow = 11) THEN**

**NURSE:** AS RESPONDENT HAS TURNED 11 YEARS SINCE THE INTERVIEWER STAGE, YOU SHOULD TAKE THE BLOOD SAMPLE NOT A PAEDIATRIC PHLEBOTOMIST OR AN 'EXTENDED ROLE' NURSE (I.E. COMPLETED TRAINING TO TAKE BLOOD FROM CHILDREN AGED 6-10INC). n.b. FOR ALL OTHER PARTS OF THE VISIT INTERVIEW AGE IS STILL SET AS 10 YEARS FROM THE INTERVIEWER STAGE.

**IF (Age <11) THEN**

**NURSE** AS RESPONDENT IS 1 YEARS OR UNDER, A PAEDIATRIC PHLEBOTOMIST OR AN "EXTENDED ROLE" NURSE (I.E. COMPLETED TRAINING TO TAKE BLOOD FROM CHIDLREN AGED 6-10 INC) MUST TAKE THE BLOOD SAMPLE.

CHILDREN AGED 4 AND OVER SHOULD PROVIDE A FASTING SAMPLE.

- 1 Yes
- 2 No
- 3 Unable "Respondent unable to give blood sample for reason other than refusal (please specify at next question)"

**IF (BSWill = Yes) or (CBSCnst = Yes) THEN**

**LabChk**

**NURSE:** CHECK THE PARTICIPANT'S DATE OF BIRTH AND GENDER AGAINST THE BARCODED LABELS ON THE MONOVETTE TUBES.

**Date of birth:**

**Gender:**

**IF ANY DETAIL IS INCORRECT CONTACT HNR IMMEDIATELY**

Press <1> and <Enter> to continue

**IF (BSWill = No) OR (CBSCnst = No) THEN**

**RefBSC**

**NURSE:** Record why blood sample refused.

CODE ALL THAT APPLY.

- 1 PrevDiff "Previous difficulties with venepuncture"
- 2 Fear "Dislike/fear of needles"
- 3 RecTest "Respondent recently had blood test/health check"
- 4 Ill "Refused because of current illness"
- 5 HIV "Worried about HIV or AIDS"
- 6 NoPaed "No paediatric phlebotomist or 'extended role' nurse available"
- 7 Parent "Parent doesn't agree with it/thinks child too young"
- 8 Busy "Too busy"
- 9 Time "Time constraints (i.e. appointment timings not convenient)"
- 97 Other "Other"

**IF (RefBSC = Other) THEN OthRefBS**

NURSE: Give full details of other reason(s) for refusing blood sample. : STRING [135]

**IF (BSWill = Unable) OR (CBSConst = Unable) THEN**

**UnReas**

NURSE: Record why respondent unable to give a blood sample (i.e. reason other than refusal).  
: STRING[100]

**IF ((age < 16) AND (ClotB = Yes) OR (Fit = Yes)) OR ((age >= 16) AND (ClotBA = Yes) OR (FitA = Yes)) THEN**

**BSSStop**

NURSE: No Blood Samples should be taken from (respondent name)  
Ring **consent codes 10, 12, 14 and 16** on the consent booklet  
To continue with this schedule on the first visit, press <1> and <Enter>  
1       Continue

**IF (age >= 4) AND ((BSWill = Yes) OR (CBSCnst = Yes)) THEN**

**Diabetes**

NURSE: HAS THE RESPONDENT TOLD YOU THAT THEY ARE DIABETIC AND UNWILLING TO FAST?

IF RESPONDENT IS DIABETIC AND CONCERNED ABOUT FASTING, **PRESS F9 FOR GUIDANCE** ABOUT THE DIFFERENT MEASURES THAT A DIABETIC COULD TAKE AND STILL GIVE A FASTING BLOOD SAMPLE.

CODE BELOW WHETHER RESPONDENT WILLING TO GIVE A FASTING BLOOD SAMPLE.

**Acceptable procedures according to medication:**

...Respondents on oral hypoglycaemic medication should be able to fast without complications.

...Respondents on a combination of nighttime insulin and daytime tablets should also be able to fast unless they are known to have low blood sugar levels first thing in the morning. If they do have low blood sugar in the morning, they could still fast but should reduce their nighttime insulin by a small amount and have breakfast as soon as possible after the blood is taken.

...Respondents on insulin alone can also provide a fasting sample, but should be given special consideration. They should postpone their morning insulin and should be seen as early in the day as possible.

In every case, diabetics should have breakfast as soon as possible after blood is taken.

**Note that the option of providing a non-fasting sample is only open to diabetics and respondents under the age of 4. Blood should not be taken from respondents who are willing to provide a sample but are not prepared to fast.**

- |   |         |   |
|---|---------|---|
| 1 | NotDiab | "Not diabetic/not mentioned"                            |
| 2 | Yes     | "Diabetic and willing to give fasting blood"            |
| 3 | No      | "Diabetic and not willing to give fasting blood sample" |

**IF (Diabetes = No) THEN**

**DiabNF**

NURSE: THIS PERSON SHOULD GIVE A NON -FASTING BLOOD SAMPLE. THIS BLOOD SAMPLE SHOULD BE TAKEN AT THE SAME TIME AS A FASTING BLOOD SAMPLE FROM OTHER HOUSEHOLD MEMBERS (IF APPLICABLE).

Press <1> and <Enter> to continue.

- |   |          |
|---|----------|
| 1 | Continue |
|---|----------|

**IF (Diabetes = NotDiab OR Yes) THEN**

**IsTime**

NURSE: IS THE TIME CURRENTLY BEFORE 10 AM?

(The computer says time is (*time on laptop*))/ (When this question was originally answered the time was (*time in laptop*))

- |   |     |
|---|-----|
| 1 | Yes |
| 2 | No  |

**IsTimeT**

Time that *IsTime* was first asked.

: TIMETYPE

**IF (IsTime = Yes) AND (Computer time = before 10am) THEN**

**Eat**

Can I check, have you had anything to eat or drink (excluding water) in the last 8 hours?

- |   |     |
|---|-----|
| 1 | Yes |
| 2 | No  |

**IF (Age >=4 -11) AND (BSWill = Yes) OR (CBSCnst= Yes) AND (Diabetes = No) THEN**

**NFastBI**

NURSE: THIS RESPONDENT COULD GIVE A NON -FASTING BLOOD SAMPLE NOW.

BEFORE DECIDING WHETHER TO TAKE BLOOD, CHECK:

**IF ((age < 11) AND (Nurse = paediatric phlebotomist))**

ARE YOU A TRAINED PAEDIATRIC PHLEBOTOMIST OR A NURSE WHO HAS TAKEN ON THE 'EXTENDED ROLE' (I.E. CAN TAKE BLOODS FROM CHILDREN AGED 6-10 YEARS INC)?

(IF NO, CODE 2)

Are the labs open (i.e. is it Monday - Thursday)/expecting a sample?

Is there anyone else in the household who will give blood?

If so, could you take blood from both respondents at the same time (i.e. a return visit)?

CONSIDER THESE QUESTIONS AND CODE:

- 1 Yes Yes, I will take the blood sample now
- 2 No No, I will return at a later date to take the blood sample

**IF (Age >=11) AND (BSWill = Yes) OR (CBSConst= Yes) AND (Diabetes = No) THEN NFastBI**

NURSE: THIS RESPONDENT COULD GIVE A NON -FASTING BLOOD SAMPLE NOW. BEFORE DECIDING WHETHER TO TAKE BLOOD, CHECK:

Are the labs open (i.e. is it Monday - Thursday)/expecting a sample?

Is there anyone else in the household who will give blood?

If so, could you take blood from both respondents at the same time (i.e. a return visit)?

CONSIDER THESE QUESTIONS AND CODE:

- 1 Yes Yes, I will take the blood sample now
- 2 No No, I will return at a later date to take the blood sample

**IF (NFastBI = No) THEN**

**NFSAppt**

NURSE: ARRANGE AN APPOINTMENT WITH (*respondent's name*) TO TAKE A BLOOD SAMPLE. THIS SHOULD BE ON A MONDAY TO THURSDAY MORNING ONLY

Press <1> and<Enter> to continue.

- 1 Continue

**IF (Eat = No) AND (AGE<11)) THEN**

**FastBI**

NURSE: THIS RESPONDENT COULD GIVE A FASTING BLOOD SAMPLE NOW. BEFORE DECIDING WHETHER TO TAKE BLOOD, CHECK:

ARE YOU A TRAINED PAEDIATRIC PHLEBOTOMIST OR A NURSE WHO HAS TAKEN ON THE 'EXTENDED ROLE' (I.E. CAN TAKE BLOODS FROM CHILDREN AGED 6-10 YEARS INC)?

Are the labs open/expecting a sample?

Is there anyone else in the household who will give blood?

If so, you should take blood from both respondents at the same time.

CONSIDER THESE QUESTIONS AND CODE:

- 1 Yes "Yes, I will take the fasting blood sample now"
- 2 No "No, I will return at a later date to take the blood sample"

**IF (Eat = No) AND ((AGE >11) OR ((CAgeNow =11) AND (PSeqNo<>1)) THEN**

**FastBI**

NURSE: THIS RESPONDENT COULD GIVE A FASTING BLOOD SAMPLE NOW. BEFORE DECIDING WHETHER TO TAKE BLOOD, CHECK:

Are the labs open/expecting a sample?

Is there anyone else in the household who will give blood?

If so, you should take blood from both respondents at the same time.

CONSIDER THESE QUESTIONS AND CODE:

- 1 Yes "Yes, I will take the fasting blood sample now"
- 2 No "No, I will return at a later date to take the blood sample"

**IF (FastBI = No) THEN**



**FBAppt**

NURSE: ARRANGE AN APPOINTMENT WITH (*respondent's name*) TO TAKE A BLOOD SAMPLE. THIS SHOULD BE BEFORE 10AM, MONDAY TO THURSDAY ONLY

PRESS <1> AND <ENTER> TO CONTINUE.

1 Continue

**IF (age < 6) THEN**

**Amelnt**

NURSE: Explain that there is the option of using Ametop gel, but that a sample can be given without it.

Give parent/respondent the Ametop information sheet and allow them time to read it.

Ask respondent/parent whether they think they will want to use Ametop. If they do, you need to schedule your return appointment before 9.30am.

Press <1> and <Enter> to continue.

1 Continue

**IF (age = 6-15) THEN**

**Amelnt**

NURSE: Explain that there is the option of using Cryogestic spray or Ametop gel, but that a sample can be given without Cryogestic or Ametop.

Give parent/respondent the Cryogestic and Ametop information sheet and allow them time to read it.

Ask respondent/parent whether they think they will want to use Cryogestic or Ametop. If they do, you need to schedule your return appointment before 9.30am.

Press <1> and <Enter> to continue.

1 Continue

**IF (age >= 16) THEN**

**Amelnt**

NURSE: Explain that there is the option of using Cryogestic spray, but that a sample can be given without it.

Give parent/respondent the Cryogestic information sheet and allow them time to read it.

Ask respondent/parent whether they think they will want to use Cryogestic. If they do, you need to schedule your return appointment before 9.30am.

Press <1> and <Enter> to continue.

1 Continue

**IF BLOOD SAMPLE NOT TAKEN ON FIRST VISIT THEN**

**IntFBT**

NURSE: NOW FOLLOWS THE MODULE TO OBTAIN BLOOD SAMPLES.

Press <1> and <Enter> to continue.

1 Continue

**DateFBT**

Date at start of QFBTaken block

: DATETYPE

**Time FBT**

Date at start of QFBTaken block

: DATETYPE



**IF (PVisit<>1) ABD (age <16) THEN**

**TClotB**

**ASK PARENT (parent name):**

May I just check again, *does (child's name)* have a clotting or bleeding disorder or *is he/she* currently on anti-coagulant drugs such as Warfarin?

(NURSE: Aspirin therapy is not a contraindication for blood sample.)

- 1 Yes
- 2 No

**IF (age < 16) AND (TClotB=No) THEN**

**TFit**

**ASK PARENT (parent name):**

May I just check also, has *(child's name)* ever had a fit (including epileptic fit, convulsion, convulsion associated with high fever)?

- 1 Yes
- 2 No

**IF (PVisit<>1) AND (age >= 16) THEN**

**TClotBA**

May I just check, do you have a clotting or bleeding disorder or are you currently on anti-coagulant drugs such as Warfarin?

(NURSE: Aspirin therapy is not a contraindication for blood sample)

NOTE TO NURSE: CLOPIDOGREL, PERSANTIN, DIPYRIDAMOLE AND OTHER ANTI-PLATELET DRUGS ARE NOT A CONTRAINDICATION FOR BLOOD SAMPLE.

- 1 Yes
- 2 No

**IF (age > 16) AND (TClotBA= No) THEN**

**TFitA**

May I just check, have you had a fit (including epileptic fit or convulsion,) in the last five years?

- 1 Yes
- 2 No

**IF (PVisit = 2 AND Teat =YES) Then**

**TBSSStop**

NO BLOOD SAMPLES SHOULD BE TAKEN FROM *(Respondent's name)*. CIRCLE **CONSENT CODES 10, 12, 14 AND 16** AT QUESTION 8 ON FRONT OF THE OFFICE CONSENT BOOKLET.

To continue with this schedule on the first visit, press <1> and <Enter>

- 1 Continue

**IF (PVisit<>1) AND (TFitA = No) AND (Age >=4) AND (PDiabetes = 3)THEN**

**TEat**

Can I check, have you had anything to eat or drink (excluding water) in the last 8 hours?

**NURSE: Please note this respondent is a diabetic and is willing to give a non-fasting blood sample**

- 1 Yes
- 2 No

**IF (PVisit<>1) AND (TFitA = No) AND (Age >=4) THEN**

**TEat**

Can I check, have you had anything to eat or drink (excluding water) in the last 8 hours?

- 1 Yes
- 2 No

**IF (TFitC = No) AND (Age <4) THEN**

**ChEat**

Can I check, has (*respondent's name*) had anything to eat or drink (excluding water) in the last 8 hours?

- 1 Yes
- 2 No



**IF (TEat = Yes) OR (ChEat = Yes) THEN**

**ReArr**

NURSE: The respondent has eaten something and cannot give a fasting blood sample today. Try to rearrange the appointment for another day.

- 1 Appt "Appointment rearranged to take blood"
- 2 NoAppt "Not able to make another appointment"

**IF (2<sup>nd</sup> visit AND ReArr = NoAppt) OR (3<sup>rd</sup> visit) THEN**

**TBSStop**

NO BLOOD SAMPLES SHOULD BE TAKEN FROM (Respondent name). CIRCLE **CONSENT CODES 10, 12, 14 and 16** AT QUESTION 8 ON THE FRONT OF THE OFFICE CONSENT BOOKLET.

To continue with this schedule on the first visit, press <1> and <Enter>.

- 1 Continue

**IF (2<sup>nd</sup> visit AND ReArr = Appt) THEN**

**TBSNoV2**

NO BLOOD SAMPLES SHOULD BE TAKEN FROM (*respondent's name*) NOW. YOU WILL NEED TO MAKE ANOTHER VISIT TO TAKE BLOOD.

To continue with this schedule on the first visit, press <1> and <Enter>.

- 1 Continue

**IF (age >= 16) THEN**

**TBSWill**

Would you be willing to have a fasting/(non-fasting) blood sample taken?

- 1 Yes
- 2 No
- 3 Unable "Respondent unable to give blood for reason other than refusal (please specify at next question)"

**IF (age < 16) THEN**

**TCBSCnst**

**ASK PARENT**

Are you willing for your child to have a fasting/(non-fasting) blood sample taken? NURSE: CHECK THAT CHILD IS WILLING ALSO, EXPLAIN PROCESS AND REASSURE THEM.

**IF (age <11) AND (Date after 20/09/2013) THEN**

**EXTENDED ROLE NURSES CANNOT TAKE CHILD BLOODS AFTER 20 SEPT 2013 UNLESS THEY HAVE BEEN ON THE PAEDIATRIC VENEPUNCTURE PROGRAMME.**

**ELSEIF (age<11) THEN**

ONLY TRAINED PAEDIATRIC PHLEBOTOMISTS OR "EXTENDED ROLE" NURSES (I.E. COMPLETED TRAINING TO TAKE BLOOD FROM CHILDREN AGED 6-10 INC) SHOULD TAKE BLOOD FROM CHILDREN UNDER 11.

Remember up to 2 attempts at blood are now allowed for under 16's. The 2nd attempt must be from the other arm to the 1<sup>st</sup>.

- 1 Yes
- 2 No
- 3 Unable "Respondent unable to give blood for reason other than refusal (please specify at next question)"

**IF (age>=6) THEN**

**CryUse**

**ASK PARENT**

Do you want Cryogesic spray to be used?

- 1 Yes

2 No

**IF (CryUse= Yes) THEN**

**CryAll**

**ASK PARENT**

Has (child name)/ have you ever had a bad reaction to ethyl chloride?

NURSE: If respondent doesn't know enter Ctrl+k. The respondent can still use cryogestic spray.

1 Yes

2 No

**IF (CryAll=Yes) AND ( Age = 6-15) THEN**

**NoCry1**

NURSE: Cryogestic spray cannot be used. Is respondent willing to give a blood sample with the use of Ametop gel?

Code 1 if 'Yes, willing to give blood sample with Ametop gel'

Code 2 if 'Not with Ametop but will give a blood sample'

Code 3 if 'Not willing to give blood sample without Cryogestic'.

1 Yes "Willing to sample with Ametop"

2 NoAm "Not with Ametop but will give sample"

3 None "No blood sample"

**IF (CryAll=Yes) AND (age>=16) THEN**

**NoCry2**

NURSE: Cryogestic spray cannot be used. Is respondent willing to give a blood sample without Cryogestic spray?

Code 1 if 'Yes, willing to give blood sample without Cryogestic spray'

Code 2 if 'Not willing to give blood sample without Cryogestic'.

1 Yes "Willing to sample without Cryogestic"

2 None "No blood sample"

**IF (CryAll=No) OR (CryAll= NONRESPONSE) THEN**

**DoCry**

NURSE: **Blood sample with Cryogestic spray.**

- Check you have all applicable signatures.

- Apply Cryogestic spray following instructions.

Press <1> and <Enter> to continue.

1 Continue

**IF (TCBSCnst = Yes) AND (CryUse= No)THEN**

**AmetopUse**

**ASK PARENT**

Do you want Ametop gel to be used?

1 Yes

2 No

**IF (AmetopUse = Yes) THEN**

**Allergy**

**ASK PARENT**

Have/(Has) you/(he/she) ever had a bad reaction to a local or general anaesthetic bought over the counter at a chemist, or given at the doctor, the dentist or in hospital?

- 1 Yes
- 2 No

**IF (Allergy = Yes) THEN**

**NoAmetop**

NURSE: Ametop gel cannot be used. Is respondent willing to give blood sample without Ametop gel?

Code 1 if Yes, willing to give blood sample without Ametop gel

Code 2 if No, not willing to give blood sample without Ametop.

- 1 Yes "Yes, willing"
- 2 No "No, no blood sample"

**IF (Allergy = No) THEN**

**DoAmetop**

NURSE: **Blood sample with Ametop gel.**

- Apply Ametop gel following instructions.
- Wait at least half an hour before attempting blood sample.

Press <1> and <Enter> to continue.

- 1 Continue

**CryOrAm**

Whether used Cryogesic or Ametop (DV)

- 1 Cryogesic
- 2 Ametop
- 3 Neither
- 4 NoBlood

**If (CryOrAm = NoBlood) THEN**

**CryAmNo**

NURSE: Respondent cannot give blood.

Press <1> and <Enter> to continue.

- 1 Continue

**IF (TBSWill = No) OR (TCBSCnst = No) OR (TBSWill = Yes) OR (TCBSCnst=Yes) AND (CryOrAm=NoBlood) THEN**

**TRefBSC**

NURSE: Record why blood sample refused.

CODE ALL THAT APPLY.

- 1 PrevDiff "Previous difficulties with venepuncture",
- 2 Fear "Dislike/fear of needles",
- 3 RecTest "Respondent recently had blood test/health check",
- 4 Ill "Refused because of current illness",
- 5 HIV "Worried about HIV or AIDS",
- 6 NoPaed "No paediatric phlebotomist or 'extended role nurse available",
- 7 Parent "Parent doesn't agree with it/thinks child too young",
- 8 Busy "Too busy",
- 9 Time "Time constraints (i.e. appointment timings not convenient)",
- 10 Other "Other"

**IF (TRefBSC = Other) THEN**

**TOTHRef**



NURSE: Give full details of other reason(s) for refusing blood sample.  
: STRING [135]

**IF (TBSWill = Unable) OR (TCBSConst= Unable) THEN  
TUnReas**

NURSE: Record why respondent unable to give a blood sample (i.e. reason other than refusal).  
: STRING [100]

**IF (TBSWill = Yes) OR (TCBSConst = Yes) AND (CryOrAm <> NoBlood)  
BSConsC**

NURSE: EXPLAIN NEED FOR WRITTEN CONSENT (from parent):  
Before I can take any blood, I have to obtain written consent from you/ *(the written consent from both parent and child)*.

**If (Age >=5) THEN**

NURSE: IF THE CHILD IS ABLE PLEASE SEEK CHILD ASSENT.  
Press <1> and <Enter> to continue.  
1 Continue

**IF (Age = 18 months - 15 years) THEN  
GuardCon**

NURSE CHECK: Is a parent or person with legal responsibility willing to give consent?  
1 Yes  
2 No

**IF (GuardCon = No) THEN  
Ignore**

NURSE: Record details of why consent refused.  
: STRING [140]

**IF (GuardCon = Yes) THEN  
Code 09C**

NURSE:

- ASK PARENT/LEGAL GUARDIAN TO INITIAL **STATEMENT 4 FOR CHILDREN AGED 4-15 OR STATEMENT 3 FOR CHILDREN AGED 1.5-3** IN 'BLOOD SAMPLING CONSENTS' SECTION IN THE OFFICE CONSENT BOOKLET **AND** THE PERSONAL CONSENT BOOKLET.
- MAKE SURE CHILD/RESPONDENT'S NAME IS FILLED IN IN **BOTH** COPIES
- ASK PARENT/LEGAL GUARDIAN TO SIGN AND DATE AT THE BOTTOM OF THE PAGE IN **BOTH** COPIES (IF NOT ALREADY DONE SO).
- CIRCLE **CONSENT CODE 09** AT QUESTION 8 ON FRONT OF THE OFFICE CONSENT BOOKLET.
- IF THE CHILD IS AGED 5-15 YEARS ASK THEM TO FILL IN THE CHILD ASSENT FORM WHERE POSSIBLE.

Press <1> and <Enter> to continue.  
1 Continue

**Code09A**

NURSE:

- ASK RESPONDENT TO INITIAL **STATEMENT 5** IN 'BLOOD SAMPLING CONSENTS' SECTION IN THE OFFICE CONSENT BOOKLET **AND** THE PERSONAL CONSENT BOOKLET.

- MAKE SURE YOU USE THE CORRECT AGE CONSENT FORM
- MAKE SURE RESPONDENT'S NAME IS FILLED IN IN **BOTH** COPIES
- ASK RESPONDENT TO SIGN AND DATE AT THE BOTTOM OF THE PAGE IN **BOTH** COPIES (IF NOT ALREADY DONE SO).
- CIRCLE **CONSENT CODE 09** AT QUESTION 8 ON FRONT OF THE OFFICE CONSENT BOOKLET.

Press <1> and <Enter> to continue.

1 Continue

#### **Code10**

NURSE: CIRCLE **CONSENT CODE 10** (NO CONSENT FOR BLOOD SAMPLING) AT QUESTION 8 ON FRONT OF THE OFFICE CONSENT BOOKLET.

Press <1> and <Enter> to continue.

1 Continue

**IF ((TBSWill = Yes) OR (TCBSCnst=Yes)) AND (CryOrAm <>NoBlood) AND ((Code09A=RESPONSE) OR (Code09C = RESPONSE)) THEN ConStorB**

NURSE: **ASK PARENT/LEGAL GUARDIAN / ASK RESPONDENT**

May we have your consent to store any remaining blood for future analysis?

NURSE: IF ASKED, 'THE BLOOD WOULD BE USED FOR TESTS RELATING TO NUTRITION AND HEALTH. THE SAMPLE WOULD BE ANONYMISED. THIS MEANS FUTURE RESEARCHERS WOULD NOT KNOW WHO YOU ARE. THE TESTS WOULD BE APPROVED BY AN ETHICS COMMITTEE'.

NURSE: IF ASKED, EXPLAIN THE RESPONDENT CAN WITHDRAW THEIR CONSENT AT ANY TIME, WITHOUT GIVING ANY REASON, BY ASKING THE INVESTIGATORS IN WRITING FOR BLOOD TO BE REMOVED FROM STORAGE AND DESTROYED.

1 Yes "Storage consent given"

2 No "Consent refused"

**IF (ConStorB=Yes) THEN**

#### **Code11**

NURSE: **ASK PARENT/LEGAL GUARDIAN / ASK RESPONDENT TO INITIAL STATEMENT 6 FOR ADULTS, STATEMENT 5 FOR CHILDREN AGED 4-15 OR STATEMENT 4 FOR CHILDREN AGED 1.5-3** BOX IN 'BLOOD SAMPLING CONSENTS' SECTION IN THE OFFICE CONSENT BOOKLET.

- CIRCLE **CONSENT CODE 11** AT QUESTION 8 ON FRONT OF OFFICE CONSENT BOOKLET.

Press <1> and <Enter> to continue.

1 Continue

**IF (ConStorB=No) THEN**

#### **Code12**

CIRCLE **CONSENT CODE 12** (NO CONSENT FOR BLOOD STORAGE) AT QUESTION 8 ON FRONT OF OFFICE CONSENT BOOKLET.

Press <1> and <Enter> to continue.

1 Continue

**IF ((TBSWill = Yes) OR (TCBSCnst=Yes)) AND (CryOrAm <>NoBlood) AND ((Code09A=RESPONSE) OR (Code09C = RESPONSE)) THEN**

**SnDrSam**

**ASK PARENT (parent's name)**

Would you like to be sent the results of (*child's name*) blood sample analysis?

- 1 Yes
- 2 No

**IF (SnDrSam = Yes) THEN**

**Code 13**

NURSE:

- **ASK PARENT/LEGAL GUARDIAN / ASK RESPONDENT TO INITIAL STATEMENT 7 FOR ADULTS, STATEMENT 6 FOR CHILDREN AGED 4-15 OR STATEMENT 5 FOR CHILDREN AGE 1.5-3** IN 'BLOOD SAMPLING CONSENTS' SECTION IN THE OFFICE CONSENT BOOKLET **AND** TH EPERSONLA CONSENT BOOKLET.
- **CIRCLE CONSENT CODE 13** AT QUESTION 8 ON FRONT OF THE OFFICE CONSENT BOOKLET.

Press <1> and <Enter> to continue.

- 1 Continue

**IF (SnDrSam = No) THEN**

**Code 14**

NURSE: **CIRCLE CONSENT CODE 14** AT QUESTION 8 ON FRONT OF THE OFFICE CONSENT BOOKLET.

Press <1> and <Enter> to continue.

- 1 Continue

**IF ((PGPRegBP <>1) AND (PGPRegBM <>1)) OR (Age = 18 months – 3 years) THEN**

**GPRRegFB**

NURSE CHECK: Is respondent registered with a GP?

- 1 Respondent registered with GP
- 2 Respondent not registered with GP

**IF (GPRRegFB = Yes) THEN**

**SendSam**

**ASK PARENT/LEGAL GUARDIAN**

May we send the results of your child's/your blood sample analysis to his/her/your GP?

- 1 Yes
- 2 No

**IF (SendSam=No) THEN**

**SenSaC**

**ASK PARENT/LEGAL GUARDIAN**

Why do you not want your child's/your blood sample results sent to his/her/your GP?

- 1 NeverSee "Hardly/never sees GP"
- 2 RecSamp "GP recently took blood sample"
- 3 Bother "Does not want to bother GP"
- 4 Other "Other"

**IF (SenSac=Other) THEN**

**OthSam**

NURSE: Give full details of reasons(s) for not wanting results sent to GP.

: STRING [140]

**IF (SendSam=Yes) THEN**

**Code15**

NURSE

- ASK PARENT/LEGAL GUARDIAN TO INITIAL **STATEMENT 8 FOR ADULTS, STATEMENT 7 FOR CHILDREN AGED 4-15 OR STATEMENT 6 FOR CHILDREN AGED 1.5-3** IN 'BLOOD SAMPLING CONSENTS' SECTION IN THE OFFICE CONSENT BOOKLET **AND** THE PERSONAL CONSENT BOOKLET.
- CHECK THAT GP NAME, ADDRESS AND PHONE NUMBER ARE RECORDED ON FRONT OF OFFICE CONSENT BOOKLET (IF NOT ALREADY DONE).
- CHECK NAME BY WHICH GP KNOWS RESPONDENTS, AND ENTER ON FRONT OF OFFICE CONSENT BOOKLET (IF NOT ALREADY DONE).
- CIRCLE **CONSENT CODE 15** AT QUESTION 8 ON FRONT OF OFFICE CONSENT BOOKLET.

Press <1> and <Enter> to continue.

1 Continue

**IF (GPRegFB=No) OR (SendSam = No) THEN**

**Code16**

NURSE:

- CIRCLE **CONSENT CODE 16** AT QUESTION 8 (NO CONSENT FOR BLOOD SAMPLE RESULTS TO GP) ON FRONT OF THE OFFICE CONSENT BOOKLET.

Press <1> and <Enter> to continue.

1 Continue

**IF (Code14 = RESPONSE) AND (Code16 = RESPONSE) THEN**

**NoRes**

You have indicated that you do not wish to receive your child/your blood sample results or have them sent to your GP.

NURSE: CHECK THAT THIS IS THE CASE WITH THE RESPONDENT. IF NECESSARY GO BACK AND AMEND.

IF SPEAKING TO THE PARENT/GAURDIAN OF A CHLD AGED 15 OR UNDER EXPLAIN TO TH EPARTICIPANT THAT IN THIS CASE THEY WILL NEED TO AGREE FOR THE SURVEY DOCTOR TO CONTACT THEM IF NEEDED (E.G. RESULT IS OUT OF RANGE). **IF THEY DON'T AGREE TO THIS A BLOOD SAMPLE CAN NOT BE TAKEN FOR CHILDREN.**

Press <1> and <Enter> to continue.

1 Continue

**IF (Code14 = RESPONSE) AND (Code16 = RESPONSE) THEN**

**Code17**

NURSE:

- THIS RESPONDENT DOES NOT WANT THEIR RESULTS SENT TO THEM OR THEIR GP. PLEASE ASK THEM TO READ AND **INITIAL THE STATEMENT IN THE GREY BOX ON THE RELEVANT CONSENT FORM** IN THE OFFICE AND PARTICIPANT CONSENT BOOKLETS:
- STATEMENT 9 FOR 16+ YEARS
- STATEMENT 8i FOR 4-15 YEARS
- STATEMENT 7i FOR 1.5-3 YEARS
- CIRCLE **CONSENT CODE 17** ON THE FRONT PAGE OF THE OFFICE CONSENT BOOKLET.

Press <1> and <Enter> to continue.

**IF (Code13 = RESPONSE) OR (Code15 = RESPONSE) THEN**

**Code18**

NURSE:

- THE RESPONDENT HAS AGREED TO FEEDBACK FROM BLOOD SAMPLE RESULTS (TO GP AND/OR TO THEMSELVES).
- CIRCLE **CONSENT CODES 18 AND 20** ON THE FRONT OF PAGE OF THE OFFICE CONSENT BOOKLET

Press <1> and <Enter> to continue.

1 Continue

**IF (Code14 = RESPONSE) AND (Code16 = RESPONSE) AND (age <16) THEN**

**SurDoc**

NURSE: TO TAKE A BLOOD SAMPLE FROM THE CHILD THE PARENT/LEGAL GUARDIAN MUST INITIAL STATEMENT 8ii ON THE 4-15 CONSENT FORM OR STATEMENT 7ii ON THE 1.5-3 CONSENT FORM.

IF THEY DO NOT CONSENT TO THE SURVEY DOCTOR CONTACTING THEM IF NEEDED (E.G. WITH AN OUT OF NORMAL RANGE BLOOD ANALYTE RESULT) YOU MUST NOT TAKE A BLOOD SAMPLE.

Do you agree to the survey doctor contacting you to discuss, if necessary, any results that are directly relevant to your child's health?

- 1 Yes
- 2 No

**IF (SurDoc=Yes) THEN**

**Code19**

NURSE:

- **ASK PARENT/LEGAL GUARDIAN TO INITIAL STATEMENT 8ii FOR CHILDREN AGED 4-15 OR STATEMENT 7ii FOR CHILDREN AGED 1.5-3** IN 'BLOOD SAMPLING CONSENTS' SECTION IN THE OFFICE CONSENT BOOKLET **AND** THE PERSONAL CONSENT BOOKLET.
- CIRCLE **CONSENT CODE 19** ON THE FRONT OF PAGE OF THE OFFICE CONSENT BOOKLET.

Press <1> and <Enter> to continue.

1 Continue

**IF (SurDoc=No) OR ((Code13=RESPONSE) OR (Code15 = RESPONSE))THEN**

**Code20**

NURSE:

- A BLOOD SAMPLE **CAN NOT BE TAKEN** FROM THE CHILD.
- CIRCLE **CONSENT CODE 20** ON THE FRONT OF PAGE OF THE OFFICE CONSENT BOOKLET.

Press <1> and <Enter> to continue.

1 Continue

**IF (CryOrAm = Cryogestic) THEN**

**DoCry**

NURSE: **Blood sample with Cryogestic spray.**

- Apply Cryogestic spray following instructions.

Press <1> and <Enter> to continue.

1 Continue

**IF (SampTak = EMPTY) AND (Age >=16) THEN**

**TakSAd1**

NURSE: First check you have **all applicable signatures and the relevant boxes have been initialled (not ticked) on the consent form.** Secondly, check the Date of Birth and Gender on the labels to make sure they are correct. If they aren't contact HNR before a blood sample is taken. Then ...

**A) Taken blood samples in the following order:**

1. EDTA (2.6ml) tube **red** cap, label EN1 (3)
2. Serum (9.0ml) tube **white** cap, label SEN1 (4)
3. Lithium heparin (7.5ml) tube **orange** cap, label LHN1 (5)
4. Lithium heparin (7.5ml) tube **orange** cap, label LHN2 (6)
5. Fluoride (1.2ml) tube **yellow** cap, label FN1 (7)
6. Lithium heparin (4.5ml) tube **orange** cap, label LHN3 (8)
7. EDTA (2.6ml) tube **red** cap, label EN2 (9)

**B) Check the date of birth and gender again with the respondent to ensure you have the right labels for the right respondent. Contact HNR immediately if they don't match.**

**C) Stick the barcoded label HORIZONTALLY on the tube. Line the top of the barcoded label with**

the top of the label already on the tube. This will give a clear area along the length of the tube.

**D)** Stick appropriate barcoded label on the field lab (FL1 (13) and FL2 (14)) and Addenbrookes despatch notes (Adx1, Adx2 and Adx3 (10-12)).

**E) Remember to attach labels FOL 1 (23) and FOL 2 (24) to the 3 carbonised copies of the completed Addenbrookes research analysis request form using a paperclip.**

Press <1> and <Enter> to continue.

1 Continue

#### **IF (Age >=16) THEN**

##### **TakSAd2**

NURSE:

All 3 copies of the Addenbrookes research Analysis request form, the FOL1 FOL2 labels and EDTA tube should be posted in the whit eiffy envelope to the Addenbrookes hospital.

**Please take careful note of the order (and therefore numbering) of the Addenbrookes and Monovette labels.**

- Check to ensure you have used the correct barcoded labels for THIS respondent Serial number:

PLEASE REMEMBER TO DELIVER A PACK OF MICROTUBES (RESPONDENT AGED 16 + - PINK LABELLED MICROTUBES PACK), FIELD LAB LABELS 15-22 AND FIELD LAB DESPATCH NOTE TO YOUR LOCAL LAB WHEN YOU DELIVER THESE SAMPLES!

Press <1> and <Enter> to continue.

1 Continue

#### **IF (Age = 7-15) THEN**

##### **TakSCO1**

NURSE: First check you have **all applicable signatures and the relevant boxes have been initialled (not ticked) on the consent form**. Secondly, check the Date of Birth and Gender on the labels to make sure they are correct. If they aren't contact HNR before a blood sample is taken. Then...

**A)** Take blood samples in the following order (Child 7-15 years - GREEN labelled monovette pack):

1. EDTA (2.6ml) tube **red** cap, label EN1 (3)
2. Serum (7.5ml) tube **white** cap, label SEN1 (4)
3. Lithium heparin (7.5ml) tube **orange** cap, label LHN1 (5)
4. Lithium heparin (7.5ml) tube **orange** cap, label LHN2 (6)
5. Fluoride (1.2ml) tube **yellow** cap, label FN1 (7)

**B) Check the date of birth and gender again with the respondent to ensure you have the right labels for the right respondent. Contact HNR immediately if they don't match.**

**C)** Stick the barcoded label HORIZONTALLY on the tube. Line the top of the barcoded label with the top of the label already on the tube. This will give a clear area along the length of the tube.

**D)** Stick appropriate barcoded label on the field lab (FL1 (13) and FL2 (14)) and Addenbrookes despatch notes (Adx1, Adx2 and Adx3 (10-12)).

**E) Remember to attach labels FOL 1 (23) and FOL 2 (24) to the 3 carbonised copies of the completed Addenbrookes research analysis request form using a paperclip.**

Press <1> and <Enter> to continue.

1 Continue.

#### **IF (Age = 7-15) THEN**

##### **TakSCO2**

NURSE:

All 3 copies of the Addenbrookes research Analysis request form, the FOL1 FOL2 labels and EDTA tube should be posted in the whit eiffy envelope to the Addenbrookes hospital.

**Please take careful note of the order (and therefore numbering) of the Addenbrookes and Monovette labels.**

- Check to ensure you have used the correct barcoded labels for this respondent Serial number:

PLEASE REMEMBER TO DELIVER A PACK OF MICROTUBES (RESPONDENT AGED 7-15 – GREEN LABELLED MICROTUBE PACK), FIELD LAB LABELS 15-22 AND FIELD LAB DESPATCH NOTE TO YOUR LOCAL LAB WHEN YOU DELIVER THESE SAMPLES!

Press <1> and <Enter> to continue

1 Continue

#### **IF (Age= 18 months – 6 years)**

##### **TakSCY**

NURSE: First check you have **all applicable signatures and the relevant boxes have been initialled (not ticked) on the consent form**. Secondly, check the Date of Birth and Gender on the labels to make sure they are correct. If they aren't contact HNR before a blood sample is taken. Then...

**A)** Take blood samples in the following order (Child 1.5-6 years – BLUE labelled monovette pack):

1. EDTA (2.6ml) tube **red** cap, label EN1 (3)
2. Serum (4.5ml) tube **white** cap, label SEN1 (4)
3. Lithium heparin (4.5ml) tube **orange** cap, label LHN1 (5)

**B)** Check the date of birth and gender again with the respondent to ensure you have the right labels for the right respondent. Contact HNR immediately if they don't match.

**C)** Stick the barcoded label HORIZONTALLY on the tube. Line the top of the barcoded label with the top of the label already on the tube. This will give a clear area along the length of the tube.

**D)** Stick appropriate barcoded label on the field lab (FL1 (13) and FL2 (14)) and Addenbrookes despatch notes (Adx1, Adx2 and Adx3 (10-12)).

- Check to ensure you have used the correct barcoded labels for this respondent Serial number: PLEASE REMEMBER TO DELIVER A PACK OF MICROTUBES (RESPONDENT AGED 18mths-6yrs – BLUE LABELLED MICROTUBES PACK), FIELD LAB LABELS 15-22 AND FIELD LAB DESPATCH NOTE TO YOUR LOCAL LAB WHEN YOU DELIVER THESE SAMPLES!

Press <1> and <Enter> to continue

1 Continue

**IF (Age >=16) THEN**

**SampF1A**

NURSE: Code if the 1<sup>st</sup> EDTA (red, 2.6ml) tube filled (label EN1 (3)).

- 1 YesF "Yes, FULLY filled",
- 2 YesP "Yes, PARTIALLY filled",
- 3 No "No, not filled"

**IF (Age >=16) THEN**

**SampF2A**

NURSE: Code if the serum (white, 9.0ml) tube filled (label SEN1 (4)).

- 1 YesF "Yes, FULLY filled",
- 2 YesP "Yes, PARTIALLY filled",
- 3 No "No, not filled"

**IF AND (Age >=16) THEN**

**SampF3A**

NURSE: Code if the 1<sup>st</sup> Lithium heparin (orange, 7.5ml) tube filled (label LHN1 (5)).

- 1 YesF "Yes, FULLY filled",
- 2 YesP "Yes, PARTIALLY filled",
- 3 No "No, not filled"

**IF (Age >=16) THEN**

**SampF4A**

NURSE: Code if the 2<sup>nd</sup> Lithium heparin (orange, 7.5ml) tube filled (label LHN2 (6)).

- 1 YesF "Yes, FULLY filled",
- 2 YesP "Yes, PARTIALLY filled",
- 3 No "No, not filled"

**IF (Age >=16) THEN**

**SampF5A**

NURSE: Code if the fluoride (yellow, 1.2ml) tube filled (label FN1 (7)).

- 1 YesF "Yes, FULLY filled",
- 2 YesP "Yes, PARTIALLY filled",
- 3 No "No, not filled"

**IF (Age >=16) THEN**

**SampF6A**

NURSE: Code if the 3<sup>rd</sup> Lithium heparin (orange, 4.5ml) tube filled (label LHN3 (8)).

- 1 YesF "Yes, FULLY filled",

NDNS YEAR 6 CAPI\_NURSE

- 2 YesP "Yes, PARTIALLY filled",
- 3 No "No, not filled"

**IF (Age >=16) THEN**

**SampF7A**

NURSE: Code if the 2<sup>nd</sup> EDTA (red, 2.6ml) tube filled (label EN2 (9)).

- 1 YesF "Yes, FULLY filled",
- 2 YesP "Yes, PARTIALLY filled",
- 3 No "No, not filled"

**IF (Age = 7-15) THEN**

**SampF1CO**

NURSE: Code if the EDTA (red, 2.6ml) tube filled (label EN1 (3)).

- 1 YesF "Yes, FULLY filled",
- 2 YesP "Yes, PARTIALLY filled",
- 3 No "No, not filled"

**IF (Age = 7-15) THEN**

**SampF2CO**

NURSE: Code if the serum (white, 7.5ml) tube filled (label SEN1 (4)).

- 1 YesF "Yes, FULLY filled",
- 2 YesP "Yes, PARTIALLY filled",
- 3 No "No, not filled"

**IF (Age = 7-15) THEN**

**SampF3CO**

NURSE: Code if the 1<sup>st</sup> Lithium heparin (orange, 7.5ml) tube filled (label LHN1 (5)).

- 1 YesF "Yes, FULLY filled",
- 2 YesP "Yes, PARTIALLY filled",
- 3 No "No, not filled"

**IF (Age = 7-15) THEN**

**SampF4CO**

NURSE: Code if the 2<sup>nd</sup> Lithium heparin (orange, 7.5ml) tube filled (label LHN2 (6)).

- YesF "Yes, FULLY filled",
- YesP "Yes, PARTIALLY filled",
- No "No, not filled"

**IF (Age = 7-15) THEN**

**SampF5CO**

NURSE: Code if the fluoride (yellow, 1.2ml) tube filled (label FN1 (7)).

- 1 YesF "Yes, FULLY filled",
- 2 YesP "Yes, PARTIALLY filled",
- 3 No "No, not filled"

**IF (Age= 18 months – 6 years)**

**SampF1CY**

NURSE: Code if the EDTA (red, 2.6ml) tube filled (label EN1 (3)).

- 1 YesF "Yes, FULLY filled",
- 2 YesP "Yes, PARTIALLY filled",
- 3 No "No, not filled"

**IF (Age= 18 months – 6 years)**

**SampF2CY**

NURSE: Code if the Serum (white, 4.0ml) tube filled (label SEN1 (4)).

- 1 YesF "Yes, FULLY filled",
- 2 YesP "Yes, PARTIALLY filled",
- 3 No "No, not filled"

**IF (Age= 18 months – 6 years)**

**SampF3CY**

NURSE: Code if the Lithium heparin (orange, 1.1ml) tube filled (label LHN1 (5)).

- 1 YesF "Yes, FULLY filled",
- 2 YesP "Yes, PARTIALLY filled",



NDNS YEAR 6 CAPI\_NURSE

3 No "No, not filled"

**SampTak**

Blood sample outcome:

- 1 YesF "Blood sample obtained - all full"
- 2 YesP "Blood sample obtained - not all full",
- 3 No "No blood sample obtained"

**IF (SampTak <> No)**

**SamDifC**

NURSE: Record any problems in taking blood sample.

CODE ALL THAT APPLY.

- 1 NoProb "No problem",
- 2 Small "Incomplete sample",
- 3 BadVein "Collapsing/poor veins",
- 4 TakeTwo "Second attempt necessary",
- 5 Faint "Some blood obtained, but respondent felt faint/fainted",
- 6 NoTour "Unable to use tourniquet",
- 7 Other "Other (SPECIFY AT NEXT QUESTION)"

**IF (SamDifC = Other) THEN**

**OthBDif**

NURSE: Given full details of other problem(s) in taking blood sample.

: STRING [140]

**IF (SampTak = No) THEN**

**NoBSC**

NURSE: Code reason(s) why no blood obtained.

CODE ALL THAT APPLY.

- NoVein "No suitable or no palpable vein/collapsed veins",
- Anxious "Respondent was too anxious/nervous",
- Faint "Respondent felt faint/fainted",
- Other "Other"

**IF (NoBSC = Other) THEN**

**OthNoBSM**

NURSE: Give full details of reason(s) no blood obtained.

: STRING [140]

**ThanksB**

NURSE: THANK THE RESPONDENT FOR THEIR COOPERATION AND GIVE THEM THEIR £20 GIFT CARD..

Press <1> and <Enter> to continue.

- 1 Continue

**GCard**

Gift card number for respondent

: STRING [30]

**VpSTime**

Time of answering VpProb

TIMETYPE

**VpSDate**

Date of answering VpProb

DATETYPE

**IF (PVPerNo = 2) AND (age <11) THEN**

**PhlebID**

Enter the paediatric phlebotomist's or 'extended role' nurse's ID number who took the blood sample.

Or, if you as an 'extended role' nurse took the blood sample enter your ID number.

Just enter the 4 digit number.

0001...9997

**IF (PVPerNo = 2) AND (age <11) THEN**

**VForm**

Please remind the paediatric phlebotomist or 'extended role' nurse to complete the paper copy of the venepuncture checklist.

If you as an 'extended role' nurse took the blood sample then please complete the checklist yourself.

TCont1

**VpHand**

Was the respondent left handed or right handed?

- 1 Left "Left handed"
- 2 Right "Right handed"

**VpArm**

Which arm did you use to take blood?

- 1 Left "Left arm"
- 2 Right "Right arm"

**VpSkin**

Code the skin condition of the arm used.

- 1 Intact "Skin intact"
- 2 NotIntac "Skin not intact"

**VpAlco**

Did you use an alcohol wipe?

- 1 Yes
- 2 No

**IF (PDoCryAme = 1) THEN**

**CryTimH**

You used cryogenic spray on this respondent.

What time did you apply the cryogenic spray?

Record the time using a 24 hour clock.

Enter the **hour** here.

0..23

**IF (PDoCryAme = 1) THEN**

**CryTimM**

NURSE: Enter the **minutes** here.

0..59

**IF (PDoCryAme = 1) THEN**

**CryTime**

What time did you apply the Cryogenic spray? (DV)

: TIMETYPE

**IF (PDoCryAme = 1) THEN**

**CrySens**

Was the respondent sensitive to Cryogestic spray?

IF THERE WAS A SEVERE LOCAL REACTION, RESPONDENT IS LIGHTHEADED OR SEDATED, CONTACT SURVEY DOCTOR

- 1 Yes
- 2 No

**IF (PDoCryAme = 1) THEN**

**CryExpD**

Record the expiry date of the Cryogestic spray used.

Enter the **day** here.

1..31

**IF (PDoCryAme = 1) THEN**

**CryExpM**

NURSE: Enter the code for the **month** here.

- 1 January,
- 2 February,
- 3 March,
- 4 April,
- 5 May,
- 6 June,
- 7 July,
- 8 August,
- 9 September,
- 10 October,
- 11 November,
- 12 December

**IF (PDoCryAme = 1) THEN**

**CryExp**

Expiry date of the Cryogestic spray used (DV)

: DATATYPE

**IF (PDoCryAme = 1) THEN**

**CryBat**

Record the batch number of the Cryogestic

: STRING [20]

**IF (PDoCryAme = 2) THEN**

**AmeTimH**

You used AMETOP gel on this respondent.

What time did you apply the AMETOP gel?

Record the time using a 24 hour clock.

Enter the **hour** here.

0..23

**IF (PDoCryAme = 2) THEN**

**AmeTimM**

NURSE: Enter the **minutes** here.

: 0..59

**IF (PDoCryAme = 2) THEN**

**AmeTime**

What time did you apply the Ametop gel? (DV)

: TIMETYPE

**IF (PDoCryAme = 2) THEN**

**AmeSens**

Was the respondent sensitive to AMETOP Gel?  
IF THERE WAS A SEVERE LOCAL REACTION, RESPONDENT IS LIGHTHEADED OR  
SEDATED, CONTACT SURVEY DOCTOR

**IF (PDoCryAme = 2) THEN**

**AmeExpM**

NURSE: Enter the code for the **month** here.

- 1 January,
- 2 February,
- 3 March,
- 4 April,
- 5 May,
- 6 June,
- 7 July,
- 8 August,
- 9 September,
- 10 October,
- 11 November,
- 12 December

**IF (PDoCryAme = 2) THEN**

**AmeExpY**

NURSE: Enter the **year** here.

1890..2050

**IF (PDoCryAme = 2) THEN**

**AMEeXP**

Expiry date of the Ametop used (DV)

DATETYPE

**IF (PDoCryAme = 2) THEN**

**AmeBatch**

Record the batch number of the Ametop

: STRING [20]

**VpSam**

Code the number of attempts made to take blood.

**REMEMBER UP TO 2 ATTEMPTS AT TAKING BLOODS CAN NOW BE MADE FOR BOTH  
ADULTS AND CHILDREN.**

- |   |        |                                  |
|---|--------|----------------------------------|
| 1 | First  | "Sample taken on first attempt"  |
| 2 | Second | "Sample taken on second attempt" |
| 3 | Failed | "Both attempts failed"           |

**VpPress**

Code who applied pressure to the puncture site.

- |   |            |   |
|---|------------|---|
| 1 | Nurse      |   |
| 2 | Phleb      | "Phlebotomist or 'extended role' nurse" |
| 3 | Respondent |   |
| 4 | Parent     |   |
| 5 | Partner    | "Partner or spouse"                     |

**VpSens**

Was the respondent sensitive to the tape or plaster?

- |   |          |                                 |
|---|----------|---------------------------------|
| 1 | Sense    | "Sensitive to tape/plaster"     |
| 2 | NotSense | "Not sensitive to tape/plaster" |
| 3 | NotChec  | "(Did not check)"               |

**VpProb**

Was there any abnormality noted after 5 minutes?

(Please remember to recheck the site after completion of the blood sample module.)

- 1 Sense "Sensory deficit"
- 2 Haematoma
- 3 Swelling
- 4 Other "Other (describe at next question)"
- 5 None

**IF (VpProb= Other) THEN**

**VpOther**

Record the details of the other abnormality fully.

: STRING [135]

**IF (VpProb<>None) THEN**

**VpDetail**

You have coded that an abnormality was noted after 5 minutes.

Please record the action you took when you noticed this abnormality in the Office Consent Booklet.

There is space at the back of the Office Consent Booklet for you to write up these details fully.

Press <1> and <Enter> to continue

- 1 Continue

**VpCheck**

Did you re-check the puncture site after completion of the blood sample module?

- 1 Yes "Yes, site was re-checked"
- 2 No "No, site was not re-checked"

**IF (PVPerNo = 2) AND (Age < 11) THEN**

**PhlebVP**

NURSE: PLEASE REMEMBER TO COLLECT THE COMPLETED VENEPUNCTURE CHECKLIST FROM THE PAEDIATRIC PHLEBOTOMIST OR 'EXTENDED ROLE' NURSE AND RETURN IT TO THE OFFICE.

**EXTENDED ROLE NURSE:** PLEASE COMPLETE THE VENEPUNCTURE CHECKLIST AND RETURN TO THE OFFICE

Press <1> and <Enter> to continue.

- 1 Continue

## DRUGS

### DrC1

NURSE : Enter code for (*Drug name*).

*Enter 999996 if unable to code/ Enter 999999 if unable to code*

: STRING [6]

**IF (SUBSTRING (DrC1, 1,2) = '02') and (DrC1 <> '021200') AND (Age >15) THEN**

### YTake1

Do you take (*Drug name*) because of a heart problem, high blood pressure or for some other reason?

1. Heart "Heart problem"
2. HBP "High blood pressure"
3. Other "Other reason"

**IF (YTake1 = Other THEN**

### TakeOth1

NURSE : Give full details of reason(s) for taking (*Drug name*).

Press <Esc> when finished.

: OPEN



NATIONAL DIET AND NUTRITION  
SURVEY

PROMPT CARDS





## CARD A

- 1 English
- 2 Scottish
- 3 Welsh
- 4 Northern Irish
- 5 British
- 6 Other

## CARD B

- 1 White British – English/ Welsh/ Scottish/ Northern Irish
- 2 Irish
- 3 Gypsy or Irish Traveller
- 4 Any other white background
- 5 Mixed – White and Black Caribbean
- 6 Mixed – White and Black African
- 7 Mixed – White and Asian
- 8 Any other mixed background
- 9 Asian or Asian British – Indian
- 10 Asian or Asian British – Pakistani
- 11 Asian or Asian British – Bangladeshi
- 12 Any other Asian/Asian British background
- 13 Black or Black British – Caribbean
- 14 Black or Black British – African
- 15 Any other Black/Black British background
- 16 Chinese
- 17 Arab
- 18 Any other

## CARD C

- 1 Husband/Wife
- 2 Civil partner
- 3 Partner/Cohabitee
- 4 Natural son/daughter
- 5 Adopted son/daughter
- 6 Foster child
- 7 Stepson/stepdaughter
- 8 Son-in-law/daughter-in-law
- 9 Natural parent
- 10 Adoptive parent
- 11 Foster parent
- 12 Step-parent
- 13 Parent-in-law
- 14 Natural brother/sister
- 15 Half-brother/sister
- 16 Step-brother/sister
- 17 Adopted brother/sister
- 18 Foster brother/sister
- 19 Brother/sister-in-law
- 20 Grand-child
- 21 Grand-parent
- 22 Other relative
- 23 Other non-relative

## CARD D

- 1 Own outright
- 2 Buying it with the help of a mortgage or loan
- 3 Pay part rent and part mortgage (shared ownership)
- 4 Rent it
- 5 Live here rent-free (including rent-free in relative's or friend's property)
- 6 Squatting

## CARD E

- 1 Large supermarket, including home delivery from supermarket
- 2 Mini supermarket, e.g. Tesco Metro
- 3 Local/Corner shop (including newsagents)
- 4 Garage forecourt
- 5 Independent greengrocer
- 6 Independent butcher
- 7 Independent baker
- 8 Independent fishmonger
- 9 Market (including stalls or farmer's market)
- 10 Farm
- 11 Home delivery (including vegetable boxes – not from a supermarket)
- 12 Other

## CARD F

- 1 More than once a day
- 2 Once a day
- 3 2 or 3 times a week
- 4 Weekly
- 5 2 or 3 times a month
- 6 Monthly
- 7 Every 2 months
- 8 Less often than every 2 months

## CARD G

- 1 Freshly made from old potatoes
- 2 Freshly made from new potatoes
- 3 Frozen, fried
- 4 Oven ready chips
- 5 Microwave chips (e.g. McCain Microchips)
- 6 Make chips another way
- 7 Do not prepare/eat chips

## CARD H

1	Higher degree, e.g. MSc, MA, MBA, PGCE, PhD
2	Level 5 NVQ / SVQ
3	BTEC Advanced Professional Diploma/Certificate
4	First degree, e.g. BSc, BA, BEd, MA at first degree level
5	Level 4 NVQ / SVQ
6	HNC / HND
7	BTEC Higher National or Professional Diploma/Certificate
8	RSA or OCR Higher
9	GCE 'A'-level
10	A2
11	AVCE
12	SCE Advanced Higher Grades
13	SCE Higher Grades (A-C)
14	CSYS
15	Key Skills Level 3
16	Level 3 NVQ / SVQ
17	ONC / OND
18	BTEC Advanced or National Diploma/Certificate
19	RSA or OCR Advanced Diploma
20	City & Guilds Advanced Craft / Part 3
21	Advanced GNVQ; Vocational A Level
22	Advanced Modern Apprenticeship
23	GCSE grade A*-C

see over for more codes

CARD H continued....



## CARD H

24	GCE 'O'-level passes
25	CSE grade 1
26	SCE O Grades (A-C)
27	SCE Standard Grades (1-3)
28	School Certificate / Matriculation
29	Key Skills Level 2
30	Level 2 NVQ / SVQ
31	BTEC Intermediate or First Diploma/Certificate
32	RSA Diploma
33	City & Guilds Craft / Part 2
34	Intermediate GNVQ
35	Foundation Modern Apprenticeship
36	GCSE grade D-G
37	CSE grade 2-5
38	SCE O Grades (D-E)
39	SCE Standard Grades (4-7)
40	SCOTVEC National Certificate Modules
41	Key Skills Level 1
42	Level 1 NVQ / SVQ
43	BTEC Foundation or Introductory Diploma/Certificate
44	RSA Stage 1-3
45	City & Guilds Part 1
46	Foundation GNVQ; Foundation VCE
97	Other qualifications

## CARD I

- 1 Earnings from employment or self-employment
- 2 State retirement pension
- 3 Pension from former employer
- 4 Personal Pensions
- 5 Job-Seekers Allowance
- 6 Employment and Support Allowance
- 7 Income Support
- 8 Pension Credit
- 9 Working Tax Credit
- 10 Child Tax Credit
- 11 Child Benefit
- 12 Housing Benefit
- 13 Council Tax Benefit
- 14 Other state benefits
- 15 Interest from savings and investments (e.g. stocks & shares)
- 16 Other kinds of regular allowance from outside your household (e.g. maintenance, student's grants, rent)
- 17 No source of income

## CARD J

A	£15,000 - £19,999
B	£30,000 - £34,999
C	Under £5,000
D	£45,000 - £49,999
E	£25,000 - £29,999
F	£5,000 - £9,999
G	£20,000 - £24,999
H	£10,000 - £14,999
I	£75,000 - £99,999
J	£35,000 - £39,999
K	£50,000 - £74,999
L	£100,000 or more
M	£40,000 - £44,999

## CARD K

- 1 Every day or nearly every day
- 2 2 or 3 times a week
- 3 Once a week
- 4 2 or 3 times a month
- 5 Once a month or less

## CARD L

- 1 5 or more times per week
- 2 3 to 4 times per week
- 3 1 to 2 times per week
- 4 1 to 2 times per month
- 5 Rarely or never

## CARD M

- 1 Never
- 2 Less than once per month
- 3 On 1 to 3 days per month
- 4 On 1 to 2 days per week
- 5 On 3 to 4 days per week
- 6 On 5 to 6 days per week
- 7 Every day in the last month

## CARD N

- 1 Sprats
- 2 Seeds as a snack (e.g. sunflower seeds, pumpkin seeds, sesame seeds, melon seeds (also known as egusi))
- 3 Cassava chips/Cassava crisps
- 4 Seaweed (includes hijiki, wakame)
- 5 Sushi (includes purchased sushi)
- 6 Papaya (includes fresh and canned)
- 7 Dried papaya
- 8 Game (includes venison, rabbit, pheasant, partridge, wood pigeon, hare or wild boar)
- 9 Non cow's milk (includes rice milk, soya milk, sheep's milk, goat's milk or oat milk)
- 10 Fish eggs (e.g. caviar, cod's roe)
- 11 Smoked sausages
- 12 Goji berries
- 13 Fish liver (not oil)
- 14 Dark chocolate i.e. 50% or higher cocoa solids
- 15 Okra
- 16 Brown crab meat

## CARD O

- 1        Less than once per month
- 2        On 1 to 3 days per month
- 3        On 1 to 2 days per week
- 4        On 3 or more days per week



## CARD P

- 1 Pheasant
- 2 Partridge
- 3 Quail
- 4 Wood pigeon
- 5 Rabbit
- 6 Venison
- 7 Hare
- 8 Grouse
- 9 Other

## CARD Q

- 1 Rice milk
- 2 Soya milk
- 3 Sheep's milk
- 4 Goat's milk
- 5 Oat milk
- 6 Other

## CARD R

- 1 Kabanos
- 2 Kielbasa
- 3 Bratwurst
- 4 Cervelat or Summer Sausage
- 5 Andouille
- 6 Knackwurst
- 7 Linguica
- 8 Chorizo
- 9 Mortadella
- 10 Hot Dogs
- 11 Bologna
- 12 Other

## CARD S

- 1 Meat or meat products (not including poultry)
- 2 Chicken or other poultry and dishes containing them
- 3 Fish or seafood and fish and seafood dishes
- 4 Eggs
- 5 Milk (including yoghurt)
- 6 Cheese
- 7 Salad vegetables (e.g. lettuce, cucumber, tomato)
- 8 Cooked green vegetables (e.g. spinach, cabbage, peas,  
broccoli)
- 9 Root vegetables (e.g. carrots, parsnips)
- 10 Fresh fruit
- 11 Nuts
- 12 Offal
- 13 Other

## CARD T

- 1 Orange
- 2 Lemon
- 3 Kiwi fruit
- 4 Grapefruit
- 5 Mango
- 6 Banana
- 7 Lime
- 8 Pineapple
- 9 Soft citrus fruit (satsumas / mandarins / clementines)
- 10 Melon

## CARD U

- 1 Every day / most days
- 2 Once or twice a week
- 3 Once or twice a month
- 4 Less than once a month

## CARD V

- 1 All of the peel or skin
- 2 Most of the peel or skin
- 3 Around half of the peel or skin
- 4 Around a quarter of the peel or skin
- 5 Less than a quarter of the peel or skin

## CARD W

- 1 Vision (e.g. due to blindness or partial sight).
- 2 Hearing (e.g. due to deafness or partial hearing).
- 3 Mobility, such as difficulty walking short distances, climbing stairs, lifting & carrying objects.
- 4 Learning or concentrating or remembering.
- 5 Mental health
- 6 Stamina or breathing difficulty
- 7 Social or behavioural issues (for example, due to neuro diverse conditions such as Autism, Attention Deficit or Aspergers' Syndrome)
- 8 Other impairment



## CARD X

- 1 No difficulty
- 2 A little difficulty
- 3 A fair amount of difficulty
- 4 A great amount of difficulty

## CARD Y

- 1 Sliced bread
- 2 Crusty bread
- 3 Cheese
- 4 Tomatoes
- 5 Raw carrots
- 6 Cooked green vegetables
- 7 Lettuce
- 8 Sliced cooked meats
- 9 Well-cooked Steaks
- 10 Apples
- 11 Oranges
- 12 Nuts

## CARD Z

- 1 Almost every day
- 2 5 or 6 days a week
- 3 3 or 4 days a week
- 4 1 or 2 times a week
- 5 1 or 2 times a month
- 6 Once every couple of months
- 7 1 or 2 times a year
- 8 Not at all in the last 12 months

## CARD AA

- 1 Normal strength beer / lager / cider / shandy
- 2 Strong beer / lager / cider
- 3 Spirits or liqueurs
- 4 Sherry or martini
- 5 Wine
- 6 Alcopops / pre-mixed alcoholic drink
- 7 Other alcoholic drinks
- 8 Low alcohol drinks only

## CARD BB

1. Higher degree, e.g. MSc, MA, MBA, PGCE, PhD
2. Level 5 NVQ / SVQ
3. BTEC Advanced Professional Diploma/Certificate
4. First degree, e.g. BSc, BA, BEd, MA at first degree level
5. Level 4 NVQ / SVQ
6. HNC / HND
7. BTEC Higher National or Professional Diploma/Certificate
8. RSA or OCR Higher
9. GCE 'A'-level
10. A2
11. AVCE
12. SCE Advanced Higher Grades
13. SCE Higher Grades (A-C)
14. CSYS
15. Key Skills Level 3
16. Level 3 NVQ / SVQ
17. ONC / OND
18. BTEC Advanced or National Diploma/Certificate
19. RSA or OCR Advanced Diploma
20. City & Guilds Advanced Craft / Part 3
21. Advanced GNVQ; Vocational A Level
22. Advanced Modern Apprenticeship
23. GCSE grade A\*-C

see over for more codes  
CARD BB continued....

## CARD BB

24. GCE 'O'-level passes
25. CSE grade 1
26. SCE O Grades (A-C)
27. SCE Standard Grades (1-3)
28. School Certificate / Matriculation
29. Key Skills Level 2
30. Level 2 NVQ / SVQ
31. BTEC Intermediate or First Diploma/Certificate
32. RSA Diploma
33. City & Guilds Craft / Part 2
34. Intermediate GNVQ
35. Foundation Modern Apprenticeship
36. GCSE grade D-G
37. CSE grade 2-5
38. SCE O Grades (D-E)
39. SCE Standard Grades (4-7)
40. SCOTVEC National Certificate Modules
41. Key Skills Level 1
42. Level 1 NVQ / SVQ
43. BTEC Foundation or Introductory Diploma/Certificate
44. RSA Stage 1-3
45. City & Guilds Part 1
46. Foundation GNVQ; Foundation VCE
- 97 Other qualifications

## CARD CC

- 1 A nursery school
- 2 A primary school (including infant school, junior school)
- 3 A secondary school (including sixth form in a school) /  
High school
- 4 A middle school
- 5 A sixth form college / Higher Education college
- 6 Other
- 7 Home-educated

## CARD DD

- 1 Cooked school meal
- 2 Cold school meal (including sandwiches, salads)
- 3 Packed lunch (from home)
- 4 Buy lunch from shop / café
- 5 Go home
- 6 Do not eat lunch



## CARD EE

- 1 Free school meal (at lunchtime)
- 2 Reduced price or subsidised school meal (at lunchtime)
- 3 Free school milk
- 4 Subsidised school milk
- 5 Free fruit
- 6 Free food BEFORE school
- 7 Free food AFTER school
- 8 Other

## CARD FF

- Vitamin D (single or with other vitamins or minerals e.g. calcium and vitamin D)
- Folic acid (single or with other vitamins or minerals)
- Multivitamins containing vitamin D and/or folic acid

## CARD GG

- 1 Less than once a month
- 2 1 to 3 times a month
- 3 Once a week
- 4 2 to 4 times a week
- 5 Once a day
- 6 2 to 3 times a day
- 7 4 or more times a day

## Supplement examples

- Multivitamins with/without Iron or other Minerals
- Vitamin C
- Vitamin B complex
- Selenium
- Calcium
- Cod liver oil
- Omega 3 fish oil
- Flaxseed oil
- Oil of Evening Primrose
- Menopause formulas
- Echinacea
- L – Arginine capsules
- Glucosamine with/without chondroitin
- Garlic
- Ginkgo Biloba

## CARD II

- 1 No time
- 2 Less than 15 mins
- 3 15 to 30 mins
- 4 30 mins to 1 hour
- 5 1 to 2 hours
- 6 3 to 4 hours
- 7 More than 4 hours

## CARD JJ

- 1 Sitting down
- 2 Hanging around
- 3 Walking
- 4 Running around or playing games for example skipping, hide and seek, football or netball

**INFORMAL ACTIVITIES**

- 1 Cycling (but not to or from school)
- 2 Any walking (but not to or from School / nursery / playgroup)
- 3 Hoovering, Cleaning car, Gardening, etc
- 4 Hopscotch
- 5 Bouncing on trampoline
- 6 Playing around, e.g. kicking a ball around, catch, hide and seek
- 7 Skating / Skateboarding / using a scooter
- 8 Dancing, including any dance lessons
- 9 Skipping with a skipping rope

**SPORTS, GAMES AND OTHER ORGANISED ACTIVITIES**

- 1 Football / Rugby / Hockey / Lacrosse
- 2 Netball / Basketball / Handball
- 3 Cricket / Rounders
- 4 Running / jogging / athletics
- 5 Swimming laps / lengths
- 6 Swimming (splashing about)
- 7 Gymnastics
- 8 Workout with gym machines / Weight training
- 9 Aerobics
- 10 Tennis / Badminton / Squash



**CARD MM**

PLEASE ANSWER YES OR NO

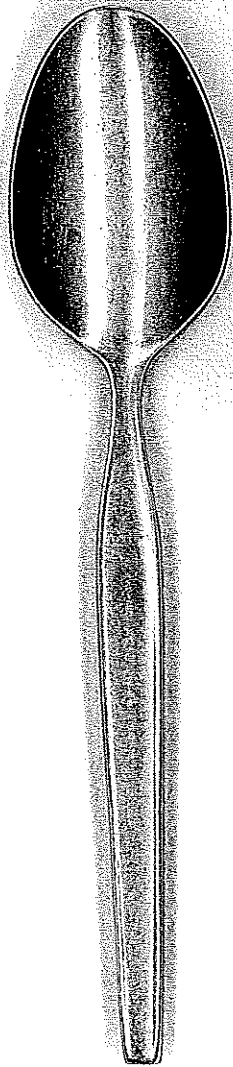
YOU DO NOT NEED TO PROVIDE ANY FURTHER DETAILS

I am on a period day

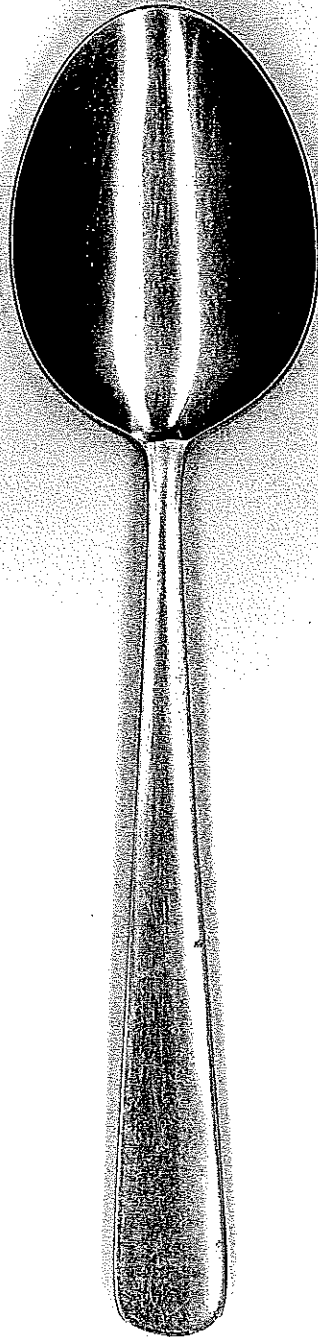
I use a urinary catheter

I am pregnant

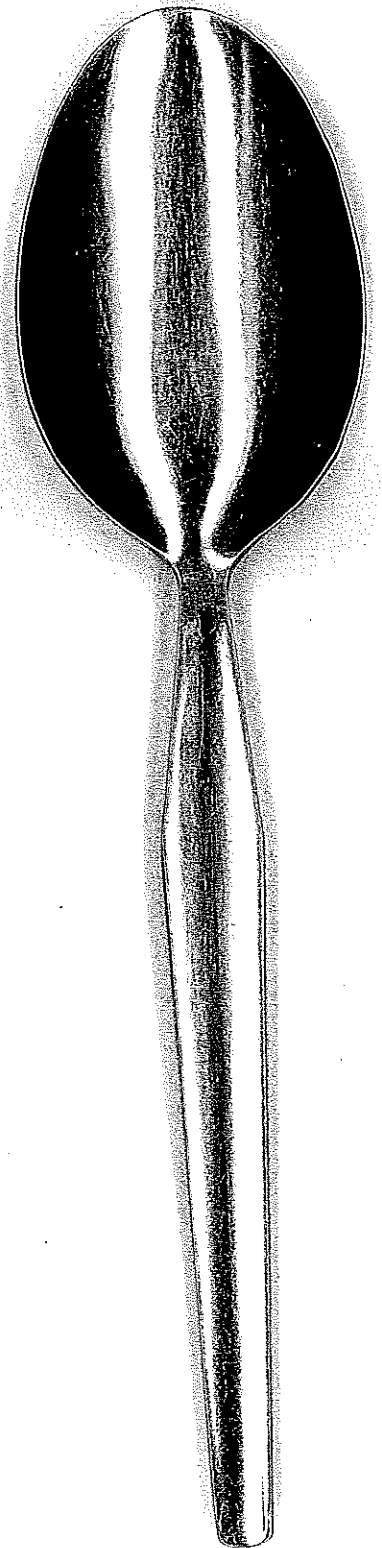
I am breastfeeding



Teaspoon  
(tsp)



Dessertspoon  
(dsp)



Tablespoon  
(tbsp)

NDNS(N)

**National Diet and Nutrition Survey  
(NDNS)**

**CONSENT BOOKLET: PERSONAL COPY**

**Serial Number:**

--	--	--	--	--	--	--	--	--	--

**First Name:**

--

**ADULT CONSENT FORM (16+ years)**

**MREC Reference Number: 13/EE/0016**

Please use capital letters and write in ink

SERIAL NUMBER	CHECK LETTER	RESPONDENT No.
<input type="text"/> <input type="text"/> <input type="text"/> <input type="text"/> <input type="text"/> <input type="text"/> <input type="text"/>	<input type="text"/>	<input type="text"/>

Please initial boxes if consent given

- I confirm that I have read and understand the NDNS Nurse Visit information sheet(s) dated 14.05.2013 (version 2) for the above study. I have been given the opportunity to ask questions and have had these answered satisfactorily.
- I understand that my participation is voluntary and that I am free to withdraw from any part of the study, at any time, without giving a reason and without my medical care or legal rights being affected.

**MEASUREMENTS**

- I agree for my blood pressure results to be sent to my GP.
- I agree for my body mass index (BMI) measurement to be sent to my GP.

**BLOOD SAMPLE**

- I agree to have a blood sample taken as part of the study.
- I give permission that my blood sample taken as part of this study may be stored and, with ethical approval as appropriate, used in future research studies
- I would like to receive my blood results which are clinically relevant.
- I consent to my GP being notified of my blood results which are clinically relevant.

9. **You will be required to consent to the statement below if you do not want to receive your blood results AND if you do not want them sent to your GP.**  
 I confirm that against the advice of the NDNS survey team, I do not want to receive my blood results which are clinically relevant or have them sent to my GP. I understand that if there are findings outside of the normal range, this will not be brought to the attention of any health care provider.

\_\_\_\_\_  
Name of participant (please print)                      Date                      Signature

\_\_\_\_\_  
Name of nurse (please print)                      Date                      Signature

**PARENTAL/GUARDIAN CONSENT FOR CHILD (4-15 YEARS)**

**MREC Reference Number: 13/EE/0016**

Please use capital letters and write in ink

SERIAL NUMBER	CHECK LETTER	RESPONDENT No.	
<input type="text"/>	<input type="text"/>	<input type="text"/>	Please initial boxes

Name of Child \_\_\_\_\_

- I am the parent/guardian of the child named above and I confirm that I have read and understand the NDNS Nurse Visit information sheet(s) dated 14.05.2013 (version 2) for the above study. I have been given the opportunity to ask questions and have had these answered satisfactorily.
- I understand that my child's participation is voluntary and that s/he is free to withdraw from any part of the study, at any time, without giving a reason and without my medical care or legal rights being affected.

**MEASUREMENTS**

- I agree for my child's blood pressure results to be sent to his/her GP.

**BLOOD SAMPLE**

- I agree to my child having a blood sample taken as part of the study.
- I give permission that my child's blood sample taken as part of this study may be stored and, with ethical approval as appropriate, used in future research studies
- I would like to receive my child's blood results which are clinically relevant.
- I consent to my child's GP being notified of his/her blood results which are clinically relevant.

**8. IF you do not want to receive your child's blood results AND if you do not want them sent to their GP, for us to take a blood sample from your child, you will be required to consent to both of the statements below.**

- I confirm that against the advice of the NDNS survey team, I do not want to receive my child's blood results which are clinically relevant or have them sent to his/her GP.
- I agree to the survey doctor contacting me to discuss, if necessary, any results that are directly relevant to my child's health.

_____ Name of Parent/Guardian (please print)	_____ Date	_____ Signature
_____ Name of nurse (please print)	_____ Date	_____ Signature

**CHILD ASSENT FORM (5-15 years)**

**MREC Reference Number: 13/EE/0016**

Please use capital letters and write in ink

SERIAL NUMBER	CHECK LETTER	RESPONDENT No.
<input type="text"/> <input type="text"/> <input type="text"/> <input type="text"/> <input type="text"/> <input type="text"/> <input type="text"/>	<input type="text"/>	<input type="text"/>

**Please circle**

1. Has somebody explained what happens at the nurse visit? Yes / No
2. Do you understand what this study is about? Yes / No
3. Have you asked all the questions you want? Yes / No
4. Have you had your questions answered in a way you understand? Yes / No
5. Do you understand it's OK to stop taking part at any time? Yes / No
6. Are you happy to take part? Yes / No

If any answers are 'No' or you don't want to take part, don't sign your name!

If you do want to take part, you can write your name below.

**Your name**  
\_\_\_\_\_

**Date**  
\_\_\_\_\_

The nurse who explained this study to you needs to sign too:

**Nurse name**  
\_\_\_\_\_

**Signature**  
\_\_\_\_\_

**Date**  
\_\_\_\_\_

**Thank you for helping us!**

**PARENTAL/GUARDIAN CONSENT FOR CHILD (1.5-3 YEARS)**

**MREC Reference Number: 13/EE/0016**

Please use capital letters and write in ink

SERIAL NUMBER	CHECK LETTER	RESPONDENT No.
<input type="text"/>	<input type="text"/>	<input type="text"/>

Name of Child \_\_\_\_\_

Please initial boxes if consent given

- I am the parent/guardian of the child named above and I confirm that I have read and understand the NDNS Nurse Visit information sheet(s) dated 14.05.2013 (version 2) for the above study. I have been given the opportunity to ask questions and have had these answered satisfactorily.
- I understand that my child's participation is voluntary and that s/he is free to withdraw from any part of the study, at any time, without giving a reason and without our medical care or legal rights being affected.

**BLOOD SAMPLE**

- I agree to my child having a blood sample taken as part of the study.
- I give permission that my child's blood sample taken as part of this study may be stored and, with ethical approval as appropriate, used in future research studies.
- I would like to receive my child's blood results which are clinically relevant.
- I consent to my child's GP being notified of his/her blood results which are clinically relevant.

7. **IF you do not want to receive your child's blood results AND if you do not want them sent to their GP, for us to take a blood sample from your child, you will be required to consent to both of the statements below.**

- I confirm that against the advice of the NDNS survey team, I do not want to receive my child's blood results which are clinically relevant or have them sent to his/her GP.
- I agree to the survey doctor contacting me to discuss, if necessary, any results that are directly relevant to my child's health.

\_\_\_\_\_  
Name of Parent/Guardian (please print)      Date      Signature

\_\_\_\_\_  
Name of nurse (please print)      Date      Signature