

Group IV. Socio-economic factors other than occupation

Contents

IV.1 Background

IV.2 Marital status

IV.3 Ages of parents and grandparents

IV.4 Ethnic group

IV.5 Financial difficulties, income and expenditure

IV.6 Educational qualifications

IV.7 Use of car

IV.8 The variables (in addition to the core variables) and edits carried out

IV.9 Suggested statistical exercises

Keywords: Socio-economic factors
Parental education
Car, use of
Income
Expenditure
Financial difficulties
Maternal marital status
Parental ages
Ethnic group

Data sources: birth files, and the following questionnaires: A, C, D, F, G, H, J, K, PA, PB

The data are linked with information on maternal age (MZ028b) socio-economic group (NS-SEC) (C756a, C766a) and ethnic origins (C800a, C804). See ALSPAC main documentation for details.

Data set: All mothers enrolled in the study during pregnancy or shortly after delivery, regardless of outcome. (n=14541)

As far as possible the structure of the questions was chosen to provide information that could be compared with the 1958 and 1970 national birth cohorts. Additional questions and/or changes were at the request of collaborators.

The structure of this documentation is as follows:

- The actual questions are given verbatim in italics
- The coding instructions for the initial keying process are given in square brackets
- The actual questionnaire used is denoted by a capital letter, and the number of the question within that questionnaire is in round brackets
- The actual frequencies are given in tables, together with the relevant variable number
- A list of all the variables in this file are given in section I.7; where there has been further coding to preserve the confidentiality of the participants, this is noted here in square brackets. The variable numbers are denoted by one or more letters (denoting the questionnaire) followed by a number.
- Further details of the structure of the survey are given in the ALSPAC main documentation file.

IV.1 Background

One of the major aims of ALSPAC being to assess the influence of various social and other environmental factors on health and development, a variety of such factors were collected by the study. These included not only aspects of parental occupations, housing, components of the household, but also features of the parents' educational qualifications, financial worries, income and savings, marital status, ages, ethnic origins and the use of a car. The ways in which these features change over time can be mapped out as many of the variables were repeated at intervals.

IV.2 Marital status

(a) *What is your present marital status?*

never married
widowed
divorced
separated
married (once only)
married for second or third time

Questionnaire (question no):
 A (E4a) G (G3) H (G3a) J (D3a) PA (C3a)

Table IV.2a: Present marital status

Marital status	Mother pregnancy A525	21 months G517	33 months H386	47 months J370	Father pregnancy PA065
never married	2564	1305	1103	1016	1172
widowed	18	28	30	31	6
divorced	573	400	455	530	280
separated	217	196	219	274	84
married x 1	9154	7398	6949	6738	6207
married 2+	865	812	787	829	742
TOTAL VALID	13391	10139	9543	9418	8491

(b) *If married, what was the date of the most recent marriage?*
(if never married, put NA for not applicable)

[The words in brackets were not in early versions of the A questionnaire]

The number of years from the marriage to the date of completion of the questionnaire was derived.

Questionnaire (question no):
 A (E4b)

Table IV.2b: Years since last marriage

Years since marriage	Mother pregnancy A526	Father pregnancy PA066
<1	1244	807
1	1175	770
2	1263	818
3	1191	838
4	1076	724
5	906	610
6+	2784	1946
TOTAL VALID*	9639	6513

* parents who had been married only

(c) *How many other marriages/live-in partners have you had?*

Questionnaire (question no):
A (E4c),

Table IV.2c: No. of other marriages or live-in partners

No. other partners	Mother pregnancy A528	Father pregnancy PA068
0	8920	5606
1	2018	1386
2	390	341
3	82	98
4+	21	65
TOTAL VALID*	11431	7496

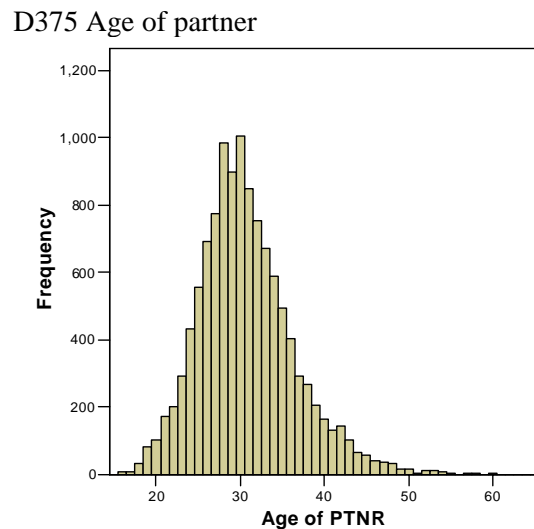
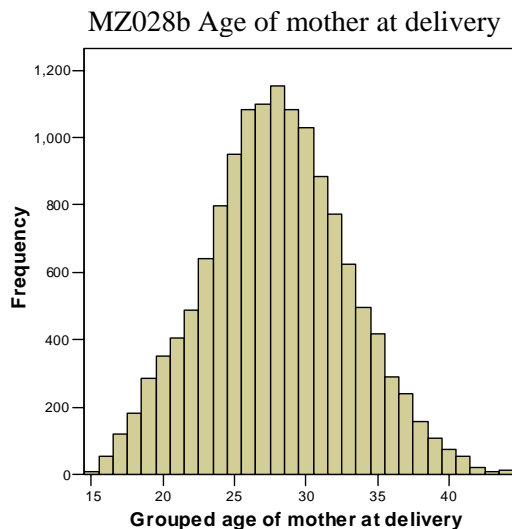
IV.3 Ages of parents and grandparents

(a) *Age of mother at birth of child*

The age of the mother at the birth of the child was calculated from the mother's date of birth (obtained at enrolment) and the date of delivery (obtained from the child health computer). It is given in completed years but curtailed at either end for confidentiality reasons (<17=16; >42 = 43) (MZ026).

(b) *Age of mother's partner*

The age of the mother's partner was as reported by the mother in the D files, but was curtailed at either end (<17=17), (>55=55). (D375). Note that this was not synonymous with the age at delivery of the study baby as the questionnaire was completed either in pregnancy or the postpartum (see ALSPAC main documentation).



(c) Maternal grandparents

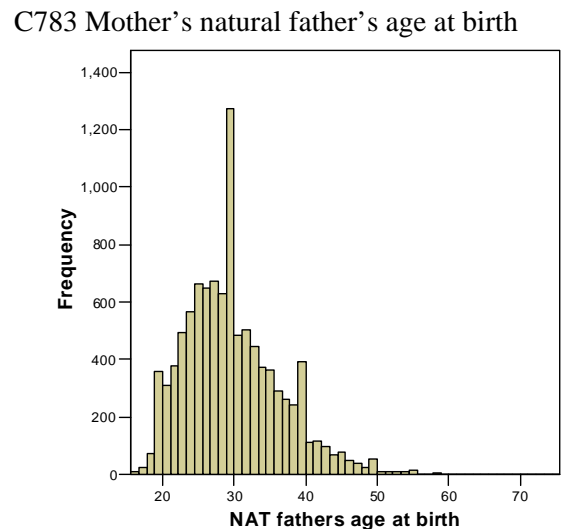
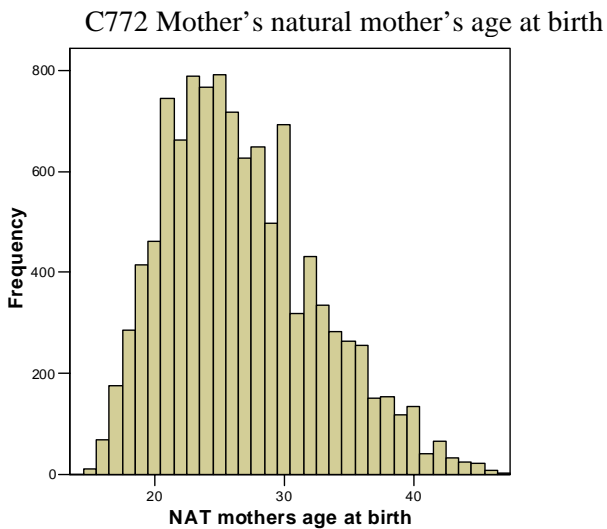
How old was your natural mother when you were born? (if you don't know, put 99) years
(99 was recoded to -1)

How old was your natural father when you were born? (if you don't know, put 99) years
(99 was recoded to -1)

Questionnaire (question no):
C (H5b), C (H6b)

The ages of the maternal grandparents at the birth of the study mother were curtailed as follows: maternal grandmother (<16=16; >45=45); maternal grandfather (<17=17; >55=55). (C772; C783).

Note that this was the maternal report, and that there was clear digit preference



(d) Paternal grandparents

How old was your mother when you were born?

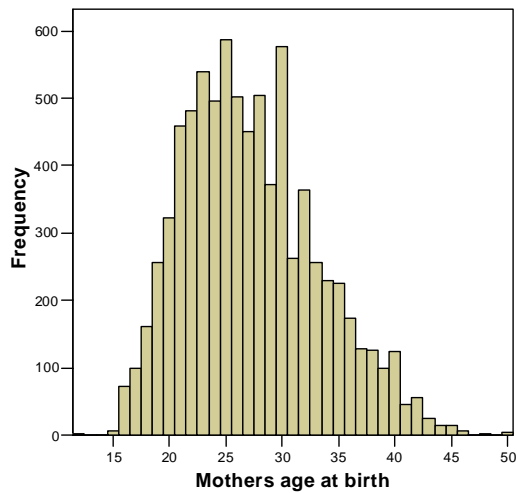
How old was your father when you were born?

Questionnaire (question no):
PB (F4b), PB (F5b)

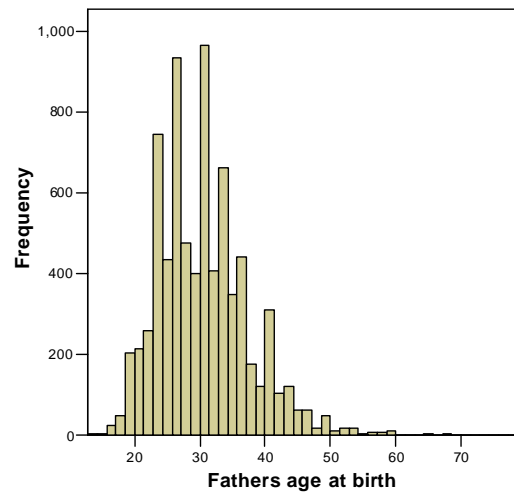
The ages of the paternal grandparents at the birth of the study father were curtailed as follows: paternal grandmother (<16=16; >45=45); paternal grandfather (<17=17; >55=55). (PB420, PB431).

Once again there is evidence of digit preference.

PB420 Father's natural mother's age at birth



PB431 Father's natural mother's age at birth



IV.4 Ethnic group

How would you describe the race or ethnic group of yourself, your partner and your parents?

- | | | | |
|-----------------|----------------|---------------------|---------------------|
| <i>(i)</i> | <i>(ii)</i> | <i>(iii)</i> | <i>(iv)</i> |
| <i>Yourself</i> | <i>Partner</i> | <i>Your mother*</i> | <i>Your father*</i> |

(by this we mean the mother and father figure who was mostly responsible for bringing you up)*

- white*
- black/Caribbean*
- black/African*
- black/other (please describe below)*
- Indian*
- Pakistani*
- Bangladeshi*
- Chinese*
- Any other ethnic group (please describe)*

[If more than 1 box was ticked, other was coded and the combinations written; these were reviewed and the categories changed as appropriate]

For all categories of ethnic group, the numbers of black African and Bangladeshi parents and grandparents were small and so, for purposes of confidentiality, they have been combined with the black Caribbean and Pakistani groups respectively.

The text descriptions of the 'other' categories have been perused, and if they did not fit into the initial categories, they were coded into 'other Asian' and 'other'.

(a) ethnic group of parents

Questionnaire (question no):

Mother: C (H8i), PB (F6ii); Partner: C (H8ii), F (G4), PB (F6i)

Table IV.4a: Ethnic groups of parents

Ethnic group	Mother reported by mother C800	Mother reported by father PB441	Father reported by mother C801	Father reported by mother F540	Father reported by father PB440
White	11943	9499	11549	10324	9484
Black African/Caribbean	86	55	206	145	93
Black other	41	17	25	18	21
Indian	54	41	67	46	47
Pakistan/Bangladesh	29	24	35	21	27
Chinese	30	27	28	22	19
Other Asian	17	13	6	5	7
Other	53	45	84	70	50
TOTAL VALID	12253	9643	12000	10651	9748

(b) ethnic group of grandparents

Questionnaire (question no):

Maternal grandparents: C (H8iii), C (H8iv); Paternal grandparents: PB (F6iii), PB (F6iv)

Table IV.4b: Ethnic group of grandparents

Ethnic group	Mother's mother C802	Mother's father C803	Father's mother PB442	Father's father PB443
White	11883	11809	9412	9346
Black African/Caribbean	91	116	88	107
Black other	9	6	5	7
Indian	56	58	47	48
Pakistan/Bangladesh	27	33	25	28
Chinese	33	33	17	22
Other Asian	15	10	10	9
Other	36	41	39	44
TOTAL VALID	12150	12106	9643	9611

(c) *ethnic group of child*

The child's ethnic background was derived as non-white if either C800 or C801 had codes in range 2-9.

It was possible to categorise 12005 children in this way (VAR C804): 572 were non-white.

IV.5 Financial difficulties, income and expenditure

(a) Financial difficulties

Questions on financial difficulties were derived by ALSPAC and collaborators to reflect the stress that parents might feel if they were unable to afford all that they wished to purchase. It is subjective, and is expected to reflect the stress or irritation a family may feel when short of money, regardless of whether they have a high or low standard of living.

How difficult at the moment do you find it to afford these items:

Very difficult Fairly difficult Slightly difficult Not difficult

*food
clothing
heating
rent or mortgage
things you will need for the baby*

[When 2 boxes were ticked, the one with the lower code was use]

[If all of C520-C524 were put to missing, they were kept as such; else (-1=4)]

Questionnaire (question no):
C (E8a-e), F (H16a-e), G (I16a-e)

Table IV.5: Financial difficulties

Difficulty	VAR no.	Very difficult	Fairly difficult	Slightly difficult	Not difficult	TOTAL VALID
Food	C520	191	815	1909	9096	12011
	F800	219	932	2122	7859	11132
	G835	163	800	1809	7431	10203
Clothing	C521	1519	1837	3680	4975	12011
	F801	1589	2049	3706	3788	11132
	G836	1325	1781	3539	3559	10204
Heating	C522	366	967	2064	8614	12011
	F802	423	1154	2376	7179	11132
	G837	371	1093	2110	6519	10150 ^a
Accommodation	C523	558	930	2151	8372	12011
	F803	535	935	2143	7519	11132
	G838	335	719	1668	6506	10052 ^b
Things for baby	C524	695	1327	3412	6577	12011
	F804	459	1221	2922	6530	11132
	G839	487	1143	2817	5725	10172

^a includes 57 paid by Department of Social Security

^b includes 824 paid by Department of Social Security

(b) Income and expenditure

Questions of income and expenditure were developed in association with the European Longitudinal Study of Pregnancy and Childhood (ELSPAC). They were not used during pregnancy as it was felt that they might put participants off. There was little problem, however, in asking them at later time points. (The questionnaires emphasised on each occasion that questions could be omitted at any point).

(i) Family income

Below are questions about financial matters. We realise this may be a sensitive subject. As with all our questions you may leave this section out if you want to. (However, if you can complete it, it will be of great importance to us).

On average about how much is the take home family income each week. (include social benefits etc)?

less than £100 £100-£199 £200-£299
£300-£399 £400 or more don't know

Questionnaire (question no):
H (G11a), J (D9a)

Table IV.5b: Income of family

Income per week	33 months H470	47 months J410
<£100	765	667
£100-199	1542	1339
£200-299	2482	2241
£300-399	1581	1884
£400+	2097	2407
TOTAL VALID	8737	8538

(ii) Expenditure on housing

Out of this, how much do you pay for rent, loans or mortgage each week?

nothing less than £20 £20-£39 £40-£59
£60-£79 £80 or more don't know

Questionnaire (question no):
H (G11b), J (D9b)

Table IV.5c: Expenditure on rent, loans or mortgage

Expenditure per week	33 months H471	47 months J411
Nothing	932	836
<£20	253	275
£20-39	610	527
£40-59	1433	1333
£60-79	1351	1361
£80+	3953	4055
TOTAL VALID	8532	8387

(iii) Expenditure on food

About how much do you spend on food for the whole family each week?

less than £20 £20-£29 £30-£39 £40-£49
£50-£59 £60 or more don't know

Questionnaire (question no):
H (G11c), J (D9c)

Table IV.5d: Expenditure on food

Income per week	33 months H472	47 months J412
<£20	171	154
£20-29	651	547
£30-39	1144	925
£40-49	1638	1376
£50-59	2203	1913
£60+	3320	4086
TOTAL VALID	9127	9001

(iv) Expenditure on childcare

How much do you spend on childcare each week (playgroup, childminder, baby sitter etc)?

nothing less than £10 £10-£19 £20-£29
£30-£39 £40-£49 £50 or more
varies don't know

Questionnaire (question no):
H (G11d), J (D9d)

Table IV.5e Expenditure on childcare

Expenditure per week	33 months H473	47 months J413
Nothing	3111	2555
<£10	2627	2320
£10-19	1138	1588
£20-29	578	585
£30-39	346	422
£40-49	285	308
£50+	820	1139
Varies	116	110
TOTAL VALID	9021	9027

(v) Savings and financial help

Do you manage to save at all?

Yes No

Questionnaire (question no):

H (G11e), J (D9e)

Do you receive any financial help from your parents or other relatives?

Yes No

Questionnaire (question no):

H (G11f), J (D9f)

Do you give financial help to your parents or other relatives?

Questionnaire (question no):

J (D9g)

Table IV.5f-h: Mother saving and receiving

Saving and receiving		33 months	47 months
Saves money	VAR	<u>H474</u>	<u>J414</u>
Yes		4435	4195
No		4794	4800
TOTAL VALID		9229	8995
Finance from relatives	VAR	<u>H475</u>	<u>J415</u>
Yes		1346	1264
No		7911	7844
TOTAL VALID		9257	9108
Finance to relatives	VAR	–	<u>J416</u>
Yes			510
No			8548
TOTAL VALID			9058

IV. 6 Educational qualifications

The list of educational qualifications used in this section mirrored those used in the 1970 birth cohort, and were included on the advice of Dr Albert Osborn who had been working on the 5 and 10 year sweeps of the Child Health and Education Study (CHES). As in the 1970 cohort, these have been used to derive a 5-point scale of increasing levels of education. The scales derived for the parents have been shown to be a valuable factor in assessing factors such as diet, smoking, other types of health behaviour, parenting and child development within ALSPAC (see ALSPAC web site for publications).

The categorisation was such that the individual was coded 1 to start with; if they had a qualification in shorthand/typing or other skill, had done an apprenticeship, a City and Guilds intermediate, or other qualification, the code was changed to 2; then if an

O-level or GCSE (A-C) this was changed to code 3; further changes to code 4 occurred if the person had an A-level, was a state enrolled nurse, a state registered nurse, a City and Guild final or full or a teaching qualification. Finally all with University degrees were coded 5. This coding has not been provided here, but the data are provided so that the variables may be derived.

What educational qualifications do you, your partner, your mother, and your father have? Please tick all that apply.

(i) (ii) (iii) (iv)
 Yourself Your partner Your mother* Your father*

[by this we mean the mother figure or father figure who was mostly responsible for bringing you up]*

<i>CSE or GCSE (D, E, F or G)</i>	<i>[blank was coded to 2]</i>
<i>O-level or GCSE (A, B or C)</i>	<i>[blank was coded to 2]</i>
<i>A-level</i>	<i>[blank was coded to 2]</i>
<i>Qualification in shorthand/typing/ or other skills, e.g. hairdressing</i>	<i>[blank was coded to 2]</i>
<i>Apprenticeship</i>	<i>[blank was coded to 2]</i>
<i>State enrolled nurse</i>	<i>[blank was coded to 2]</i>
<i>State registered nurse</i>	<i>[blank was coded to 2]</i>
<i>City & Guilds intermediate technical</i>	<i>[blank was coded to 2]</i>
<i>City & Guilds final technical</i>	<i>[blank was coded to 2]</i>
<i>City & Guilds full technical</i>	<i>[blank was coded to 2]</i>
<i>Teaching qualification</i>	<i>[blank was coded to 2]</i>
<i>University degree</i>	<i>[blank was coded to 2]</i>
<i>No qualifications</i>	<i>[blank was coded to 2]</i>
<i>Qualifications not known</i>	<i>[blank was coded to 2]</i>
<i>Not applicable, no such person</i>	<i>[blank was coded to 2]</i>
<i>other (please describe)</i>	

[If other was not ticked but information was written, then 1 was coded]

(a) Maternal qualifications

Questionnaire (question no):
C (H1a-n.i), K (F19a-n.i), PB (F1a-n.i)

Table IV.6a: Educational qualifications of mother

Educational level*		In pregnancy	At 5 years^a	Partner report
CSE or GCSE (D-G)	VAR	<u>C630</u>	<u>K6281</u>	<u>PB326</u>
	N	7269	4714	5068
O-level or GCSE (A-C)	VAR	<u>C631</u>	<u>K6282</u>	<u>PB327</u>
	N	8307	6644	6281
A-level	VAR	<u>C632</u>	<u>K6283</u>	<u>PB328</u>
	N	3303	2825	2708
Vocational qualifications	VAR	<u>C633</u>	<u>K6284</u>	<u>PB329</u>
	N	4823	3514	3427
Apprenticeship	VAR	<u>C634</u>	<u>K6285</u>	<u>PB330</u>
	N	374	212	256
State enrolled nurse	VAR	<u>C635</u>	<u>K6286</u>	<u>PB331</u>
	N	267	209	233
State registered nurse	VAR	<u>C636</u>	<u>K6287</u>	<u>PB332</u>
	N	653	586	535
City & Guilds intermediate	VAR	<u>C637</u>	<u>K6288</u>	<u>PB333</u>
	N	407	320	320
City & Guilds final	VAR	<u>C638</u>	<u>K6289</u>	<u>PB334</u>
	N	180	90	169
City & Guilds full	VAR	<u>C639</u>	<u>K6290</u>	<u>PB335</u>
	N	295	162	209
Teaching qualification	VAR	<u>C640</u>	<u>K6291</u>	<u>PB336</u>
	N	765	699	634
University degree	VAR	<u>C641</u>	<u>K6292</u>	<u>PB337</u>
	N	1615	1437	1408
Other	VAR	<u>C644</u>	<u>K6295</u>	<u>PB341</u>
	N	1218	1845	764
None	VAR	<u>C642</u>	<u>K6280</u>	<u>PB338</u>
	N	602	419	495
Qualification NK	VAR	<u>C643</u>	<u>K6293</u>	<u>PB339</u>
	N	123	124	310
TOTAL VALID	N	12413	8975	9957

^a Unlike the other data the K files have the 'no' answers put to missing. To treat as for the C and PB variables, recode '-1' to 2.

* categories not mutually exclusive

(b) Partner's qualifications

Questionnaire (question no):
C (H1a-n.ii), K (F19a-e.ii)

Table IV.6b: Educational qualifications of mother's partner

Educational level*		Mother In pregnancy	At 5 years^a	Partner In pregnancy
CSE or GCSE (D-G)	VAR	<u>C650</u>	<u>K6301</u>	<u>PB310</u>
	N	5698	3420	5090
O-level or GCSE (A-C)	VAR	<u>C651</u>	<u>K6302</u>	<u>PB311</u>
	N	6904	5028	6107
A-level	VAR	<u>C652</u>	<u>K6303</u>	<u>PB312</u>
	N	3410	2638	2892
Vocational qualifications	VAR	<u>C653</u>	<u>K6304</u>	<u>PB313</u>
	N	496	238	542
Apprenticeship	VAR	<u>C654</u>	<u>K6305</u>	<u>PB314</u>
	N	2687	1746	2402
State enrolled nurse	VAR	<u>C655</u>	<u>K6306</u>	<u>PB315</u>
	N	13	19	16
State registered nurse	VAR	<u>C656</u>	<u>K6307</u>	<u>PB316</u>
	N	68	58	72
City & Guilds intermediate	VAR	<u>C657</u>	<u>K6308</u>	<u>PB317</u>
	N	1495	918	1640
City & Guilds final	VAR	<u>C658</u>	<u>K6309</u>	<u>PB318</u>
	N	1065	568	1141
City & Guilds full	VAR	<u>C659</u>	<u>K6310</u>	<u>PB319</u>
	N	1391	936	1231
Teaching qualification	VAR	<u>C660</u>	<u>K6311</u>	<u>PB320</u>
	N	417	325	405
University degree	VAR	<u>C661</u>	<u>K6312</u>	<u>PB321</u>
	N	2181	1833	1941
Other	VAR	<u>C664</u>	<u>K6315</u>	<u>PB324</u>
	N	1205	1474	1646
None	VAR	<u>C662</u>	<u>K6300</u>	<u>PB322</u>
	N	796	555	793
Qualification NK	VAR	<u>C663</u>	<u>K6313</u>	<u>PB323</u>
	N	625	401	167
TOTAL VALID	N	12413	8975	9957

^a See Table IV.6a

* categories not mutually exclusive

(c) Grandparents' educational qualifications

Questionnaire (question no):

Maternal grandmother: C (H1a-n.iii); Maternal grandfather: C(H1a-n.iv);

Paternal grandmother: PB (F1a-n.iii); Paternal grandfather: PB (F1a-n.iv)

Table IV.6c Educational qualifications of study child's grandparents

Educational level*		Mother's mother	Mother's father	Partner's mother	Partner's father
CSE or GCSE (D-G)	VAR	<u>C670</u>	<u>C690</u>	<u>PB343</u>	<u>PB360</u>
	N	957	976	937	871
O-level or GCSE (A-C)	VAR	<u>C671</u>	<u>C691</u>	<u>PB344</u>	<u>PB361</u>
	N	2488	2401	1874	1931
A-level	VAR	<u>C672</u>	<u>C692</u>	<u>PB345</u>	<u>PB362</u>
	N	968	1274	710	982
Vocational qualifications	VAR	<u>C673</u>	<u>C693</u>	<u>PB346</u>	<u>PB363</u>
	N	2365	314	1596	321
Apprenticeship	VAR	<u>C674</u>	<u>C694</u>	<u>PB347</u>	<u>PB364</u>
	N	156	2066	120	1920
State enrolled nurse	VAR	<u>C675</u>	<u>C695</u>	<u>PB348</u>	<u>PB365</u>
	N	210	13	180	12
State registered nurse	VAR	<u>C676</u>	<u>C696</u>	<u>PB349</u>	<u>PB366</u>
	N	418	32	320	34
City & Guilds intermediate	VAR	<u>C677</u>	<u>C697</u>	<u>PB350</u>	<u>PB367</u>
	N	100	369	63	478
City & Guilds final	VAR	<u>C678</u>	<u>C698</u>	<u>PB351</u>	<u>PB368</u>
	N	40	310	38	418
City & Guilds full	VAR	<u>C679</u>	<u>C699</u>	<u>PB352</u>	<u>PB369</u>
	N	45	503	41	538
Teaching qualification	VAR	<u>C680</u>	<u>C700</u>	<u>PB353</u>	<u>PB370</u>
	N	620	412	471	365
University degree	VAR	<u>C681</u>	<u>C701</u>	<u>PB354</u>	<u>PB371</u>
	N	419	1019	382	803
Other	VAR	<u>C684</u>	<u>C704</u>	<u>PB358</u>	<u>PB375</u>
	N	387	648	208	532
None	VAR	<u>C682</u>	<u>C702</u>	<u>PB355</u>	<u>PB372</u>
	N	2181	1606	1722	1376
Qualification NK	VAR	<u>C683</u>	<u>C703</u>	<u>PB356</u>	<u>PB373</u>
	N	3863	4415	2905	2977
TOTAL VALID	N	12413	12413	9957	9957

* categories not mutually exclusive

IV.7 Use of a car

This variable was collected as it is commonly perceived as a social indicator, but also because of a marker of possible lack of exercise for the family.

Do you or your partner have the use of a car (including vans, minibuses, etc.)?

Yes No

Questionnaire (question no):

A (A14a) F (E14a) G (F19a) H (F17) K (E11a)

Table IV.7: Use of a car

Use of car	VAR No	Yes	No	TOTAL VALID
Pregnancy	A053	11883	1461	13344
8 months	F365	10094	1023	11117
21 months	G425	9336	796	10132
33 months	H301	8901 ^a	677	9578
5 years	K5100	8024 ^b	495	8519

^a includes 221 where they say they can borrow a car though they don't own one

^b includes 131 where they say they can borrow a car though they don't own one

IV.8 The variables (in addition to the core variables) and edits carried out

[The edits are given in square brackets]

Birth file

MZ028b Maternal age [<17=16; >42=43]

Early pregnancy

A053 Use of car

A525 Marital status

A526 Years since last marriage [>20=20]

A528 No. other live in partners [>4=4]

Late pregnancy

C520 Difficulty affording food

C521 Difficulty affording clothing

C522 Difficulty affording heating

C523 Difficulty affording accommodation

C524 Difficulty affording things for baby

C630-C644 Mother's educational qualifications

C650-C664 Partner's educational qualifications

C665 Whether mother has a partner

C670-C685 Mother's mother's educational qualifications

C690-C705 Mother's father's educational qualifications

C772 Mother's mother's age at birth of mother [<16=16; >45=45]

C783 Mother's father's age at birth of mother [<17=17; >55=55]

C800-C803 Ethnic group of parents and maternal grandparents [Black African combined with Black Caribbean, Bangladeshi with Pakistani]
C804 Study child's ethnic background

Pregnancy or postpartum

D375 Age of mother's partner [<17=17; >55=55]

8 months post delivery

F365 Use of a car
F540 Ethnic group of partner [grouped as for C800]
F800 Difficulty affording food
F801 Difficulty affording clothing
F802 Difficulty affording heating
F803 Difficulty affording accommodation
F804 Difficulty affording items for child

21 months post delivery

G425 Use of a car
G517 Mother's marital status
G835 Difficulty affording food
G836 Difficulty affording clothing
G837 Difficulty affording heating
G838 Difficulty affording accommodation
G839 Difficulty affording items for child

33 months post delivery

H301 Use of car
H386 Mother's marital status
H470 Family income
H471 Amount spent on rent or loans
H472 Amount spent on food
H473 Amount spent on child care
H474 Money is saved
H475 Financial help received from relatives

47 months

J370 Mother's marital status
J410 Family income
J411 Amount spent on rent or loans
J412 Amount spent on food
J413 Amount spent on child care
J414 Money is saved
J415 Financial help is received from relatives
J416 Financial help is given to relatives

5 years

K5100 Use of car
K6280-K6293, K6295 Mother's educational qualifications [no tick on yes, put to 'no']
K6300-K6315 Partner's educational qualifications [no tick on yes, put to 'no']

Partner's questionnaires in pregnancy

PA065 Marital status
PA066 Years since last marriage [>20=20]
PA068 No marriages/live in partners [>6=6]

PB310-PB324 Partner's educational qualifications
PB326-PB341 Partner's partner's^a educational qualifications (^a i.e. mother)
PB343-PB358 Partner's mother's educational qualifications
PB360-PB375 Partner's father's educational qualifications
PB420 Partner's mother's age at his birth [<16=16; >45=45]
PB431 Partner's father's age at birth [<17=17; >55=55]
PB440 Ethnic origin of partner [as for C800]
PB441 Ethnic origin of partner's partner (i.e. study mother) [as for C800]
PB442 Ethnic origin of partner's mother [as for C800]
PB443 Ethnic origin of partner's father [as for C800]

IV.9 Suggested statistical exercises

1. How do the parents' ages relate to one another, and to the ages of their own parents at their own births?
2. How do the social circumstances of non-white mothers differ from the rest of the population?
3. Is the use of a car a good marker of social circumstances?
4. How do the parents' educational qualifications relate to one another and to those of their parents? What influence does age at delivery have on this?
5. How do the mothers perceived financial difficulties vary over time? How does the perception vary with other socio-economic factors?
6. How do the socio-economic and other circumstances of the women who have been divorced differ from those who are separated or never married?
7. What are the social circumstances of families who manage to save, or those who financially help their parents or other relatives?
8. The text answers to the 'other' categories of educational qualifications have been listed. How should the different responses be categorised?
9. How many women increased their educational qualifications between late pregnancy and 5 years post-delivery? How does their socio-economic profile compare with the rest of the population?
10. How well do the mothers' and fathers' reports of their educational achievements correlate? Are they more or less accurate for those who have lived together a long time?