

DETAILS OF LFS VARIABLES

2003

CONTENTS

Section	Page
Information About This Guide	1
List of Variables by Subject	3
Individual Demographics	17
Household Characteristics	56
Family Characteristics	67
Economic Activity.....	71
Main Job.....	77
Second Job.....	139
Seeking/Not Seeking Work	154
ILO Unemployment.....	165
Benefit Entitlement.....	187
Employment Twelve Months Ago	195
Education and Training.....	202
Health	258
Child Care.....	269
Income.....	271
Broadbanded Variables	285
System Variables.....	288
Weights.....	293
Index.....	294

INFORMATION ABOUT THIS GUIDE

This edition completely replaces the 2002 version. It contains information on all the current LFS variables. Information on old LFS variables, between the years 1992 and 2002 can be found in the 2002 version of Volume 3.

NA's and DNA's

Unless otherwise specified in this guide, the coding for “no answer” (NA) and “does not apply” (DNA) are -8 and -9 respectively.

Multi-Response Variables

Multiple response items are questions that can have more than one value for an individual case. This form of question is very useful when respondents are required to select a number of items from a list of possible answers.

The LFS makes use of a number of such questions. For example, ILLDAYS which asks respondents to identify on which day or days of the week they were off work due to sickness or injury. As a week contains seven days, answers to ILLDAYS are stored in one or more of seven separate variables, ILLDAYS1 to ILLDAYS7. Answers are recorded sequentially, so the first answer is held in ILLDAYS1, the second in ILLDAYS2 and so on. A code, one to seven, Monday to Sunday, is used within each variable to distinguish each day.

Some multi-response variables may be “ranked”, in a particular order. QUALS is an example of such a variable, where the respondent's highest qualification is recorded in QUALS01, their second highest in QUALS02, and so on.

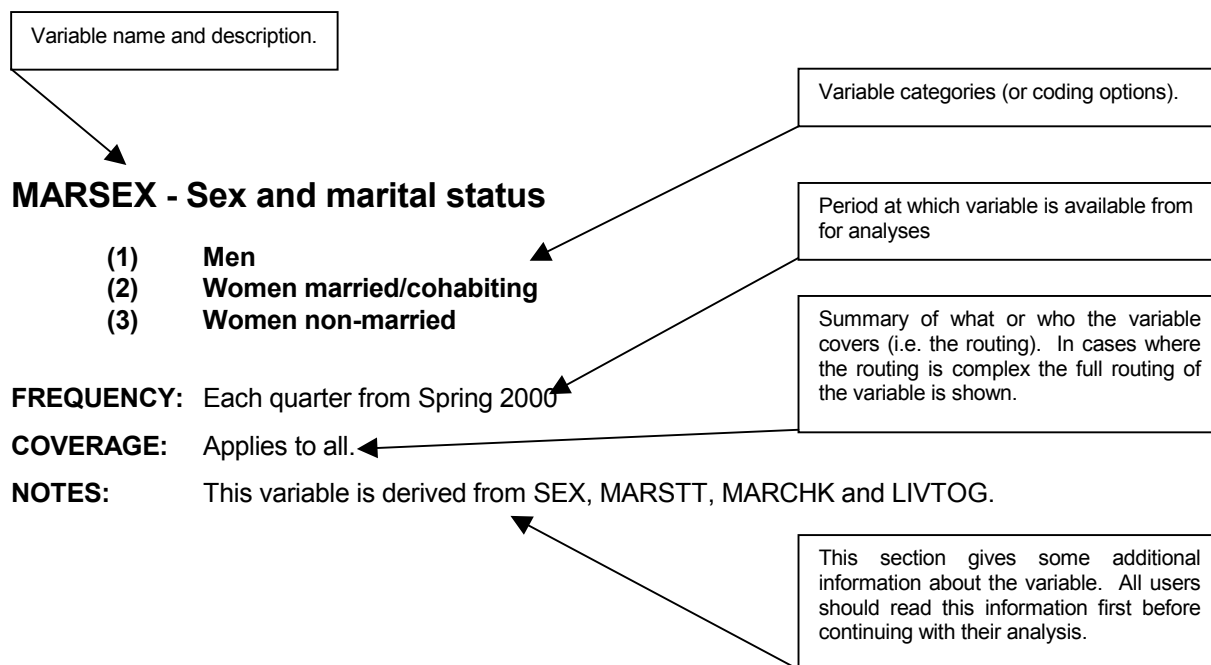
The structure of such variables means that users need to adjust their analysis accordingly e.g. to arrive at the total number of people sick on a Friday you would need to sum answers from ILLDAYS1 to ILLDAYS7. Some data analysis packages have multiple response tools that can assist in this.

Below are a list of all the multi-response variables in the Labour Force Survey:

ACTWKDY(1-7)	HEAL(01-17)	NTAXCRD(1-4)	TAXFUT3(1-5)
	HEALB(1-5)	NTCORGN(1-5)	TEACH(1-3)
BNKHL(1-12)	HEALPB(01-10)		TPBN01(1-8)
BONCMP(1-4)	HOMED(1-3)	PENBEN(1-3)	TPBEN03(1-9)
	HOMED2(1-3)	PENBEN3(1-3)	TRNFEE(1-5)
CMBDEG(01-12)	HSNGGB(1-2)	PRIVEH(01-10)	TYPVEH(01-10)
CHATT(01-10)	HSNGNI(1-2)		
CHINF(1-2)		QUALCH(1-3)	UNDY98(1-9)
CHPEO(1-9)	ILLDAYS(1-7)	QUALS(01-23)	UNEMBN(1-2)
CHPRI(1-2)			
	JOBLRN(1-3)	REDP(1-3)	WCHDAY(1-7)
ERNCM(01-11)			
	LOOKM(1-3)	SELF(1-4)	XR(00-15)
FEEIR(1-5)		SKDSBN(1-7)	
FLEX9D(1-3)	METHAL(01-14)	SKDSBN3(1-7)	
FAMLY(1-4)	METHMP(01-11)	SLEARN(1-3)	
FAMLY03(1-3)	METHSE(1-6)	SUBCOD(1-8)	
	MAINDRV(1-10)		

Layout of Variable Information

All variables in this guide are laid out using the same format as follows:



SuperCROSS variables

From Spring 2003, Labour Force Survey data will also be available in SuperCROSS format. SuperCROSS allows the tabulation of large datasets, processing and presenting the data in a variety of easily understood formats. To do this, variables in SuperCROSS are presented in a slightly different way.

Variables with the 's' suffix (e.g. ACTHRS) are in the summation options (where only numeric variables are stored) and can be used to calculate averages (continuous numeric) or other maths functions may be applied.

Variables with the 'c' suffix (e.g. ACTHRC) are cross classification variables and appear in the fields box. These are mostly used for re-codes (e.g. banded hours), cross tabulations or filtering.

Variables with the 'm' suffix (e.g. ACTWKDYM) are multi-coded variables combined to create a new variable that considers more than one response to the same question.

Please check variable notes for SuperCROSS variable names.

LIST OF VARIABLES BY SUBJECT**INDIVIDUAL DEMOGRAPHICS.....17****MAIN CHARACTERISTICS.....17**

SEX - Sex of respondent	17
AGE - Age of respondent	17
AGEDFE - Age of respondent at preceding 31 August	17
AGES - Age groups in 5 year intervals	18
AAGE - Age group	18
DOBD - Date of birth day	18
DOBM - Date of birth month	19
DOBY - Date of birth year	19
DTEOFBTH - Date of birth	19
MARSTT - Marital status	19
AMARSTT - Marital Status	20
MARDY - Married/Cohabiting	20
MARCHK - Whether spouse is household member	20
LIVTOG - Whether living together as couple	21
MARSEX - Sex and marital status	21
IREND2 - Religious denomination	22

NATIONALITY, NATIONAL IDENTITY, COUNTRY OF BIRTH.....23

NATION - Nationality	23
CRY01 - Country of Birth	23
NATO - Nationality (other)	24
NATOX - Nationality (other)	25
CRYO - Country of birth	26
CRYOX - Country of birth (other)	27
CAMEYR - Year of arrival in the UK	28
NATIDB - Whether British national identity	28
NATIDE - Whether English national identity	28
NATIDI - Whether Irish national identity	28
NATIDS - Whether Scottish national identity	29
NATIDW - Whether Welsh national identity	29
NATIDO - Whether other national identity	29
CYMU - Understand spoken Welsh	29
CYMS - Speak Welsh	30
CYMR - Read Welsh	30
CYMW - Write Welsh	30

ETHNICITY, RELIGION, ENGLISH AS A SECOND LANGUAGE.....31

ETH01 - Ethnic group	31
ETHWH - White ethnic group	32
ETHMX - Mixed ethnic group	32
ETHAS - Asian ethnic group	32
ETHBL - Black ethnic group	33
ETHCEN15 - Ethnicity revised	33
ETHCEN6 - Ethnicity revised	34
RELIG - Religion	34
RELP - Whether practising religion	34
LANGESW - First language at home	35
LANGNI - First language at home	35
LANGSNC - First language at home	35
LANGD1 - Language difficulties keeping/finding job	36
LANGD2 - Language difficulties causing problems with education	36

RESIDENTIAL DETAILS.....37

COUNTRY - Country within UK	37
URESMC - Region of usual residence	37
GOVTOR - Government Office regions	38
GOVTOF - Government Office Regions - Summary	38
UACNTY - Unitary Authority / County Level	39
UALA - Unitary Authority / Local Authority	40
UALADGB - Unitary Authorities and LADs of Great Britain	41
UALD3 - Place of residence three months ago	41
UALDO - Place of residence one year ago	41

UALDWK - Place of work	41
UALDWK2 - Place of work in second job	41
LEA - Local Education Authorities	42
TLEC99 - Training and enterprise councils	43
LSC - Learning and skills councils	44
LP - Learning Partnerships	45
CCET - Community Consortia for Education and Training	46
ELWA - Education and Learning Wales	46
RESTME - Length of time at this address	47
RESMTH - Months at this address	47
RESBBY - Whether respondent is baby	47
M3CRY - Place of residence 3 months ago	48
M3CRYO - Country of residence 3 months ago	49
REG3 - Region of residence 3 months ago	50
GOR3 - Region of residence 3 months ago	50
OYEQM3 - Whether living at same address 12 months ago	51
REGONE - Region of residence 12 months ago	51
GORONE - Region of residence 12 months ago	52
OYCRY - Country of residence 12 months ago	52
OYCRYO - Country of residence 12 months ago	53
RESPONSE DETAILS	54
CAIND - Child/Adult indicator	54
IOUTCOME - Individual outcome	54
PRXREL - Type of proxy response	55
HOUSEHOLD CHARACTERISTICS	56
STRUCTURE	56
HHTYPE - Type of household	56
HLDCMP - Composition of household	57
RELH96 - Relationship to head of household	58
RELHRP - Relationship to HRP	58
HRP - Household reference person	59
DVHRPNUM - Person number of HRP	59
HOHID - Head of household identification	59
XR(00-15) - Relationship to person	60
TOTNUM - Total number of eligible people in household	60
TOTFU - Total number of family units in household	60
FMDP - Number of family units in household with dependent children only	61
FMNDP - Number of family units in household with non-dependent children only	61
FMPLUS - Total number of family units with more than one person	61
TOTXFU - Total number of extended families in household	61
XFMDC - Total number of extended family units in household with dependent children only	62
XFMNDC - Total number of extended family units in household with non-dependent children only	62
HDPCH19 - Number of dependent children in household aged under 19	62
AOHL16 - Age of oldest dependent child in household aged under 16	62
AOHL19 - Age of oldest dependent child in household aged under 19	63
AYHL19 - Age of youngest dependent child in household aged under 19	63
HOUSING TENURE	64
HRPID - Respondent accommodation responsibility	64
TEN96 - Accommodation details	64
RENT96 - Accommodation tied to job	64
LAND96 - Landlord of accommodation	64
FURN - Whether accommodation furnished	65
ACCESS TO MOTOR VEHICLES	66
USEVEH - Own or use motor vehicle	66
TYPVEH(01-10) - Type of vehicle	66
MAINDRV(1-10) - Driver with most mileage	66
PRIVEH(01-10) - Ownership of vehicle	66
FAMILY CHARACTERISTICS	67
STRUCTURE	67
FUTYPE - Type of family unit	67

EXTFU - Extended family unit	67
SMSXFU - Same sex family unit	68
FAMUNIT - Family unit number	68
RELHFU - Relationship to head of family	68
AOFL16 - Age of oldest dependent child in family under 16	68
AOFL19 - Age of oldest dependent child in family under 19	69
AYFL19 - Age of youngest dependent child in family under 19	69
FDPCH2 - Number of dependent children in family aged under 2	69
FDPCH4 - Number of dependent children in family aged between 2 & 4	69
FDPCH9 - Number of dependent children in family aged between 5 & 9	69
FDPCH15 - Number of dependent children in family aged between 10 & 15	70
FDPCH16 - Number of dependent children in family aged under 16	70
FDPCH19 - Number of dependent children in family aged under 19	70
ECONOMIC ACTIVITY	71
BASIC ECONOMIC ACTIVITY	71
INECACA - Basic economic activity (ILO definition)	71
ILODEFA - Basic economic activity (ILO definition)	72
ILODEFA5 - Basic economic activity (ILO definition)	72
AECTACT - Economic activity	72
MOBILE WORKFORCE	73
MOVED - Whether moved because of job relocation	73
CASHTIM - Contribution to cost of move from employer	73
CASHFUL - Full cost of move covered by employer	73
GOVERNMENT TRAINING SCHEMES	74
SCHM99 - Whether of Government employment or training schemes	74
NDTYPE - Identifies participants on New Deal specifically for either lone parents or the disabled	74
NEWDEAL - New Deal option	75
TECLEC - Whether on scheme run by a TEC or a LEC	75
YTETMP - YT, ET, TEC schemes	75
YTETJB - Whether had paid job in addition to scheme	76
MAIN JOB	77
WORKING IN REFERENCE WEEK	77
WRKING - Whether did paid work in reference week	77
JBAWAY - Whether temporarily away from paid work	77
OWNBUS - Whether doing unpaid work for own business	77
RELBUS - Whether doing unpaid work for relative's business	78
EVERWK - Ever had a paid job or place on scheme	78
INDUSTRY CONVERSION VARIABLE	79
SIC80M - To compare SIC92 codes to SIC80 codes	79
INDUSTRY SIC92	80
INDM92M - Industry in main job	80
INDS92M - Industry division in main job	80
INDD92M - Industry class in main job	81
INDG92M - Industry group in main job	81
INDSECT - Industry sectors in main job	81
PRIVATE OR PUBLIC SECTOR	82
PUBLIC - Whether working in public or private sector	83
SECTOR - Whether working for private firm or business	83
SECTRO - Types of non-private organisations	84
SECTRO03 - Type of non-private organisation	84
OCCUPATION	85
SOCMAIN - Occupation in main job	85
SOC2KM - Occupation (main job)	85
SC2KMMJ - Major occupation group (main job)	85
SC2KMMN - Minor occupation group (main job)	86
EMPLOYMENT STATUS	87
STAT - Employment status	87

NSTAT - Employment status in main job	87
PDWAGE - Whether paid a salary or wage by an employer.....	87
SELF(1-4) - Other methods of payment aside from receiving a salary or wage direct from an employer.....	88
SUPVIS - Responsible for supervising.....	88
MANAGE - Managerial duties or supervising.....	88
MPNE02 - How many employees at work.....	89
SOLO - Working alone or employees	89
MPNS02 - How many (s)he employed	89
ONETEN - Number (1 - 10) of employees working for self employed person	90
OTHWP - Whether employer has any other workplaces in the UK (apart from the one the respondent actually works at)	90
OTWPNO2 - Number of employees in total in the UK.....	90
OMCONT - Whether owns business or has a controlling interest in company worked for	90
OMROLE - Whether having authority to hire or dismiss employees.....	91
NOCUST - Number of customers which a self employed respondent has	91
FTPTW - Whether working full or part time (employees and self employed people only).....	91
FTPT - Whether working full or part time	91
FTPTWK - Whether full or part time in main job.....	92
YPTJOB - Reason for part time job.....	92
YNOTFT - Reason not wanting full time job.....	92
YPTCIA - Reason part-time work	93
JOBTYP - Whether job permanent	93
JOBTMP - Reason for job not being permanent.....	93
WHYTMP - Reason for taking non-permanent job	93
TEMLLEN - Length of non-permanent job	94
RESTEM - Reason job is temporary	94
NSECM - NS-SEC category (main job).....	95
NSECMJ - NS-SEC class (main job)	96
CURRENT EMPLOYMENT	97
EMPMON - Months continuously employed	97
EMPLLEN - Length of time continuously employed	97
CONMPY - Year started working with current employer.....	97
CONSEY - Year started as continuously self employed.....	97
CONMON - Month started current job.....	98
HOWGET - How current job was obtained	98
TMPPAY - Who paid for temporary work	98
REDUNDANCY WITHIN LAST 3 MONTHS	99
REDUND - Whether made redundant in last three months	99
REDPAID - Left paid job in last 3 months	99
REDYLFT - Reason left last job	99
REDANY - Whether made redundant from any other job in last 3 months.....	100
REDSTAT - Status in job (made redundant from)	100
REDCLOS - Reason for leaving job left in last three months	100
REDP(1-3) - Type of payment received	100
REDIND - Whether industry made redundant from is same as previously stated	101
REDOCC - Whether occupation made redundant from is same as previously stated	101
REDSUPV - Supervisory responsibility.....	101
REDMNGE - Managerial duties (redundant).....	101
RDMPNO2 - Number of employees at work (redundant)	102
REDSOLO - Work alone or employees	102
REDMPN2 - Number (s)he employed.....	102
RDIC92 - Industry made redundant from	103
REDINDY - Industry made redundant from	103
RDOCOD - Occupation made redundant from if different from previously stated	103
SOC2KR - Occupation made redundant from	104
HOME WORKERS	105
HOME - Whether working from home in main job	105
EVHM98 - Whether doing paid or unpaid work at home in main job	105
HOMED(1-3) - Worked at least one FULL day at home in reference week in main job	105
TELEQA - Used both a telephone and a computer to carry out work at home	105
TELEQB - Whether possible to work at home without using both a telephone and a computer.....	106
ATFROM - Who working for from home	106
SMESIT - Type of work done from home	106
LOCATION	107
REGWK - Region of place of work.....	107

GORWK - Region of place of work	108
SAMELAD - Whether lives and works in same Local Authority District	108
TRAVEL TO WORK	109
DRIVL - Current UK driving licence.....	109
DRFP - Full or Provisional licence.....	109
DLTYP - Type of driving licence.....	109
TRLEAVE - Left job because of transport problems.....	109
TREFEMP - Turned down job because of transport problems.....	110
TREFT - Type of transport difficulties.....	110
TDIFEMP - Transport problems now.....	110
TRDSAME - Same problems as before	111
TDIFT(1-6) - Type of transport difficulties	111
TRVTIME - Usual home to work travel time in minutes	111
TRVMTH - Usual method of travel to work.....	112
TRVDRV - Use of car/van/minibus/works van to travel to work.....	112
SICKNESS	113
ACTWKDY(1-7) - Days scheduled to work.....	113
ILLWK - Had days off work because sick or injured.....	113
ILLDAYS(1-7) - Days had off sick or injured	113
ILLOFF - Number of days off sick in reference week	114
ILLMON - Whether off work sick on a Monday	114
ILLTUE - Whether off work sick on a Tuesday	114
ILLWED - Whether off work sick on a Wednesday	114
ILLTHU - Whether off work sick on a Thursday	115
ILLFRI - Whether off work sick on a Friday.....	115
ILLSAT - Whether off work sick on a Saturday.....	115
ILLSUN - Whether off work sick on a Sunday	115
HOURS	116
EVEROT - Whether ever work paid or unpaid overtime.....	116
TOTUS1 - Total usual hours worked excluding lunch breaks (no overtime).....	117
USUHR - Usual hours worked excluding overtime	117
PAIDHRU - Paid Hours (based on usual hours per week).....	117
POTHR - Usual hours of paid overtime.....	118
UOTHR - Usual hours of unpaid overtime	118
TOTUS2 - Usual hours worked including overtime.....	118
TOTAC1 - Total actual hours worked (no overtime).....	119
ACTHR - Actual hours worked excluding overtime.....	119
PAIDHRA - Paid Hours (based on actual hours per week)	119
ACTPOT - Actual hours of paid overtime.....	120
ACTUOT - Actual hours of unpaid overtime.....	120
TOTAC2 - Actual hours worked including paid and unpaid overtime.....	120
BUSHR - Total usual hours worked in main job (excluding overtime).....	121
TTUSHR - Total usual hours worked in main job (including overtime).....	121
BACTHR - Basic Actual Hours in main job (per week).....	121
TTACHR - Total actual hours worked in main job in reference week.....	122
TOTHR - Total hours worked in reference week	122
YLESS - Reason worked fewer hours than usual in reference week.....	123
YMORE - Reason for working more weekly hours	123
MATLVE - Status of maternity leave	124
VARYHR - Whether weekly hours tend to vary	124
DIFFHR - Whether hours different from usual in reference week.....	124
SUMHRS - Total actual hours worked in main and second job.....	125
EMPLOYMENT PATTERN	126
SHFTWK99 - Whether shift work done in respondent's main job.....	126
SHFTYP - Type of shift pattern	126
FLED9D - Type of agreed work arrangement.....	127
FLEX9D(1-3) - Type of agreed work arrangement	128
LSSOTH - Time off flexi or annual.....	128
FLEXW1 - Whether respondent works flex-time	128
FLEXW2 - Whether respondent works to annualised hours contract.....	129
FLEXW3 - Whether respondent works to a term time working agreement.....	129
FLEXW4 - Whether respondent's work involves job sharing	129
FLEXW5 - Whether respondent works a nine day fortnight.....	129
FLEXW6 - Whether respondent works a four and a half day week	129
FLEXW7 - Whether respondent works zero hours contract.....	129

FLEXW8 - Whether respondent works none of the working patterns described	130
FLEXW9 - Whether respondent does not know which agreed working arrangements are worked	130
DAYSPPZ - Number of different days per week worked	130
USUWRK1 - Respondents usual pattern of work	130
USUWRK2 - Respondents usual pattern of work	130
USUWRK3 - Respondents usual pattern of work	131
EVDAY - Whether respondent ever works during the day	131
EVEVE - Whether respondent ever works during the evening	131
EVNGHT - Whether respondent ever works at night	131
WCHDAY(1-7) - Which days of the week respondent usually works on	131
WCHMO - Whether respondent usually works Monday	132
WCHTU - Whether respondent usually works Tuesday	132
WCHWE - Whether respondent usually works Wednesday	132
WCHTH - Whether respondent usually works Thursday	132
WCHFR - Whether respondent usually works Friday	132
WCHSA - Whether respondent usually works Saturday	132
WCHSU - Whether respondent usually works Sunday	133
WKMON - Whether worked on a Monday	133
WKTUE - Whether worked on a Tuesday	133
WKWED - Whether worked on a Wednesday	133
WKTHU - Whether worked on a Thursday	133
WKFRI - Whether worked on a Friday	134
WKSAT - Whether worked on a Saturday	134
WKSUN - Whether worked on a Sunday	134
EVSAT - Whether respondent ever works on a Saturday	134
EVSUN - Whether respondent ever works on a Sunday	134
HOLS - Number of days of paid holiday entitlement	135
BANK - Whether respondent worked (in their main job) on any Bank or Public holidays during the period 1 st Dec to 31 st Aug	135
BNKHL(1-12) - Which Bank or Public holidays respondent worked on in last year	135
BNKHOLF - How many Bank or Public Holidays did respondent work on in past year	137
BHPAID - Whether paid for working on Public Holidays	137
BHNOTA - Whether paid at least basic rate for Public holidays not worked	137
BHNOTB - Whether paid at least basic rate for Public holiday not worked	137
BHNOTC - Reason for not being paid at least basic rate on public holidays not worked in last year	137
UNION REPRESENTATION	138
UNION - Whether trade union or staff association member*	138
TUPRES - Whether other people at workplace are members of trade union or staff association*	138
TUCOV - Whether agreements between trade union and employer affect pay and conditions*	138
SECOND JOB	139
REFERENCE – SECOND JOB	139
SECJOB - Whether had second job in reference week	139
Y2JOB - Whether had 2 jobs because of a change of job in reference week	139
OCCUPATION IN SECOND JOB	140
SOCSEC - Occupation in second job	140
SOC2KS - Occupation in second job	140
SC2KSMJ - Major occupation group (second job)	140
SC2KSMN - Minor occupation group (second job)	141
INDUSTRY IN SECOND JOB: CONVERSION VARIABLE	142
SIC80S - To compare SIC92 codes to SIC80 codes	142
INDUSTRY IN SECOND JOB – SIC92	143
INDM92S - Industry in second job	143
INDS92S - Industry division in second job	144
INDD92S - Industry class in second job	145
INDG92S - Industry group in second job	145
EMPLOYMENT STATUS IN SECOND JOB	146
SECJMB - Employment status in second job	146
STAT2 - Employment status (second job)	146
NSTAT2 - Employment status in second job	146
SUPVIS2 - Supervisory responsibility (second job)	147
MANAG2 - Managerial duties second job	147

MPNES02 - Number of employees where worked second job	147
SOLO2 - Working alone or employees (second job)	147
MPNSS02 - Number of people employed self second job	148
JOBTYP2 - Permanency second job	148
JOBTMP2 - How second job not permanent	148
HOURS IN SECOND JOB	149
ACTHR2 - Actual hours in second job including overtime	149
HOME WORKERS – SECOND JOB	150
HOME2 - Whether working from home in additional job	150
HOMED2(1-3) - Work at least one day at home in reference week	150
TELQA2 - Whether respondent uses both a telephone and a computer to carry out work at home	150
TELQB2 - Whether possible to work at home without using both telephone and computer	150
ATFRM2 - Who working for from home in additional job	151
SMEST2 - Type of work done from same grounds etc in additional job	151
LOCATION OF SECOND JOB	152
REGWK2 - Region of workplace for second job	152
GORWK2 - Region of workplace for second job	153
SEEKING/NOT SEEKING WORK	154
REASON FOR SEEKING A REPLACEMENT/ADDITIONAL PAID JOB	154
DIFJOB - Whether looking for different or additional paid job or business	154
ADDJOB - Whether seeking replacement or additional job	154
LOOKM(1-3) - Reasons for looking for different job	154
PREFHR - Preferred working hours in new job being looked for	155
LESPAY - Whether accept less pay for shorter hours in new job being sought	155
WHETHER LOOKING	156
LOOK4 - Whether looking for paid work in last four weeks	156
LKYT4 - Whether looking for a place on a Government scheme in last four weeks	156
EMPLOYMENT STATUS	157
TYEMPS - Type of employment sought	157
LKSELA - Whether looking for work as employee or self employed	157
LKSELC - Will be starting work as an employee or self-employed	157
LKFTPA - Whether looking for full or part time work	158
LKFTPC - Will be starting full or part time work	158
AXPA - Whether would accept part time work	158
AXPB - Whether would have accepted part time work	158
AXFA - Whether would accept full time work	159
AXFB - Whether would have accepted full time work	159
UNDEREMPLOYMENT	160
UNDEMP - Whether would like to work longer hours, at current basic rate of pay, given the opportunity	160
UNDHRS - Number of extra hours would like to work	160
UNDY98(1-9) - Reasons for not looking for additional or different job with longer hours	160
UNWYMN - Main reason for not looking for additional or different job with longer hours	161
UNDST - Whether available to start working longer hours, or start a job with longer hours, within next two weeks	161
UNDNST - Reason unable to start new job in two weeks	161
UNDSKHR - Approached employer about working more hours	161
UNDABL - Whether employer able to increase hours	162
EXTHRS - Main reason for not taking up extra hours with current employer	162
EXTOTH - Other reasons for not taking up hour	162
LESPAY2 - Whether prefer to work shorter hours than at present in current job	162
LESPAY3 - Whether would work shorter hours for less pay	162
OVHRS - How many fewer hours would you like to work	163
OVST - Could start new job working shorter hours in two weeks	163
OVNST - Main reason couldn't start in two weeks	163
OVSKHR - Approached employer about working fewer hours each week	163
OVABL - Employer able to let you work shorter hours	164

ILO UNEMPLOYMENT.....	165
WHEN LEFT LAST JOB	165
DURUN - Duration of unemployment.....	165
DURUN2 - Duration of unemployment.....	165
WNLEFT - When left last job.....	166
WNLEFT2 - When left last job.....	166
LEFTYR - Year left last job.....	166
LEFTM - Month left last job.....	167
LEFTW - Whether left last job in reference week.....	167
OCCUPATION IN LAST JOB	168
SOCLAST - Occupation in last job.....	168
SOC2KL - Occupation (last job).....	168
SC2KLMJ - Major occupation group (last job).....	168
SC2KLMN - Minor occupation group (last job).....	169
INDUSTRY IN LAST JOB – CONVERSION VARIABLE	170
SIC80L - To compare SIC92 codes to SIC80 codes.....	170
INDUSTRY IN LAST JOB – SIC92	171
INDM92L - Industry in last job.....	171
INDS92L - Industry division in last job.....	171
INDD92L - Industry class in last job.....	172
INDG92L - Industry group in last job.....	172
EMPLOYMENT STATUS IN LAST JOB	173
NSTATL - Employment status in last job.....	173
MAIN METHODS OF SEEKING WORK	174
LKWFWM - Main method of looking for work in the last four weeks.....	174
METHMP(01-11) - Method of looking for work (employees or Government scheme).....	175
METHSE(1-6) - Method of looking for work (self employment).....	176
METHAL(01-14) - Method of looking for work (no preference).....	177
MAINME - Method of looking for work (employees or Government scheme).....	178
MAINMS - Method of looking for work (self employment).....	179
MAINMA - Method of looking for work (no preference).....	180
METHM - Main method of looking for work.....	181
AVAILABILITY TO START WORK	182
WAIT - Whether waiting to take up job.....	182
JOBEBEG - Whether will be starting new job.....	182
LIKEWK - Whether would like work.....	182
NOLOOK - Reason not looking for work.....	183
NOLOKF - Not looking for work because of looking after family/home details.....	183
NOWANT - Reason not looking for work.....	183
NOWNTF - Not wanting work because of looking after family/home details.....	184
START - Whether could start work within the next two weeks.....	184
YSTART - Reason why could not start work within two weeks.....	184
YSTRTF - Cannot start work within two weeks because of looking after family/home details.....	184
DETAILS OF JOB SEARCH	185
LKTIMA - How long looking for work.....	185
LKTIMB - How long looking for work.....	185
BEFOR - Activity before starting to look for work.....	186
BEFORF - Family/home commitments before looking for work.....	186
BENEFIT ENTITLEMENT	187
BENFTS - Whether claiming any State Benefits (incl. State Pension, Allowances or National Insurance Credits).....	187
TPBEN03(1-9) - Type of benefit claimed.....	187
TPBN01(1-8) - Type of benefit or Tax Credit claimed.....	188
UNEMBN(1-2) - Type of unemployment related benefit claiming.....	188
JSATYP - Type of Job Seeker's Allowance.....	188
JSADUR - Length of time claiming Job Seekers Allowance and/or NI Credits.....	189
CLAIMS - Whether claiming unemployment related benefits.....	189
INCSUP - Whether claiming income support in reference week.....	190
SKDSBN3(1-7) - Type of sickness or disability benefit claimed.....	190

SKDSBN(1-7) - Type of sickness or disability benefit received.....	191
PENBEN3(1-3) - Type of state pension claimed.....	191
PENBEN(1-3) - Whether receiving state retirement pension	191
FAMILY03(1-3) - Type of family related benefit claimed.....	192
FAMILY(1-4) - Type of family related benefit received	192
HSNGGB(1-2) - Whether receiving Housing Benefit or Council Tax Benefit (GB)	192
HSNGNI(1-2) - Whether receiving rent or rate rebate (NI)	192
NTAXCRD(1-4) - Tax credit payments.....	193
HOWTAX - How tax credit paid.....	193
CCTC - Child care tax credit.....	193
NTCORGN(1-5) - Benefit received before current tax credit	194
TAXFUT3(1-5) - Whether awaiting claim for a tax credit	194

EMPLOYMENT TWELVE MONTHS AGO.....195

SITUATION TWELVE MONTHS AGO.....195

OYCIRC - Circumstances twelve months ago.....	195
OYSIND - Whether working for same firm twelve months ago	195
OYSOCC - Whether current occupation same as twelve months ago	195
OYSTAT - Employee or self-employed 1 year ago.....	196
OYSUPVI - Supervisory responsibilities 1 year ago	196
OYMNGE - Managerial duties 1 year ago.....	196
OYMPE02 - Number of employees where worked 1 year ago.....	196
OYSOLO - On own or with employees 1 year ago	197
OYMPS02 - Number of people employed 1 year ago	197

OCCUPATION TWELVE MONTHS AGO.....198

SOCONE - Occupation twelve months ago.....	198
SOC2KO - Occupation 1 year ago.....	198
SC2KOMJ - Major occupation group 1 year ago	198
SC2KOMN - Occupation 1 year ago – minor group	199

INDUSTRY TWELVE MONTHS AGO.....200

INDM920 - Industry twelve months ago (SIC92).....	200
SIC800 - Industry division twelve months ago (SIC92) - conversion to SIC80	200

EMPLOYMENT STATUS TWELVE MONTHS AGO.....201

NOYSTAT - Employment status twelve months ago.....	201
OYFTPT - Full or part time in job twelve months ago	201

EDUCATION AND TRAINING.....202

QUALIFICATIONS.....202

QUALCH(1-3) - Person in employment with qualifications.....	202
QUALS(01-23) - Type of qualifications respondents have (starting with highest).....	203
DEGREE - Type of degree	204
HIGHO - Type of higher degree	205
SINCOM - Whether degree is single or combined subject.....	205
SNGDEG - Subject of single subject degree	205
CMBDEG(01-12) - Subject areas of combined subject degree.....	205
CMBMAIN - Main subject area studied in qualification	206
TEACH(1-3) - Type of teaching qualification.....	206
NUMAL - Number of A levels or equivalent	206
NUMSCE - Number of SCE highers	207
NUMAS - Number of A-S levels	207
TYPHST - Highest National Qualification.....	207
ADVHST - Whether respondent has one or more Advanced Higher.....	207
HST - Whether respondent has three or more Highers.....	207
QGCSE - Whether respondent has any GCSEs below grade C, or SCE Standard Grades 4-7, or O Grades below grade C, or CSEs below grade 1	208
GCSE - Whether respondent has any GCSEs grade C or above, or SCE Standard Grades 1-3, or O Grades grade C or above, or CSEs grade 1	208
CSE - Whether respondent has any CSEs at grade 1	208
NUMOL - Number of O levels or equivalent.....	208
BTEC - Highest BTEC qualification.....	209
SCTVEC - Highest SCOTVEC qualification.....	209
RSA - Highest RSA.....	209

CANDG - Highest City and Guilds qualification	210
QGNVQ - Whether respondent has any GNVQs/GSVQs	210
GNVQ - Highest GNVQ/GSVQ	210
NVQSVQ - Whether respondent has any full NVQs or SVQs	211
NVQLEV - Highest level of full NVQs or SVQs	211
NVQUN - Whether respondent has any units towards NVQs or SVQs	211
HIGHEST QUALIFICATION	212
HIQUAL - Highest qualification	212
HIQUALD - Highest qualification (detailed grouping)	213
LEVQUAL - Level of highest qualification held	213
HITQUA - Highest qualification being worked for	214
QALPL99 - How highest qualification obtained	215
QLPLO99 - Way highest qualification obtained	215
VOCQPL - How highest vocational qualification obtained	215
VCQPLO - Way highest vocational qualification obtained	215
YERQUAL1 - When obtained highest qualification	216
YERQUAL2 - Age obtained highest qualification	216
YERQUAL3 - Year obtained highest qualification	216
SUBCOD(1-8) - Area of study	216
KEY SKILLS QUALIFICATIONS	217
KEYHOLD - Any Key Skills qualifications	217
KEYINT - Intending to study for Key Skills	217
AGE COMPLETED FULL-TIME EDUCATION	218
EDAGE - Age when completed full time education	218
APPRENTICESHIP	219
APPREN - Recognised trade apprenticeship	219
APPREN2 - Apprenticeship discontinued in last year	219
MODAPP - Whether apprenticeship forms part of Modern Apprenticeship scheme	219
SOC2KAP - Occupation in apprenticeship	220
APPSAM - Apprenticeship part of main job	220
CURRENT STUDY	221
QULNOW - Whether working or studying towards a qualification	221
QULFUT - Back to education in next 12 months	221
QULADV - Advice on learning or training classes	221
CARADV - Offered career advice whilst studying	222
CARADV2 - Sought career advice whilst studying	222
QULHI - Type of qualification being studied for	222
DEGNOW - Level of degree	225
HGHNOW - Type of higher degree studied for	225
TECNOW - Level of BTEC/BEC/TEC	225
SCNOW - Level of SCOTVEC/SCOTEC/SCOTBEC	226
GNVNOW - Level of GNVQ/GSVQ	226
RSANOW - Level of RSA	226
CGNOW - Level of City & Guilds	227
HSTNOW - Level at which studying for National qualification	227
NVQKN2 - Whether working towards any NVQs or SVQs	227
NVQLE2 - Highest level of NVQs or SVQs being worked towards	228
CURCODE - Area of study	228
TYPE OF COURSE	229
ENROLL - Whether enrolled on education course	229
ATTEND - Whether still attending education course	229
CURED - Current education received	230
AEDC2 - Education	230
STUCUR - Whether full-time student	231
COURSE - Type of course all persons are enrolled	231
SLEARN(1-3) - Type of activity used on training	232
EDINS - Type of educational establishment currently being attended	232
QUALIFICATIONS STUDIED FOR IN THE PAST 12 MONTHS	233
ENROLLY - Enrolled on course (excluding leisure) in last year	233
COURSEY - Type of course enrolled on in last year	233
QULHIY - Highest qualification studied for in last year	234
DEGY - Type of degree studied for in last year	234
HGHY - Type of higher degree studied for in last year	235

TECY - Level of BTEC/BEC/TEC studied for in last year	235
SCY - Level of SCOTVEC/SCOTEC/SCOTBEC studied for in last year	235
GNVY - Level of GNVQ/GSVQ studied for in last year	236
RSAY - Level of RSA studied for in last year	236
CGY - Level of City & Guilds studied for in last year	236
HSTY - Level of National Qualification studied for in last year	236
NVQLEY - Highest level of NVQ/SVQ studied for in last year	237
CURCODEY - Subject of highest course studied for in last year	237
RECENTLY COMPLETED TRAINING	238
ED13WK - Job related training or education in the last 3 months	238
FUTUR13 - Job related training or education in the last 13 weeks	238
ED4WK - Job related education or training in last 4 weeks	238
FUTUR4 - Job related education or training in the last 4 weeks	239
ATRAN - Training	239
ED1FUT - Job related training in last week	239
JOBED - Was training part of the education course previously mentioned	239
QUALIFICATIONS FROM STUDY IN LAST 4 WEEKS	240
NEWQUL - Whether education will lead to a qualification	240
NVQUL - Whether education will lead to an NVQ or SVQ	240
NVQSAM - Check on whether NVQ/SVQ was reported earlier in questionnaire	240
NVQHI - Highest level of NVQ/SVQ education or training leads to	240
SAMQUL - Check on whether qualification was reported earlier in questionnaire	241
DIFQUL - Type of qualification being studied for (not reported earlier)	241
DEGQUL - Type of degree	243
HGHQUL - Type of higher degree studied for in last 4 weeks	243
TECQUL - Level of BTEC/BEC/TEC	243
SCQUL - Level of SCOTVEC/SCOTEC/SCOTBEC	244
GNVQUL - Level of GNVQ/GSVQ	244
RSAQUL - Level of RSA	244
CGQUL - Level of City & Guilds	244
HSTQUL - National qualification currently studying	245
ON AND OFF THE JOB TRAINING	246
TRNOPP - Education or training offered	246
JOBTRN - Education & training on or off job	246
JOBLRN(1-3) - Type of training done in last 4 weeks	246
TRSITE - Main place of education or training in work	247
TRATIR - Place of education and training in NI	248
TRNFEE(1-5) - Who pays the fees for training	248
FEEIR(1-5) - Who pays fees for training (NI)	249
TRNLEN - Length of training course	249
TRNDAY - Training course less than 1 week long	249
TRHR93 - Time spent on training	250
TRONJB - Time spent training on the job	250
LEISCL - Whether taken part in any other leisure or education classes in previous 4 weeks (i.e. not job related)	250
ADULT LEARNING	251
TAUTQ3 - Whether has been on a taught course which has lead (would have led) to qualifications	251
TAUTSK3 - Whether has been on a taught course, designed to help develop skills for a job	251
TAUTPR3 - Whether attended any courses / had tuition in driving, playing a musical instrument, an art or craft, sport or practical skill	251
EVEN3 - Whether attended evening classes	251
TAUTMT3 - Whether carried out any work on own using materials provided by employer, college, commercial organisation or other training provider	252
TAUTOT3 - Whether has been on any other taught courses or received tuition in anything	252
NTQUL3 - Whether studied for qualifications without taking part in a taught course	252
NTSUP3 - Whether received supervised training while actually doing a job	252
NTDEV3 - Whether spent any time keeping up to date with developments in the type of work you do without taking a course (i.e. reading books, journals)	253
NTKNW3 - Whether improved knowledge / taught yourself a skill or studied for a qualification without taking part in a taught course	253
ADLEARN - Type of adult learning	253
TAUGHT EDUCATION OUTSIDE THE REGULAR EDUCATION SYSTEM	254
TAUTSKY - Taught courses in last year for skills	254
TAUTPRY - Attended courses or received instruction in last year	254

EVENY - Attended evening classes in last year	254
TAUTMTY - Any learning with package in last year.....	255
TAUTOTY - Any other taught courses or instruction in last year.....	255
TAUTSUM - Number of taught courses in last year.....	255
TCODE - Subject of most recent course or tuition.....	255
THRS - Number of hours instruction in last year for most recent course.....	256
TPURP - Purpose of most recent course or instruction.....	256
TWORK - Was most recent course during work hours	256
TAUT4 - Any taught course in last 4 weeks	256
T4HRS - Number of hours spent on course.....	256
T4CODE - Main subject of course.....	257
T4PURP - Main purpose of training	257
T4WORK - Whether training during work hours	257
HEALTH.....	258
<i>HEALTH PROBLEMS</i>.....	258
HPRMB - Prompt to ask health questions	258
LNLIM - Whether health problem lasting more than 12 months.....	258
LIMITK - Whether health problem affects the kind of paid work respondent might have done	259
LIMITA - Whether health problem affects the amount of paid work that can be done.....	259
HEAL(01-17) - What health problems does the respondent have	260
HEALTH - Main health problem	262
HEALIM - Whether health problem limits activity.....	263
HEALYR - Any other past health problems or disabilities that have lasted longer than a year	264
HEALPB(01-10) - Health problems/disabilities that affected respondent in the past.....	264
HEALYL - Whether past health problems or disabilities limited activity	265
DISCURR - Current disability	265
XDISDDA - Unadjusted DDA disabled [READ NOTES BEFORE USING THIS VARIABLE].....	266
<i>ACCIDENTS</i>.....	267
ACCDNT - Whether had work related accident in previous 12 months	267
ROAD - How injury was caused	267
WCHJB - Job title check.....	267
GOBACK - How soon able to start work after road accident.....	268
CHILD CARE	269
CHATT(01-10) - Child attendance type.....	269
CHINF(1-2) - Infant school class	269
CHPRI(1-2) - Primary school class	269
CTRM - Reference week school period	270
CHPEO(1-9) - Other carers	270
COTH - Other type of childcare	270
INCOME	271
<i>GROSS INCOME</i>.....	272
INCNOW - Prompt to ask income questions	272
GROSS99 - Gross pay before deductions.....	272
GRSPRD - Period covered by last (gross) pay	272
GRSEXP - Gross pay expected	273
BANDG - Weekly - monthly - annual pay bands.....	273
GRSSWK - Gross weekly pay in main job.....	273
GROSSWK - Gross weekly earning (percentiles) - full/part time employees in main job.....	274
HOURLPAY - Average gross hourly pay	274
USGRS99 - Whether gross pay last received is the same as that received each similar period	274
USUGPAY - What is usual pay received for period covered by last pay	274
<i>NET INCOME</i>.....	275
NET99 - What is take home pay after deductions	275
YVARY99 - Reason pay varies	275
BANDN - Weekly - monthly - annual pay bands.....	275
NETWK - Net weekly pay in main job	275
NETPRD - Period covered by last net pay.....	276
USNET99 - Whether last net pay was usual net pay for period covered by payment.....	276
USUNPAY - What would usual amount of net pay for period be	276

INCCHK - Interviewer check question: whether the amount recorded as net earnings being greater than gross earnings is correct	277
YPAYL - Reason for pay being less than usual	277
PAYSSP - Whether received Statutory Sick Pay	277
YPAYM - Reason for pay being more than usual	277
ERNFILT - Whether last pay contained any additions to basic pay	278
ERNCM(01-11) - Payments included in last gross pay	278
BONCMP(1-4) - Which type of bonus did pay contain	278
HOURLY - Whether paid a fixed hourly rate	278
HRRATE - What is basic hourly rate	279
OVRTME - At what rate is overtime paid	279
METHPY - Usual method of payment	279
PYSLIP - Whether pay slip usually received	279
USESPL - Type of documentation used to check income detail	279
GROSS INCOME - SECOND JOB	280
HOURLY2 - Paid fixed hourly rate in second job	280
HRRATE2 - Basic hourly rate in second job	280
SECGRO - Gross pay before deductions	280
SECGA - Period of gross earnings (2nd Job)	281
SECEX - Expected gross earnings	281
SECGB - Period of expected earnings	282
BANDG2 - Weekly - monthly - annual pay bands	282
GRSSWK2 - Gross weekly pay in second job	282
NET INCOME SECOND JOB	283
SECNET - Net pay after deductions	283
SCNTGA - Net pay period of earnings	283
BANDN2 - Weekly - monthly - annual pay bands (2nd job)	284
NETWK2 - Net weekly pay in 2nd job	284
BROADBAND VARIABLES	285
AGEB - Age band	285
AGEDFEB - Band age at preceding 31 August	285
HEALB(1-5) - Respondent's health problems (banded)	286
HEALTHB - Health problems which affect respondent the most (banded)	286
INDSECS - Industry Sectors in second job (banded)	287
SNGDEGB - Single subject of degree (banded)	287
SYSTEM VARIABLES	288
NURSE - Whether living in NHS accommodation	288
HALLRES - Whether living in a hall of residence	288
QUOTA - Stint number where interview took place	288
WEEK - Week number when interview took place	288
W1YR - Year that address first entered survey	289
QRTR - Quarter that address first entered survey	289
NUMHLD - Number of households at address	289
ADD - Address number on interviewer address list	289
WAVFND - Wave at which household was first found	289
HHLD - Household reference	289
THISWV - Wave to which data refers	290
REFWKD - Reference day for current interview	290
REFWKM - Reference month for current interview	290
REFWKY - Reference year for current interview	290
REFDTE - Reference date for current interview	290
RECNO - Record number	290
PERSNO - Person number within household	290
RESPNO - Person number of the person who completed the interview	291
TYPINT - Telephone or face-to-face interview	291
HOUT - Household outcome	291
LSTHO - Previous household outcome	292

WEIGHTS.....	293
<i>CURRENT WEIGHTS</i>	293
INTWT02 - Person weight.....	293
INTIW02 - Person weight for income data.....	293
PWT - Person weight.....	293
PIWT - Person weight for income data.....	293
<i>CURRENT ALALFS WEIGHTS</i>	293
ISAMPWT - Initial sampling weight.....	293
ILLFSWT - Computed integer weight.....	293

INDIVIDUAL DEMOGRAPHICS

MAIN CHARACTERISTICS

SEX - Sex of respondent

- (1) Male
- (2) Female

FREQUENCY: Each quarter from Spring 92

COVERAGE: Applies to all.

AGE - Age of respondent

(0-99) Age of respondent

FREQUENCY: Each quarter from Spring 92

COVERAGE: Applies to all.

NOTES: Ages over 99 are coded as 99. Text labels are not available for this variable.

The person's age at the end of the reference week is calculated by the computer at the time of the interview. If a person's birthday occurs in the month in which the interview takes place any discrepancies are resolved by checking whether their birthday falls before or after the end of the reference week. Babies under 1 year of age are coded as 0. Age is not re-asked after wave one but it is automatically updated by the laptop based on the date of birth. The one occasion checking is done is when some element of the household box was estimated at the previous wave.

In SuperCROSS an additional variable called AGECE is available. See note on page 2 for more information on SuperCROSS variables.

AGEDFE - Age of respondent at preceding 31 August

(0-99) Age at preceding 31 August

FREQUENCY: Each quarter from Spring 92

COVERAGE: Applies to all.

NOTES: This variable is used for education purposes (schooling age). It is derived from DOBM, DOBD, REFWKM, REFWKD and AGE. It is quarter specific in that the precise derivation differs each quarter.

In SuperCROSS an additional variable called AGEDFEC is available. See note on page 2 for more information on SuperCROSS variables.

AGES - Age groups in 5 year intervals

(1)	0-4yrs
(2)	5-9yrs
(3)	10-15yrs
(4)	16-19yrs
(5)	20-24yrs
(6)	25-29yrs
(7)	30-34yrs
(8)	35-39yrs
(9)	40-44yrs
(10)	45-49yrs
(11)	50-54yrs
(12)	55-59yrs
(13)	60-64yrs
(14)	65-69yrs
(15)	70 and over

FREQUENCY: Each quarter from Spring 92

NOTES: This variable is only on the ONS datasets from Spring 92 to Winter 00.

AAGE - Age group

(1)	0-15
(2)	16-17
(3)	18-19
(4)	20-24
(5)	25-29
(6)	30-34
(7)	35-39
(8)	40-44
(9)	45-49
(10)	50-54
(11)	55-59
(12)	60-64
(13)	65-99

FREQUENCY: Every year from 2000

COVERAGE: All persons.

NOTES: This variable is included only on annual local area datasets, which are available only to ONS and those government departments which sponsor the local area enhancements.

DOBD - Date of birth day

(1-31) Date of birth day

FREQUENCY: Each quarter from Spring 92 to Autumn 02

NOTES: This variable is only available on ONS/Government datasets from Winter 2002/03. The variable was removed from the public datasets for confidentiality reasons. This variable is not available on SuperCROSS datasets.

DOBM - Date of birth month

(1-12) Month of birth

FREQUENCY: Each quarter from Spring 92

DOBY - Date of birth year

(0-99) Last 2 digits of year of birth

FREQUENCY: Each quarter from Spring 92

DTEOFBTH - Date of birth

YYMMDD - where Y is year, M is month, D is day, e.g. 9961225 for 25 December 1996

FREQUENCY: Each quarter from Autumn 96 to Autumn 02

COVERAGE: Applies to all

NOTES: This variable is only available on ONS/Government datasets from Winter 2002/03. The variable was removed from the public datasets for confidentiality reasons. This variable is not available on SuperCROSS datasets.

This variable is an alternative presentation of the information contained in DOBD, DOBM and DOBY.

MARSTT - Marital status

- (1) Single, never married**
- (2) Married, living with husband/wife**
- (3) Married, separated from husband/wife**
- (4) Divorced**
- (5) Widowed**

FREQUENCY: Each quarter from Spring 95

COVERAGE: Applies to all.

NOTES: MARSTT & LIVTOG were introduced in Spring 95 to identify co-habitees and replace the variable MARCON. What is recorded here is the informant's true (legal) marital status. Interviewers check marital status if there has been a change in the household since the previous wave. If an informant's spouse is temporarily not living in the household for reasons not connected with a breakdown of the marriage, for example, overseas or looking after an elderly relative, then the spouse remaining in the household should be coded 2 (married and living with spouse), even though both husband and wife are not present.

AMARSTT - Marital Status

- (1) **Married or cohabiting**
- (2) **Not married or cohabiting**

FREQUENCY: Every year from 2000

COVERAGE: All persons.

NOTES: This variable is included only on annual local area datasets, which are available only to ONS and those government departments which sponsor the local area enhancements.

This variable is derived from MARSTT and LIVTOG.

MARDY - Married/Cohabiting

- (1) **Married/Cohabiting**
- (2) **Non married**

FREQUENCY: Each quarter from Spring 96

COVERAGE: Applies if MARSTT = 2 (married, living with husband/wife) OR LIVTOG = 1 or 3.

NOTES: This variable is derived from MARSTT, MARCHK, LIVTOG.

MARCHK - Whether spouse is household member

- (1) **Yes**
- (2) **No**

FREQUENCY: Each quarter from Spring 96

COVERAGE: Applies if MARSTT = 2 (Married and living with husband/wife).

NOTES: This variable was introduced in Spring 96 to check whether spouses were included as part of the household. This question has been included to identify married couples who are legally married but do not live together and are therefore not included as members of the household (e.g. spouse working away from home; spouse in prison). Married couples who have legally separated will not be included here, having been coded 3 at MARSTT.

LIVTOG - Whether living together as couple

- (1) **Yes**
- (2) **No**
- (3) **Same sex couple**

FREQUENCY: Each quarter from Spring 95

COVERAGE: Applies if (MARSTT = 1 (Single, never married), 3 (Married & separated), 4 (divorced), 5 (Widowed), or -8 (no answer) AND AGE > 16 (years)) and more than one person in household.

This question will apply to all households containing more than one person, and to all respondents who do not describe themselves as married living with a spouse.

NOTES: MARSTT and LIVTOG were introduced in Spring 95 to identify co-habitees and replace the variable MARCON. Only informants who are living together with their partner in THIS household are coded as living together as a couple. If the interviewer has already been informed that two people are living together as a couple, then there is no need to ask this question. However in most other situations the question should be asked. It should always be asked where there are unrelated people within the household. Same sex couples can be identified at this question ONLY if the information is volunteered by the informants.

MARSEX - Sex and marital status

- (1) **Men**
- (2) **Women married/cohabiting**
- (3) **Women non-married**

FREQUENCY: Each quarter from Spring 2000

COVERAGE: Applies to all.

NOTES: This variable is derived from SEX, MARSTT, MARCHK and LIVTOG.

IREND2 - Religious denomination

- (1) Catholic**
- (2) Presbyterian**
- (3) Church of Ireland**
- (4) Methodist**
- (5) Other Protestant**
- (6) Other religion**
- (7) No denomination**
- (8) Under 16 years**
- (9) Unwilling to answer**

FREQUENCY: Each quarter from Winter 94

COVERAGE: Applies to all persons in Northern Ireland.

NOTES: This variable is only asked of people in Northern Ireland.

It is important to remember that this is a voluntary question. Respondents who refuse to answer, are coded as unwilling.

Other Protestant includes:

Baptist, Free Presbyterian, Unitarian, Congregational, Plymouth Brethren, Church of Nazarene, Church of England, Pentecostal, Mormon, etc.

Other religions include:

Jewish, Hindu, Sikh, Buddhist, Muslim.

NATIONALITY, NATIONAL IDENTITY, COUNTRY OF BIRTH

NATION - Nationality

- (1) UK, British
- (6) Irish Republic
- (36) Hong Kong
- (58) China
- (59) Other

FREQUENCY: Each quarter from Spring 92

COVERAGE: Applies to all.

NOTES: Respondents who said that they were born outside the UK but that they are a citizen of the UK and Colonies or British by registration are coded as UK, British. When running tables filtering on NATION the relevant category of NATO should also be filtered to ensure accuracy.

CRY01 - Country of Birth

- (1) England
- (2) Wales
- (3) Scotland
- (4) Northern Ireland
- (5) UK, Britain (Don't know country)
- (6) Republic of Ireland
- (36) Hong Kong
- (58) China
- (59) Other

FREQUENCY: Each quarter from Spring 01

COVERAGE: Applies to all.

NOTES: This question variable was introduced to record in which part of the UK the respondent was born. If the respondent does not know the part of UK they were born in, but is sure that it was the UK, code 5 is used. If 'Ireland' is given as an answer, the interviewer must check whether it is Northern Ireland (code 4) or the Irish Republic (code 6). The Isle of Man and the Channel Islands are not part of the UK and should be coded 59.

When running tables filtering on CRY01, the relevant category of CRYO should also be filtered to ensure accuracy.

NATO - Nationality (other)

Spring 92 - Winter 92

(1) United Kingdom/Great Britain
 (6) Irish Republic (inc. pns)
 (7) Channel islands
 (8) Isle of Man
 (11) Australia
 (12) Canada
 (13) New Zealand
 (14) Kenya
 (15) Uganda
 (16) Tanzania
 (17) Malawi
 (18) Zambia
 (19) Zimbabwe
 (20) Botswana, Lesotho and Swaziland
 (21) Gambia
 (22) Ghana
 (23) Nigeria
 (24) Sierra Leone
 (25) Barbados
 (26) Jamaica
 (27) Trinidad & Tobago
 (28) West Indies (Associated States)
 (29) West Indies (so stated)
 (30) Other Caribbean Commonwealth
 (31) Belize
 (32) Guyana
 (33) Bangladesh
 (34) India
 (35) Sri Lanka
 (36) Hong Kong
 (37) Malaysia
 (38) Singapore
 (39) Cyprus
 (40) Gibraltar
 (41) Malta & Gozo
 (42) Seychelles
 (43) Mauritius
 (44) Other New Commonwealth
 (45) Algeria
 (46) Morocco
 (47) Tunisia
 (48) Libya
 (49) Egypt
 (50) Republic of South Africa
 (51) Other Africa (foreign nes)

(52) United States of America
 (53) (Other) Caribbean
 (54) (Other) Central America
 (55) (Other) South America
 (56) Pakistan
 (57) Burma/Myanmar
 (58) China
 (59) Japan
 (60) Philippines
 (61) Vietnam
 (62) Iran
 (63) Israel
 (64) Other Middle East nes
 (65) Other Asia (foreign nes)
 (66) Belgium
 (67) Denmark
 (68) France (inc. Monaco)
 (69) Italy
 (70) Luxembourg
 (71) Netherlands
 (72) Federal Republic of Germany
 (73) Germany (pns)
 (74) Albania
 (75) Bulgaria
 (76) German Democratic Republic
 (77) Czechoslovakia
 (78) Hungary
 (79) Poland
 (80) Romania
 (81) Austria
 (82) Switzerland
 (83) Greece
 (84) Portugal (inc. Azores & Madeira)
 (85) Spain (inc. Balearic & Canary Islands)
 (86) Finland
 (87) Norway
 (88) Sweden
 (89) (Other) Yugoslavia
 (90) Other Europe nes
 (91) Turkey
 (92) Former USSR etc.
 (93) Rest of the World nes
 *(94) At sea/in the air
 *(95) Stateless

Added Spring 93

(96) Angola
 (97) Ethiopia
 (98) Somalia
 (99) Zaire
 (100) Cuba
 (101) Mexico
 (102) Argentina
 (103) Brazil
 (104) Chile
 (105) Colombia
 (106) Uruguay
 (107) Venezuela
 (108) Iraq
 (109) Lebanon
 (110) Indonesia
 (111) Korea
 (112) Macao/Macau
 (113) Liechtenstein
 (114) Andorra
 *(115) At sea/In the air
 *(116) Stateless

Added Spring 98

(115) Belarus
 (116) Bosnia (Yugoslavia)
 (117) Croatia
 (118) Czech Republic
 (119) Estonia
 (120) Macedonia (Yugoslavia)
 (121) Lithuania
 (122) Latvia
 (123) Moldova
 (124) Russia
 (125) Slovak Republic
 (126) Slovenia
 (127) Ukraine
 (128) San Marino
 (129) Vatican City
 (130) Sudan
 (131) Cambodia (Khmer Republic)
 (132) Indonesia
 (133) Micronesia
 *(134) At sea/In the air
 *(135) Stateless

Added Spring 1999

(134) St. Pierre and Miquelon
 (135) Greenland
 (136) Bermuda
 (137) Taiwan
 (138) Laos
 (139) Afghanistan, Bhutan, Republic of the Maldives, Nepal
 (140) Thailand
 (141) Armenia, Azerbaijan and Georgia
 (142) Kazakhstan, Kyrgistan, Tajikistan, Turkmenistan, Uzbekistan
 (143) At sea/In the air/Oil rig
 (144) Stateless

Abbreviations: pns = part not stated, nes = not elsewhere stated.

FREQUENCY: Each quarter from Spring 92

COVERAGE: Applies if NATION = 59 (other nationality: not UK, Irish Rep, Hong Kong, China)

NOTES: Text labels are not available for this variable. Where a respondent has a dual nationality the first one is recorded. It should be noted that from Spring 92 to Winter 92 codes were from 1-95, then from Spring 93 they were increased to 116, from Spring 98 to 135 and from Spring 99 to 144, this is for SOEC purposes as a number of countries were not uniquely identifiable. *Note the change in coding for *At sea/in the air* and *Stateless* in from Spring 93, Spring 98 and Spring 99.

From Winter 93 onwards an axis variable called NATOX has been created that combines both NATION and NATO. This variable lists all countries and also combines them under main headings.

NATOX - Nationality (other)

(1) United Kingdom/Great Britain	AMERICAS	INDIAN SUB-CONTINENT
OTHER EUROPEAN COMMUNITY	(33) Barbados	(76) Bangladesh
(2) Belgium	(34) Belize	(77) India
(3) Denmark (inc. Greenland)	(35) Canada	(78) Pakistan
(4) France (inc. Monaco)	(36) Other Caribbean	MIDDLE EAST
(5) Germany	(37) Cuba	(79) Iran
(6) Greece	(38) Guyana	(80) Iraq
(7) Irish Republic	(39) Jamaica	(81) Israel
(8) Italy (inc. Vatican City)	(40) Trinidad & Tobago	(82) Lebanon
(9) Luxembourg	(41) USA	(83) Other Middle East
(10) Netherlands	(42) West Indies	REMAINDER OF ASIA
(11) Portugal	(43) Other Central America	(84) Burma/Myanmar
(12) Spain	(44) Mexico	(85) China
(14) Austria	(45) Other South America	(86) Hong Kong
(17) Finland	(46) Argentina	(87) Indonesia
(21) Sweden	(47) Brazil	(88) Japan
OTHER WESTERN EUROPE	(48) Chile	(89) Korea
(13) Andorra	(49) Colombia	(90) Macau/Macao
(15) Cyprus	(50) Uruguay	(91) Malaysia
(16) Gibraltar	(51) Venezuela	(92) Philippines
(18) Liechtenstein	AFRICA	(93) Singapore
(19) Malta & Gozo	(52) Algeria	(94) Sri Lanka
(20) Norway	(53) Angola	(95) Vietnam
(22) Switzerland	(54) Botswana	(96) Other Asia
(23) Turkey	(55) Ethiopia	AUSTRALASIA
(24) Former Yugoslavia	(56) Egypt	(97) Australia
EASTERN EUROPE	(57) Gambia	(98) New Zealand
(25) Albania	(58) Ghana	OTHER COUNTRIES
(26) Bulgaria	(59) Kenya	(99) Caribbean Commonwealth
(27) Former Czechoslovakia	(60) Libya	(100) Other New Commonwealth
(28) Hungary	(61) Malawi	(101) Rest of the World
(29) Poland	(62) Mauritius	(102) At sea/In the air
(30) Romania	(63) Morocco	(103) Stateless
(31) Former USSR etc.	(64) Nigeria	
(32) Other Europe	(65) South Africa	
	(66) Sierra Leone	
	(67) Seychelles	
	(68) Somalia	
	(69) Tanzania	
	(70) Tunisia	
	(71) Uganda	
	(72) Zaire	
	(73) Zambia	
	(74) Zimbabwe	
	(75) Other Africa	

FREQUENCY: Each quarter from Spring 94

NOTES: This variable is available in only SuperCROSS format up to Autumn 99 and in all formats from Winter 99. Also see the notes on NATION & NATO listed earlier. This variable is derived using NATION, NATO, CRY01 and CRYO.

CRYO - Country of birth**Spring 92 - Winter 92**

(1) United Kingdom/Great Britain
 (6) Irish Republic (inc. pns)
 (7) Channel islands
 (8) Isle of Man
 (11) Australia
 (12) Canada
 (13) New Zealand
 (14) Kenya
 (15) Uganda
 (16) Tanzania
 (17) Malawi
 (18) Zambia
 (19) Zimbabwe
 (20) Botswana, Lesotho and Swaziland
 (21) Gambia
 (22) Ghana
 (23) Nigeria
 (24) Sierra Leone
 (25) Barbados
 (26) Jamaica
 (27) Trinidad & Tobago
 (28) West Indies (Associated States)
 (29) West Indies (so stated)
 (30) Other Caribbean Commonwealth
 (31) Belize
 (32) Guyana
 (33) Bangladesh
 (34) India
 (35) Sri Lanka
 (36) Hong Kong
 (37) Malaysia
 (38) Singapore
 (39) Cyprus
 (40) Gibraltar
 (41) Malta & Gozo
 (42) Seychelles
 (43) Mauritius
 (44) Other New Commonwealth
 (45) Algeria
 (46) Morocco
 (47) Tunisia
 (48) Libya
 (49) Egypt
 (50) Republic of South Africa
 (51) Other Africa (foreign nes)

(52) United States of America
 (53) (Other) Caribbean
 (54) (Other) Central America
 (55) (Other) South America
 (56) Pakistan
 (57) Burma/Myanmar
 (58) China
 (59) Japan
 (60) Philippines
 (61) Vietnam
 (62) Iran
 (63) Israel
 (64) Other Middle East nes
 (65) Other Asia (foreign nes)
 (66) Belgium
 (67) Denmark
 (68) France (inc. Monaco)
 (69) Italy
 (70) Luxembourg
 (71) Netherlands
 (72) Federal Republic of Germany
 (73) Germany (pns)
 (74) Albania
 (75) Bulgaria
 (76) German Democratic Republic
 (77) Czechoslovakia
 (78) Hungary
 (79) Poland
 (80) Romania
 (81) Austria
 (82) Switzerland
 (83) Greece
 (84) Portugal (inc. Azores & Madeira)
 (85) Spain (inc. Balearic & Canary Islands)
 (86) Finland
 (87) Norway
 (88) Sweden
 (89) (Other) Yugoslavia
 (90) Other Europe nes
 (91) Turkey
 (92) Former USSR etc.
 (93) Rest of the World nes
 *(94) At sea/in the air
 *(95) Stateless

Added Spring 93

(96) Angola
 (97) Ethiopia
 (98) Somalia
 (99) Zaire
 (100) Cuba
 (101) Mexico
 (102) Argentina
 (103) Brazil
 (104) Chile
 (105) Colombia
 (106) Uruguay
 (107) Venezuela
 (108) Iraq
 (109) Lebanon
 (110) Indonesia
 (111) Korea
 (112) Macao/Macau
 (113) Liechtenstein
 (114) Andorra
 *(115) At sea/In the air
 *(116) Stateless

Added Spring 98

(115) Belarus
 (116) Bosnia (Yugoslavia)
 (117) Croatia
 (118) Czech Republic
 (119) Estonia
 (120) Macedonia (Yugoslavia)
 (121) Lithuania
 (122) Latvia
 (123) Moldova
 (124) Russia
 (125) Slovak Republic
 (126) Slovenia
 (127) Ukraine
 (128) San Marino
 (129) Vatican City
 (130) Sudan
 (131) Cambodia (Khmer Republic)
 (132) Indonesia
 (133) Micronesia
 *(134) At sea/In the air
 *(135) Stateless

Added Spring 1999

(134) St. Pierre and Miquelon
 (135) Greenland
 (136) Bermuda
 (137) Taiwan
 (138) Laos
 (139) Afghanistan, Bhutan, Republic of the Maldives, Nepal
 (140) Thailand
 (141) Armenia, Azerbaijan and Georgia
 (142) Kazakhstan, Kyrgistan, Tajikistan, Turkmenistan, Uzbekistan
 *(143) At sea/In the air/Oil rig
 *(144) Stateless

Abbreviations: pns = part not stated, nes = not elsewhere stated.

FREQUENCY: Each quarter from Spring 92

COVERAGE: Applies if CRY = 59 (other nationality: not born in UK, Irish Rep, Hong Kong, China)

NOTES: Text labels are not available for this variable. Where a respondent has a dual nationality the first one is recorded. It should be noted that from Spring 92 to Winter 92 codes were from 1-95, then from Spring 93 they were increased to 116, from Spring 98 to 135 and from Spring 99 to 144, this is for SOEC purposes as a number of countries were not uniquely identifiable. *Note the change in coding for *At sea/in the air* and *Stateless* in from Spring 93, Spring 98 and Spring 99.

From Winter 93 onwards an axis variable called CRYOX has been created that combines both CRY and CRYO. This variable lists all countries and also combines them under main headings.

CRYOX - Country of birth (other)

(1) United Kingdom/Great Britain	AMERICAS	INDIAN SUB-CONTINENT
	(33) Barbados	(76) Bangladesh
OTHER EUROPEAN COMMUNITY	(34) Belize	(77) India
(2) Belgium	(35) Canada	(78) Pakistan
(3) Denmark (inc Greenland)	(36) Other Caribbean	
(4) France (inc Monaco)	(37) Cuba	MIDDLE EAST
(5) Germany	(38) Guyana	(79) Iran
(6) Greece	(39) Jamaica	(80) Iraq
(7) Irish Republic	(40) Trinidad & Tobago	(81) Israel
(8) Italy (inc. Vatican City)	(41) USA	(82) Lebanon
(9) Luxembourg	(42) West Indies	(83) Other Middle East
(10) Netherlands	(43) Other Central America	
(11) Portugal	(44) Mexico	REMAINDER OF ASIA
(12) Spain	(45) Other South America	(84) Burma/Myanmar
(14) Austria	(46) Argentina	(85) China
(17) Finland	(47) Brazil	(86) Hong Kong
(21) Sweden	(48) Chile	(87) Indonesia
	(49) Colombia	(88) Japan
OTHER WESTERN EUROPE	(50) Uruguay	(89) Korea
(13) Andorra	(51) Venezuela	(90) Macau/Macao
(15) Cyprus		(91) Malaysia
(16) Gibraltar	AFRICA	(92) Philippines
(18) Liechtenstein	(52) Algeria	(93) Singapore
(19) Malta & Gozo	(55) Angola	(94) Sri Lanka
(20) Norway	(54) Botswana	(95) Vietnam
(22) Switzerland	(55) Ethiopia	(96) Other Asia
(23) Turkey	(56) Egypt	
(24) Former Yugoslavia	(57) Gambia	AUSTRALASIA
	(58) Ghana	(97) Australia
EASTERN EUROPE	(59) Kenya	(98) New Zealand
(25) Albania	(60) Libya	
(26) Bulgaria	(61) Malawi	OTHER COUNTRIES
(27) Former Czechoslovakia	(62) Mauritius	(99) Caribbean Commonwealth
(28) Hungary	(63) Morocco	(100) Other New Commonwealth
(29) Poland	(64) Nigeria	(101) Rest of the World
(30) Romania	(65) South Africa	(102) At sea/In the air
(31) Former USSR etc.	(66) Sierra Leone	(103) Stateless
(32) Other Europe	(67) Seychelles	
	(68) Somalia	
	(69) Tanzania	
	(70) Tunisia	
	(71) Uganda	
	(72) Zaire	
	(73) Zambia	
	(74) Zimbabwe	
	(75) Other Africa	

FREQUENCY: Each quarter from Spring 94

NOTES: Also see the notes on CRY & CRYO listed earlier. This variable is available in only SuperCROSS format up to Autumn 99 and in all formats from Winter 99.

CAMEYR - Year of arrival in the UK

Year of arrival

FREQUENCY: Each quarter from Spring 92

COVERAGE: Applies if CRY not equal to 1 (not born in UK, Britain)

NOTES: First arrival means for any purpose, including holiday trips. Text labels are not available for this variable. 'Arrive' refers to the date of arrival to take up residence. If preceded by a holiday to this country and there is no break between the holiday and staying on, the date of arrival for the holiday is included. If there is a break before taking up residence, the holiday arrival date is not included.

If the respondent takes up residence in this country, leaves the country to live elsewhere before returning to take up permanent residence again, it is the first date of arriving in this country that is required.

Anyone who arrived more than 99 years ago is coded as if it was exactly 99 years ago.

Users are advised to filter on CRYOX UK/GB as people who said their country of birth is Ireland (pns), Channel Islands, or Isle of Man are not coded as UK/GB in the variable CRY.

NATIDB - Whether British national identity

- (0) Non-British
- (1) British

FREQUENCY: Each quarter from Spring 01

COVERAGE: Applies to all.

NOTES: Studies on the national identity question show that the order of the answer categories, the context of the question and the mode of interview can affect the answers that people give and can increase or decrease the proportion of answers in each category. The relative impact of these effects varies according to the country the question is asked in.

NATIDE - Whether English national identity

- (0) Non-English
- (1) English

FREQUENCY: Each quarter from Spring 01

COVERAGE: Applies to all.

NOTES: See notes on NATIDB.

NATIDI - Whether Irish national identity

- (0) Non-Irish
- (1) Irish

FREQUENCY: Each quarter from Spring 01

COVERAGE: Applies to all.

NOTES: See notes on NATIDB.

NATIDS - Whether Scottish national identity

- (0) Non-Scottish
(1) Scottish

FREQUENCY: Each quarter from Spring 01

COVERAGE: Applies to all.

NOTES: See notes on NATIDB.

NATIDW - Whether Welsh national identity

- (0) Non-Welsh
(1) Welsh

FREQUENCY: Each quarter from Spring 01

COVERAGE: Applies to all.

NOTES: See notes on NATIDB.

NATIDO - Whether other national identity

- (0) Non-other
(1) Other

FREQUENCY: Each quarter from Spring 01

COVERAGE: Applies to all.

NOTES: See notes on NATIDB.

CYMU - Understand spoken Welsh

- (1) Yes
(2) No

FREQUENCY: Each quarter from Spring 01

COVERAGE: Applies to all persons in Wales.

NOTES: Only asked to Welsh respondents living in Wales, not those living elsewhere in the UK whose first language is Welsh.

When comparing the Welsh language questions to those from other sources (including the forthcoming 2001 Census results), it is important to remember that differences in sampling, mode of interview, and questionnaire design may cause differences between estimates. The Welsh language questions are preceded by questions on national identity which may cause respondents to be more inclined to say that they spoke Welsh than on another survey which had a different topic preceding the Welsh language question.

CYMS - Speak Welsh

- (1) Yes
(2) No

FREQUENCY: Each quarter from Spring 01

COVERAGE: Applies to all persons in Wales.

NOTES: Only asked to Welsh respondents living in Wales, not those living elsewhere in the UK whose first language is Welsh.

See notes on CYMU.

CYMR - Read Welsh

- (1) Yes
(2) No

FREQUENCY: Each quarter from Spring 01

COVERAGE: Applies to all persons in Wales.

NOTES: Only asked to Welsh respondents living in Wales, not those living elsewhere in the UK whose first language is Welsh.

See notes on CYMU.

CYMW - Write Welsh

- (1) Yes
(2) No

FREQUENCY: Each quarter from Spring 01

COVERAGE: Applies to all persons in Wales.

NOTES: Only asked to Welsh respondents living in Wales, not those living elsewhere in the UK whose first language is Welsh.

See notes on CYMU.

ETHNICITY, RELIGION, ENGLISH AS A SECOND LANGUAGE

Ethnicity Thresholds

ONS have recently carried out research into the reliability of ethnicity estimates based on the LFS. As a result, ONS recommends that a multiplier of 2.5 is applied to the general thresholds for ethnic estimates. In addition, for Wales, it is recommended that a multiplier of 4.0 is used for Cardiff and 2.5 for the rest of Wales.

In recognition of the need to analyse and publish as much information as practical, ONS may publish estimates based on sample sizes which fall below the revised thresholds, indicating that these estimates fall below the thresholds, provided no more than a third of the cells in any published table fall below this category, and provided an estimate is not based on sample size which falls below the threshold by more than 50%. It is recommended that other users of LFS data also follow these guidelines.

ETH01 - Ethnic group

- (1) **White**
- (2) **Mixed**
- (3) **Asian or Asian British**
- (4) **Black or Black British**
- (5) **Chinese**
- (6) **Other ethnic group**

FREQUENCY: Each quarter from Spring 01

COVERAGE: Applies to all. First contact only.

NOTES: From Spring 2001, the Labour Force Survey (LFS) introduced new questions on ethnicity in line with the recommended output classification of ethnic groups for National Statistics data sources. Further details about a respondent's ethnic group are asked in succeeding questions, and a 'Mixed' group has been introduced.

The derived variable ETHCEN6 should be used in preference to ETH01 as it re-codes 'other' type verbatim responses giving more accurate analysis. ETH01 is the questionnaire variable.

No comparison should be made between the old and new ethnic classifications in the LFS, because not only are the categories different but, the questions and coding of answers underlying the data are also very different. The results for this variable do not take into account the answers to the succeeding questions, but these are included in the variables ETHCEN6 and ETHCEN15.

Ethnic questions are concerned with descent rather than country of birth.

ETHWH - White ethnic group

- (1) **British**
- (2) **Another White background**

FREQUENCY: Each quarter from Spring 01

COVERAGE: Applies if ETH01 = 1 (White).

NOTES: From Spring 2001, the Labour Force Survey (LFS) introduced new questions on ethnicity in line with the recommended output classification of ethnic groups for National Statistics data sources. No comparison should be made between the old and new ethnic classifications in the LFS, because not only are the categories different but, the questions and coding of answers underlying the data are also very different. Ethcen15 is a detailed classificatory variable based on answers contained at the questions Eth01, EthWh, EthMx, EthAs and EthBl.

Please note that respondents in Northern Ireland who state that their ethnicity is white are not asked the detailed level question EthWh. They are therefore listed as missing, 'not applicable – white Northern Irish' in Ethcen15.

ETHMX - Mixed ethnic group

- (1) **White and Black Caribbean**
- (2) **White and Black African**
- (3) **White and Asian**
- (4) **Another mixed background**

FREQUENCY: Each quarter from Spring 01

COVERAGE: Applies if ETH01 = 2 (Mixed).

NOTES: From Spring 2001, the Labour Force Survey (LFS) introduced new questions on ethnicity in line with the recommended output classification of ethnic groups for National Statistics data sources. No comparison should be made between the old and new ethnic classifications in the LFS, because not only are the categories different but, the questions and coding of answers underlying the data are also very different. Ethcen15 is a detailed classificatory variable based on answers contained at the questions Eth01, EthWh, EthMx, EthAs and EthBl.

ETHAS - Asian ethnic group

- (1) **Indian**
- (2) **Pakistani**
- (3) **Bangladeshi**
- (4) **Another Asian background**

FREQUENCY: Each quarter from Spring 01

COVERAGE: Applies if ETH01 = 3 (Asian or Asian British).

NOTES: See notes for ETHMX.

ETHBL - Black ethnic group

- (1) Caribbean
- (2) African
- (3) Another Black background

FREQUENCY: Each quarter from Spring 01

COVERAGE: Applies if ETH01 = 4 (Black or Black British).

NOTES: See notes for ETHMX.

ETHCEN15 - Ethnicity revised

- (1) British
- (2) Other White
- (3) White and Black Caribbean
- (4) White and Black African
- (5) White and Asian
- (6) Other Mixed
- (7) Indian
- (8) Pakistani
- (9) Bangladeshi
- (10) Other Asian
- (11) Black Caribbean
- (12) Black African
- (13) Other Black
- (14) Chinese
- (15) Other

FREQUENCY: Each quarter from Spring 01

COVERAGE: Applies to all respondents.

NOTES: From Spring 2001, the Labour Force Survey (LFS) introduced new questions on ethnicity in line with the recommended output classification of ethnic groups for National Statistics data sources.

ETHCEN6 and ETHCEN15 are the new variables covering Ethnic origin. They are fully in line with the Census definitions of ethnicity. ETHCEN15 is a detailed ethnic classificatory variable based on answers contained at the questions Eth01, EthWh, EthMx, EthAs and EthBl. Data in this variable has had 'other' type verbatim responses coded and re-allocated to the appropriate category.

Please note that respondents in Northern Ireland who state that their ethnicity is white are not asked the detailed level question EthWh. They are therefore listed as missing, 'not applicable – white Northern Irish' in ETHCEN15.

No comparison should be made between the old and new ethnic classifications in the LFS, because not only are the categories different but, the questions and coding of answers underlying the data are also very different.

ETHCEN6 - Ethnicity revised

- (1) White
- (2) Mixed
- (3) Asian or Asian British
- (4) Black or Black British
- (5) Chinese
- (6) Other ethnic group

FREQUENCY: Each quarter from Spring 01

COVERAGE: Applies to all respondents.

NOTES: From Spring 2001, the Labour Force Survey (LFS) introduced new questions on ethnicity in line with the recommended output classification of ethnic groups for National Statistics data sources. ETHCEN6 and ETHCEN15 are the new variables covering Ethnic origin. They are fully in line with the Census definitions of ethnicity. The new classification has two levels. Level 1 (ETHCEN6) is a broad classification into 5 main ethnic groups. Level 2 (ETHCEN15) nests within Level 1 and provides a finer classification.

With the introduction of these new ethnicity questions, some data in Spring 2001 had to be imputed for missing cases. See Volume 1 (Background & Methodology) "Imputation in the LFS" for further details. Data in this variable has also had 'other' type verbatim responses coded and re-allocated to the appropriate category.

No comparison should be made between the old and new ethnic classifications in the LFS, because not only are the categories different but, the questions and coding of answers underlying the data are also very different.

RELIG - Religion

- (1) Christian
- (2) Buddhist
- (3) Hindu
- (4) Jewish
- (5) Muslim
- (6) Sikh
- (7) Any other religion
- (8) No religion at all

FREQUENCY: Each quarter from Spring 02 (first contact)

COVERAGE: Applies to all persons in GB aged 16 and over.

NOTES: This variable is awaiting complete evaluation and is currently available only on ONS datasets.

From Spring 03, RELIG is asked of proxy as well as personal respondents, the question RELP is only asked of personal respondents.

RELP - Whether practising religion

- (1) Yes
- (2) No

FREQUENCY: Each quarter from Spring 02 (Wave 1 only or first contact)

COVERAGE: All persons who have stated a religion (RELIG =1-7).

NOTES: This variable is awaiting complete evaluation and is currently available only on ONS datasets. Personal respondents only.

LANGESW - First language at home

- (1) English
- (2) Welsh
- (3) Other

FREQUENCY: Summer quarters only from Summer 02 (currently on ONS datasets only)

COVERAGE: Applies to all respondents in England, Scotland (South of the Caledonian Canal) and Wales.

NOTES: This variable is awaiting complete evaluation and is currently available only on ONS datasets.

Recent studies have shown a lack of information about people struggling to learn or work because of difficulty with English. The Department for Education & Skills (DfES) needs to know how many people are struggling at learning, at work or in finding a job because of poor language skills, and these questions aim to get this information. Since regions in the UK vary in traditional languages, response categories for countries within the UK also vary.

LANGNI - First language at home

- (1) English
- (2) Gaelic
- (3) Ulster Scots
- (4) Other

FREQUENCY: Summer quarters only from Summer 02 (currently on ONS datasets only)

COVERAGE: Applies to all respondents in Northern Ireland.

NOTES: See notes for LANGESW

This variable is awaiting complete evaluation and is currently available only on ONS datasets.

LANGSNC - First language at home

- (1) English
- (2) Gaelic
- (3) Welsh
- (4) Other

FREQUENCY: Summer quarters only from Summer 02 (currently on ONS datasets only)

COVERAGE: Applies to all respondents in Scotland (North of the Caledonian Canal).

NOTES: See notes for LANGESW

This variable is awaiting complete evaluation and is currently available only on ONS datasets.

LANGD1 - Language difficulties keeping/finding job

- (1) Yes
- (2) No

FREQUENCY: Summer quarters only from Summer 02 (currently on ONS datasets only)

COVERAGE: Applies if LANGESW = 3 (Other) or LANGNI = 4 (Other) or LANGSNC = 4 (Other).

NOTES: See notes for LANGESW

This variable is awaiting complete evaluation and is currently available only on ONS datasets.

LANGD2 - Language difficulties causing problems with education

- (1) Yes
- (2) No

FREQUENCY: Summer quarters only from Summer 02 (currently on ONS datasets only)

COVERAGE: Applies if LANGESW = 3 (Other) or LANGNI = 4 (Other) or LANGSNC = 4 (Other).

NOTES: See notes for LANGESW

This variable is awaiting complete evaluation and is currently available only on ONS datasets.

RESIDENTIAL DETAILS

COUNTRY - Country within UK

- (1) England
- (2) Wales
- (3) Scotland
- (4) Scotland North of Caledonian Canal
- (5) Northern Ireland

FREQUENCY: Each quarter from Summer 2000

COVERAGE: Applies to all.

URES MC - Region of usual residence

- (1) Tyne & Wear
- (2) Rest of Northern Region
- (3) South Yorkshire
- (4) West Yorkshire
- (5) Rest of Yorkshire & Humberside
- (6) East Midlands
- (7) East Anglia
- (8) Inner London
- (9) Outer London
- (10) Rest of South East
- (11) South West
- (12) West Midlands (Metropolitan)
- (13) Rest of West Midlands
- (14) Greater Manchester
- (15) Merseyside
- (16) Rest of North West
- (17) Wales
- (18) Strathclyde
- (19) Rest of Scotland
- (20) Northern Ireland

FREQUENCY: Each quarter from Spring 92

COVERAGE: Applies to all.

NOTES: This variable is derived from UALAD99 which is not directly available from the database for confidentiality reasons, although a UA/County Level indicator i.e. UACNTY is available from Spring 2000 on ONS datasets only.

In 1996 URES MC showed DNA cases when tables were run at household level. These were for non-responding individuals in a responding household. From 1997, these non-responders were given the URES MC value of the household so that no DNA's showed up.

GOVTOR - Government Office regions

- (1) Tyne & Wear
- (2) Rest of North East
- (3) Greater Manchester
- (4) Merseyside
- (5) Rest of North West
- (6) South Yorkshire
- (7) West Yorkshire
- (8) Rest of Yorkshire & Humberside
- (9) East Midlands
- (10) West Midlands Metropolitan County
- (11) Rest of West Midlands
- (12) East of England
- (13) Inner London
- (14) Outer London
- (15) South East
- (16) South West
- (17) Wales
- (18) Strathclyde
- (19) Rest of Scotland
- (20) Northern Ireland

FREQUENCY: Each quarter from Spring 92

COVERAGE: Applies to all.

NOTES: This variable replaces GOR. It was renamed due to the re-ordering of categories. From Spring 2000 it is derived from UALAD99, prior to this, it was derived from COUNTY (which has been removed from all datasets). Merseyside is generally included in the North West region in published data.

GOVTOF - Government Office Regions - Summary

- (1) North East
- (2) North West
- (3) Merseyside
- (4) Yorkshire & Humberside
- (5) East Midlands
- (6) West Midlands
- (7) Eastern
- (8) London
- (9) South East
- (10) South West
- (11) Wales
- (12) Scotland
- (13) Northern Ireland

FREQUENCY: Each quarter from Spring 2000

COVERAGE: Applies to all.

NOTES: This variable conforms to the standard presentation of Government Office Regions. It is derived from UALAD99. Merseyside is generally included in the North West region in published data.

UACNTY - Unitary Authority / County Level

(09) Bedfordshire	(EB) Hartlepool UA	(NA) Isle of Anglesey
(11) Buckinghamshire	(EC) Middlesbrough UA	(NC) Gwynedd
(12) Cambridgeshire	(EE) Redcar and Cleveland UA	(NE) Conwy
(13) Cheshire	(EF) Stockton-on-Tees UA	(NG) Denbighshire
(15) Cornwall and the Isles of Scilly	(EH) Darlington UA	(NJ) Flintshire
(16) Cumbria	(ET) Halton UA	(NL) Wrexham
(17) Derbyshire	(EU) Warrington UA	(NN) Powys
(18) Devon	(EX) Blackburn with Darwen UA	(NQ) Ceredigion
(19) Dorset	(EY) Blackpool UA	(NS) Pembrokeshire
(20) Durham	(FA) City of Kingston upon Hull UA	(NU) Carmarthenshire
(21) East Sussex	(FB) East Riding of Yorkshire UA	(NX) Swansea
(22) Essex	(FC) North East Lincolnshire UA	(NZ) Neath Port Talbot
(23) Gloucestershire	(FD) North Lincolnshire UA	(PB) Bridgend
(24) Hampshire	(FF) York UA	(PD) The Vale of Glamorgan
(26) Hertfordshire	(FK) Derby UA	(PF) Rhondda, Cynon, Taff
(29) Kent	(FN) Leicester UA	(PH) Merthyr Tydfil
(30) Lancashire	(FP) Rutland UA	(PK) Caerphilly
(31) Leicestershire	(FY) Nottingham UA	(PL) Blaenau Gwent
(32) Lincolnshire	(GA) County of Herefordshire UA	(PM) Torfaen
(33) Norfolk	(GF) Telford and Wrekin UA	(PP) Monmouthshire
(34) Northamptonshire	(GL) Stoke-on-Trent UA	(PR) Newport
(35) Northumberland	(HA) Bath and North East Somerset UA	(PT) Cardiff
(36) North Yorkshire	(HB) City of Bristol UA	(QA) Aberdeen City
(37) Nottinghamshire	(HC) North Somerset UA	(QB) Aberdeenshire
(38) Oxfordshire	(HD) South Gloucestershire UA	(QC) Angus
(39) Shropshire	(HG) Plymouth UA	(QD) Argyll & Bute
(40) Somerset	(HH) Torbay UA	(QE) Scottish Borders
(41) Staffordshire	(HN) Bournemouth UA	(QF) Clackmannanshire
(42) Suffolk	(HP) Poole UA	(QG) West Dunbartonshire
(43) Surrey	(HX) Swindon UA	(QH) Dumfries & Galloway
(44) Warwickshire	(JA) Peterborough UA	(QJ) Dundee City
(45) West Sussex	(KA) Luton UA	(QK) East Ayrshire
(46) Wiltshire	(KF) Southend-on-Sea UA	(QL) East Dunbartonshire
(47) Worcestershire	(KG) Thurrock UA	(QM) East Lothian
(48) Eilean Siar, Orkney & Shetland	(LC) Medway UA	(QN) East Renfrewshire
(49) Tyne & Wear (Met County)	(MA) Bracknell Forest UA	(QP) City of Edinburgh
(50) Greater Manchester (Met county)	(MB) West Berkshire UA	(QQ) Falkirk
(51) Merseyside (Met County)	(MC) Reading UA	(QR) Fife
(52) South Yorkshire (Met County)	(MD) Slough UA	(QS) City of Glasgow
(53) West Yorkshire (Met County)	(ME) Windsor and Maidenhead UA	(QT) Highland
(54) West Midlands (Met County)	(MF) Wokingham UA	(QU) Inverclyde
(55) Inner London	(MG) Milton Keynes UA	(QW) Midlothian
(56) Outer London	(ML) Brighton and Hove UA	(QX) Moray
	(MR) Portsmouth UA	(QY) North Ayrshire
	(MS) Southampton UA	(QZ) North Lanarkshire
	(MW) Isle of Wight UA	(RB) Perth & Kinross
		(RC) Renfrewshire
		(RE) South Ayrshire
		(RF) South Lanarkshire
		(RG) Stirling
		(RH) West Lothian
		(460) Northern Ireland

FREQUENCY: Each quarter from Autumn 2000

COVERAGE: Applies to all.

NOTES: This variable is included on UA/LA (Unitary Authority/Local Authority) and ONS datasets only. It is derived using UALAD99.

From Autumn 93 to Summer 00, the UACNTY variable included local authorities as well as counties. The coding frame changed in Autumn 00 with the introduction of the variable UALA. The Autumn 93 to Summer 00 UACNTY coding frame can be found in the LFS User Guide, Volume 3 (2002).

UALA - Unitary Authority / Local Authority

(09) Bedfordshire	(AT) Hounslow	(DB) Wakefield	(NJ) Flintshire
(11) Buckinghamshire	(AU) Islington	(EB) Hartlepool UA	(NL) Wrexham
(12) Cambridgeshire	(AW) Kensington and Chelsea	(EC) Middlesbrough UA	(NN) Powys
(13) Cheshire	(AX) Kingston upon Thames	(EE) Redcar and Cleveland UA	(NQ) Ceredigion
(15) Cornwall and the Isles of Scilly	(AY) Lambeth	(EF) Stockton-on-Tees UA	(NS) Pembrokeshire
(16) Cumbria	(AZ) Lewisham	(EH) Darlington UA	(NU) Carmarthenshire
(17) Derbyshire	(BA) Merton	(ET) Halton UA	(NX) Swansea
(18) Devon	(BB) Newham	(EU) Warrington UA	(NZ) Neath Port Talbot
(19) Dorset	(BC) Redbridge	(EX) Blackburn with Darwen UA	(PB) Bridgend
(20) Durham	(BD) Richmond upon Thames	(EY) Blackpool UA	(PD) The Vale of Glamorgan
(21) East Sussex	(BE) Southwark	(FA) City of Kingston upon Hull UA	(PF) Rhondda, Cynon, Taff
(22) Essex	(BF) Sutton	(FB) East Riding of Yorkshire UA	(PH) Merthyr Tydfil
(23) Gloucestershire	(BG) Tower Hamlets	(FC) North East Lincolnshire UA	(PK) Caerphilly
(24) Hampshire	(BH) Waltham Forest	(FD) North Lincolnshire UA	(PL) Blaenau Gwent
(26) Hertfordshire	(BJ) Wandsworth	(FE) York UA	(PM) Torfaen
(29) Kent	(BK) Westminster	(FK) Derby UA	(PP) Monmouthshire
(30) Lancashire	(BL) Bolton	(FN) Leicester UA	(PR) Newport
(31) Leicestershire	(BM) Bury	(FP) Rutland UA	(PT) Cardiff
(32) Lincolnshire	(BN) Manchester	(FY) Nottingham UA	(QA) Aberdeen City
(33) Norfolk	(BP) Oldham	(GA) County of Herefordshire UA	(QB) Aberdeenshire
(34) Northamptonshire	(BQ) Rochdale	(GF) Telford and Wrekin UA	(QC) Angus
(35) Northumberland	(BR) Salford	(GL) Stoke-on-Trent UA	(QD) Argyll & Bute
(36) North Yorkshire	(BS) Stockport	(HA) Bath and North East Somerset UA	(QE) Scottish Borders
(37) Nottinghamshire	(BT) Tameside	(HB) City of Bristol UA	(QF) Clackmannanshire
(38) Oxfordshire	(BU) Trafford	(HC) North Somerset UA	(QG) West Dunbartonshire
(39) Shropshire	(BW) Wigan	(HD) South Gloucestershire UA	(QH) Dumfries & Galloway
(40) Somerset	(BX) Knowsley	(HG) Plymouth UA	(QJ) Dundee City
(41) Staffordshire	(BY) Liverpool	(HH) Torbay UA	(QK) East Ayrshire
(42) Suffolk	(BZ) St. Helens	(HN) Bournemouth UA	(QL) East Dunbartonshire
(43) Surrey	(CA) Sefton	(HP) Poole UA	(QM) East Lothian
(44) Warwickshire	(CB) Wirral	(HX) Swindon UA	(QN) East Renfrewshire
(45) West Sussex	(CC) Barnsley	(JA) Peterborough UA	(QP) City of Edinburgh
(46) Wiltshire	(CE) Doncaster	(KA) Luton UA	(QQ) Falkirk
(47) Worcestershire	(CF) Rotherham	(KF) Southend-on-Sea UA	(QR) Fife
(48) Eilean Siar, Orkney & Shetland	(CG) Sheffield	(KG) Thurrock UA	(QS) City of Glasgow
(AB) Barking and Dagenham	(CH) Gateshead	(LC) Medway UA	(QT) Highland
(AC) Barnet	(CJ) Newcastle upon Tyne	(MA) Bracknell Forest UA	(QU) Inverclyde
(AD) Bexley	(CK) North Tyneside	(MB) West Berkshire UA	(QW) Midlothian
(AE) Brent	(CL) South Tyneside	(MC) Reading UA	(QX) Moray
(AF) Bromley	(CM) Sunderland	(MD) Slough UA	(QY) North Ayrshire
(AG) Camden	(CN) Birmingham	(ME) Windsor and Maidenhead UA	(QZ) North Lanarkshire
(AH) Croydon	(CQ) Coventry	(MF) Wokingham UA	(RB) Perth & Kinross
(AJ) Ealing	(CR) Dudley	(MG) Milton Keynes UA	(RC) Renfrewshire
(AK) Enfield	(CS) Sandwell	(ML) Brighton and Hove UA	(RE) South Ayrshire
(AL) Greenwich	(CT) Solihull	(MR) Portsmouth UA	(RF) South Lanarkshire
(AM) Hackney	(CU) Walsall	(MS) Southampton UA	(RG) Stirling
(AN) Hammersmith and Fulham	(CW) Wolverhampton	(MW) Isle of Wight UA	(RH) West Lothian
(AP) Haringey	(CX) Bradford	(NA) Isle of Anglesey	
(AQ) Harrow	(CY) Calderdale	(NC) Gwynedd	(460) Northern Ireland
(AR) Havering	(CZ) Kirklees	(NE) Conwy	
(AS) Hillingdon	(DA) Leeds	(NG) Denbighshire	

FREQUENCY: Each quarter from Autumn 2000**COVERAGE:** Applies to all.**NOTES:** This variable is included on UA/LA (Unitary Authority/Local Authority) and ONS datasets only. It is derived using UALAD99. For analysis for Spring and Summer 2000 use UACNTY.

UALADGB - Unitary Authorities and LADs of Great Britain

FREQUENCY: Each quarter from Spring 2000

COVERAGE: Applies to all.

NOTES: This variable is included on ONS datasets only. It is derived using UALAD99.

From Spring 92 - Summer 93 LADs are based on 1981 wards. From Autumn 93 onwards they are based on 1991 wards.

UALD3 - Place of residence three months ago

FREQUENCY: Spring quarters only from Spring 2000

COVERAGE: Applies to all.

NOTES: This variable is included on ONS datasets only. It is derived using RESTME, RESMTH, RESBBY, M3CRY, M3RESC & COUNTRY.

UALDO - Place of residence one year ago

FREQUENCY: Spring quarters only from Spring 2000

COVERAGE: Applies to all.

NOTES: This variable is included on ONS datasets only. It is derived using RESTME, AGE, RESMTH, OYRESC, OYEQM3, M3RESC & COUNTRY.

UALDWK - Place of work

FREQUENCY: Each quarter from Spring 2000

COVERAGE: Applies to all.

NOTES: This variable is included on ONS datasets only. It is derived using WRKING, JBAWAY, OWNBUS, RELBUS, HOME, WKPL99 & COUNTRY.

UALDWK2 - Place of work in second job

FREQUENCY: Each quarter from Spring 2000

COVERAGE: Applies to all.

NOTES: This variable is included on ONS datasets only. It is derived Y2JOB, YTETJB, HOME2, COUNTRY & WKPL299.

LEA - Local Education Authorities

(201) City of London	(356) Stockport	(857) Rutland	(NA) Isle of Anglesey
(202) Camden	(357) Tameside	(860) Staffordshire	(NC) Gwynedd
(203) Greenwich	(358) Trafford	(861) Stoke-on-Trent	(NE) Conwy
(204) Hackney	(359) Wigan	(865) Wiltshire	(NG) Denbighshire
(205) Hammersmith and Fulham	(370) Barnsley	(866) Swindon	(NJ) Flintshire
(206) Islington	(371) Doncaster	(867) Bracknell Forest	(NL) Wrexham
(207) Kensington and Chelsea	(372) Rotherham	(868) Windsor and Maidenhead	(NN) Powys
(208) Lambeth	(373) Sheffield	(869) West Berkshire	(NQ) Ceredigion
(209) Lewisham	(380) Bradford	(870) Reading	(NS) Pembrokeshire
(210) Southwark	(381) Calderdale	(871) Slough	(NU) Carmarthenshire
(211) Tower Hamlets	(382) Kirklees	(872) Wokingham	(NX) Swansea
(212) Wandsworth	(383) Leeds	(873) Cambridgeshire	(NZ) Neath Port Talbot
(213) Westminster	(384) Wakefield	(874) Peterborough	(PB) Bridgend
(301) Barking and Dagenham	(390) Gateshead	(875) Cheshire	(PD) Vale of Glamorgan
(302) Barnet	(391) Newcastle upon Tyne	(876) Halton	(PF) Rhondda, Cynon, Taff
(303) Bexley	(392) North Tyneside	(877) Warrington	(PH) Merthyr Tydfil
(304) Brent	(393) South Tyneside	(878) Devon	(PK) Caerphilly
(305) Bromley	(394) Sunderland	(879) Plymouth	(PL) Blaenau Gwent
(306) Croydon	(420) Isles of Scilly	(880) Torbay	(PM) Torfaen
(307) Ealing	(800) Bath and North East Somerset	(881) Essex	(PP) Monmouthshire
(308) Enfield	(801) Bristol	(882) Southend on Sea	(PR) Newport
(309) Haringey	(802) North Somerset	(883) Thurrock	(PT) Cardiff
(310) Harrow	(803) South Gloucestershire	(884) Herefordshire	(QA) Aberdeen City
(311) Havering	(805) Hartlepool	(885) Worcestershire	(QB) Aberdeenshire
(312) Hillingdon	(806) Middlesbrough	(886) Kent	(QC) Angus
(313) Hounslow	(807) Redcar and Cleveland	(887) Medway	(QD) Argyll & Bute
(314) Kingston upon Thames	(808) Stockton-on-Tees	(888) Lancashire	(QE) Scottish Borders
(315) Merton	(810) Kingston upon Hull	(889) Blackburn with Darwen	(QF) Clackmannanshire
(316) Newham	(811) East Riding of Yorkshire	(890) Blackpool	(QG) West Dunbartonshire
(317) Redbridge	(812) North East Lincolnshire	(891) Nottinghamshire	(QH) Dumfries & Galloway
(318) Richmond upon Thames	(813) North Lincolnshire	(892) Nottingham	(QJ) Dundee City
(319) Sutton	(815) North Yorkshire	(893) Shropshire	(QK) East Ayrshire
(320) Waltham Forest	(816) York	(894) Telford and Wrekin	(QL) East Dunbartonshire
(330) Birmingham	(820) Bedfordshire	(908) Cornwall	(QM) East Lothian
(331) Coventry	(821) Luton	(909) Cumbria	(QN) East Renfrewshire
(332) Dudley	(825) Buckinghamshire	(916) Gloucestershire	(QP) City of Edinburgh
(333) Sandwell	(826) Milton Keynes	(919) Hertfordshire	(QQ) Falkirk
(334) Solihull	(830) Derbyshire	(921) Isle of Wight	(QR) Fife
(335) Walsall	(831) Derby	(925) Lincolnshire	(QS) City of Glasgow
(336) Wolverhampton	(835) Dorset	(926) Norfolk	(QT) Highland
(340) Knowsley	(836) Poole	(928) Northamptonshire	(QU) Inverclyde
(341) Liverpool	(837) Bournemouth	(929) Northumberland	(QW) Midlothian
(342) St Helens	(840) Durham	(931) Oxfordshire	(QX) Moray
(343) Sefton	(841) Darlington	(933) Somerset	(QY) North Ayrshire
(344) Wirral	(845) East Sussex	(935) Suffolk	(QZ) North Lanarkshire
(350) Bolton	(846) Brighton and Hove	(936) Surrey	(RA) Orkney Islands
(351) Bury	(850) Hampshire	(937) Warwickshire	(RB) Perth & Kinross
(352) Manchester	(851) Portsmouth	(938) West Sussex	(RC) Renfrewshire
(353) Oldham	(852) Southampton		(RD) Shetland Islands
(354) Rochdale	(855) Leicestershire		(RE) South Ayrshire
(355) Salford	(856) Leicester		(RF) South Lanarkshire
			(RG) Stirling
			(RH) West Lothian
			(RJ) Eilean Siar

FREQUENCY: Every year from 2000

COVERAGE: All persons in GB.

NOTES: This variable is included only on annual local area datasets, which are available only to ONS and those government departments which sponsor the local area enhancements.

TLEC99 - Training and enterprise councils

(101) Hampshire	(507) Shropshire	(901) County Durham
(102) Heart of England	(508) Staffordshire	(902) Northumberland
(103) Isle of Wight	(509) Walsall	(903) Tees Valley
(104) Kent	(510) Wolverhampton	(904) Tyneside
(105) Milton Keynes/North Buckinghamshire	(601) Greater Nottingham	(905) Sunderland City
(106) Surrey	(602) Leicestershire	(S01) Ayrshire
(107) Sussex Enterprise	(603) Lincolnshire	(S02) Borders
(108) Thames Valley Enterprise	(604) North Derbyshire	(S03) Dunbartonshire
(201) Bedfordshire	(605) North Nottinghamshire	(S04) Dumfries and Galloway
(202) Cambstec	(606) Northamptonshire	(S05) Fife
(203) Essex	(607) South Derbyshire	(S06) Forth Valley
(204) Greater Peterborough	(701) Barnsley and Doncaster	(S07) Glasgow Development Agency
(205) Hertfordshire	(702) Bradford and District	(S08) Grampian
(206) Norfolk and Waveney	(703) Calderdale and Kirklees	(S09) Lanarkshire
(207) Suffolk	(704) Humberside	(S10) Lothian and Edinburgh
(301) Aztec	(705) Leeds	(S11) Renfrewshire
(304) London East	(706) North Yorkshire	(S12) Tayside
(305) North London	(707) Rotherham	(S13) Argyll, Bute, Arran and the Cumbraes
(306) North West London	(708) Sheffield	(S14) Caithness and Sutherland
(309) West London	(709) Wakefield	(S15) Inverness and Nairn
(311) Solotec	(801) Cewtec	(S16) Lochaber
(312) Focus Central London	(802) Merseyside	(S17) Moray, Badenoch and Strathspey
(401) Devon and Cornwall	(803) St Helens	(S18) Orkney
(402) Dorset	(804) Bolton/Bury	(S19) Ross and Cromarty
(403) Gloucestershire	(805) Cumbria	(S20) Shetland
(404) Somerset	(806) Eltec	(S21) Skye and Lochalsh
(405) Western	(807) Lawtec	(S22) Eilean Siar
(406) Wiltshire	(808) Manchester	(W11) Celtec
(501) Birmingham	(809) Metrotec	(W12) Mid Wales
(503) Coventry and Warwickshire	(810) Normidtec	(W13) South East Wales
(504) Dudley	(811) Oldham	(W14) West Wales
(505) Hawtec	(812) Rochdale	
(506) Sandwell	(813) South and East Cheshire	
	(814) Stockport and High Peak	

FREQUENCY: Every year from 2000

COVERAGE: All persons in GB.

NOTES: This variable is included only on annual local area datasets, which are available only to ONS and those government departments which sponsor the local area enhancements.

LSC - Learning and skills councils

- (1) County Durham
- (2) Northumberland
- (3) Tees Valley
- (4) Tyne & Wear
- (5) Cheshire/Warrington
- (6) Cumbria
- (7) Greater Manchester
- (8) Lancashire
- (9) Greater Merseyside (previously called Merseyside/Halton)
- (10) Humberside
- (11) North Yorkshire
- (12) South Yorkshire
- (13) West Yorkshire
- (14) Derbyshire
- (15) Leicestershire
- (16) Lincolnshire/Rutland
- (17) Northamptonshire
- (18) Nottinghamshire
- (19) Birmingham & Solihull
- (20) Coventry & Warwickshire
- (21) Herefordshire & Worcestershire
- (22) Shropshire
- (23) Staffordshire
- (24) The Black Country
- (25) Bedfordshire and Luton (previously called Bedfordshire)
- (26) Cambridgeshire
- (27) Essex
- (28) Hertfordshire
- (29) Norfolk
- (30) Suffolk
- (31) Central London
- (32) East London
- (33) North London
- (34) South London
- (35) West London
- (36) Berkshire
- (37) Sussex
- (38) Hamps/Isle of Wight/Portsmouth/Stamilton
- (39) Kent/Medway
- (40) Oxon/Bucks/Milton Keynes
- (41) Surrey
- (42) West of England (previously called 'Former Avon')
- (43) Bournemouth/Dorset/Poole
- (44) Devon & Cornwall
- (45) Gloucestershire
- (46) Somerset
- (47) Wiltshire & Swindon

FREQUENCY: Every year from 2000

COVERAGE: All persons in England.

NOTES: This variable is included only on annual local area datasets, which are available only to ONS and those government departments which sponsor the local area enhancements.

LP - Learning Partnerships

(1) County Durham LP	(37) Wakefield LP	(72) South London LP
(2) Northumberland LP	(38) York LP	(73) West London LP
(3) Sunderland ETAG	(39) Derbyshire LP	(74) Bracknell Forest LP
(4) Tees Valley LP	(40) Greater Nottingham LP	(75) Brighton & Hove LP
(5) Tyneside LP	(41) Leics, Leicester City & Rutland LP	(76) Buckinghamshire LP
(6) Bury LP	(42) Lincolnshire and Rutland LP	(77) East Sussex LP
(7) Bolton LP	(43) Northamptonshire LP	(78) Hampshire & Portsmouth LP
(8) Cumbria LP	(44) North Nottingham LP	(79) Isle of Wight LP
(9) Cheshire LP	(45) Birmingham LP	(80) Kent LP
(10) East Lancashire LP	(46) Coventry & Warwickshire LP	(81) Medway LP
(11) Halton LP	(47) Dudley LP	(82) Milton Keynes LP
(12) Knowsley LP	(48) Hereford LP	(83) Oxfordshire LP
(13) Liverpool LP	(49) Sandwell LP	(84) Reading LP
(14) Manchester LP	(50) Shropshire LP	(85) Royal Windsor/Maidenhead LP
(15) Oldham LP	(51) Solihull LP	(86) Slough LP
(16) Rochdale LP	(52) Staffordshire & Stoke LP	(87) Southampton LP
(17) St Helens LP	(53) Telford and Wrekin LP	(88) Surrey LP
(18) Sefton LP	(54) Walsall LP	(89) West Berkshire LP
(19) Stockport LP	(55) Wolverhampton LP	(90) West Sussex LP
(20) Warrington LP	(56) Worcestershire LP	(91) Wokingham LP
(21) West Lancashire LP	(57) Bedfordshire & Luton LP	(92) Bath & North East Somerset LP
(22) Wigan LP	(58) Cambridgeshire LP	(93) Bournemouth, Dorset & Poole LP
(23) Wirral LP	(59) Greater Peterborough LP	(94) Bristol & South Gloucestershire LP
(24) Barnsley LP	(60) Hertfordshire LP	(95) Cornwall and Isles of Scilly LP
(25) Bradford LP	(61) Norfolk LP	(96) Devon & Torbay LP
(26) Calderdale LP	(62) North Essex LP	(97) Gloucestershire LP
(27) Doncaster LP	(63) South Essex LP	(98) North Somerset LP
(28) East Riding LP	(64) Suffolk LP	(99) Plymouth LP
(29) Hull LP	(65) Thurrock LP	(100) Somerset LP
(30) Kirklees LP	(66) Central London LP	(101) Wiltshire & Swindon LP
(31) Leeds LP	(67) East London LP	
(32) North East Lincolnshire LP	(68) East/South East London LP	
(33) North Lincolnshire LP	(69) East Thames LP	
(34) North Yorkshire LP	(70) North London LP	
(35) Rotherham LP	(71) North West London LP	
(36) Sheffield LP		

FREQUENCY: Every year from 2000

COVERAGE: All persons in England.

NOTES: This variable is included only on annual local area datasets, which are available only to ONS and those government departments which sponsor the local area enhancements.

CCET - Community Consortia for Education and Training

- (1) Blaenau Gwent
- (2) Bridgend
- (3) Caerphilly
- (4) Cardiff
- (5) Carmarthenshire
- (6) Ceredigion
- (7) Cwllwm conway
- (8) Denbighshire
- (9) Flintshire
- (10) Ygamfa
- (11) Merthyr Tydfil
- (12) Monmouthshire
- (13) Neath Port Talbot
- (14) Newport
- (15) Pembrokeshire
- (16) Powys
- (17) Rhondda, Cynon, Taff
- (18) Swansea
- (19) Torfaen
- (20) The Vale of Glamorgan
- (21) Wrexham

FREQUENCY: Every year from 2001

COVERAGE: All persons in Wales.

NOTES: This variable is included only on annual local area datasets, which are available only to ONS and those government departments which sponsor the local area enhancements.

This variable is derived from UALAD99.

ELWA - Education and Learning Wales

- (1) North Wales
- (2) Mid Wales
- (3) South East Wales
- (4) South West Wales

FREQUENCY: Every year from 2001

COVERAGE: All persons in Wales.

NOTES: This variable is included only on annual local area datasets, which are available only to ONS and those government departments which sponsor the local area enhancements.

This variable is derived from TLEC99.

RESTME - Length of time at this address

- (1) Less than 12 months
- (2) 12 months but less than 2 years
- (3) 2 years but less than 3 years
- (4) 3 years but less than 5 years
- (5) 5 years but less than 10 years
- (6) 10 years or longer

FREQUENCY: Each quarter from Spring 96

COVERAGE: Applies to all.

NOTES: This variable which replaces RESLNO is a result of the GSS Social Survey Harmonisation Project.

The question relates to address rather than place. It may be possible that an individual is living at a different address from 12 months ago but is living in the same town and county.

Babies under a year are code 1.

ALL students living in Halls of Residence should be given the same code as the 'head of household'.

This question must be asked of economically inactive respondents aged 70 and over.

Absences from the address which by their nature are temporary, i.e. without permanent intent are ignored. For example, a person now ages 22 who was born at this address, and whose only absence was when he went to university for three years at the age of 18 is recorded as having lived at the address for 22 years - code 6 '10 years or longer'.

RESMTH - Months at this address

(0 - 11) Months

FREQUENCY: Each quarter from Spring 96

COVERAGE: Applies if RESTME = 1 (lived at address < 12 months).

NOTES: RESMTH and RESBBY are new variables used to identify babies born less than 3 months ago (i.e. between survey waves).

RESBBY - Whether respondent is baby

- (1) Yes
- (2) No

FREQUENCY: Each quarter from Spring 96

COVERAGE: Applies if RESMTH <3 (lived at address < 3 months)

NOTES: RESMTH and RESBBY have been introduced to identify babies born less than 3 months ago (i.e. between survey waves).

M3CRY - Place of residence 3 months ago

- (1) UK
- (2) Somewhere else

FREQUENCY: Each quarter from Spring 92 to Winter 95. Spring quarters only from Spring 96

COVERAGE: Spring quarters only Spring 92 - Spring 94: Applies if RESLNO = 6 (lived at this address < 3 months)

Non Spring quarters Summer 92 - Winter 94: Applies if RESLEN = 2 (lived at this address < 3 months)

Each quarter from Spring 95 - Winter 95: Applies if RESLNO = 6 (lived at this address < 3 months)

Each quarter from Spring 96 onwards: Applies if RESMTH < 3 (Lived at this address < 3 months)

AND RESBBY \neq 1 (not baby born within last 3 months)

NOTES: If filtering on a specific country other than the UK then the relevant category of M3CRY0 should also be filtered on. RESMTH and RESBBY were introduced in Spring 96 to successfully identify babies born less than 3 months ago (i.e. between survey waves).

M3CRYO - Country of residence 3 months ago

(Spring 92 - Winter 92)	(52) United States of America	(Added Spring 93)	(Added Spring 99)
(1) United Kingdom/Great Britain	(53) (Other) Caribbean	(96) Angola	(134) St. Pierre and Miquelon
(6) Irish Republic (inc. pns)	(54) (Other) Central America	(97) Ethiopia	(135) Greenland
(7) Channel islands	(55) (Other) South America	(98) Somalia	(136) Bermuda
(8) Isle of Man	(56) Pakistan	(99) Zaire	(137) Taiwan
(11) Australia	(57) Burma/Myanmar	(100) Cuba	(138) Laos
(12) Canada	(58) China	(101) Mexico	(139) Afghanistan, Bhutan, Republic of the Maldives, Nepal
(13) New Zealand	(59) Japan	(102) Argentina	(140) Thailand
(14) Kenya	(60) Philippines	(103) Brazil	(141) Armenia, Azerbaijan and Georgia
(15) Uganda	(61) Vietnam	(104) Chile	(142) Kazakhstan, Kyrgistan, Tajikistan, Turkmenistan, Uzbekistan
(16) Tanzania	(62) Iran	(105) Columbia	*(143) At sea/In the air/Oil rig
(17) Malawi	(63) Israel	(106) Uruguay	*(144) Stateless
(18) Zambia	(64) Other Middle East nes	(107) Venezuela	
(19) Zimbabwe	(65) Other Asia (foreign nes)	(108) Iraq	
(20) Botswana, Lesotho and Swaziland	(66) Belgium	(109) Lebanon	
(21) Gambia	(67) Denmark	(110) Indonesia	
(22) Ghana	(68) France (inc. Monaco)	(111) Korea	
(23) Nigeria	(69) Italy	(112) Macao/Macau	
(24) Sierra Leone	(70) Luxembourg	(113) Liechtenstein	
(25) Barbados	(71) Netherlands	(114) Andorra	
(26) Jamaica	(72) Federal Republic of Germany	*(115) At sea/In the air	
(27) Trinidad & Tobago	(73) Germany (pns)	*(116) Stateless	
(28) West Indies (Associated States)	(74) Albania	(Added Spring 98)	
(29) West Indies (so stated)	(75) Bulgaria	(115) Belarus	
(30) Other Caribbean Commonwealth	(76) German Democratic Republic	(116) Bosnia (Yugoslavia)	
(31) Belize	(77) Czechoslovakia	(117) Croatia	
(32) Guyana	(78) Hungary	(118) Czech Republic	
(33) Bangladesh	(79) Poland	(119) Estonia	
(34) India	(80) Romania	(120) Macedonia (Yugoslavia)	
(35) Sri Lanka	(81) Austria	(121) Lithuania	
(36) Hong Kong	(82) Switzerland	(122) Latvia	
(37) Malaysia	(83) Greece	(123) Moldova	
(38) Singapore	(84) Portugal (inc. Azores & Madeira)	(124) Russia	
(39) Cyprus	(85) Spain (inc. Balearic & Canary Islands)	(125) Slovak Republic	
(40) Gibraltar	(86) Finland	(126) Slovenia	
(41) Malta & Gozo	(87) Norway	(127) Ukraine	
(42) Seychelles	(88) Sweden	(128) San Marino	
(43) Mauritius	(89) (Other) Yugoslavia	(129) Vatican City	
(44) Other New Commonwealth	(90) Other Europe nes	(130) Sudan	
(45) Algeria	(91) Turkey	(131) Cambodia (Khmer Republic)	
(46) Morocco	(92) Former USSR etc.	(132) Indonesia	
(47) Tunisia	(93) Rest of the World nes	(133) Micronesia	
(48) Libya	*(94) At sea/in the air	*(134) At sea/In the air	
(49) Egypt	*(95) Stateless	*(135) Stateless	
(50) Republic of South Africa			
(51) Other Africa (foreign nes)			

Abbreviations: pns = part not stated, nes = not elsewhere stated.

FREQUENCY: Each quarter from Spring 92 to Winter 95. Spring quarters only from Spring 96

COVERAGE: Applies if M3CRY = 2 (Living outside UK 3 months ago).

NOTES: Text labels are not available for this variable. When filtering on a specific country also filter on Option 2 'Somewhere else' in M3CRY.

It should be noted that from Spring 92 to Winter 92 codes were from 1-95, then from Spring 93 they were increased to 116, from Spring 98 to 135 and from Spring 99 to 144, this is for SOEC purposes as a number of countries were not uniquely identifiable. *Note the change in coding for *At sea/in the air* and *Stateless* in from Spring 93, Spring 98 and Spring 99.

REG3 - Region of residence 3 months ago

(1)	Tyne & Wear	(12)	West Midlands (Metropolitan)
(2)	Rest of Northern Region	(13)	Rest of West Midlands
(3)	South Yorkshire	(14)	Greater Manchester
(4)	West Yorkshire	(15)	Merseyside
(5)	Rest of Yorkshire & Humberside	(16)	Rest of North West
(6)	East Midlands	(17)	Wales
(7)	East Anglia	(18)	Strathclyde
(8)	Inner London	(19)	Rest of Scotland
(9)	Outer London	(20)	Northern Ireland
(10)	Rest of South East	(22)	Outside of the UK
(11)	South West	(23)	Baby under 1 year

FREQUENCY: Each quarter from Spring 92 to Winter 95. Spring quarters only from Spring 96

COVERAGE: Applies to all persons living at a different address 3 months ago.

NOTES: From Spring 92 to Winter 95 this variable was derived from RESLEN/RESLNO, M3CRY & LAD3. RESLNO was replaced by RESTME in Spring 96. LAD3 was replaced by UALD3 in Spring 2000.

It should be noted that although a respondent was living at a different address 3 months ago, they could still be living in the same town or county.

GOR3 - Region of residence 3 months ago

(1)	Tyne & Wear	(12)	East of England
(2)	Rest of North East	(13)	Central London
(3)	Greater Manchester	(14)	Inner London
(4)	Merseyside	(15)	Outer London
(5)	Rest of North West	(16)	South East
(6)	South Yorkshire	(17)	South West
(7)	West Yorkshire	(18)	Wales
(8)	Rest of Yorkshire & Humberside	(19)	Strathclyde
(9)	East Midlands	(20)	Rest of Scotland
(10)	West Midlands (met county)	(21)	Northern Ireland
(11)	Rest of West Midlands	(22)	Workplace outside UK

FREQUENCY: Each quarter from Spring 92 to Autumn 99. Spring quarters only from Spring 2000

COVERAGE: Applies to all in employment.

NOTES: This variable is based on Government Office Regions. It is derived from RESTME RESMTH RESBBY M3CRY UALD3.

GOR3 is not included on public datasets from Spring 92 to Summer 93.

OYEQM3 - Whether living at same address 12 months ago

- (1) Yes, same place
- (2) No, somewhere else
- (3) Baby under 1 year

FREQUENCY: Spring quarters only from Spring 92

COVERAGE: From Spring 92 to Spring 95: Applies if RESLNO = 6 (Lived at current address < 3 months).

From Spring 96 onwards: Applies if RESMTH <3 (Lived at address < 3 months) AND RESBBY ≠ 1 (Not a baby born within the last 3 months).

NOTES: Although the coverage of this variable seems contradictory at first glance it is in fact referring to the address the respondent was living at prior to their current address. For example, if the respondent is currently living in Bristol but three months ago was living in Bognor this variable checks whether the respondent was living in Bognor 12 months ago.

It should also be noted that the same circumstances apply if the respondent is living at a different address from 12 months ago but is still living in the same town or county.

REGONE - Region of residence 12 months ago

- | | |
|------------------------------------|-----------------------------------|
| (1) Tyne & Wear | (12) West Midlands (Metropolitan) |
| (2) Rest of Northern Region | (13) Rest of West Midlands |
| (3) South Yorkshire | (14) Greater Manchester |
| (4) West Yorkshire | (15) Merseyside |
| (5) Rest of Yorkshire & Humberside | (16) Rest of North West |
| (6) East Midlands | (17) Wales |
| (7) East Anglia | (18) Strathclyde |
| (8) Inner London | (19) Rest of Scotland |
| (9) Outer London | (20) Northern Ireland |
| (10) Rest of South East | (22) Outside of the UK |
| (11) South West | (23) Baby under 1 year |

FREQUENCY: Spring quarters only from Spring 92

COVERAGE: Applies to all.

NOTES: From Spring 92 to Spring 95 this variable was derived from RESLEN/RESLNO, OYCRY, AGE & LADO. RESLNO was replaced by RESTME in Spring 96. LADO was replaced by UALDO in Spring 2000.

GORONE - Region of residence 12 months ago

(1)	Tyne & Wear	(12)	East of England
(2)	Rest of North East	(13)	Central London
(3)	Greater Manchester	(14)	Inner London
(4)	Merseyside	(15)	Outer London
(5)	Rest of North West	(16)	South East
(6)	South Yorkshire	(17)	South West
(7)	West Yorkshire	(18)	Wales
(8)	Rest of Yorkshire & Humberside	(19)	Strathclyde
(9)	East Midlands	(20)	Rest of Scotland
(10)	West Midlands (met county)	(21)	Northern Ireland
(11)	Rest of West Midlands	(22)	Workplace outside UK

FREQUENCY: Spring quarters only from Spring 92

COVERAGE: Applies to all in employment.

NOTES: This variable is based on Government Office Regions. It is derived from RESTME AGE OYCRY UALDO. This variable is not available on SuperCROSS for Spring 92 and Spring 93.

OYCRY - Country of residence 12 months ago

(1)	UK
(2)	Somewhere else
(3)	Baby under 1 year (this category included only from Spring 93 quarter onwards)

FREQUENCY: Spring quarters only from Spring 92

COVERAGE: From Spring 92 to Spring 93: Applies if RESLNO = 5 (Lived at current address between 3 & 12 months) OR OYEQM3 = 2 (Not living at current address 12 months ago) OR (FOR NI - RESLNO = 6)

From Spring 94 to Spring 95: Applies if RESLNO = 5 (Lived at current address between 3 & 12 months) OR OYEQM3 = 2 (Not living at current address 12 months ago).

From Spring 96 onwards: Applies if RESMTH < = 3 (Lived at current address between 3 & 12 months) OR OYEQM3 = 2 (Not living at current address 12 months ago).

NOTES: It should be noted that when filtering on OYCRY = 2 the relevant category of OYCRYO should also be filtered in order to ensure accuracy. Category (3) *Baby under 1 year* is not available for the Spring 92 quarter.

OYCRYO - Country of residence 12 months ago

(Spring 92 - Winter 92)	(52) United States of America	(Added Spring 93)	(Added Spring 99)
(1) United Kingdom/Great Britain	(53) (Other) Caribbean	(96) Angola	(134) St. Pierre and Miquelon
(6) Irish Republic (inc. pns)	(54) (Other) Central America	(97) Ethiopia	(135) Greenland
(7) Channel islands	(55) (Other) South America	(98) Somalia	(136) Bermuda
(8) Isle of Man	(56) Pakistan	(99) Zaire	(137) Taiwan
(11) Australia	(57) Burma/Myanmar	(100) Cuba	(138) Laos
(12) Canada	(58) China	(101) Mexico	(139) Afghanistan, Bhutan, Republic of the Maldives, Nepal
(13) New Zealand	(59) Japan	(102) Argentina	(140) Thailand
(14) Kenya	(60) Philippines	(103) Brazil	(141) Armenia, Azerbaijan and Georgia
(15) Uganda	(61) Vietnam	(104) Chile	(142) Kazakhstan, Kyrgistan, Tajikistan, Turkmenistan, Uzbekistan
(16) Tanzania	(62) Iran	(105) Columbia	*(143) At sea/In the air/Oil rig
(17) Malawi	(63) Israel	(106) Uruguay	*(144) Stateless
(18) Zambia	(64) Other Middle East nes	(107) Venezuela	
(19) Zimbabwe	(65) Other Asia (foreign nes)	(108) Iraq	
(20) Botswana, Lesotho and Swaziland	(66) Belgium	(109) Lebanon	
(21) Gambia	(67) Denmark	(110) Indonesia	
(22) Ghana	(68) France (inc. Monaco)	(111) Korea	
(23) Nigeria	(69) Italy	(112) Macao/Macau	
(24) Sierra Leone	(70) Luxembourg	(113) Liechtenstein	
(25) Barbados	(71) Netherlands	(114) Andorra	
(26) Jamaica	(72) Federal Republic of Germany	*(115) At sea/In the air	
(27) Trinidad & Tobago	(73) Germany (pns)	*(116) Stateless	
(28) West Indies (Associated States)	(74) Albania	(Added Spring 98)	
(29) West Indies (so stated)	(75) Bulgaria	(115) Belarus	
(30) Other Caribbean Commonwealth	(76) German Democratic Republic	(116) Bosnia (Yugoslavia)	
(31) Belize	(77) Czechoslovakia	(117) Croatia	
(32) Guyana	(78) Hungary	(118) Czech Republic	
(33) Bangladesh	(79) Poland	(119) Estonia	
(34) India	(80) Romania	(120) Macedonia (Yugoslavia)	
(35) Sri Lanka	(81) Austria	(121) Lithuania	
(36) Hong Kong	(82) Switzerland	(122) Latvia	
(37) Malaysia	(83) Greece	(123) Moldova	
(38) Singapore	(84) Portugal (inc. Azores & Madeira)	(124) Russia	
(39) Cyprus	(85) Spain (inc. Balearic & Canary Islands)	(125) Slovak Republic	
(40) Gibraltar	(86) Finland	(126) Slovenia	
(41) Malta & Gozo	(87) Norway	(127) Ukraine	
(42) Seychelles	(88) Sweden	(128) San Marino	
(43) Mauritius	(89) (Other) Yugoslavia	(129) Vatican City	
(44) Other New Commonwealth	(90) Other Europe nes	(130) Sudan	
(45) Algeria	(91) Turkey	(131) Cambodia (Khmer Republic)	
(46) Morocco	(92) Former USSR etc.	(132) Indonesia	
(47) Tunisia	(93) Rest of the World nes	(133) Micronesia	
(48) Libya	*(94) At sea/in the air	*(134) At sea/In the air	
(49) Egypt	*(95) Stateless	*(135) Stateless	
(50) Republic of South Africa			
(51) Other Africa (foreign nes)			

Abbreviations: pns = part not stated, nes = not elsewhere stated.

FREQUENCY: Spring quarters only from Spring 96

COVERAGE: Applies if OYCRY = 2 (Living outside UK 12 months ago)

NOTES: Text labels are not available for this variable. When filtering on a specific country also filter on Option 2 *Somewhere else* in OYCRY.

It should be noted that from Spring 92 to Winter 92 codes were from 1-95, then from Spring 93 they were increased to 116, from Spring 98 to 135 and from Spring 99 to 144, this is for SOEC purposes as a number of countries were not uniquely identifiable. *Note the change in coding for *At sea/in the air* and *Stateless* in from Spring 93, Spring 98 and Spring 99.

RESPONSE DETAILS

CAIND - Child/Adult indicator

- (1) **Adult**
- (2) **Child of head of household and head of family unit**
- (3) **Child of other family**
- (4) **Child of head of household but not head of family unit**

FREQUENCY: Each quarter from Spring 92

COVERAGE: Applies to all.

NOTES: This variable is derived from AGE, MARSTT, EDAGE, COURSE, RELHFU, ELHOH.

IOUTCOME - Individual outcome

- (1) **Personal response**
- (2) **Proxy response**
- (3) **Non-response**
- (4) **Child**
- (6) **Data brought forward from previous quarter**
- (7) **Economically inactive 70+**

FREQUENCY: Each quarter from Spring 92

COVERAGE: Applies to all.

NOTES: This variable is used mainly to identify whether responses obtained were given personally or by proxy. Some analysis of LFS data may be particularly affected by proxy responses, e.g. subjective questions - whether someone would like to work, or questions that are particularly difficult for proxy respondents to answer, e.g. number of actual unpaid overtime hours worked in reference week. Results of this variable therefore should be treated with caution. With regard to proxy responses there are some common sense rules. A study of proxy responses is contained in Volume 1 (Background and Methodology). Generally the questions can be asked of the main respondent provided that they are able to supply the required information and are related to the individual concerned. However, it is also acceptable for:

- a) Cohabitees to supply information about each other,
- b) Anyone whom the HOH/spouse personally asks to provide the information, e.g. a young person whose parents wish them to be the respondent,
- c) A relative, friend or health visitor may also give information where a person living alone is too old, sick or deaf to be interviewed, but only with their permission and preferably in their presence, and
- d) Children to be used as an interpreter if the parents do not speak English and it is felt that the child is capable of understanding and interpreting the questions.

PRXREL - Type of proxy response

- (1) **Personal response**
- (2) **Spouse/partner proxy**
- (3) **Other proxy**
- (4) **Child aged under16**

FREQUENCY: Each quarter from Spring 97

COVERAGE: Applies to all.

HOUSEHOLD CHARACTERISTICS

STRUCTURE

HHTYPE - Type of household

- (01) 1 person
- (02) 2 or more persons, all different family units
- (03) Married couple, no children, no other family units
- (04) Cohabiting couple, no children, no other family units
- (05) Couple, no children, other family units
- (06) Married couple, all dependent children, no other family units
- (07) Cohabiting couple, all dependent children, no other family units
- (08) Married couple, dependent & non-dependent children, no other family units
- (09) Cohabiting couple, dependent & non dependent children, not other family units
- (10) Married couple, all non-dependent children, no other family units
- (11) Cohabiting couple, all non-dependent children, no other family units
- (12) Couple, all dependent children, other family units
- (13) Couple, dependent & non-dependent children, other family units
- (14) Couple, all non-dependent children, other family units
- (15) Lone parent, all dependent children, no other family units
- (16) Lone parent, dependent & non-dependent children, no other family units
- (17) Lone parent, all non-dependent children, no other family units
- (18) Lone parent, all dependent children, other family units
- (19) Lone parent, dependent & non-dependent children, other family units
- (20) Lone parent, all non-dependent children, other family units
- (21) 2 or more family units, all dependent children
- (22) 2 or more family units, dependent & non-dependent children
- (23) 2 or more family units, all non-dependent children
- (24) 2 or more family units, no children
- (25) Same sex couple with or without others

FREQUENCY: Spring and Autumn quarters only from Spring 96 (on household datasets only). Each quarter from Spring 2000 (on household and ONS datasets)

COVERAGE: Applies to all households.

NOTES: HHTYPE replaces TYPEHH from Spring 96. It has had the number of categories increased to identify married and cohabiting couples in a household.

Categories 15 or 18 (Lone parent, all dependent children, no other family/other family units) will also include those who are married, i.e. MARSTT=2 (Yes) where their spouse is not a household member i.e. MARCHK=2 (No), e.g. working away from home, in prison etc.

In categories 5, 12, 13 & 14, 'Couple' refers to both married and co-habiting couples.

This variable is derived from FUTYPE, FDPCH19 & RELHFU.

HHTYPE is only included on the household datasets prior to Spring 2000. It is included on both household and ONS datasets from Spring 2000.

HLDCMP - Composition of household

- (01) 1 male over pensionable age with no children
- (02) 1 female over pensionable age with no children
- (03) 1 adult under pensionable age with no children
- (04) 1 adult with one child
- (05) 1 adult with two or more children
- (06) Married couple both under pensionable age with no children
- (07) Cohabiting couple both under pensionable age with no children
- (08) Married couple one or more over pensionable age with no children
- (09) Cohabiting couple one or more over pensionable age with no children
- (10) Married couple with one child
- (11) Married couple with 2 children
- (12) Married couple with 3 or more children
- (13) Cohabiting couple with one child
- (14) Cohabiting couple with 2 children
- (15) Cohabiting couple with 3 or more children
- (16) 2 adults, not married or cohabiting, both under pensionable age with no children
- (17) 2 adults, not married or cohabiting, one or more over pensionable age with no children
- (18) 2 adults, not married or cohabiting with 1 or more children
- (19) 3 or more adults with no children including at least one married/cohabiting couple
- (20) 3 or more adults with 1 or 2 children including at least one married/cohabiting couple
- (21) 3 or more adults with 3 or more children including at least one married/cohabiting couple
- (22) 3 or more adults with no children
- (23) 3 or more adults with one or more children
- (24) Same sex cohabiting couple

FREQUENCY: Spring and Autumn quarters only from Spring 96 (on household datasets only). Each quarter from Spring 2000 (on household and ONS datasets)

COVERAGE: Applies to all households.

NOTES: HLDCMP is not available on the person level datasets, but is included on the household datasets prior to Spring 2000. It is also included on both household and ONS datasets from Spring 2000.

HLDCMP replaces AGCOCD. It has had the number of categories increased to identify married and cohabiting couples in a household. It is derived from AGE, SEX, MARSTT, LIVTOG & CAIND.

RELH96 - Relationship to head of household

(0)	Head of household	(12)	Brother/sister
(1)	Spouse	(13)	Step-brother/sister
(2)	Cohabitee	(14)	Foster brother/sister
(3)	Child	(15)	Brother/sister-in-law
(4)	Step-child	(16)	Grandchild
(5)	Foster child	(17)	Grandparent
(6)	Child-in-law	(18)	Other relation
(7)	Parent	(19)	Other non-relative
(8)	Step-parent	(20)	Same sex cohabitee
(10)	Foster parent	(21)	Undefined
(11)	Parent-in-law		

FREQUENCY: Each quarter from Spring 96

COVERAGE: Applies to all.

NOTES: Although available from Spring 96 the full benefits of RELH96 do not occur till the Summer 96 quarter because detailed relationship information is not available for imputed cases until then. RELHOH (for Spring 96 only) collapses RELH96 into the categories used in previous quarters and will include imputed cases.

This variable was introduced in Spring 96 as a result of the GSS Social Survey Harmonisation Project to identify whether the respondent is the person in whose name the accommodation is owned or rented.

This variable replaced RELHOH.

RELHRP - Relationship to HRP

(0)	Head of household
(1)	Spouse
(2)	Cohabitee
(3)	Child
(4)	Step-child
(5)	Foster child
(6)	Child in law
(7)	Parent
(8)	Step-parent
(10)	Foster parent
(11)	Parent in law
(12)	Brother or sister
(13)	Step-brother or sister
(14)	Foster brother or sister
(15)	Brother or sister in law
(16)	Grandchild
(17)	Grandparent
(18)	Other relation
(19)	Other non-relative
(20)	Same sex cohabitee
(21)	Undefined

FREQUENCY: Each quarter from Spring 01

COVERAGE: Applies to all.

NOTES: There are a lot of changes taking place in the make-up of households/families and the purpose of the relationship grid is to calculate family units by defining household members' relationship to each other.

HRP - Household reference person

- (1) Respondent is HRP
- (2) Respondent is not HRP

FREQUENCY: Each quarter from Spring 2000 to Winter 2000 (on ONS datasets only). Each quarter from Spring 01

COVERAGE: Applies to all persons aged 16 and over.

NOTES: This variable is derived from PERSNO and DVHRPNUM. It is used to determine Household Reference Person. This variable is only on ONS datasets in 2000.

DVHRPNUM - Person number of HRP

FREQUENCY: Each quarter from Spring 01

COVERAGE: Applies to all households.

HOHID - Head of household identification

- (1) Head of household
- (2) Not head of household

FREQUENCY Each quarter from Spring 96

COVERAGE: Applies to all.

NOTES: HOHID was introduced in Spring 96 to provide additional information about the total number of people and family units within the household.

XR(00-15) - Relationship to person

- (1) Spouse
- (2) Cohabiting partner
- (3) Natural son or daughter
- (4) Step son or daughter
- (5) Foster child
- (6) Son or daughter in law
- (7) Parent
- (8) Step parent
- (9) Guardian
- (10) Foster parent
- (11) Parent in law
- (12) Brother or sister
- (13) Step brother or sister
- (14) Foster brother or sister
- (15) Brother or sister in law
- (16) Grandchild
- (17) Grandparent
- (18) Other relation
- (19) Other non-relative

FREQUENCY: Each quarter from Spring 96

COVERAGE: Applies to all.

NOTES: This variable is based on a relationship grid which calculates family units by defining household members' relationship to one another. The relationship grid will only appear if there is more than one person in the household.

TOTNUM - Total number of eligible people in household

(1 - 16) Total number of eligible people in household

FREQUENCY: Spring and Autumn quarters from Spring 96 (on household datasets only). Each quarter from Spring 2000 (on household and ONS datasets)

COVERAGE: Applies to all households.

NOTES: TOTNUM is only included on the household datasets prior to Spring 2000. It is also included on both household and ONS datasets from Spring 2000.

TOTNUM was introduced in Spring 96 to provide additional information about the total number of people within the household. This variable is derived from IOUTCOME.

TOTFU - Total number of family units in household

(1 - 16) Total number of family units in household

FREQUENCY: Spring and Autumn quarters from Spring 96 (on household datasets only). Each quarter from Spring 2000 (on household and ONS datasets)

COVERAGE: Applies to all households.

NOTES: TOTFU is only included on the household datasets prior to Spring 2000. It is also included on both household and ONS datasets from Spring 2000.

TOTFU was introduced in Spring 96 to provide additional information about the total number of family units within the household. This variable is derived from IOUTCOME.

FMDP - Number of family units in household with dependent children only

(1 - 16) Number of family units in household with dependent children

FREQUENCY: Spring and Autumn quarters from Spring 96 (on household datasets only). Each quarter from Spring 2000 (on household and ONS datasets)

COVERAGE: Applies to all family units.

NOTES: FMDP is only included on the household datasets prior to Spring 2000. It is also included on both household and ONS datasets from Spring 2000. This variable was introduced in Spring 96 to provide additional information about the total number of family units within the household.

This variable is derived from HOUT & FUTYPE.

FMNDP - Number of family units in household with non-dependent children only

(1 - 16) Number of family units in household with non-dependent children only

FREQUENCY: Spring and Autumn quarters from Spring 96 (on household datasets only). Each quarter from Spring 2000 (on household and ONS datasets)

COVERAGE: Applies to all family units.

NOTES: FMNDP is only included on the household datasets prior to Spring 2000. It is also included on both household and ONS datasets from Spring 2000. This variable was introduced in Spring 96 to provide additional information about the total number of family units within the household.

This variable is derived from HOUT & FUTYPE.

FMPLUS - Total number of family units with more than one person

(1 - 16) Total number of family units with more than one person

FREQUENCY: Each quarter from Spring 96

COVERAGE: Applies to all family units.

NOTES: FMPLUS is available on both the person level datasets and the household datasets. This variable was introduced in Spring 96 to provide additional information about the total number of family units within the household.

This variable is derived from HOUTCOME, TOTFU and TOTNUM.

TOTXFU - Total number of extended families in household

(1 - 16) Total number of extended families in household

FREQUENCY: Spring and Autumn quarters from Spring 96 (on household datasets only). Each quarter from Spring 2000 (on both household and ONS datasets)

COVERAGE: Applies to all family units.

NOTES: TOTXFU is only included on the household datasets prior to Spring 2000. It is included on both household and ONS datasets from Spring 2000. This variable was introduced in Spring 96 to provide additional information about the total number of family units within the household.

This variable is derived from HOUT, FAMUNIT and EXTFU.

XFMD - Total number of extended family units in household with dependent children only

(1 - 16) Total number of extended family units in household with dependent children only

FREQUENCY: Spring and Autumn quarters from Spring 96 (on household datasets only). Each quarter from Spring 2000 (on both household and ONS datasets)

COVERAGE: Applies to all family units.

NOTES: XFMD is only included on the household datasets prior to Spring 2000. It is included on both household and ONS datasets from Spring 2000. This variable was introduced in Spring 96 to provide additional information about the total number of family units within the household.

This variable is derived from HOUT, TOTXFU & FUTYPE.

XFMDNDC - Total number of extended family units in household with non-dependent children only

(1 - 16) Total number of extended family units in household with non-dependent children only

FREQUENCY: Spring and Autumn quarters from Spring 96 (on household datasets only). Each quarter from Spring 2000 (on both household and ONS datasets)

COVERAGE: Applies to all family units.

NOTES: XFMDNDC is only included on the household datasets prior to Spring 2000. It is included on both household and ONS datasets from Spring 2000. This variable was introduced in Spring 96 to provide additional information about the total number of family units within the household.

This variable is derived from HOUT, TOTXFU & FUTYPE.

HDPCH19 - Number of dependent children in household aged under 19

(0-10) Number of dependent children in household aged under 19

FREQUENCY: Each quarter from Spring 92

COVERAGE: Applies to all households.

NOTES: Dependent children are all those aged 0-15 and those aged 16-18 who are in full-time education. Text labels are not available for this variable. This variable is derived from CAIND & AGE.

AOHL16 - Age of oldest dependent child in household aged under 16

(0-15) Age of oldest dependent child in household aged 0-15

(16) No dependent children aged under 16

FREQUENCY: Spring quarters only from Spring 92 to Spring 94. Each quarter from Spring 95

COVERAGE: Applies to all households.

NOTES: Dependent children are all those aged 0-15 and those aged 16-18 who are in full-time education. Text labels are not available for this variable. This variable is derived from CAIND & AGE.

AOHL19 - Age of oldest dependent child in household aged under 19

- (0-18) Age of oldest dependent child in household aged 0-18**
- (19) No dependent children aged under 19**

FREQUENCY: Spring quarters only from Spring 92 to Spring 94. Each quarter from Spring 95

COVERAGE: Applies to all households.

NOTES: Dependent children are all those aged 0-15 and those aged 16-18 who are in full-time education. Text labels are not available for this variable. This variable is derived from CAIND & AGE.

AYHL19 - Age of youngest dependent child in household aged under 19

- (0-18) Age of youngest dependent child in household aged 0-18**
- (19) No dependent children aged under 19**

FREQUENCY: Spring quarters only from Spring 92 to Spring 94. Each quarter from Spring 95

COVERAGE: Applies to all households.

NOTES: Dependent children are all those aged 0-15 and those aged 16-18 who are in full-time education. Text labels are not available for this variable. This variable is derived from CAIND & AGE.

HOUSING TENURE

HRPID - Respondent accommodation responsibility

- (1) Yes
- (2) No

FREQUENCY: Each quarter from Spring 96

COVERAGE: Applies if AGE > 16 (years).

TEN96 - Accommodation details

- (1) Owned outright
- (2) Being bought with mortgage or loan
- (3) Part rent, part mortgage
- (4) Rented
- (5) Rent free
- (6) Squatting

FREQUENCY: Each quarter from Spring 96

COVERAGE: Applies to all.

NOTES: This variable was introduced in Spring 96 as a result of the GSS Social Survey Harmonisation Project and replaces the variables TENURE and MORTGE.

RENT96 - Accommodation tied to job

- (1) Yes
- (2) No

FREQUENCY: Each quarter from Spring 96

COVERAGE: Applies if TEN96 = 4 (rent), 5 (rent free).

NOTES: This variable was introduced in Spring 96 as a result of the GSS Social Survey Harmonisation Project and replaces the variable TIED. Tied accommodation is that which goes with the job of a household member. Those living in tied accommodation may either pay rent or live rent free.

LAND96 - Landlord of accommodation

- (1) LA, Scottish Homes, New Town Development
- (2) Housing association, co-op, trust
- (3) Employing organisation
- (4) Another organisation
- (5) Relative of household member
- (6) Individual employer
- (7) Other individual private landlord

FREQUENCY: Each quarter from Spring 96

COVERAGE: Applies if TEN96 = 4 (rent), 5 (rent free).

NOTES: This variable was introduced in Spring 96 as a result of the GSS Social Survey Harmonisation Project and replaces the variable LAND.

FURN - Whether accommodation furnished

- (1) Furnished**
- (2) Partly furnished**
- (3) Unfurnished**

FREQUENCY: Each quarter from Spring 92

COVERAGE From Spring 92 to Winter 95: Applies if TENURE = 2 (rented accommodation/rent free).

 From Spring 96 onwards: Applies if TEN96 = 4 (rent), 5 (rent free).

NOTES: The terms furnished, partly furnished and unfurnished have not been defined and rely solely on the respondent's assessment. Only furnishing provided by the landlord is taken into consideration not furnishing provided by the tenants. The coverage was amended in Spring 96 due to TENURE being replaced by TEN96 as a result of the GSS Social Survey Harmonisation Project.

ACCESS TO MOTOR VEHICLES

USEVEH - Own or use motor vehicle

- (1) Yes
- (2) No

FREQUENCY: Each quarter from Spring 01 to Winter 01(on ONS datasets only). Autumn quarters only every two years from Autumn 02 (on household datasets only)

COVERAGE: Applies to all.

NOTES: Although only one person is required to respond, they may do so on behalf of all the adults in the household. Includes company cars, unless no private use allowed. All questions for motor vehicles have changed to Wave 1 and 5 and every other year in quarter 3 (even years).

TYPVEH(01-10) - Type of vehicle

- (1) Car
- (2) Light van
- (3) Motorcycle
- (4) Some other motor vehicle

FREQUENCY: Each quarter from Spring 01 to Winter 01(ONS datasets only). Autumn quarters only every two years from Autumn 02 (on household datasets only)

COVERAGE: Applies to respondents who have the use of a motor vehicle.

NOTES: All questions for motor vehicles have changed to Wave 1 and 5 and every other year in quarter 3 (even years).

MAINDRV(1-10) - Driver with most mileage

- (1) Person 1
- (2) Person 2
- (3) Person 3
- (4) etc

FREQUENCY: Autumn quarters only every two years from Autumn 02 (on household datasets only)

COVERAGE: Applies to all respondents who have the use of a motor vehicle (USEVEH = 1).

PRIVEH(01-10) - Ownership of vehicle

- (1) Privately owned
- (2) Company car
- (3) None of the above (spontaneous)

FREQUENCY: Each quarter from Spring 01 to Winter 01(on ONS datasets only). Autumn quarters only every two years from Autumn 02 (on household datasets only)

COVERAGE: Applies to respondents who have the use of a car (TYPVEH = 1).

NOTES: All questions for motor vehicles have changed to Wave 1 and 5 and every other year in quarter 3 (even years).

FAMILY CHARACTERISTICS

STRUCTURE

FUTYPE - Type of family unit

- (1) 1 person – male
- (2) 1 person – female
- (3) Same sex couple
- (4) Married couple with no children
- (5) Married couple with non-dependent children only
- (6) Married couple with dependent children
- (7) Cohabiting couple with no children
- (8) Cohabiting couple with non-dependent children only
- (9) Cohabiting couple with dependent children
- (10) Male lone parent with dependent children
- (11) Male lone parent with non-dependent children only
- (12) Female lone parent with dependent children
- (13) Female lone parent with non-dependent children only

FREQUENCY: Spring and Autumn quarters from Spring 96 (on household datasets only). Each quarter from Spring 2000 (on household and ONS datasets)

COVERAGE: Applies to all family units.

NOTES: This variable replaces TYPEFU. FUTYPE is only included on the household datasets prior to Spring 2000. It is included on both household and ONS datasets from Spring 2000. This variable is derived from SEX, RELHFU, MARSTT, LIVTOG & FDPCH19.

It has had the number of categories increased to identify married and cohabiting couples in a household. Previously there had been a problem with this variable in identifying male and female lone parents. However, the introduction of a 'household grid' question - XR(00-15) - in Spring 96 to collect basic demographic data about all household members has resulted in fully complete family data from Summer 96 onwards.

Categories 10 and 12 (Male/Female lone parent with dependent children) include those who are married but where their spouse is not a household member, e.g. because they are working away from home, in prison etc.

EXTFU - Extended family unit

- (1-2) Extended family unit number

FREQUENCY: Each quarter from Spring 96

COVERAGE: Applies to all households.

NOTES: This variable codes all those related in some way to the same extended family unit.

This variable is derived from XR(00-15), TOTFU, SMSXFU and FAMUNIT.

SMSXFU - Same sex family unit

(1-11) Family unit number

FREQUENCY: Each quarter from Spring 96

COVERAGE: Applies to all family units.

NOTES: This variable redefines the family unit to include same sex partners in the same family unit. Thus, using this variable results in fewer family units in total than if using FAMUNIT.

The family hierarchical structure is based on FAMUNIT. Those people who have been coded as same sex cohabitantes are put into separate family units at FAMUNIT. Therefore when any analysis is done of same sex cohabitantes at family level, it shows the number of individuals rather than couples.

This variable is derived from LIVTOG and XR(00-15).

FAMUNIT - Family unit number

(1-17) Family unit number

FREQUENCY: Each quarter from Spring 92

COVERAGE: Applies to all.

NOTES: With the introduction of XR(01-15) from Spring 96, FAMUNIT (unique identifier for family unit) is now generated automatically. Previously, it was coded by the interviewer to identify the family groupings within the household.

RELHFU - Relationship to head of family

- (1) Head of family
- (2) Wife/partner of head of family
- (3) Child of head of family/other person

FREQUENCY: Each quarter from Spring 92

COVERAGE: Applies to all.

NOTES: This variable was derived from MARCON & SEX up to Winter 94. From Spring 95 it is derived from MARSTT, LIVTOG & SEX.

AOFL16 - Age of oldest dependent child in family under 16

- (0-15) Age of oldest dependent child in family aged 0-15
- (16) No dependent children aged under 16

FREQUENCY: Spring quarters only from Spring 92 to Spring 94. Each quarter from Spring 95

COVERAGE: Applies to all family units.

NOTES: Dependent children are all those aged 0-15 and those aged 16-18 who are in full-time education. Text labels are not available for these variables.

This variable is derived from FUTYPE, RELHFU, CAIND and AGE.

AOFL19 - Age of oldest dependent child in family under 19

- (0-18) **Age of oldest dependent child in family aged 0-18**
(19) **No dependent children aged under 19**

FREQUENCY: Spring quarters only from Spring 92 to Spring 94. Each quarter from Spring 95

COVERAGE: Applies to all family units.

NOTES: Dependent children are all those aged 0-15 and those aged 16-18 who are in full-time education. Text labels are not available for these variables.

This variable is derived from FUTYPE, RELHFU, CAIND and AGE.

AYFL19 - Age of youngest dependent child in family under 19

- (0-18) **Age of youngest dependent child in family aged 0-18**
(19) **No dependent children aged under 19**

FREQUENCY: Spring quarters only from Spring 92 to Spring 94. Each quarter from Spring 95

COVERAGE: Applies to all family units.

NOTES: Dependent children are all those aged 0-15 and those aged 16-18 who are in full-time education. Text labels are not available for these variables.

This variable is derived from CAIND, RELHFU & AGE.

FDPCH2 - Number of dependent children in family aged under 2

- (0-3) **Number of dependent children in family aged under 2**

FREQUENCY: Spring quarters only from Spring 92 to Spring 94. Each quarter from Spring 95

NOTES: The notes for FDPCH19 apply to this variable also.

FDPCH4 - Number of dependent children in family aged between 2 & 4

- (0-3) **Number of dependent children in family aged between 2 & 4**

FREQUENCY: Spring quarters only from Spring 92 to Spring 94. Each quarter from Spring 95

NOTES: The notes for FDPCH19 apply to this variable also.

FDPCH9 - Number of dependent children in family aged between 5 & 9

- (0-5) **Number of dependent children in family aged between 5 & 9**

FREQUENCY: Spring quarters only from Spring 92 to Spring 94. Each quarter from Spring 95

NOTES: The notes for FDPCH19 apply to this variable also.

FDPCH15 - Number of dependent children in family aged between 10 & 15

(0-5) Number of dependent children in family aged between 10 & 15

FREQUENCY: Spring quarters only from Spring 92 to Spring 94. Each quarter from Spring 95

NOTES: The notes for FDPCH19 apply to this variable also.

FDPCH16 - Number of dependent children in family aged under 16

(0-10) Number of dependent children in family aged under 16

FREQUENCY: Spring quarters only from Spring 92 to Spring 94. Each quarter from Spring 95

NOTES: The notes for FDPCH19 apply to this variable also.

FDPCH19 - Number of dependent children in family aged under 19

(0-10) Number of dependent children in family aged under 19

FREQUENCY: Spring quarters only from Spring 92 to Spring 94. Each quarter from Spring 95

COVERAGE: Applies to all family units.

NOTES: This variable should be used at the family level or at the person level selecting on heads and wives of heads of families and are derived from CAIND & AGE. Dependent children are all those aged 0-15 and those aged 16-18 who are in full-time education. Dependency of a child is a family concept. If this variable is run at a household level it is not certain on whom the child is dependent. By running this variable at the family level or at the person level selecting on heads and wives of heads of family units (both of whom the child is dependent on) there is no chance of making claims of dependency where none in fact exist.

This variable was originally produced for all quarters from Spring 92. A number of errors were subsequently found with household and family unit data from Spring 92 to Winter 94, and the Spring quarter databases were re-run to correct the errors. **System administrators have been asked to delete these variables from the Summer, Autumn and Winter quarters 92-94, but if this has not occurred on your system, you are advised not to use these variables in those quarters.** A full description of the data problems is given in Volume 8 (Household and Family Data) of the LFS User Guide.

ECONOMIC ACTIVITY

BASIC ECONOMIC ACTIVITY

INECACA - Basic economic activity (ILO definition)

- (01) Employee
- (02) Self-employed
- (03) Government employment & training programmes
- (04) Unpaid family worker
- (05) ILO unemployed
- (06) Inactive - seeking, unavailable, student
- (07) Inactive - seeking, unavailable, looking after family, home
- (08) Inactive - seeking, unavailable, temporarily sick or injured
- (09) Inactive - seeking, unavailable, long-term sick or disabled
- (10) Inactive - seeking, unavailable, other reason
- (11) Inactive - seeking, unavailable, no reason given
- (12) Inactive - not seeking, would like work, waiting results of job application
- (13) Inactive - not seeking, would like work, student
- (14) Inactive - not seeking, would like work, looking after family, home
- (15) Inactive - not seeking, would like work, temporarily sick or injured
- (16) Inactive - not seeking, would like work, long term sick or disabled
- (17) Inactive - not seeking, would like work, believes no job available
- (18) Inactive - not seeking, would like work, not started looking
- (19) Inactive - not seeking, would like work, not looked
- (20) Inactive - not seeking, would like work, no reason
- (21) Inactive - not seeking, not like work, waiting results of job application
- (22) Inactive - not seeking, not like work, student
- (23) Inactive - not seeking, not like work, looking after family, home
- (24) Inactive - not seeking, not like work, temporarily sick or injured
- (25) Inactive - not seeking, not like work, long term sick or disabled
- (26) Inactive - not seeking, not like work, not need or want job
- (27) Inactive - not seeking, not like work, retired
- (28) Inactive - not seeking, not like work, other reason
- (29) Inactive - not seeking, not like work, no reason given
- (30) Under 16

FREQUENCY: Each quarter from Spring 92

COVERAGE: Applies to all.

NOTES: This variable is the standard economic activity variable and should be used for consistency with current ONS practice as it gives the International Labour Organisation (ILO) standard definitions of employment, unemployment and economic activity and inactivity.

For the quarters Spring 92 to Winter 92 there was an error in the questionnaire routing where the 'reason for not seeking work' questions were only asked of persons up to the age of 59, whereas they should have been asked of persons up to 5 years above retirement age. The result of this is that for these quarters only, none of the individual 'inactive' characteristics are accurate, although the overall inactive total is correct. To correct this problem in published data only, for each of the affected quarters an estimate was made of the number of discouraged workers over 60. This was done by assuming the number grew at a constant rate between Spring 1991 and Spring 1993. These estimates were then published in the LFS Quarterly Bulletin.

This variable is derived from AGE, SCHM99, COUNTRY (URES MC prior Spring 2000), TECLEC, NEWDEAL, YTETMP, YTETJB, WRKING, JBAWAY, OWNBUS, RELBUS, NSTAT, LOOK4, LKYT4, START, WAIT, LIKEWK, YSTART, NOLOOK, NOWANT, and SEX.

The variable ILODEFA is available which is an amalgamation of INECACA.

ILODEFA - Basic economic activity (ILO definition)

- (1) In employment
- (2) ILO unemployed
- (3) Inactive
- (4) Under 16

FREQUENCY: Each quarter from Autumn 93

COVERAGE: Applies to all.

NOTES: This variable amalgamates the main headings of INECACA. From Spring 96, when analysing economic activity at family unit or household level, INECACA should be used because ILODEFA does not have a DNA category.

The ILO unemployment rate is ILO unemployed as a percentage of the economically active.

ILODEFA5 - Basic economic activity (ILO definition)

- (1) Economically Active
- (2) In employment
- (3) ILO unemployed
- (4) Inactive
- (5) All persons aged 16+

FREQUENCY: Each quarter from Spring 92

COVERAGE: Applies to all.

NOTES: This variable is only available on SuperCROSS format.

This variable is a different amalgamation of INECACA compared to ILODEFA. The three main categories 'In employment', 'ILO unemployed' and 'Inactive' are the same in both ILODEFA and ILODEFA5. SuperCROSS can use sub-categories and can generate 'All persons aged 16+' and 'Economically active' from the data. See notes for ILODEFA.

AECACT - Economic activity

- (1) Employee
- (2) Self Employed
- (3) Government employment and training programmes
- (4) Unpaid family worker
- (5) ILO unemployed
- (6) Economically inactive - looking for work
- (7) Economically inactive - wanting work
- (8) Economically inactive - neither wanting nor seeking work
- (-9) DNA Children under 16

FREQUENCY: Every year from 2000

COVERAGE: All persons.

NOTES: This variable is included only on annual local area datasets, which are available only to ONS and those government departments which sponsor the local area enhancements.

This variable is derived from INECACA.

MOBILE WORKFORCE

MOVED - Whether moved because of job relocation

- (1) Yes
(2) No

FREQUENCY: Spring quarters only from Spring 02 (currently on ONS datasets only)

COVERAGE: Applies to all persons of working age who have been resident less than twelve months in current property.

NOTES: This variable is awaiting complete evaluation and is currently available only on ONS datasets.

CASHTIM - Contribution to cost of move from employer

- (1) Yes
(2) No

FREQUENCY: Spring quarters only from Spring 02

COVERAGE: Applies to all persons of working age who have been resident less than twelve months in current property, and whose current job was relocated (MOVED = YES).

NOTES: This variable is awaiting complete evaluation and is currently available only on ONS datasets.

CASHFUL - Full cost of move covered by employer

- (1) Yes
(2) No

FREQUENCY: Spring quarters only from Spring 02

COVERAGE: Applies to all persons of working age who have been resident less than twelve months in current property, and whose current job was relocated (MOVED = YES) and their employer contributed to the cost of moving (CASHTIM = YES).

NOTES: This variable is awaiting complete evaluation and is currently available only on ONS datasets.

The full costs of moving includes: the cost of transportation, solicitor's fees, estate agent fees, accommodation costs, stamp duty, other necessary expenses.

GOVERNMENT TRAINING SCHEMES

SCHM99 - Whether of Government employment or training schemes

- (1) UK aged 16-25, NI aged 16-21; Youth Training / YT / Youth Training Programme
- (2) Aged 18+; New Deal (including on the Gateway)
- (3) Training for Work [GB ONLY]
- (8) Action for Community Employment (ACE) [NI ONLY]
- (10) Job Skills [NI ONLY]
- (14) National Traineeship
- (50) Any other kind of scheme (excludes Enterprise Allowance Scheme)
- (66) None of these
- (97) Just 16 and no response this time

FREQUENCY: Each quarter from Spring 99

COVERAGE: Applies to all men aged 16-64 and women aged 16-62 in the UK.

NOTES: This variable replaced SCH98B and ISC98B, combining the GB and NI questions into one. In addition to this combination, which means that some options are regionally specific, the 'Enterprise Ulster' option has been removed.

NDTYPE - Identifies participants on New Deal specifically for either lone parents or the disabled

- (1) The New Deal for the Disabled
- (2) On New Deal but not for the Disabled or Lone Parents
- (3) The New deal for Lone Parents
- (7) Or neither of the above
- (9) Don't know

FREQUENCY: Each quarter from Spring 99

COVERAGE: Applies to all on the New Deal scheme.

NOTES: This variable is used to identify those people on the New Deal schemes New Deal for Lone Parents or New Deal for the Disabled. This is done so that they can be filtered out of some subsequent questions since these New Deal schemes do not assign participants to the same range of options as other New Dealers. This group of New Deal participants proceed directly to the questions about work.

NEWDEAL - New Deal option

- (1) (Still) on the Gateway/having advisory interviews
- (2) New Deal for Lone Parents (Summer 98 to Winter 98/99 only)
- (3) Working for an employer in the public or private sector
- (4) Working for the voluntary sector
- (5) Working for an environmental task force
- (6) In full-time study on an approved course/
- (7) Receiving help setting up as self-employed
- (19) On the follow through scheme
- (97) Don't know

FREQUENCY: Each quarter from Summer 98

COVERAGE: Applies to all people on New Deal aged 18 years and over.

NOTES: For more information about New Deal, see the May 1998 issue of *Labour Market Trends*.

TECLEC - Whether on scheme run by a TEC or a LEC

- (1) Scheme run in England/Wales by a Training and Enterprise Council (TEC)
- (2) Scheme run in Scotland by a Local Enterprise Company (LEC)
- (3) Some other scheme

FREQUENCY: Each quarter from Spring 92

COVERAGE: Applies to all men aged 16-64 and women aged 16-59 (- 62 from Spring 94) on any kind of scheme other than those listed in SCH98A. From Spring 99: Applies if GB and SCHM99 = 50

NOTES: TECs and LECs may run schemes with titles which are not standard ones in the SCHEME/SCH98A/SCHM99 variable. NI schemes are applicable to Spring quarters only from Spring 92-94, and in all quarters from Winter 94.

YTETMP - YT, ET, TEC schemes

- (1) With an employer providing work experience or practical training
- (2) On a project providing work experience or practical training (GB only)
- (3) College or training centre
- (4) Temporarily away from an employer or project
- (5) Temporarily away from a college or training centre
- (6) On the Gateway [only for Spring 98]

FREQUENCY: Each quarter from Spring 92

COVERAGE: Applies to all men aged 16-64 and women aged 16-59 (- 62 from Spring 94) on a YT, ET or TEC/LEC scheme. From Spring 99 includes those respondents doing NI ACE.

NOTES: If the respondent was both with an employer or on a project and at college or training centre in the reference week then they were coded as 'With an employer providing work experience or practical training' or 'On a project providing work experience or practical training' as appropriate. However, if the respondent spent most of the year with an employer but happened to spend all the reference week on block release at a college then they would have been coded as at 'College or Training Centre'. Northern Ireland schemes are applicable to Spring quarters only from Spring 92 – 94, and in all quarters from Winter 94.

YTETJB - Whether had paid job in addition to scheme

- (1) Yes
- (2) No

FREQUENCY: Each quarter from Spring 92

COVERAGE: Applies to all men aged 16-64 and women aged 16-59 (- 62 from Spring 94) on a government scheme or at college or at a training centre.

NOTES: People with a paid job in addition to a place on a scheme are included in the 'Government employment & training programmes' category of economic activity, not as employees or self-employed.

NI schemes are applicable to Spring quarters only from Spring 92-94, and in all quarters from Winter 94.

MAIN JOB

WORKING IN REFERENCE WEEK

WRKING - Whether did paid work in reference week

- (1) Yes
- (2) No

FREQUENCY: Great Britain: Each quarter from Spring 92

Northern Ireland: Spring quarters only from Spring 92 to Spring 94. Each quarter from Winter 94

COVERAGE: Applies to all persons not on a government training scheme **or** men aged 65+ and women aged 60+ and New Deal lone parents, disabled and those on the follow through.

Great Britain: Applies if SEX = male and AGE = 65+ or SEX = female and AGE = 60+ or SCHEME = 66 or TECLEC = 3.

Northern Ireland: Applies if SEX = male and AGE = 65+ or SEX = female and AGE = 60+ or IRSCHM = 66.

JBAWAY - Whether temporarily away from paid work

- (1) Yes
- (2) No
- (3) Waiting to take up new job/business already obtained

FREQUENCY: Each quarter from Spring 92

COVERAGE: Applies to all persons who did no paid work in the reference week (WRKING = 2).

NOTES: People temporarily away from paid work are still defined as in employment.

OWNBUS - Whether doing unpaid work for own business

- (1) Yes
- (2) No

FREQUENCY: Each quarter from Spring 92

COVERAGE: Applies to all persons doing unpaid work but not away from a job/business, or waiting to take up a new job/business already obtained in the reference week (JBAWAY = 2 or 3).

NOTES: The variables OWNBUS and RELBUS are used to identify unpaid family workers.

RELBUS - Whether doing unpaid work for relative's business

- (1) Yes
- (2) No

FREQUENCY: Each quarter from Spring 92

COVERAGE: Applies to all persons doing unpaid work but not away from a job/business, or waiting to take up a new job/business already obtained but didn't work for own business in the reference week (OWNBUS = 2).

NOTES: The variables OWNBUS and RELBUS are used to identify unpaid family workers.

EVERWK - Ever had a paid job or place on scheme

- (1) Yes
- (2) No

FREQUENCY: Each quarter from Spring 92

COVERAGE: Applies to all persons who did no paid or unpaid work in the reference week and were not away from any job or business in which they are employed or own (RELBUS = 2 or YTETJB = 2).

NOTES: This variable excludes casual and holiday jobs.

INDUSTRY CONVERSION VARIABLE

From the Winter 93/94 quarter the industrial coding classifications (SIC80) have been completely updated (SIC92). In order to maintain some continuity the variable SICMAIN is available on the Autumn 93 quarter* to convert SIC80 1 digit codes to SIC92 1 digit codes and the variable SIC80M is available from the Winter 93 quarter onwards to convert SIC92 1 digit codes to SIC80 1 digit codes.

SIC80M - To compare SIC92 codes to SIC80 codes

- | | |
|------|---|
| (1) | 0: Agriculture, Forestry & fishing |
| (2) | 1: Energy & water supply |
| (3) | 2: Minerals, ores, metals & chemicals |
| (4) | 3: Metal goods, Engineering & vehicles |
| (5) | 4: Other manufacturing industries |
| (6) | 5: Construction |
| (7) | 6: Distribution, hotel & catering, repairs |
| (8) | 7: Transport & communication |
| (9) | 8: Banking, financial & business services |
| (10) | 9: Other services |
| (11) | 00: Diplomatic, international |
| (12) | Workplace outside UK |

FREQUENCY: Winter 93 quarter onwards

NOTES: This conversion variable gives reasonable comparisons, **not exact conversions**. SIC80M is equivalent to INDIVM. Volume 5 (LFS Classifications) gives full industry breakdowns for both SIC80 & SIC92.

INDUSTRY SIC92

INDM92M - Industry in main job

Winter 93	
(001-458)	Range of industry codes
(460)	No answer, NA
(461)	Workplace outside UK
Spring 94 to Summer 94	
(001-458)	Range of industry codes
(460)	No answer, NA
(461)	Workplace outside UK
(462)	Does not apply
Autumn 94 onwards	
(001-458)	Range of industry codes
(459)	Inadequate description, No reply
(461)	Workplace outside UK

FREQUENCY: Each quarter from Winter 93

COVERAGE: Applies to all persons in employment other than those on college based schemes.

NOTES: This variable is derived from NSTAT, EVERWK & ICOD92. Volume 5 (LFS Classifications) gives full industry breakdowns for both SIC80 & SIC92.

INDS92M - Industry division in main job

Spring 94 to Summer 94	Winter 93, Autumn 94 onwards
(1) A: Agriculture, hunting and forestry	(1) A: Agriculture, hunting and forestry
(2) B: Fishing	(2) B: Fishing
(3) C: Mining, quarrying	(3) C: Mining, quarrying
(4) D: Manufacturing	(4) D: Manufacturing
(5) E: Electricity, gas & water supply	(5) E: Electricity, gas & water supply
(6) F: Construction	(6) F: Construction
(7) G: Wholesale, retail & motor trade	(7) G: Wholesale, retail & motor trade
(8) H: Hotels & restaurants	(8) H: Hotels & restaurants
(9) I: Transport, storage & communication	(9) I: Transport, storage & communication
(10) J: Financial intermediation	(10) J: Financial intermediation
(11) K: Real estate, renting & business activities	(11) K: Real estate, renting & business activities
(12) L: Public administration & defence	(12) L: Public administration & defence
(13) M: Education	(13) M: Education
(14) N: Health & social work	(14) N: Health & social work
(15) O: Other community, social & personal	(15) O: Other community, social & personal
(16) P: Private households with employed persons	(16) P: Private households with employed persons
(17) Q: Extra-territorial organisations & bodies	(17) Q: Extra-territorial organisations & bodies
(18) NA, Inadequate description	(18) NA, Inadequate description
(19) Workplace outside UK	(19) Workplace outside UK
(20) Does not apply	

FREQUENCY: Each quarter from Winter 93

COVERAGE: Applies to all persons in employment other than those on college based schemes.

NOTES: This variable is derived from INDM92M. Volume 5 (LFS Classifications) gives full industry breakdowns for both SIC80 & SIC92.

INDD92M - Industry class in main job**Spring 94 to Summer 94**

(01-60)	Range of industry codes
(61)	NA, Inadequate description
(62)	Workplace outside UK
(63)	Does not apply

Winter 93, Autumn 94 onwards

(01-60)	Range of industry codes
(61)	NA, Inadequate description
(62)	Workplace outside UK

FREQUENCY: Each quarter from Winter 93

COVERAGE: Applies to all persons in employment other than those on college based schemes.

NOTES: This variable is derived from INDM92M. Volume 5 (LFS Classifications) gives full industry breakdowns for both SIC80 & SIC92.

INDG92M - Industry group in main job**Spring 94 to Summer 94**

(001-207)	Range of industry codes
(208)	NA, Inadequate description
(209)	Workplace outside UK
(210)	Does not apply

Winter 93, Autumn 94 onwards

(001-207)	Range of industry codes
(208)	NA, Inadequate description
(209)	Workplace outside UK

FREQUENCY: Each quarter from Winter 93

COVERAGE: Applies to all persons in employment other than those on college based schemes.

NOTES: This variable is derived from INDM92M. Volume 5 (LFS Classifications) gives full industry breakdowns for both SIC80 & SIC92.

INDSECT - Industry sectors in main job

(1)	A,B	Agriculture and fishing
(2)	C,E	Energy and water
(3)	D	Manufacturing
(4)	F	Construction
(5)	G,H	Distribution, hotels and restaurants
(6)	I	Transport and communication
(7)	J,K	Banking, finance and insurance
(8)	L,M,N	Public administration, education and health
(9)	O,P,Q	Other services
(10)		Workplace outside UK

FREQUENCY: Each quarter from Winter 95

COVERAGE: Applies to all persons in employment other than those on college based schemes.

NOTES: This variable is derived from INDS92M.

PRIVATE OR PUBLIC SECTOR

For this survey, the public sector is defined as that owned, funded or run by central or local government, and the 'private' sector as everything else. The private sector includes:

- Public limited companies (PLC), companies that are quoted on the stock market and have shareholders.-
- Limited companies (Ltd). Small businesses often owned by one or more individuals. These may also be referred to as private limited companies.
- Self-employed individuals; sole traders, or owners of small shops or businesses.
- Charities, private trusts, housing associations or other voluntary organisations.
- Trade Unions (employees of).

Some respondents may not know whether their industry is in the 'public' or 'private' sector and, for certain types of activity, there may be no clear answer. The following guidelines are used to help sort out some common confusions.

Schools, depending on the type, may fall into one of several categories. For example:

a local authority school	SECTRO03 coded 4 at
an 'opted-out school'	SECTRO03 coded 5 (a FE college is also 5)
a private school	SECTRO03 coded 7

Most private schools (including so-called 'public schools') are charities.

Private contractors SECTOR coded 1 (this applies even if they work exclusively for the public sector, e.g. a cleaning firm, catering firm or freelance consultant working for a government department or local authority).

Self-employed individuals SECTOR coded 1.

Sole traders SECTOR coded 1.

Businesses owned by an individual SECTOR coded 1.

Doctors and dentists (and others working in their practices) are coded according to whether the practice is *mainly* NHS or private. (GPs are technically self-employed even when they work exclusively for the NHS but, for the purpose of this question, they are to be treated as working for the NHS if that is what they mainly do). This means:

mainly private work	SECTOR coded 1
mainly NHS work	SECTOR coded 2 and SECTRO03 coded 6 'Health authority or NHS Trust'
Private Hospital	SECTOR coded 1

Churches SECTRO03 coded 9 'some other kind of organisation'.

Charities SECTRO03 coded 7

Trade Unions SECTRO03 coded 7

Government funded bodies and agencies SECTRO03 coded 3 'central government, civil service'. This includes the Benefits Agency, the Employment Service, Research Councils, the British Council, National Museums and Art Galleries, and prisons.

Armed forces were previously coded with 'central government, civil service'. From Spring 03 they have their own code 'SECTRO03 coded 8'.

Continued on next page...

Public bodies with a greater

degree of autonomy than the above SECTRO03 coded 2 'a nationalised industry or state corporation'. This includes Post Office, Royal Mint, British Rail, BBC, Audit Commission, Equal Opportunities Commission, Civil Aviation Authority

A private firm SECTOR coded 1

Deregulated bus service SECTRO03 coded 2

London Regional Transport and -
municipal bus companies are *public*
corporations

Magistrates Courts SECTRO03 coded 4 'local government or council'.

Probation Service SECTRO03 coded 4 'local government or council'

Training and Enterprise Councils (TECs) SECTOR coded 1 'private firm or business'.
and Local Enterprise Councils (LECs)

PUBLIC - Whether working in public or private sector

- (1) **Private sector**
- (2) **Public sector**

FREQUENCY: Each quarter from Autumn 93

COVERAGE: Applies to all employees.

NOTES: This variable identifies the split between the public and private sector. See SECTOR & SECTRO. This variable is derived from NSTAT, SECTOR, YTETMP & SECTRO.

SECTOR - Whether working for private firm or business

Summer 93 to Winter 96

- (1) **Private firm or business**
- (2) **A limited company**
- (3) **Some other kind of organisation**

Spring 97 onwards

- (1) **A private firm or business or a limited company**
- (2) **Some other kind of organisation**

FREQUENCY: Each quarter from Summer 93

COVERAGE: Applies to all persons in employment.

NOTES: This variable is used to help identify the split between public and private sector employment.

SECTRO - Types of non-private organisations

- (1) Public company, plc
- (2) Nationalised industry or state corporation
- (3) Central government, Civil Service, armed forces
- (4) Local government or council (inc police, fire services & local authority controlled schools or colleges)
- (5) University, Polytechnic or other grant funded educational establishment
- (6) Health authority or NHS trust
- (7) Charity, voluntary organisation or trust
- (8) Other kind of organisation

FREQUENCY: Each quarter from Summer 93 to Winter 02.

COVERAGE: Applies to all persons in employment.

NOTES: This variable is replaced by SECTRO03.

This variable expands on 'Other kind of organisation' from SECTOR. It is one of the variables used to create a split between public & private sector employment (see PUBLIC). The aim is to get a split between the public & private sector; not necessarily an accurate split between each category listed. A small number of self-employed respondents get classified into categories of SECTRO which are public sector. However, they are classified correctly in PUBLIC as private sector.

'Codes 1 & 7 = Private and 2 to 6 & 8 = Public'

SECTRO03 - Type of non-private organisation

- (1) Public company, plc
- (2) Nationalised industry or state corporation
- (3) Central Government, Civil Service
- (4) Local government or council (incl. police, fire services & local authority controlled schools or colleges)
- (5) University or other grant funded educational establishment
- (6) Health authority or NHS trust
- (7) Charity, voluntary organisation or trust
- (8) Armed forces
- (9) Other kind of organisation

FREQUENCY: Each quarter from Spring 03

COVERAGE: Applies to all persons in employment.

NOTES: This variable replaces SECTRO. The notes in SECTRO still apply to this variable.

ONS are interested in a more comprehensive measure of armed forces employees than provided by SOC2000. Hence, the answer category 'Armed forces', previously along with 'central government and the civil service' now appears as a separate category.

OCCUPATION

SOCMAIN - Occupation in main job

(100-999) Range of occupation codes

FREQUENCY: Each quarter from Spring 92 to Winter 2000. Each quarter from Spring 01 (on ONS datasets only)

COVERAGE: Applies to all persons in employment other than those on college based schemes.

NOTES: This variable is derived from NSTAT, EVERWK & OCOD.

Volume 5 (LFS Classifications) gives a full occupation breakdown.

From Autumn 92 to Spring 99 inclusive, the row '304 Civil engineers' has been incorrectly labelled as '302 Civil engineers'.

SOC2KM - Occupation (main job)

(1111-9259) Range of occupation codes

FREQUENCY: Each quarter from Spring 01

COVERAGE: All persons in employment other than those on college based schemes.

NOTES: This variable replaces SOCMAIN and is derived from STAT, EVERWK and OCOD2KM.

Volume 5 (LFS Classifications) gives a complete breakdown of occupation codes.

The new SOC2000 variables were introduced into the Labour Force Survey in Spring 2001, because SOC90 became outdated. The extensive revisions to the Standard Occupational Classification (SOC) include a tighter definition of managerial occupations and moving many job titles between major groups to reflect the repositioning of certain jobs. New occupations have been introduced in the fields of computing, environment and conservation and customer service occupations. Most of the major groups have been re-named and all have a different composition in terms of job titles compared with their SOC90 counterparts. There is no exact correspondence between SOC90 and SOC2000 at any level.

SC2KMMJ - Major occupation group (main job)

- (1) Managers and Senior Officials**
- (2) Professional occupations**
- (3) Associate Professional and Technical**
- (4) Administrative and Secretarial**
- (5) Skilled Trades Occupations**
- (6) Personal Service Occupations**
- (7) Sales and Customer Service Occupations**
- (8) Process, Plant and Machine Operatives**
- (9) Elementary Occupations**

FREQUENCY: Each quarter from Spring 01

COVERAGE: All persons in employment other than those on college based schemes.

NOTES: This variable replaces SOCMAJM and is derived from SOC2KM.

Volume 5 (LFS Classifications) gives a complete breakdown of occupation codes.

SC2KMMN - Minor occupation group (main job)

(111-999) Range of Occupation Codes

FREQUENCY: Each quarter from Spring 01

COVERAGE: All persons in employment other than those on college based schemes.

NOTES: This variable replaces SOCMINM and is derived from SOC2KM.

Volume 5 (LFS Classifications) gives a complete breakdown of occupation codes.

EMPLOYMENT STATUS

STAT - Employment status

- (1) Employee
- (2) Self-employed
- (3) Government scheme
- (4) Unpaid family worker

FREQUENCY: Each quarter from Spring 01

COVERAGE: Applies to all.

NOTES: This variable is included on ONS datasets only.

Professional partnerships e.g. doctors, lawyers etc may work in partnerships and are considered as self-employed. GP's working for the NHS are coded self-employed.

NSTAT - Employment status in main job

- (1) Employee
- (2) Self employed
- (3) Government scheme
- (4) Unpaid family worker

FREQUENCY: Each quarter from Spring 92

COVERAGE: Applies to all.

NOTES: This variable is derived from EVERWK, STAT & OCOD. It is recommended to use INECACA rather than NSTAT to obtain totals of employees etc. NSTAT is the same as STAT, except it has been processed through the Census Matrix Edit which checks the respondents occupation and their employment status for inconsistencies.

PDWAGE - Whether paid a salary or wage by an employer

- (1) Yes
- (2) No

FREQUENCY: Each quarter from Spring 99

COVERAGE: Applies to all employees in the UK.

SELF(1-4) - Other methods of payment aside from receiving a salary or wage direct from an employer

- (1) Paid a salary or a wage by an agency
- (2) A sole director of your own limited business
- (3) Running a business or a professional practice
- (4) A partner in a business or a professional practice
- (5) Working for yourself
- (6) A sub-contractor
- (7) Doing free-lance work
- (8) None of the above

FREQUENCY: Each quarter from Spring 99

COVERAGE: Applies to all self employed and employees in UK not paid a salary or a wage by an employer.

In SuperCROSS an additional variable called SELFM is available. See note on page 2 for more information on SuperCROSS variables.

SUPVIS - Responsible for supervising

- (1) Yes
- (2) No

FREQUENCY: Each quarter from Spring 01

COVERAGE: Applies to all employees (STAT = 1).

MANAGE - Managerial duties or supervising

- (1) Manager
- (2) Foreman or supervisor
- (3) Not manager or supervisor

FREQUENCY: Each quarter from Spring 01

COVERAGE: Applies to all employees (STAT = 1).

NOTES: If respondents have both managerial and supervisory duties then their main duty is recorded.

MPNE02 - How many employees at work

- (1) 1-10
- (2) 11-19
- (3) 20-24
- (4) Don't know but under 25
- (5) 25-49
- (6) 50-249
- (7) 250-499
- (8) Don't know but between 50 and 499
- (9) 500 or more

FREQUENCY: Each quarter from Spring 02

COVERAGE: Applies to all persons working, but not self-employed (STAT = 1 (employee), 3 (government scheme), or 4 (unpaid worker in a family business)).

NOTES: This variable replaces MPNE01. This variable refers to the total number of employees at the respondent's workplace, not just the particular section/department. People employed by employment services who may work during the course of a week at a number of locations are required to refer to the place where they worked the longest number of hours during the reference week.

SOLO - Working alone or employees

- (1) Alone or with partner(s) no employees
- (2) With employees

FREQUENCY: Each quarter from Spring 01

COVERAGE: Applies to all self-employed persons (STAT = 2).

NOTES: Self-employed people who use only other self-employed people in the business they run (e.g. builders) are coded 1.

MPNS02 - How many (s)he employed

- (1) 1-10
- (2) 11-19
- (3) 20-24
- (4) Don't know but under 25
- (5) 25-49
- (6) 50-249
- (7) 250-499
- (8) Don't know but between 50 and 499
- (9) 500 or more

FREQUENCY: Each quarter from Spring 02

COVERAGE: Applies if SOLO = 2 (self-employed, with employees).

NOTES: This variable replaces MPNS01. This variable records the total number of employees at the respondent's workplace, not just the number employed within the particular section/workplace he/she works in.

ONETEN - Number (1 - 10) of employees working for self employed person

- (1) 1 employee
- (2) 2 employees
- (3) 3 employees
- (4) 4 employees
- (5) 5 employees
- (6) 6 employees
- (7) 7 employees
- (8) 8 employees
- (9) 9 employees
- (10) 10 employees

FREQUENCY: Each quarter from Spring 92 to Winter 97. Spring quarters only from Spring 98 to Spring 2000. Each quarter from Spring 01

COVERAGE: Applies to all those working with 10 or less others.

NOTES: When running tabulations with this variable it is advisable to filter on 'INECACA - (02) Self employed' to ensure accuracy.

OTHWP - Whether employer has any other workplaces in the UK (apart from the one the respondent actually works at)

- (1) Yes
- (2) No

FREQUENCY: Each quarter from Spring 2000 to Winter 2000 (on ONS datasets only). Each quarter from Spring 01

COVERAGE: Applies to all employees, those on government schemes and unpaid family workers.

OTWPNO2 - Number of employees in total in the UK

- (1) 1-49
- (2) 50-249
- (3) 250-499
- (4) 500 or more
- (5) Don't know but over 50

FREQUENCY: Each quarter from Spring 02

COVERAGE: Applies if employer has other workplaces in the UK (OTHWP=1).

NOTES: This variable replaces OTWPNO. The response categories have changed and become more complex as the needs of users of the data vary.

OMCONT - Whether owns business or has a controlling interest in company worked for

- (1) Yes
- (2) No

FREQUENCY: Spring quarters only from Spring 95

COVERAGE: Applies to all persons employed as managers with private companies or self-employed (SECTOR = 1 or SECTRO03 = 1 and MANAGE = 1 or STAT = 2).

OMROLE - Whether having authority to hire or dismiss employees

- (1) Yes
- (2) No

FREQUENCY: Spring quarters only from Spring 95

COVERAGE: Applies to all persons who have a controlling interest in the company they work for (OMCONT = 1).

NOCUST - Number of customers which a self employed respondent has

- (1) One
- (2) More than one
- (3) Don't know

FREQUENCY: Spring quarters only from Spring 99

COVERAGE: Applies to all self employed persons in the UK.

FTPTW - Whether working full or part time (employees and self employed people only)

- (1) Part-time - student
- (2) Part-time - ill or disabled
- (3) Part-time - could not find full-time job
- (4) Part-time - did not want full-time job
- (5) Part-time - no reason given
- (6) Full-time

FREQUENCY: Each quarter from Spring 92

COVERAGE: Applies to all employees and self employed people.

NOTES: This variable is derived from AGE, WRKING, FTPTWK, YPTJOB, NEWDEAL, YTETMP & JBAWAY.

Unpaid family workers are not included in this variable but are included in FTPTWK.

FTPT - Whether working full or part time

- (1) Full time
- (2) Part time
- (3) New Deal Full time (From Summer 98)
- (4) New Deal Part time (From Summer 98)

FREQUENCY: Each quarter from Spring 92

COVERAGE: Applies to all persons aged 16 or over who are in employment.

NOTES: From Summer 98 FTPT includes those on New Deal. See NEWDEAL for further information. This variable is derived from AGE, WRKING, JBAWAY, OWNBUS, RELBUS, NEWDEAL, YTETMP, YTETJB and FTPTWK. FTPT differs from FTPTWK in that it includes only those in employment whilst FTPTWK also includes those who are unemployed but have had a job in the last 8 years.

FTPTWK - Whether full or part time in main job

- (1) Full-time
- (2) Part-time

FREQUENCY: Each quarter from Spring 92

COVERAGE: Applies to all employees, self-employed, and unpaid family workers plus those on work-based government training schemes, plus those currently unemployed or inactive who have had a previous job within the last 8 years.

NOTES: This variable can be used to identify full or part time employment for a previous job if left within the last 8 years for currently unemployed or inactive people, as well as for a current job. You should filter the economic category required. FTPTWK does not cover people on schemes.

YPTJOB - Reason for part time job

- (1) Student/still at school
- (2) Ill/disabled
- (3) Could not find full-time job
- (4) Did not want full-time job

FREQUENCY: Each quarter from Spring 92

COVERAGE: Applies to all persons who are employed, self employed or unpaid family workers currently working part time, or those not in paid work but working part time in their last job if held during the last 8 years (NSTAT = 1 or 2 or 4 (for current jobs) and FTPTWK = 2 or NSTAT = 1 or 2 and LEFTYR = <8 (less than 8 years ago) and FTPTWK = 2).

NOTES: The interviewer accepts the first response that applies. This question was not asked in Northern Ireland in 1993 & so data for all quarters of 1993 are GB only.

YNOTFT - Reason not wanting full time job

- (1) Financially secure, but work because wanted to
- (2) Earn enough working part time
- (3) Want to spend more time with family
- (4) Have domestic commitments which prevent full time working
- (5) There are insufficient childcare facilities available
- (6) Another reason

FREQUENCY: Autumn quarters only from Autumn 94 to Autumn 99. Spring and Autumn quarters from Spring 01

COVERAGE: Applies to all persons who are employed, self employed or unpaid family workers currently working part time, or those not in paid work but working part time in their last job if held during the last 8 years (YPTJOB = 4 (Did not want full-time job)).

NOTES: The interviewer accepts the first response that applies.

YPTCIA - Reason part-time work

- (1) Looking after children
- (2) Looking after incapacitated adult
- (3) Some other reason

FREQUENCY: Spring and Autumn quarters only from Spring 01

COVERAGE: Applies to respondents who don't want a full-time job because they want to spend more time with their family, have domestic commitments or some other reason (YNOTFT = 3, 4, or 6).

NOTES: This variable is included on ONS datasets only.

JOBTYP - Whether job permanent

- (1) Permanent
- (2) Not permanent in some way

FREQUENCY: Each quarter from Spring 92

COVERAGE: Applies to all employees

NOTES: The permanency of a job relates to the job itself, not the respondent's intentions about that job. There may be a large number of DNAs for this variable, due to the occupation matrix check; see Volume 1 (Background and Methodology), "Imputation in the LFS" for details.

JOBTMP - Reason for job not being permanent

- (1) Seasonal work
- (2) Done under contract for a fixed period, fixed task
- (3) Agency temping
- (4) Casual type of work
- (5) Some other reason for not being permanent

FREQUENCY: Each quarter from Spring 92

COVERAGE: Applies to all employees in a job which is not permanent (NSTAT = 1 and JOBTYP = 2).

NOTES: The permanency of a job relates to the job itself, not the respondent's intentions about that job.

WHYTMP - Reason for taking non-permanent job

- (1) Contract which includes period of training
- (2) Could not find a permanent job
- (3) Did not want a permanent job
- (4) Some other reason

FREQUENCY: Each quarter from Spring 92

COVERAGE: Applies to all employees in a job which is not permanent (NSTAT = 1 and JOBTYP = 2).

NOTES: The permanency of a job relates to the job itself, not the respondent's intentions about that job. The interviewer accepts the first response that applies.

TEMLEN - Length of non-permanent job

- (1) Less than 1 month
- (2) 1 month but less than 3 months
- (3) 3 months but less than 6 months
- (4) 6 months but less than 12 months
- (5) 12 months but less than 18 months
- (6) 18 months but less than 2 years
- (7) 2 years but less than 3 years
- (8) 3 years but less than 4 years
- (9) 4 years but less than 5 years
- (10) 5 years or more
- (11) Time not fixed yet

FREQUENCY: Spring quarters only from Spring 92

COVERAGE: Applies to all employees in a job which is not permanent (NSTAT = 1 and JOBTYP = 2).

NOTES: This variable details the total duration of the temporary job, not just up to the time of the interview.

RESTEM - Reason job is temporary

- (1) Permanent
- (2) Seasonal job: includes training periods
- (3) Seasonal job: could not find permanent job
- (4) Seasonal job: did not want permanent job
- (5) Seasonal job: other reason
- (6) Seasonal job: no reason given
- (7) Fixed contract: includes training period
- (8) Fixed contract: could not find permanent job
- (9) Fixed contract: did not want permanent job
- (10) Fixed contract: other reason
- (11) Fixed contract: no reason given
- (12) Agency temp: includes training period
- (13) Agency temp: could not find permanent job
- (14) Agency temp: did not want permanent job
- (15) Agency temp: other reason
- (16) Agency temp: no reason given
- (17) Casual: includes training period
- (18) Casual: could not find permanent job
- (19) Casual: did not want permanent job
- (20) Casual: other reason
- (21) Casual: no reason given
- (22) Other temp: includes training period
- (23) Other temp: could not find permanent job
- (24) Other temp: did not want permanent job
- (25) Other temp: other reason
- (26) Other temp: no reason given
- (27) Type of temporary job not stated

FREQUENCY: Each quarter from Spring 92

COVERAGE: Applies to all employees in a job which is not permanent.

NOTES: This variable is derived from AGE, SCHEME, TECLEC, OWNBUS, RELBUS, WRKING, JBAWAY, NSTAT, JOBTYP, WHYTMP & JOBTMP.

NSECM - NS-SEC category (main job)

- (1.0) Employers in large organisations
- (2.0) Higher managerial occupations
- (3.1) Higher professional traditional employee
- (3.2) Higher professional new employee
- (3.3) Higher professional traditional self emp
- (3.4) Higher professional new self emp
- (4.1) Lower professional traditional employee
- (4.2) Lower professional new employee
- (4.3) Lower professional traditional self emp
- (4.4) Lower professional new self emp
- (5.0) Lower managerial occupations
- (6.0) Higher supervisory occupations
- (7.1) Intermediate clerical and administrative
- (7.2) Intermediate sales and service
- (7.3) Intermediate technical and auxiliary
- (7.4) Intermediate engineering
- (8.1) Employers in small orgs non-professional
- (8.2) Employers in small orgs agriculture
- (9.1) Own account workers non professional
- (9.2) Own account workers agriculture
- (10.0) Lower supervisory occupations
- (11.1) Lower technical craft
- (11.2) Lower technical process operative
- (12.1) Semi routine sales
- (12.2) Semi routine services
- (12.3) Semi routine technical
- (12.4) Semi routine operative
- (12.5) Semi routine agricultural
- (12.6) Semi routine clerical
- (12.7) Semi routine childcare
- (13.1) Routine sales and service
- (13.2) Routine production
- (13.3) Routine technical
- (13.4) Routine operative
- (13.5) Routine agricultural
- (14.1) Never worked
- (14.2) Long-term unemployed
- (15.0) Full-time students
- (16.0) Not classified or inadequately stated
- (17.0) Not classifiable for other reasons

FREQUENCY: Each quarter from Spring 01

COVERAGE: Applies to all respondents aged 16 and over.

NOTES: The National Statistics Socio-Economic Classification (NS-SEC) is an occupationally based classification designed to categorise the whole adult population. It replaces Social Class based on Occupation (SC, formerly) Registrar General's Social Class) and Socio-Economic Groups (SEG). The information required to create the NS-SEC is occupation coded to the unit groups (OUG) of the Standard Occupational Classification 2000 (SOC2000) and details of employment status (whether an employer, self-employed or employee; whether a supervisor; number of employees at the workplace). The fourteen functional and three residual operational categories of NSECM can be nested into the eight analytic categories of NSECMJ. LFS derivation of major groups allocates NS-SEC categories 14 to 17 to NSECMJ 8. The three residual categories 15, 16 and 17 are excluded in some other surveys and therefore LFS NS-SEC major group 8 may not be comparable with the same group derived by other surveys. For more information on the NS-SEC go to www.statistics.gov.uk

NSECMMJ - NS-SEC class (main job)

- (1) Higher managerial and professional
- (2) Lower managerial and professional
- (3) Intermediate occupations
- (4) Small employers and own account workers
- (5) Lower supervisory and technical
- (6) Semi-routine occupations
- (7) Routine occupations
- (8) Never worked, unemployed, and nec

FREQUENCY: Each quarter from Spring 01

COVERAGE: Applies to all respondents aged 16 and over.

NOTES: The fourteen functional and three residual operational categories of NSECM can be nested into the eight analytic categories of NSECMMJ. LFS derivation of major groups allocates NS-SEC categories 14 to 17 to NSECMMJ 8. The three residual categories 15, 16 and 17 are excluded in some other surveys and therefore LFS NS-SEC major group 8 may not be comparable with the same group derived by other surveys. For more information on the NS-SEC go to www.statistics.gov.uk

CURRENT EMPLOYMENT

EMPMON - Months continuously employed

Number of months

FREQUENCY: Each quarter from Summer 93

COVERAGE: Applies to all persons in employment (excluding college based schemes).

NOTES: This variable is derived from AGE, JBAWAY, NEWDEAL, CONMON, CONMPY, CONSEY, WRKING, OWNBUS, RELBUS, YTETEMP, IRSCHM, STAT, REFWKY & REFWKM.

EMPLEN - Length of time continuously employed

- (1) **Less than 3 months**
- (2) **Between 3 and 6 months**
- (3) **Between 6 and 12 months**
- (4) **Between 1 and 2 years**
- (5) **Between 2 and 5 years**
- (6) **Between 5 and 10 years**
- (7) **Between 10 and 20 years**
- (8) **20 years or more**

FREQUENCY: Each quarter from Winter 99

COVERAGE: Applies to all persons in employment (excluding college based schemes).

NOTES: This variable is derived from CONMON, CONMPY, CONSEY, REFWKY & REFWKM.

CONMPY - Year started working with current employer

Year (last 2 digits)

FREQUENCY: Each quarter from Spring 92

COVERAGE: Applies to all employees and those on Government schemes or persons doing unpaid work for a relative's business (NSTAT = 1 or 3 or WRKING = 2 and JBAWAY = 2 or 3 and OWNBUS = 2 and RELBUS = 1).

CONSEY - Year started as continuously self employed

Year (last 2 digits) from Spring 98 (4 digits)

FREQUENCY: Each quarter from Spring 92

COVERAGE: Applies to all self employed persons or people doing unpaid work for their own business (NSTAT = 2 or WRKING = 2 and JBAWAY = 2 or 3 and OWNBUS = 1).

COMMON - Month started current job

- (1) January
- (2) February
- (3) March
- (4) April
- (5) May
- (6) June
- (7) July
- (8) August
- (9) September
- (10) October
- (11) November
- (12) December

FREQUENCY: Each quarter from Spring 92

COVERAGE: Applies to all persons who started work in the last 8 years, except unpaid family workers. (CONMPY = < 8 (less than 8 years) or CONSEY = < 8 (less than 8 years)).

HOWGET - How current job was obtained**From Spring 92 to Autumn 94**

- (1) Replying to a job advertisement
- (2) Jobcentre, jobmarket etc.
- (3) Careers Office
- (4) Private employment agency or business
- (5) Hearing from someone who worked there
- (6) Direct application
- (7) Some other way

Winter 94 onwards

- (1) Replying to a job advertisement
- (2) Jobcentre, jobmarket etc
- (3) Careers office
- (4) Jobclub
- (5) Private employment agency or business
- (6) Hearing from someone who worked there
- (7) Direct application
- (8) Some other way

FREQUENCY: Each quarter from Spring 92

COVERAGE: Applies to all employees and people on government schemes who have been with their current employer for three months or less (NSTAT = 1 or 3).

NOTES: From Winter 94 the category (4) Jobclub has been added.

TMPPAY - Who paid for temporary work

- (1) By the people you actually did it for
- (2) By the private employment agency/business

FREQUENCY: Each quarter from Spring 92 to Winter 94. Winter quarters only from Winter 95

COVERAGE: Applies to all employees and people on government schemes who obtained their job through a private employment agency or business (NSTAT = 1 or 3 and HOWGET = 4 (up to Autumn 94), NSTAT = 1 or 3 and HOWGET = 5 (from Winter 94)).

REDUNDANCY WITHIN LAST 3 MONTHS

REDUND - Whether made redundant in last three months

- (1) **Made redundant**
- (2) **Not made redundant**

FREQUENCY: Each quarter from Spring 92

COVERAGE: Applies to all persons aged 16 and over.

NOTES: This variable combines all the questionnaire variables and should be used in all analysis of redundancies.

This variable is derived from AGE, EVERWK, REFWKY, LEFTYR, REFWKM, LEFTM, REDYLFT, REDANY, CONMPY, COMMON, CONSEY, REDPAID.

Changes have made to the derivation of REDUND in the LFS. It now covers the number of people who were not in employment during the reference week and who reported that they had been made redundant in the month of the reference week or in the two calendar months prior to this; plus the number of people who were in employment during the reference week who started their job in the same calendar month as, or the two calendar months prior to, the reference week, and who reported that they had been made redundant in the past three months.

See article on p225-229 of the May 2000 *Labour Market Trends* for further details.

REDPAID - Left paid job in last 3 months

- (1) **Yes**
- (2) **No**

FREQUENCY: Each quarter from Spring 95

COVERAGE: Applies to all persons in employment who started present job in last 3 months.

NOTES: If analysing data on redundancies made in the last three months, you should also filter on the variable REDUND = 1 (made redundant).

REDYLFT - Reason left last job

- (1) **Dismissed**
- (2) **Made redundant/took voluntary redundancy**
- (3) **Temporary job finished**
- (4) **Resigned**
- (5) **Gave up work for health reasons**
- (6) **Took early retirement**
- (7) **Retired (at or after statutory retirement age)**
- (8) **Gave up for family or personal reasons**
- (9) **Other reason**

FREQUENCY: Each quarter from Spring 95

COVERAGE: Applies if REDPAID = 1 or not working and left job in 8 years before reference week.

NOTES: If analysing data on redundancies made in the last three months, you should also filter on the variable REDUND = 1 (made redundant).

REDANY - Whether made redundant from any other job in last 3 months

- (1) Yes
- (2) No

FREQUENCY: Each quarter from Spring 95

COVERAGE: Applies if REDYLFT = 1, 3, 4, 5, 6, 7, 8 and REDPAID = 1 or not working and left job in 3 months before reference week.

NOTES: If analysing data on redundancies made in the last three months, you should also filter on the variable REDUND = 1 (made redundant).

REDSTAT - Status in job (made redundant from)

- (1) Working as employee
- (2) Self employed

FREQUENCY: Each quarter from Spring 95

COVERAGE: Applies if REDYLFT = 2 and left job in last 3 months or REDANY = 1.

NOTES: If analysing data on redundancies made in the last three months, you should also filter on the variable REDUND = 1 (made redundant).

REDCLOS - Reason for leaving job left in last three months

- (1) Closing down
- (2) Cutting back on staff
- (3) Other reason

FREQUENCY: Each quarter from Spring 95

COVERAGE: Applies if REDYLFT = 2 and left job in last 3 months or REDANY = 1.

NOTES: If analysing data on redundancies made in the last three months, you should also filter on the variable REDUND = 1 (made redundant).

REDP(1-3) - Type of payment received

- (1) Redundancy pay
- (2) Pay in lieu of notice
- (3) Some other kind of payment
- (4) No payment

FREQUENCY: Each quarter from Spring 95

COVERAGE: Applies if REDYLFT = 2 and left job in last 3 months or REDANY = 1.

NOTES: If analysing data on redundancies made in the last three months, you should also filter on the variable REDUND = 1 (made redundant).

This variable was coded as REDP(0-3) from Spring 95 to Winter 96.

In SuperCROSS an additional variable called REDPM is available. See note on page 2 for more information on SuperCROSS variables.

REDIND - Whether industry made redundant from is same as previously stated

- (1) Yes
- (2) No

FREQUENCY: Each quarter from Spring 95

COVERAGE: Applies if REDPAID = 1 and REDYLFT = 2 or REDANY = 1.

NOTES: Assumes industry is that described at INDT.

If analysing data on redundancies made in the last three months, you should also filter on the variable REDUND = 1 (made redundant).

REDOCC - Whether occupation made redundant from is same as previously stated

- (1) Yes
- (2) No

FREQUENCY: Each quarter from Spring 95

COVERAGE: Applies if REDPAID = 1 and REDYLFT = 2 or REDANY = 1.

NOTES: Assumes occupation is that described at OCCT.

If analysing data on redundancies made in the last three months, you should also filter on the variable REDUND = 1 (made redundant).

REDSUPV - Supervisory responsibility

- (1) Yes
- (2) No

FREQUENCY: Each quarter from Spring 01

COVERAGE: Applies to employees who have been made redundant from a job during the three months before interview (STAT = 1).

REDMNGE - Managerial duties (redundant)

- (1) Manager
- (2) Foreman or supervisor
- (3) Not manager or supervisor

FREQUENCY: Each quarter from Spring 01

COVERAGE: Applies to employees who have been made redundant from a job during the three months before interview (STAT = 1).

NOTES: If respondents have both managerial and supervisory duties then their main duty is recorded.

RDMPNO2 - Number of employees at work (redundant)

- (1) 1-10
- (2) 11-19
- (3) 20-24
- (4) Don't know but under 25
- (5) 25-49
- (6) 50-249
- (7) 250-499
- (8) Don't know but between 50 and 499
- (9) 500 or more

FREQUENCY: Each quarter from Spring 02

COVERAGE: Applies to employees who have been made redundant from a job during the three months before interview (STAT = 1).

NOTES: This variable replaces REDMPNO. This variable records the total number of employees at the respondent's workplace, not just the number employed within the particular section or department he/she works in.

REDSOLO - Work alone or employees

- (1) Alone or with partner(s) but not employee
- (2) With employees

FREQUENCY: Each quarter from Spring 01

COVERAGE: Applies to the self-employed who have been made redundant from a job during the three months before interview (STAT = 2).

NOTES: Self-employed people who use only other self-employed people in the business they run are coded 1.

REDMPN2 - Number (s)he employed

- (1) 1-10
- (2) 11-19
- (3) 20-24
- (4) Don't know but under 25
- (5) 25-49
- (6) 50-249
- (7) 250-499
- (8) Don't know but between 50 and 499
- (9) 500 or more

FREQUENCY: Each quarter from Spring 02

COVERAGE: Applies to the self-employed who have been made redundant from a job during the three months before interview (STAT = 2).

NOTES: This variable replaces REDMPN. This variable records the total number of employees at the respondent's workplace, not just the number employed within the particular section or department he/she works in.

RDIC92 - Industry made redundant from

(001-458)	Range of industry codes
(459)	Inadequate description, No reply
(461)	Workplace outside UK

FREQUENCY: Each quarter from Spring 97

COVERAGE: Applies if REDIND = 2.

NOTES: The instructions at INDD also apply here. See Volume 5 (LFS Classifications) for more details on industry codes.

REDINDY - Industry made redundant from

(1)	A-B: Agriculture & fishing
(2)	C,E: Energy & water
(3)	D: Manufacturing
(4)	F: Construction
(5)	G-H: Distribution, hotels & restaurants
(6)	I: Transport & communication
(7)	J-K: Banking, finance & insurance etc
(8)	L-N: Public admin, education & health
(9)	O-Q: Other services
(10)	Workplace outside UK
(-8)	NA, Inadequate description
(-9)	DNA

FREQUENCY: Each quarter from Spring 98

COVERAGE: Applies to all persons made redundant in the three months prior to interview (REDUND=1).

NOTES: This variable is derived from REDUND, ILODEFA, REDIND, INDS92L, INDSECT and RDIC92.

For a small number of people - who were made redundant in the three months prior to interview, had been in employment again since then, but were not in employment at the time of interview - it is assumed that the industry they were made redundant from is the same as the industry in their most recent job.

If analysing data on redundancies made in the last three months, you should also filter on the variable REDUND = 1 (made redundant).

RDOCOD - Occupation made redundant from if different from previously stated

(100-999)	Range of occupation codes
-----------	---------------------------

FREQUENCY: Each quarter from Spring 97 to Winter 2000. Each quarter from Spring 01 (on ONS datasets only)

COVERAGE: Applies if REDOCC = 2.

NOTES: The instructions at OCCD also apply here. See LFS User Guide Volume 5 (LFS Classifications) for more details on industry codes.

SOC2KR - Occupation made redundant from

(1111-9259) Range of occupation codes

FREQUENCY: Each quarter from Spring 01

COVERAGE: All persons made redundant in the three months prior to interview.

NOTES: This variable replaces RDOCOD and is derived from REDOCC, OCOD2KM, STAT, OCOD2KR and REDSTAT.

See LFS User Guide Volume 5 (LFS Classifications) for a complete breakdown of occupation codes.

The new SOC2000 variables were introduced into the Labour Force Survey in Spring 2001, because SOC90 became outdated. The extensive revisions to the Standard Occupational Classification (SOC) include a tighter definition of managerial occupations and moving many job titles between major groups to reflect the repositioning of certain jobs. New occupations have been introduced in the fields of computing, environment and conservation and customer service occupations. Most of the major groups have been re-named and all have a different composition in terms of job titles compared with their SOC90 counterparts. There is no exact correspondence between SOC90 and SOC2000 at any level.

HOME WORKERS

HOME - Whether working from home in main job

- (1) In own home
- (2) In the same grounds or buildings as home
- (3) In different places using home as a base
- (4) Somewhere quite separate from home

FREQUENCY: Spring & Autumn quarters from Spring 92 to Autumn 96. Every quarter from Spring 97

COVERAGE: Applies to all employees, self employed or unpaid family workers (WRKING = 1 or JBAWAY = 1 or OWNBUS = 1 or RELBUS = 1).

EVHM98 - Whether doing paid or unpaid work at home in main job

- (1) Yes
- (2) No

FREQUENCY: Spring quarters only from Spring 98

COVERAGE: Applies if HOME = 2, 3 or 4.

NOTES: This variable replaces PUHOME.

HOMED(1-3) - Worked at least one FULL day at home in reference week in main job

- (1) In own home
- (2) In the same grounds or buildings as home
- (3) In different places using home as a base
- (4) Not worked at home during reference week

FREQUENCY: Spring and Autumn quarters in 97. Spring quarters only from Spring 98

COVERAGE: Applies if WRKING = 1 or OWNBUS = 1 or RELBUS = 1.

NOTES: This question is asked in order to identify those people who do work at home occasionally although their main place of work may not be their home, for example, a respondent who spends four days a week working in the office and one day working at home.

In SuperCROSS an additional variable called HOMEDM is available, see note on page 2 for more information on SuperCROSS variables.

TELEQA - Used both a telephone and a computer to carry out work at home

- (1) Yes
- (2) No

FREQUENCY: Spring and Autumn quarters in 97. Spring quarters only from Spring 98

COVERAGE: Applies if HOME = 1 & 3 or HOMED = 1 & 3.

TELEQB - Whether possible to work at home without using both a telephone and a computer

- (1) Yes
- (2) No

FREQUENCY: Spring and Autumn quarters in 97. Spring quarters only from Spring 98

COVERAGE: Applies if TELEQA=1.

NOTES: TELEQA and TELEQB are asked to establish whether the use of a telephone AND computer are essential for the work performed at home, i.e. they are 'tele-workers'. Some respondents may use them together (e.g. for telephone canvassing using a computerised database), while others may use them independently. To be coded 'Yes' at TELEQB they have to be able to carry out their work without using a telephone and a computer.

ATFROM - Who working for from home

- (1) Family business
- (2) Outside firm or organisation
- (3) Own account

FREQUENCY: Spring quarter only in 92. Spring and Autumn quarters from Spring 93 to Autumn 97. Spring quarters only from Spring 98

COVERAGE: Applies to all persons working in own home or in different place using home as a base (HOME = 1,3 or HOMED = 1,3).

SMESIT - Type of work done from home

- (1) Own or rent a business
- (2) Have a living-in job
- (3) Accommodation provided by employer

FREQUENCY: Spring and Autumn quarters from Spring 92 to Autumn 98. Spring quarters only from Spring 99

COVERAGE: Applies to all persons working in the same grounds or buildings as home (HOME = 2 or HOMED = 2).

LOCATION**REGWK - Region of place of work**

Spring 92 & Autumn 92		Spring 93 onwards	
(1)	Tyne & Wear	(1)	Tyne & Wear
(2)	Rest of Northern region	(2)	Rest of North East
(3)	South Yorkshire	(3)	South Yorkshire
(4)	West Yorkshire	(4)	West Yorkshire
(5)	Rest of Yorks & Humberside	(5)	Rest of Yorks & Humberside
(6)	East Midlands	(6)	East Midlands
(7)	East Anglia	(7)	East Anglia
(8)	Inner London	(8)	Central London
(9)	Outer London	(9)	Inner London
(10)	Rest of South East	(10)	Not known if Central or Inner London
(11)	South West	(11)	Outer London
(12)	West Midlands (met county)	(12)	Rest of South East
(13)	Rest of West Midlands	(13)	South West
(14)	Greater Manchester	(14)	West Midlands (met county)
(15)	Merseyside	(15)	Rest of West Midlands
(16)	Rest of North West	(16)	Greater Manchester
(17)	Wales	(17)	Merseyside
(18)	Strathclyde	(18)	Rest of North West
(19)	Rest of Scotland	(19)	Wales
(21)	Workplace outside UK	(20)	Strathclyde
		(21)	Rest of Scotland
		(22)	Northern Ireland
		(23)	Workplace outside UK

FREQUENCY: Spring & Autumn quarters only from Spring 92 to Autumn 96. Each quarter from Spring 97

COVERAGE: Applies to all persons in employment.

NOTES: This variable is derived from NSTAT, HOME, URESMC, LADWK & INDM92M. From Spring 2000 LADWK is replaced by UALDWK in the derivation. Central London is defined by the Department of Transport as the area within the bounds of the main London British Rail train termini.

REGWK is not included on the Summer 99 datasets.

GORWK - Region of place of work

(1)	Tyne & Wear	(12)	East of England
(2)	Rest of North East	(13)	Central London
(3)	Greater Manchester	(14)	Inner London
(4)	Merseyside	(15)	Outer London
(5)	Rest of North West	(16)	South East
(6)	South Yorkshire	(17)	South West
(7)	West Yorkshire	(18)	Wales
(8)	Rest of Yorkshire & Humberside	(19)	Strathclyde
(9)	East Midlands	(20)	Rest of Scotland
(10)	West Midlands (met county)	(21)	Northern Ireland
(11)	Rest of West Midlands	(22)	Workplace outside UK

FREQUENCY: Spring and Autumn quarters only from Spring 95 to Autumn 96. Each quarter from Spring 97

COVERAGE: Applies to all persons in employment.

NOTES: This variable is based on Government Office Regions. This variable is derived from NSTAT, HOME, GOVTOR, LADWKK, INDM92M. From Spring 2000 LADWK is replaced by UALDWK in the derivation. Central London is defined by the Department of Transport as the area within the bounds of the main London British Rail train termini.

SAMELAD - Whether lives and works in same Local Authority District

(1)	Lives and works in same LAD
(2)	Lives in different LAD to place of work

FREQUENCY: Spring and Autumn quarters only from Autumn 92 to Autumn 96. Each quarter from Spring 97

COVERAGE: Applies to all persons in employment excluding those on government schemes.

NOTES: This variable is derived from WRKING, JBAWAY, OWNBUS, RELBUS, HOME, WKPLC & LAD, from Spring 2000 LAD is replaced by UALDO in the derivation.

SAMELAD is not included on datasets for Summer and Winter 99.

TRAVEL TO WORK

DRIVL - Current UK driving licence

FREQUENCY: Autumn quarters only every two years from Autumn 02 (currently on ONS datasets only)

COVERAGE: Applies to all.

NOTES: This variable is awaiting complete evaluation and is currently available only on ONS datasets.

The questions in this section look at whether transport difficulties prevent unemployed/inactive people from taking up employment and if so, what sort of difficulties these are. These questions will be asked each alternative autumn quarter, starting in Autumn 2002, then Autumn 2004 and so on.

DRFP - Full or Provisional licence

FREQUENCY: Autumn quarters only every two years from Autumn 02 (currently on ONS datasets only)

COVERAGE: Applies to respondents who hold a current UK driving licence (DRIVL = 1).

NOTES: See notes for DRIVL.

This variable is awaiting complete evaluation and is currently available only on ONS datasets.

DLTYP - Type of driving licence

FREQUENCY: Autumn quarters only every two years from Autumn 02 (currently on ONS datasets only)

COVERAGE: Applies to respondents who hold a current UK driving licence (DRIVL = 1).

NOTES: See notes for DRIVL.

This variable is awaiting complete evaluation and is currently available only on ONS datasets.

TRLEAVE - Left job because of transport problems

- (1) Yes
- (2) No

FREQUENCY: Autumn quarters only every two years from Autumn 02 (currently on ONS datasets only)

COVERAGE: Applies if respondents have been unemployed less than four months.

NOTES: See notes for DRIVL.

This variable is awaiting complete evaluation and is currently available only on ONS datasets.

TREFEMP - Turned down job because of transport problems

- (1) Yes
- (2) No

FREQUENCY: Autumn quarters only every two years from Autumn 02 (currently on ONS datasets only)

COVERAGE: Applies if respondents are of working age and have been unemployed less than four months or are currently working or TRLEAVE = 2.

NOTES: See notes for DRIVL.

This variable is awaiting complete evaluation and is currently available only on ONS datasets.

TREFT - Type of transport difficulties

- (1) Too far
- (2) Do not have a car
- (3) Unable to drive
- (4) Cost of petrol
- (5) Lack of parking facilities
- (6) Traffic congestion/roadworks
- (7) Inadequate public transport
- (8) Cost of using public transport
- (9) Personal physical difficulties/disability
- (10) Personal safety concerns
- (11) Other

FREQUENCY: Autumn quarters only every two years from Autumn 02 (currently on ONS datasets only)

COVERAGE: Applies if TRLEAVE = 1 or TREFEMP = 1.

NOTES: See notes for DRIVL.

This variable is awaiting complete evaluation and is currently available only on ONS datasets.

TDIFEMP - Transport problems now

- (1) Yes
- (2) No

FREQUENCY: Autumn quarters only every two years from Autumn 02 (currently on ONS datasets only)

COVERAGE: Applies if respondents are of working age and not working in the reference week (EVERWK = RESPONSE).

NOTES: See notes for DRIVL.

This variable is awaiting complete evaluation and is currently available only on ONS datasets.

TRDSAME - Same problems as before

- (1) Yes
- (2) No

FREQUENCY: Autumn quarters only every two years from Autumn 02 (currently on ONS datasets only)

COVERAGE: Applies if respondents are of working age and have not been working in the reference week and TDIFEMP = 1 and (TREFEMP = 1 or TRLEAVE = 1).

NOTES: See notes for DRIVL.

This variable is awaiting complete evaluation and is currently available only on ONS datasets.

TDIFT(1-6) - Type of transport difficulties

- (1) Too far
- (2) Does not have a car
- (3) Unable to drive
- (4) Cost of petrol
- (5) Lack of parking facilities
- (6) Traffic congestion/roadworks
- (7) Inadequate public transport
- (8) Cost of using public transport
- (9) Personal physical difficulties/disability
- (10) Personal safety concerns
- (11) Other

FREQUENCY: Autumn quarters only every two years from Autumn 02 (currently on ONS datasets only)

COVERAGE: Applies if TRDSAME = 2 or TDIFEMP = 1 and (TREFEMP = 2 and TRLEAVE = 2).

NOTES: See notes for DRIVL.

This variable is awaiting complete evaluation and is currently available only on ONS datasets.

TRVTME - Usual home to work travel time in minutes**Time in minutes**

FREQUENCY: Autumn quarters only from Autumn 92

COVERAGE: Applies to all persons in employment excluding those on government schemes and those working from home or using their home as a working base (HOME = 3, 4 or NEWDEAL = 3, 4, 5, 7).

NOTES: This question is only asked where respondents have said they work somewhere separate from their home. Time is recorded in minutes and travel time over three hours is recorded as 180 minutes. Those working outside the UK are recorded as '0'.

TRVMTH - Usual method of travel to work

- (1) **Car, van, minibus, works van**
- (2) **Motorbike, moped, scooter**
- (3) **Bicycle**
- (4) **Bus, coach, private bus**
- (5) **GB: British Rail train (NI: Northern Ireland Railways train)**
- (6) **GB: Underground train (NI: Not valid for Northern Ireland)**
- (7) **Walk**
- (8) **Other method of travelling**

FREQUENCY: Autumn quarters from Autumn 92 to Autumn 99. Spring and Autumn quarters from Spring 2000 to Spring 01. Autumn quarters only from Autumn 01

COVERAGE: All persons in employment excluding those on government schemes and those working from home or using their home as a working base (HOME = 3, 4 or NEWDEAL = 3, 4, 5, 7).

NOTES: Note the text differences between Great Britain and Northern Ireland for categories (5) and (6). This variable was included on ONS datasets only for Spring 2000.

TRVDRV - Use of car/van/minibus/works van to travel to work

- (1) **As a driver**
- (2) **As a passenger**
- (3) **Sometimes as a passenger, sometimes as a driver**

FREQUENCY: Autumn quarters from Autumn 96 to Autumn 99. Spring and Autumn quarters from Spring 2000 to Spring 01. Autumn quarters only from Autumn 01

COVERAGE: All persons who use car/van/minibus/works van to travel to work (TRVMTH = 1).

This variable was included on ONS datasets only for Spring 2000.

SICKNESS

ACTWKDY(1-7) - Days scheduled to work

- (1) **Monday**
- (2) **Tuesday**
- (3) **Wednesday**
- (4) **Thursday**
- (5) **Friday**
- (6) **Saturday**
- (7) **Sunday**
- (8) **Not working at all**
- (9) **Scheduled working days not relevant**

FREQUENCY: Each quarter from Spring 2000 to Winter 2000 (on ONS datasets only). Each quarter from Spring 01

COVERAGE: Applies to all persons working during reference week or on government scheme.

NOTES: This variable is only on ONS datasets in 2000.

In SuperCROSS an additional variable called ACTWKDYM is available. See note on page 2 for more information on SuperCROSS variables.

ILLWK - Had days off work because sick or injured

- (1) **Yes**
- (2) **No**

FREQUENCY: Each quarter from Spring 2000 to Winter 2000 (on ONS datasets only). Each quarter from Spring 01

COVERAGE: Applies if ACTWKDY \neq 8 or 9.

NOTES: This variable replaces SICK. It is only on ONS datasets in 2000.

ILLDAYS(1-7) - Days had off sick or injured

- (1) **Monday**
- (2) **Tuesday**
- (3) **Wednesday**
- (4) **Thursday**
- (5) **Friday**
- (6) **Saturday**
- (7) **Sunday**

FREQUENCY: Each quarter from Spring 2000 to Winter 2000 (on ONS datasets only). Each quarter from Spring 01

COVERAGE: Applies if ILLWK = 1.

NOTES: This variable replaces SIKDAY and SIKSUN. It is only on ONS datasets in 2000.

In SuperCROSS an additional variable called ILLDAYSMS is available. See note on page 2 for more information on SuperCROSS variables.

ILLOFF - Number of days off sick in reference week

- (1) One day
- (2) Two days
- (3) Three days
- (4) Four days
- (5) Five days
- (6) Six days
- (7) Seven days

FREQUENCY: Each quarter from Spring 01

COVERAGE: Applies if ILLDAYS = 1-7.

NOTES: Only days where respondent was scheduled to work but was unable to do so because of sickness or injury are recorded.

ILLMON - Whether off work sick on a Monday

- (1) Yes
- (2) No

FREQUENCY: Each quarter from Spring 01

COVERAGE: Applies if ILLWK = 2 (off work because sick or injured).

NOTES: Only days where respondent was scheduled to work but was unable to do so because of sickness or injury are recorded.

ILLTUE - Whether off work sick on a Tuesday

- (1) Yes
- (2) No

FREQUENCY: Each quarter from Spring 01

COVERAGE: Applies if ILLWK = 2 (off work because sick or injured).

NOTES: Only days where respondent was scheduled to work but was unable to do so because of sickness or injury are recorded.

ILLWED - Whether off work sick on a Wednesday

- (1) Yes
- (2) No

FREQUENCY: Each quarter from Spring 01

COVERAGE: Applies if ILLWK = 2 (off work because sick or injured).

NOTES: Only days where respondent was scheduled to work but was unable to do so because of sickness or injury are recorded.

ILLTHU - Whether off work sick on a Thursday

- (1) Yes
- (2) No

FREQUENCY: Each quarter from Spring 01

COVERAGE: Applies if ILLWK = 2 (off work because sick or injured).

NOTES: Only days where respondent was scheduled to work but was unable to do so because of sickness or injury are recorded.

ILLFRI - Whether off work sick on a Friday

- (1) Yes
- (2) No

FREQUENCY: Each quarter from Spring 01

COVERAGE: Applies if ILLWK = 2 (off work because sick or injured).

NOTES: Only days where respondent was scheduled to work but was unable to do so because of sickness or injury are recorded.

ILLSAT - Whether off work sick on a Saturday

- (1) Yes
- (2) No

FREQUENCY: Each quarter from Spring 01

COVERAGE: Applies if ILLWK = 2 (off work because sick or injured).

NOTES: Only days where respondent was scheduled to work but was unable to do so because of sickness or injury are recorded.

ILLSUN - Whether off work sick on a Sunday

- (1) Yes
- (2) No

FREQUENCY: Each quarter from Spring 01

COVERAGE: Applies if ILLWK = 2 (off work because sick or injured).

NOTES: Only days where respondent was scheduled to work but was unable to do so because of sickness or injury are recorded.

HOURS

Structure of LFS hours variables - hours worked per week

When conducting analysis of hours worked there are three elements to consider:

- i) whether to use usual or actual hours worked;
- ii) whether to include or exclude paid and unpaid overtime;
- iii) whether to include hours worked in second jobs.

The table below shows which LFS variables are available to provide this information. Second job information is only available for actual hours including overtime. In general it is recommended that the derived variables are used because these include all respondents. The derived variables TOTHR and SUMHRS both measure total hours worked in main and second jobs, but are derived in different ways and give slightly different results. SUMHRS is available from Spring 1995 onwards and should be used in preference to TOTHR.

	People who Never work overtime	People who work overtime	Derived variables - all people
Usual hours - main job Total usual hours excluding overtime Usual paid overtime Usual unpaid overtime Total usual hours including overtime	TOTUS1	USUHR POTHR UOTHR TOTUS2	BUSHR TTUSHR
Actual hours - main job Total actual hours excluding overtime Actual paid overtime Actual unpaid overtime Total actual hours including overtime	TOTAC1	ACTHR ACTPOT ACTUOT TOTAC2	BACTHR TTACHR
Actual hours - second job Actual hours in second job including overtime		ACTHR2	
Actual hours - main and second job Total hours worked in reference week in main and second jobs			TOTHR SUMHRS

EVEROT - Whether ever work paid or unpaid overtime

- (1) Yes
- (2) No

FREQUENCY: Each quarter from Spring 92

COVERAGE: Applies to all employees, self-employed and those on employer based government schemes.

NOTES: This question is asked first so that respondents who never work overtime are not asked the overtime questions.

TOTUS1 - Total usual hours worked excluding lunch breaks (no overtime)

- (0-96) Hours of work
- (97) 97 or more
- (99) Don't know/No answer

FREQUENCY: Each quarter from Spring 92

COVERAGE: Applies to all employees, self-employed and those on employer based government schemes who never work paid or unpaid overtime (EVEROT = 2 or OWNBUS = 1 or RELBUS = 1).

NOTES: As hours are not stored as whole numbers users should use 1 decimal place when 'ranging' hours, i.e. 1 - 30 hours should be ranged as 1.0 - 30.4 etc.

In SuperCROSS this variable is called TOTUS1C and TOTUS1S. See notes on page 2 for more information on SuperCROSS variables.

USUHR - Usual hours worked excluding overtime

- (0-96) Hours of work
- (97) 97 or more
- (99) Don't know/No answer

FREQUENCY: Each quarter from Spring 92

COVERAGE: Applies to all employees, self-employed and those on employer based government schemes who may work paid or unpaid overtime (EVEROT = 1).

NOTES: This variable excludes meal breaks and any overtime worked. As hours are not stored as whole numbers users should use 1 decimal place when 'ranging' hours, i.e. 1 - 30 hours should be ranged as 1.0 - 30.4 etc.

In SuperCROSS this variable is called USUHRC and USUHRS. See note on page 2 for more information on SuperCROSS variables.

PAIDHRU - Paid Hours (based on usual hours per week)

- (0-96) Number of hours
- (97) 97 or more hours

FREQUENCY: Each quarter from Autumn 93

COVERAGE: Applies to all employees, self employed and those on employer based government schemes.

NOTES: This variable is derived from AGE, TOTUS1, POTHR, TEMPU & EVEROT.

PAIDHRU is not included on datasets for all quarters in 1999.

In SuperCROSS an additional variable called PAIDHRUC is available. See note on page 2 for more information on SuperCROSS variables.

POTHR - Usual hours of paid overtime

- (0-96) Hours of overtime
- (97) 97 or more
- (99) Don't know/No answer

FREQUENCY: Each quarter from Spring 92

COVERAGE: Applies to all employees, self-employed and those on employer based government schemes who may work paid or unpaid overtime (EVEROT = 1).

NOTES: As hours are not stored as whole numbers users should use 1 decimal place when 'ranging' hours, i.e. 1 - 30 hours should be ranged as 1.0 - 30.4 etc.

In SuperCROSS this variable is called POTHRC and POTHRs. See note on page 2 for more information on SuperCROSS variables.

UOTHR - Usual hours of unpaid overtime

- (0-96) Hours of overtime
- (97) 97 or more
- (99) Don't know/No answer

FREQUENCY: Each quarter from Spring 92

COVERAGE: Applies to all employees, self-employed and those on employer based government schemes who may work paid or unpaid overtime (EVEROT = 1).

NOTES: As hours are not stored as whole numbers users should use 1 decimal place when 'ranging' hours, i.e. 1 - 30 hours should be ranged as 1.0 - 30.4 etc.

In SuperCROSS this variable is called UOTHRC and UOTHRs. See note on page 2 for more information on SuperCROSS variables.

TOTUS2 - Usual hours worked including overtime

- (0-96) Hours of work
- (97) 97 and over
- (99) Don't know/No answer

FREQUENCY: Each quarter from Spring 92

COVERAGE: Applies to all employees, self-employed and those on employer based government schemes who may work paid or unpaid overtime (EVEROT = 1).

NOTES: This variable includes both paid and unpaid overtime. As hours are not stored as whole numbers users should use 1 decimal place when 'ranging' hours, i.e. 1 - 30 hours should be ranged as 1.0 - 30.4 etc.

In SuperCROSS this variable is called TOTUS2C and TOTUS2S. See note on page 2 for more information on SuperCROSS variables.

TOTAC1 - Total actual hours worked (no overtime)

- (0-96) Hours of work
 (97) 97 and over
 (99) Don't know/No answer

FREQUENCY: Each quarter from Spring 92

COVERAGE: Applies to all employees, self-employed, unpaid family workers and those on employer based government schemes who never work overtime and actually worked in reference week (weren't temporarily away, e.g. sick or on holiday).

NOTES: Those respondents who did not work in the reference week even though they had a job, i.e. on holiday or sick, are coded as '0'. This variable excludes meal breaks. As hours are not stored as whole numbers users should use 1 decimal place when 'ranging' hours, i.e. 1 - 30 hours should be ranged as 1.0 - 30.4 etc.

In SuperCROSS this variable is called TOTAC1 and TOTAC1S. See note on page 2 for more information on SuperCROSS variables.

ACTHR - Actual hours worked excluding overtime

- (0-96) Hours of work
 (97) 97 or more
 (99) Don't know/No answer

FREQUENCY: Each quarter from Spring 92

COVERAGE: Applies to all employees, self-employed, unpaid family workers and those on employer based government schemes who work overtime and actually worked in reference week (weren't temporarily away, e.g. sick or on holiday).

NOTES: Those respondents who did not work in the reference week even though they had a job, i.e. on holiday or sick, are coded as '0'. This variable excludes meal breaks and any overtime worked. As hours are not stored as whole numbers users should use 1 decimal place when 'ranging' hours, i.e. 1 - 30 hours should be ranged as 1.0 - 30.4 etc.

In SuperCROSS this variable is called ACTHR and ACTHRS. See note on page 2 for more information on SuperCROSS variables.

PAIDHRA - Paid Hours (based on actual hours per week)

- (0-96) Number of hours
 (97) 97 or more hours

FREQUENCY: Each quarter from Autumn 93

COVERAGE: Applies to all employees, self employed and those on employer based government schemes.

NOTES: This variable is derived from AGE, TOTAC1, ACTPOT, ACTHR, JBAWAY, YTETMP, ILLWK, ILLDAYS & ACTWKDY.

PAIDHRA is not included on datasets for all quarters in 1999.

In SuperCROSS an additional variable called PAIDHRAC is available. See notes on page 2 for more information on SuperCROSS variables.

ACTPOT - Actual hours of paid overtime

- (0-96) Hours of overtime
- (97) 97 or more
- (99) Don't know/No answer

FREQUENCY: Each quarter from Spring 92

COVERAGE: Applies to all employees, self-employed, unpaid family workers and those on employer based government schemes who work overtime and actually worked in reference week (weren't temporarily away, e.g. sick or on holiday).

NOTES: Those respondents who did not work in the reference week even though they had a job, i.e. on holiday or sick, are coded as '0'. As hours are not stored as whole numbers users should use 1 decimal place when 'ranging' hours, i.e. 1 - 30 hours should be ranged as 1.0 - 30.4 etc.

In SuperCROSS this variable is called ACTPOTC and ACTPOTS. See note on page 2 for more information on SuperCROSS variables.

ACTUOT - Actual hours of unpaid overtime

- (0-96) Hours of overtime
- (97) 97 or more
- (99) Don't know/No answer

FREQUENCY: Each quarter from Spring 92

COVERAGE: Applies to all employees, self-employed, unpaid family workers and those on employer based government schemes who work overtime and actually worked in reference week (weren't temporarily away, e.g. sick or on holiday).

NOTES: Those respondents who did not work in the reference week even though they had a job, i.e. on holiday or sick, are coded as '0'. As hours are not stored as whole numbers users should use 1 decimal place when 'ranging' hours, i.e. 1 - 30 hours should be ranged as 1.0 - 30.4 etc.

In SuperCROSS this variable is called ACTUOTC and ACTUOTS. See note on page 2 for more information on SuperCROSS variables.

TOTAC2 - Actual hours worked including paid and unpaid overtime

- (0-96) Hours of work
- (97) 97 or more
- (99) Don't know/No answer

FREQUENCY: Each quarter from Spring 92

COVERAGE: Applies to all employees, self-employed, unpaid family workers and those on employer based government schemes who work overtime and actually worked in reference week (weren't temporarily away, e.g. sick or on holiday).

NOTES: Those respondents who did not work in the reference week even though they had a job, i.e. on holiday or sick, are coded as '0'. As hours are not stored as whole numbers users should use 1 decimal place when 'ranging' hours, i.e. 1 - 30 hours should be ranged as 1.0 - 30.4 etc.

In SuperCROSS this variable is called TOTAC2C and TOTAC2S. See note on page 2 for more information on SuperCROSS variables.

BUSHR - Total usual hours worked in main job (excluding overtime)

(0-96) Number of usual hours
(97) 97 or more hours

FREQUENCY: Each quarter from Winter 92

COVERAGE: Applies to all persons in employment excluding those on college based schemes.

NOTES: This variable is derived from EVEROT, TOTUS1, USUHR, WRKING, JBAWAY, SCHEME & YTETMP.

In SuperCROSS an additional variable called BUSHRC is available. See note on page 2 for more information on SuperCROSS variables.

TTUSHR - Total usual hours worked in main job (including overtime)

(0-96) Hours of work
(97) 97 or more

FREQUENCY: Each quarter from Spring 92

COVERAGE Applies to all persons in employment excluding those on college based schemes.

NOTES: This variable is derived from AGE, TOTUS1, TOTUS2 & EVEROT. TTUSHR includes paid and unpaid overtime. As hours are not stored as whole numbers users should use 1 decimal place when 'ranging' hours, i.e. 1 - 30 hours should be ranged as 1.0 - 30.4 etc.

In SuperCROSS this variable is called TTUSHRC and TTUSHRS. See note on page 2 for more information on SuperCROSS variables.

BACTHR - Basic Actual Hours in main job (per week)

(0-96) Number of hours
(97) 97 hours or more

FREQUENCY: Each quarter from Autumn 93

COVERAGE: Applies to all persons in employment excluding those on college based schemes.

NOTES: Derived from AGE, TOTAC1, ACTHR & EVEROT.

In SuperCROSS an additional variable called BACTHRC is available. See note on page 2 for more information on SuperCROSS variables.

TTACHR - Total actual hours worked in main job in reference week

(0-96) Hours of work
(97) 97 or more

FREQUENCY: Each quarter from Spring 92

COVERAGE: Applies to all persons in employment excluding those on college based schemes.

NOTES: This variable is derived from AGE, TOTAC1, TOTAC2, EVEROT, JBAWAY, YTETMP, SICK, SIKDAY. TTACHR includes any paid or unpaid overtime worked in the reference week.

Those respondents who did not work in the reference week even though they had a job, i.e. on holiday or sick, are coded as '0'. As hours are not stored as whole numbers users should use 1 decimal place when 'ranging' hours, i.e. 1 - 30 hours should be ranged as 1.0 - 30.4 etc.

In SuperCROSS this variable is called TTACHRC and TTACHRS. See note on page 2 for more information on SuperCROSS variables.

TOTHRs - Total hours worked in reference week

(0-96) Hours of work
(97) 97 or more
(98) Away from job

FREQUENCY: Each quarter from Spring 92

COVERAGE: Applies to all persons in employment.

NOTES: This variable is derived from AGE, TOTAC1, TOTAC2, JBAWAY, YTETMP, SICK, SIKDAY, ACTHR2 & EVEROT. This variable includes any hours worked in a second job.

As hours are not stored as whole numbers users should use 1 decimal place when 'ranging' hours, i.e. 1 - 30 hours should be ranged as 1.0 - 30.4 etc.

In SuperCROSS an additional variable called TOTHRSC is available. See note on page 2 for more information on SuperCROSS variables.

YLESS - Reason worked fewer hours than usual in reference week

- (1) Number of hours worked/overtime varies
- (2) Bank holiday
- (3) Maternity/Paternity leave
- (4) Other leave/holiday
- (5) Sick or injured
- (6) Attending a training course away from own workplace
- (7) Started new job/changed jobs
- (8) Ended job and did not start new one that week
- (9) Laid off/short time/work interrupted by bad weather
- (10) Laid off/short time/work interrupted by labour dispute at own workplace
- (11) Laid off/short time/work interrupted by economic or other causes
- (12) Other personal family reasons
- (13) Other reasons

FREQUENCY: Each quarter from Spring 92

COVERAGE: Applies to all employees, self-employed, unpaid family workers and those on employer based government schemes who worked fewer hours than usual in the reference week (including none).

NOTES: Most of the responses are self explanatory, however additional detail for some are shown below.

Maternity/Paternity leave - only respondents who are on the special period of maternity leave that is allowed by law are included here. Any other leave for reasons of child-bearing or child rearing are coded as "other reasons".

Attending a training course away from own workplace - this applies only to respondents who are undergoing education or training outside the workplace. Respondents who are not working because of a training course inside the workplace are coded as "other reasons"

Laid off/short time/work interrupted by labour dispute at own workplace - This code is only used for respondents directly involved in a labour dispute (strike) at their own workplace. This could involve being either "called out" or "laid off" because of a labour dispute in the respondents own workplace.

Laid off/short time/work interrupted by economic and other causes - applies to respondents who were not working for technical or economic reasons: e.g. shortage of orders (economic reason) or because production at their workplace was impeded by a shortage of material supplies (e.g. caused by a labour dispute outside the respondents workplace or at another firm halting supplies). In the latter case the respondent would not be personally involved in the labour dispute.

YMORE - Reason for working more weekly hours

- (1) Variable hours worked
- (2) Overtime
- (3) Other reasons

FREQUENCY: Spring only in 98. All quarters in 99. Spring only in 2000. Each quarter from Spring 01

COVERAGE: Applies to all in employment except those on college based schemes who worked more hours than usual.

MATLVE - Status of maternity leave

- (1) A legal entitlement (statutory maternity leave/absence)
- (2) Leave employer has allowed (contractual maternity leave)
- (3) Don't know

FREQUENCY: Each quarter from Spring 96 to Winter 97. Spring quarters only from Spring 98

COVERAGE: Applies to all women on maternity leave (YLESS = 3 and SEX = 2).

VARYHR - Whether weekly hours tend to vary

- (1) Yes
- (2) No

FREQUENCY: Spring quarters only from Spring 98 to Spring 2000. Each quarter from Spring 01

COVERAGE: Applies if YLESS ≠ 1 or YMORE ≠ 1 for current jobs or YTEMP = 1, 2, 4 or SCH98A = 5 or ISC98A = 8.

NOTES: Applies particularly to self-employed people or shift workers. It also includes respondents working flexible hours in a flexi-time system if they said that their hours varied. It may also be due to the respondent working varying amounts of paid or unpaid overtime.

DIFFHR - Whether hours different from usual in reference week

- (01) More than usual hours
- (02) Hours vary
- (03) Bank holiday
- (04) Maternity/paternity leave
- (05) Other leave/holiday
- (06) Sick or injured
- (07) Training course
- (08) Started/changed jobs
- (09) Ended job
- (10) Bad weather
- (11) Labour dispute
- (12) Economic/other causes
- (13) Personal/family
- (14) Other reasons
- (15) No reason given
- (16) Same as usual hours
- (17) No answer
- (18) Does not apply

FREQUENCY: Each quarter from Spring 92

COVERAGE: Applies to all persons in employment.

NOTES: This variable is derived from AGE, NEWDEAL, SIKDAY, TOTAC1, SIKSUN, WRKING, YTETMP, OWNBUS, RELBUS, JBAWAY, TOTUS1, TOTAC1, TOTAC2, TOTUS2 & YLESS.

SUMHRS - Total actual hours worked in main and second job

(0 - 97) Number of hours worked

FREQUENCY: Each quarter from Winter 94

COVERAGE: Applies to all persons who worked during reference week.

NOTES: This variable is derived from TTACHR and ACTHR2.

In SuperCROSS this variable is called SUMHRSS. See note on page 2 for more information on SuperCROSS variables.

EMPLOYMENT PATTERN

SHFTWK99 - Whether shift work done in respondent's main job

- (1) **Most of the time**
- (2) **Occasionally**
- (3) **Never**

FREQUENCY: Spring quarters only from Spring 99

COVERAGE: Applies to all persons in employment excluding college based government schemes.

NOTES: This variable replaced SHFTWK. The wording of the response categories has been altered in order to obtain better quality data.

SHFTYP - Type of shift pattern

- (1) **Three-shift working**
- (2) **Continental shifts**
- (3) **Two-shift system with "earlies" and "lates"/double day shifts**
- (4) **Sometimes night and sometimes day shifts**
- (5) **Split shifts**
- (6) **Morning shifts**
- (7) **Evening or twilight shifts**
- (8) **Night shifts**
- (9) **Weekend shifts**
- (10) **Other type of shift work**

FREQUENCY: Spring quarters only from Spring 92

COVERAGE: Applies to all persons in employment who may do shift work (SHFTWK99 = 1 or 2).

NOTES: The shift work categories are defined below:

Three-shift working - the day is divided into three working periods - morning, afternoon and night. This kind of shiftwork usually, but not always, involves one or more weeks of mornings, followed by one or more weeks of afternoons, followed by one or more weeks of nights.

Continental shifts - this is a continuous three-shift system that rotates rapidly e.g. three mornings, then two afternoons, then two nights. Usually there is a break between shift changes.

Two-shift system with earlies and lates or double day shifts - normally two shifts of eight hours each, e.g. 0600-1400 and 1400-2200. Shifts are usually alternated weekly or over longer intervals.

Split shifts - these are full shifts divided into two distinct parts with a gap of several hours in between. Used in industries where peak demands are met at different times of the day e.g. catering, passenger transport and service industries.

Morning shift - if this is full-time, most commonly 0600-1400. This code is used if the morning shift is the only shift worked or worked part time during the morning.

Evening shift - if this is full-time, most commonly 1500-2400. Also used for a part-time shift 1700-2100 or 1800-2200. Part-time evening shifts are usually called twilight shifts.

Night shift - if this is full-time, most commonly 1800-0600, and usually continuing after midnight. This code is used only for permanent night work.

Weekend shift - this code is used for work during Fridays, Saturdays, Sundays (0600-1800), when there is no other work.

Other type of shift work - this code is only used when none of the above apply.

FLED9D - Type of agreed work arrangement

- (1) Flexible working hours
- (2) Annualised hours contract
- (3) Term time working
- (4) Job sharing
- (5) Nine day fortnight
- (6) Four and a half day week
- (7) Zero hours contract
- (8) None of these
- (9) Don't know

FREQUENCY: Spring and Autumn quarters only from Autumn 94

COVERAGE: Applies to all persons in employment excluding those on college based schemes.

NOTES: This variable is derived from FLEX9D. The categories are defined as below:

Flexible working hours - Employees can vary their daily start and finish times each day. Over an accounting period (usually four weeks or a calendar month) debit and credit hours can be carried over into another accounting period. Variable start and finish times on their own are **not** enough for a flexitime system. There must also be a formal accounting period.

Annualised hours contract - The number of hours an employee has to work are calculated over a full year. Instead of say, 40 hours per week, employees are contracted to say 1900 hours per year (after allowing for leave and other entitlements). Longer hours are worked over certain parts of the year and shorter hours at other periods. Variations in hours are related to seasonal factors or fluctuation in demand for the companies goods or services.

Term time working - Respondents' work during the school or college term. Unpaid leave is taken during the school holidays, although their pay may be spread equally over the year.

Job sharing - This is a type of part time working. A full-time job is divided between, usually, two people. The job sharers work at different times, although their may be a changeover period.

Both nine day fortnights and four and a half day weeks working arrangements involve the 5 day working week being compressed into fewer full days. Such arrangements refer to **full-time** working only.

Nine day fortnight - involves individual employees having one day off every other week. the actual day off may vary so long as the employee keeps to an alternating pattern of one 5 day week followed by one 4 day week.

Four and a half day week - Typically involves the normal working week finishing early on Fridays. The short day need not necessarily be Friday, but this is the most obvious and common day.

Zero hours contract - is where a person is not contracted to work a set number of hours, and is only paid for the number of hours that they actually work.

In most cases a respondent who works any of these particular type of shift patterns will recognise the term and will require no further explanation. Where a respondent asks what is meant by the term it is unlikely they work such shift patterns and are generally coded as (8) or (9).

FLEX9D(1-3) - Type of agreed work arrangement

Spring 93 to Spring 96

- (1) Flexible working hours
- (2) Annualised hours contract
- (3) Term time working
- (4) Job sharing
- (5) Nine day fortnight
- (6) Four and a half day week
- (7) None of these
- (8) Don't know

From Autumn 96 onwards

- (1) Flexitime (Flexible working hours)
- (2) Annualised hours contract
- (3) Term time working
- (4) Job sharing
- (5) Nine day fortnight
- (6) Four and a half day week
- (7) Zero hours contract
- (8) None of these
- (9) Don't know

FREQUENCY: Spring and Autumn quarters only from Spring 93 to Autumn 98. Spring and Autumn quarters only from Autumn 01

COVERAGE: Applies to all persons in employment excluding those on college based schemes.

NOTES: This variable replaced NINDAY which was discontinued from 1993. Respondents may give up to three responses. Prior to Spring 97 this variable was coded FLEX9D(0-2).

See FLED9D for definitions of the individual categories.

In SuperCROSS an additional variable called FLEX9DM is available. See note on page 2 for more information on SuperCROSS variables.

LSSOTH - Time off flexi or annual

- (1) Yes
- (2) No

FREQUENCY: Spring only in 2000. Spring quarters only from Spring 03

COVERAGE: Applies if respondent gives reason for working less hours, YLESS = 1 (number of hours worked/overtime varies), 4 (other leave/holiday), 12 (other personal/family reasons) or 13 (other reasons) AND they have entered either flexi-time or annualised hours at FLEX9D.

NOTES: This variable relates to reasons for the respondent not having worked in the reference week, although they have a job.

FLEXW1 - Whether respondent works flex-time

- (1) Yes
- (2) No

FREQUENCY: Spring and Autumn quarters only from Spring 2000

COVERAGE: Applies to all persons in employment and on college based schemes.

FLEXW2 - Whether respondent works to annualised hours contract

- (1) Yes
- (2) No

FREQUENCY: Spring and Autumn quarters only from Spring 2000

COVERAGE: Applies to all persons in employment and on college based schemes.

FLEXW3 - Whether respondent works to a term time working agreement

- (1) Yes
- (2) No

FREQUENCY: Spring and Autumn quarters only from Spring 2000

COVERAGE: Applies to all persons in employment and on college based schemes.

FLEXW4 - Whether respondent's work involves job sharing

- (1) Yes
- (2) No

FREQUENCY: Spring and Autumn quarters only from Spring 2000

COVERAGE: Applies to all persons in employment and on college based schemes.

FLEXW5 - Whether respondent works a nine day fortnight

- (1) Yes
- (2) No

FREQUENCY: Spring and Autumn quarters only from Spring 2000

COVERAGE: Applies to all persons in employment and on college based schemes.

FLEXW6 - Whether respondent works a four and a half day week

- (1) Yes
- (2) No

FREQUENCY: Spring and Autumn quarters only from Spring 2000

COVERAGE: Applies to all persons in employment and on college based schemes.

FLEXW7 - Whether respondent works zero hours contract

- (1) Yes
- (2) No

FREQUENCY: Spring and Autumn quarters only from Spring 2000

COVERAGE: Applies to all persons in employment and on college based schemes.

FLEXW8 - Whether respondent works none of the working patterns described

- (1) Yes
(2) No

FREQUENCY: Spring and Autumn quarters only from Spring 2000

COVERAGE: Applies to all persons in employment and on college based schemes.

FLEXW9 - Whether respondent does not know which agreed working arrangements are worked

- (1) Yes
(2) No

FREQUENCY: Spring and Autumn quarters only from Spring 2000

COVERAGE: Applies to all persons in employment and on college based schemes.

DAYSPZ - Number of different days per week worked

- (1-7) Number of days

FREQUENCY: Spring and Autumn quarters only from Spring 97

COVERAGE: Applies to all persons in employment excluding those on college based schemes (FLEX9D = 1 or 2 or 3 or 4 or 7 or 8 or 9).

USUWRK1 - Respondents usual pattern of work

- (1) Usual to work during day
(2) Not usual to work during day

FREQUENCY: Spring quarters only from Spring 2000

COVERAGE: Applies to all persons in employment.

NOTES: From Spring 2000, the coding structure of this variable changed and USUWRK was set to YES (1) if respondents usually worked during the relevant period and NO (2) to those who did not work during the relevant period.

USUWRK2 - Respondents usual pattern of work

- (1) Usual to work during evening
(2) Not usual to work during evening

FREQUENCY: Spring quarters only from Spring 2000

COVERAGE: Applies to all persons in employment.

NOTES: From Spring 2000, the coding structure of this variable changed and USUWRK was set to YES (1) if respondents usually worked during the relevant period and NO (2) to those who did not work during the relevant period.

USUWRK3 - Respondents usual pattern of work

- (1) **During the day**
- (2) **During the evening**

FREQUENCY: Spring quarters only from Spring 2000

COVERAGE: Applies to all persons in employment.

NOTES: From Spring 2000, the coding structure of this variable changed and USUWRK was set to YES (1) if respondents usually worked during the relevant period and NO (2) to those who did not work during the relevant period.

EVDAY - Whether respondent ever works during the day

- (1) **Yes**
- (2) **No**

FREQUENCY: Spring quarters only from Spring 99

COVERAGE: Applies to all persons in employment who do not usually work during the day.

EVEVE - Whether respondent ever works during the evening

- (1) **Yes**
- (2) **No**

FREQUENCY: Spring quarters only from Spring 99

COVERAGE: Applies to all persons in employment who do not usually work during the evening.

EVNGHT - Whether respondent ever works at night

- (1) **Yes**
- (2) **No**

FREQUENCY: Spring quarters only from Spring 99

COVERAGE: Applies to all persons in employment who do not usually work during the night.

WCHDAY(1-7) - Which days of the week respondent usually works on

- (1) **Monday**
- (2) **Tuesday**
- (3) **Wednesday**
- (4) **Thursday**
- (5) **Friday**
- (6) **Saturday**
- (7) **Sunday**

FREQUENCY: Spring quarters only from Spring 99

COVERAGE: Applies to all persons in employment who do not usually work 7 different days during the week.

In SuperCROSS an additional variable called WCHDAYM is available. See note on page 2 for more information on SuperCROSS variables.

WCHMO - Whether respondent usually works Monday

- (1) Yes
- (2) No

FREQUENCY: Spring quarters only from Spring 01

COVERAGE: Applies to all persons in employment.

WCHTU - Whether respondent usually works Tuesday

- (1) Yes
- (2) No

FREQUENCY: Spring quarters only from Spring 01

COVERAGE: Applies to all persons in employment.

WCHWE - Whether respondent usually works Wednesday

- (1) Yes
- (2) No

FREQUENCY: Spring quarters only from Spring 01

COVERAGE: Applies to all persons in employment.

WCHTH - Whether respondent usually works Thursday

- (1) Yes
- (2) No

FREQUENCY: Spring quarters only from Spring 01

COVERAGE: Applies to all persons in employment.

WCHFR - Whether respondent usually works Friday

- (1) Yes
- (2) No

FREQUENCY: Spring quarters only from Spring 01

COVERAGE: Applies to all persons in employment.

WCHSA - Whether respondent usually works Saturday

- (1) Yes
- (2) No

FREQUENCY: Spring quarters only from Spring 01

COVERAGE: Applies to all persons in employment.

WCHSU - Whether respondent usually works Sunday

- (1) Yes
- (2) No

FREQUENCY: Spring quarters only from Spring 01

COVERAGE: Applies to all persons in employment.

WKMON - Whether worked on a Monday

- (1) Yes
- (2) No

FREQUENCY: Spring and Autumn quarters only from Spring 01

COVERAGE: Applies to all in employment during reference week or on a government scheme.

NOTES: This variable is derived from ACTWKDY(1-7).

WKTUE - Whether worked on a Tuesday

- (1) Yes
- (2) No

FREQUENCY: Spring and Autumn quarters only from Spring 01

COVERAGE: Applies to all in employment during reference week or on a government scheme.

NOTES: This variable is derived from ACTWKDY(1-7).

WKWED - Whether worked on a Wednesday

- (1) Yes
- (2) No

FREQUENCY: Spring and Autumn quarters only from Spring 01

COVERAGE: Applies to all in employment during reference week or on a government scheme.

NOTES: This variable is derived from ACTWKDY(1-7).

WKTHU - Whether worked on a Thursday

- (1) Yes
- (2) No

FREQUENCY: Spring and Autumn quarters only from Spring 01

COVERAGE: Applies to all in employment during reference week or on a government scheme.

NOTES: This variable is derived from ACTWKDY(1-7).

WKFRI - Whether worked on a Friday

- (1) Yes
- (2) No

FREQUENCY: Spring and Autumn quarters only from Spring 01

COVERAGE: Applies to all in employment during reference week or on a government scheme.

NOTES: This variable is derived from ACTWKDY(1-7).

WKSAT - Whether worked on a Saturday

- (1) Yes
- (2) No

FREQUENCY: Spring and Autumn quarters only from Spring 01

COVERAGE: Applies to all in employment during reference week or on a government scheme.

NOTES: This variable is derived from ACTWKDY(1-7).

WKSUN - Whether worked on a Sunday

- (1) Yes
- (2) No

FREQUENCY: Spring and Autumn quarters only from Spring 01

COVERAGE: Applies to all in employment during reference week or on a government scheme.

NOTES: This variable is derived from ACTWKDY(1-7).

EVSAT - Whether respondent ever works on a Saturday

- (1) Yes
- (2) No

FREQUENCY: Spring quarters only from Spring 99

COVERAGE: Applies to all persons in employment who do not work on a Saturday.

EVSUN - Whether respondent ever works on a Sunday

- (1) Yes
- (2) No

FREQUENCY: Spring quarters only from Spring 99

COVERAGE: Applies to all persons in employment who do not usually work on a Sunday.

HOLS - Number of days of paid holiday entitlement

Number of days paid holiday

FREQUENCY: Autumn quarters only from Autumn 92

COVERAGE: Applies to all employees (NSTAT = 1 and WRKING = 1 or JBAWAY = 1).

NOTES: The number of days paid holiday excludes Public/Bank holidays.

As these days are not stored as whole numbers users should use 2 decimal places when 'ranging' days of paid holiday, i.e. 5 - 10 days should be ranged as 4.50 - 10.49 etc.

Post 1997 'Refusal' (-8) was coded as 98 (incorporating 'Don't Know'). Prior to 1998 the coding frame varies.

BANK - Whether respondent worked (in their main job) on any Bank or Public holidays during the period 1st Dec to 31st Aug

- (1) Yes
- (2) No

FREQUENCY: Autumn quarters only from Autumn 99

COVERAGE: Applies to all current employees.

BNKHL(1-12) - Which Bank or Public holidays respondent worked on in last year

Autumn 1999

- (1) August Bank Holiday Mon 30th Aug 99 (IF NOT WORKING IN SCOTLAND/ Mon 2nd Aug 99 IF WORKING IN SCOTLAND)
- (2) July 12th holiday (ONLY IF WORKING IN NORTHERN IRELAND)
- (3) Spring Bank Holiday Mon 31st May 99
- (4) May Bank holiday Mon 3rd May 99
- (5) Easter Monday Mon 5th Apr 99
- (6) Good Friday Fri 2nd Apr 99
- (7) St Patrick's Day Wed 17th Mar 99 (ONLY IF WORKING IN NORTHERN IRELAND)
- (8) Hogmanay Mon 4th Jan 99 (ONLY IF WORKING IN SCOTLAND)
- (9) New Years Day Fri 1st Jan 99
- (10) Boxing Day Mon 28th Dec 98
- (11) Christmas Day Fri 25th Dec 98

Autumn 2000

- (1) August Bank Holiday Mon 28th Aug 2000 (IF NOT WORKING IN SCOTLAND)
- (2) Early August Bank Holiday Mon 7th Aug 2000 (IF WORKING IN SCOTLAND)
- (3) July 12th Holiday (ONLY IF WORKING IN NORTHERN IRELAND)
- (4) Spring Bank Holiday Mon 29th May 2000
- (5) May Bank Holiday Mon 1st May 2000
- (6) Easter Monday Mon 24th Apr 2000
- (7) Good Friday Fri 21st Apr 2000
- (8) St Patrick's Day Fri 17th Mar 2000 (ONLY IF WORKING IN NORTHERN IRELAND)
- (9) 2nd Day New Year's Tue 4th Jan 2000 (ONLY IF WORKING IN SCOTLAND)
- (10) New Year's Day Mon 3rd Jan 2000
- (11) Boxing Day Tue 28th Dec 1999
- (12) Christmas Day Mon 27th Dec 1999
- (13) New Year's Eve Fri 31st Dec 1999

BNKHL(1-12) continued on next page...

BNKHL(1-12) continued from previous page...

Autumn 2001

- (1) August Bank Holiday Mon 27th Aug 2001 (IF NOT WORKING IN SCOTLAND)
- (2) Early August Bank Holiday Mon 6th Aug 2001 (IF WORKING IN SCOTLAND)
- (3) July 12th Holiday (ONLY IF WORKING IN NORTHERN IRELAND)
- (4) Spring Bank Holiday Mon 28th May 2001
- (5) May Bank Holiday Mon 7th May 2001
- (6) Easter Monday Mon 16th Apr 2001
- (7) Good Friday Fri 13th Apr 2001
- (8) St Patrick's Day Fri 16th Mar 2001 (ONLY IF WORKING IN NORTHERN IRELAND)
- (9) 2nd Day New Year's Tue 2nd Jan 2001 (ONLY IF WORKING IN SCOTLAND)
- (10) New Year's Day Mon 1st Jan 2001
- (11) Boxing Day Tue 26th Dec 2000
- (12) Christmas Day Mon 25th Dec 2000

Autumn 2002

- (1) August Bank Holiday Mon 26th Aug 2002 (IF NOT WORKING IN SCOTLAND)
- (2) Early August Bank Holiday Mon 5th Aug 2002 (IF WORKING IN SCOTLAND)
- (3) July 12th Holiday (ONLY IF WORKING IN NORTHERN IRELAND)
- (4) Spring Bank Holiday Tues 4th Jun 2002
- (5) Queen's Jubilee Holiday Mon 3rd Jun 2002
- (6) May Bank Holiday Mon 6th May 2002
- (7) Easter Monday Mon 1st Apr 2002
- (8) Good Friday Fri 29th Mar 2002
- (9) St Patrick's Day Mon 18th Mar 2002 (ONLY IF WORKING IN NORTHERN IRELAND)
- (10) 2nd Day New Year's Wed 2nd Jan 2002 (ONLY IF WORKING IN SCOTLAND)
- (11) New Year's Day Tues 1st Jan 2002
- (12) Boxing Day Wed 26th Dec 2001
- (13) Christmas Day Tues 25th Dec 2001

Autumn 2003

- (1) August Bank Holiday Mon 25th Aug 2003 (IF NOT WORKING IN SCOTLAND)
- (2) Early August Bank Holiday Mon 4th Aug 2003 (IF WORKING IN SCOTLAND)
- (3) July 14th Holiday (ONLY IF WORKING IN NORTHERN IRELAND)
- (4) Spring Bank Holiday Mon 26th May 2003
- (5) May Bank Holiday Mon 5th May 2003
- (6) Easter Monday Mon 21st Apr 2003
- (7) Good Friday Fri 18th Apr 2003
- (8) St Patrick's Day Mon 17th Mar 2003 (ONLY IF WORKING IN NORTHERN IRELAND)
- (9) 2nd Day New Year's Thurs 2nd Jan 2003 (ONLY IF WORKING IN SCOTLAND)
- (10) New Year's Day Wed 1st Jan 2003
- (11) Boxing Day Thurs 26th Dec 2003
- (12) Christmas Day Wed 25th Dec 2003

FREQUENCY: Autumn quarters only from Autumn 99

COVERAGE: Applies if BANK = 1 and country of work is UK. Current employees who worked on a Public holiday over the last year.

NOTES: The number of categories in this variable depends on the number of public holidays for the year.

BNKHOLF - How many Bank or Public Holidays did respondent work on in past year

(1-13) Number of days

FREQUENCY: Autumn quarters only from Autumn 99

COVERAGE: Applies if BANK = 1 and country of work is not UK (i.e. abroad or unassigned). Current employees who worked on a Public holiday over the last year.

BHPAID - Whether paid for working on Public Holidays

(1) Yes

(2) No

FREQUENCY: Autumn quarters only from Autumn 99

COVERAGE: Applies to current employees who worked on a Public holiday over the last year.

BHNOTA - Whether paid at least basic rate for Public holidays not worked

(1) All of them

(2) Some of them

(3) None of them

FREQUENCY: Autumn quarters only from Autumn 99

COVERAGE: Applies to current employees who did not work on all Public holidays over the last year.

BHNOTB - Whether paid at least basic rate for Public holiday not worked

(1) Yes

(2) No

FREQUENCY: Autumn quarters only from Autumn 99

COVERAGE: Applies to current employees who did not work on one Public holiday over the last year.

BHNOTC - Reason for not being paid at least basic rate on public holidays not worked in last year

(1) Only receive pay for actual days worked

(2) Do not usually work on those days

(3) Had not started current job

(4) Other reason

FREQUENCY: Autumn quarters only from Autumn 99

COVERAGE: Applies to current employees who did not work on one Public holiday over the last year.

UNION REPRESENTATION

UNION - Whether trade union or staff association member*

- (1) Yes
(2) No

FREQUENCY: Autumn quarters only from Autumn 92

COVERAGE: Applies to all persons in employment excluding those on college based schemes and unpaid family workers.

NOTES: From Autumn 92 to Autumn 94 only GB data is available (The variable IRTUSA records NI data for this period). Northern Ireland data has been amended to a quarterly basis from Winter 94. This ensures that both GB and NI trade union/staff association data are standard on an Autumn quarter only basis from Autumn 95.

In Autumn 97, incorrect routing of Northern Ireland respondents meant that only those who answered yes to TUPRES were asked UNION. Therefore, there was under-response of unknown size to UNION. Those who should have been asked UNION but were not have been coded 9 'Not answered' (1,350 cases).

TUPRES - Whether other people at workplace are members of trade union or staff association*

- (1) Yes
(2) No

FREQUENCY: Autumn quarters only from Autumn 93

COVERAGE: Applies to all in employment not a member of a staff association of trade union.

NOTES: From Autumn 99 onwards, this question was altered from whether there were unions etc. present at the workplace, to whether others employed at the workplace were members of such organisations, and also asked only to those who are not members of such organisations themselves rather to all in paid employment (excluding government schemes).

TUCOV - Whether agreements between trade union and employer affect pay and conditions*

- (1) Yes
(2) No

FREQUENCY: Autumn quarters only from Autumn 96

COVERAGE: Applies to all people in employment excluding those on college based schemes and unpaid family workers.

NOTES: Replaces TUJOIN from Autumn 96.

***The order and routing of UNION, TUPRES and TUCOV were changed from Spring 1999 onwards.**

SECOND JOB

REFERENCE – SECOND JOB

SECJOB - Whether had second job in reference week

- (1) Yes
(2) No

FREQUENCY: Each quarter from Spring 92

COVERAGE: Applies to all employees, self employed, and persons on Government schemes (STAT = 1 or 2 or 3).

NOTES: Casual or small jobs are included provided the job was paid. SECJMB should be used in preference to SECJOB when analysing numbers of people with second jobs.

Y2JOB - Whether had 2 jobs because of a change of job in reference week

- (1) Yes (changed jobs during week)
(2) No

FREQUENCY: Each quarter from Spring 92

COVERAGE: Applies to all employees, self employed and persons on Government schemes with an additional paid job in the reference week (SECJOB = 1).

NOTES: One purpose of this question is to distinguish between two groups of respondents: those who had two jobs in the reference week only because they changed jobs that week, and those who held two jobs at the same time. The first group are not asked details of their 'second job'. The second group, however, are asked for more information about their second job.

OCCUPATION IN SECOND JOB

SOCSEC - Occupation in second job

(100 - 999) Range of occupation codes

FREQUENCY: Each quarter from Spring 92 to Winter 2000. Each quarter from Spring 01 (on ONS datasets only)

COVERAGE: Applies to all persons in employment with an additional regular job.

NOTES: This variable is derived from OCOD, Y2JOB, YTETJB.

See Volume 5 (LFS Classifications) for a complete breakdown of occupation codes.

From Autumn 92 to Spring 99 inclusive, the row '304 Civil engineers' has been incorrectly labelled as '302 Civil engineers'.

SOC2KS - Occupation in second job

(1111-9259) Range of occupation codes

FREQUENCY: Each quarter from Spring 01

COVERAGE: All persons in employment who have an additional regular job.

NOTES: This variable replaces SOCSEC and is derived from OCOD2K2, Y2JOB, YTETJB and NEWDEAL.

See Volume 5 (LFS Classifications) for a complete breakdown of occupation codes.

The new SOC2000 variables were introduced into the Labour Force Survey in Spring 2001, because SOC90 became outdated. The extensive revisions to the Standard Occupational Classification (SOC) include a tighter definition of managerial occupations and moving many job titles between major groups to reflect the repositioning of certain jobs. New occupations have been introduced in the fields of computing, environment and conservation and customer service occupations. Most of the major groups have been re-named and all have a different composition in terms of job titles compared with their SOC90 counterparts. There is no exact correspondence between SOC90 and SOC2000 at any level.

SC2KSMJ - Major occupation group (second job)

- (1) Managers and Senior Officials**
- (2) Professional occupations**
- (3) Associate Professional and Technical**
- (4) Administrative and Secretarial**
- (5) Skilled Trades Occupations**
- (6) Personal Service Occupations**
- (7) Sales and Customer Service Occupations**
- (8) Process, Plant and Machine Operatives**
- (9) Elementary Occupations**

FREQUENCY: Each quarter from Spring 01

COVERAGE: All persons in employment who have a regular additional job.

NOTES: This variable replaces SOCMAJS and is derived from SOC2KS.

See Volume 5 (LFS Classifications) for a complete breakdown of occupation codes.

SC2KSMN - Minor occupation group (second job)

(111-999) Range of Occupation Codes

FREQUENCY: Each quarter from Spring 01

COVERAGE: All persons in employment who have a regular additional job.

NOTES: This variable replaces SOCMINS and is derived from SOC2KS.

See Volume 5 (LFS Classifications) for a complete breakdown of occupation codes.

INDUSTRY IN SECOND JOB: CONVERSION VARIABLE

From Winter 93 the industrial coding classifications (SIC80) have been completely updated (SIC92). In order to maintain some continuity the variable SICSEC is available on the Autumn 93 quarter to convert SIC80 1 digit codes to SIC92 1 digit codes and the variable SIC80S is available from Winter 93 onwards to convert SIC92 1 digit codes to SIC80 1 digit codes.

SIC80S - To compare SIC92 codes to SIC80 codes

- | | |
|------|---|
| (1) | 0: Agriculture, forestry & fishing |
| (2) | 1: Energy & water supply |
| (3) | 2: Mineral, ores, metals & chemicals |
| (4) | 3: Metal goods, engineering & vehicles |
| (5) | 4: Other manufacturing industries |
| (6) | 5: Construction |
| (7) | 6: Distribution, hotel & catering, repairs |
| (8) | 7: Transport & communication |
| (9) | 8: Banking, financial & business services |
| (10) | 9: Other services |
| (11) | 00: Diplomatic, international |
| (12) | Workplace outside UK |

FREQUENCY: Each quarter from Winter 93

NOTES: This conversion variable gives reasonable comparisons not exact conversions. SIC80S is equivalent to INDIVS. See Volume 5 (LFS Classifications) for full industry breakdowns of both SIC80 & SIC92.

INDUSTRY IN SECOND JOB – SIC92

INDM92S - Industry in second job

Winter 93
(001-458) **Range of industry codes**
(460) **No answer, NA**
(461) **Workplace outside UK**

Spring 94 to Summer 94
(001-458) **Range of industry codes**
(460) **No answer, NA**
(461) **Workplace outside UK**
(462) **Does not apply**

Autumn 94 onwards
(001-458) **Range of industry codes**
(459) **Inadequate description**
(461) **Workplace outside UK**

FREQUENCY: Each quarter from Winter 93

COVERAGE: Applies to all persons in employment who have a regular additional job.

NOTES: This variable is derived from Y2JOB, YTETJB, AGE & ICOD292. See Volume 5 (LFS Classifications) for full industry breakdowns of both SIC80 & SIC92.

INDS92S - Industry division in second job

Spring 94 to Summer 94

- (1) A: Agriculture, hunting and forestry
- (2) B: Fishing
- (3) C: Mining, quarrying
- (4) D: Manufacturing
- (5) E: Electricity, gas & water supply
- (6) F: Construction
- (7) G: Wholesale, retail & motor trade
- (8) H: Hotels & restaurants
- (9) I: Transport, storage & communication
- (10) J: Financial intermediation
- (11) K: Real estate, renting & business activities
- (12) L: Public administration & defence
- (13) M: Education
- (14) N: Health & social work
- (15) O: Other community, social & personal
- (16) P: Private households with employed persons
- (17) Q: Extra-territorial organisations & bodies
- (18) NA, Inadequate description
- (19) Workplace outside UK
- (20) Does not apply

Winter 93, Autumn 94 onwards

- (1) A: Agriculture, hunting and forestry
- (2) B: Fishing
- (3) C: Mining, quarrying
- (4) D: Manufacturing
- (5) E: Electricity, gas & water supply
- (6) F: Construction
- (7) G: Wholesale, retail & motor trade
- (8) H: Hotels & restaurants
- (9) I: Transport, storage & communication
- (10) J: Financial intermediation
- (11) K: Real estate, renting & business activities
- (12) L: Public administration & defence
- (13) M: Education
- (14) N: Health & social work
- (15) O: Other community, social & personal
- (16) P: Private households with employed persons
- (17) Q: Extra-territorial organisations & bodies
- (18) NA, Inadequate description
- (19) Workplace outside UK

FREQUENCY: Each quarter from Winter 93

COVERAGE: Applies to all persons in employment who have a regular additional job.

NOTES: This variable is derived from INDM92S. See Volume 5 (LFS Classifications) for full industry breakdowns of both SIC80 & SIC92.

INDD92S - Industry class in second job**Spring 94 to Summer 94**

(01-60)	Range of industry codes
(61)	NA, Inadequate description
(62)	Workplace outside UK
(63)	Does not apply

Winter 93, Autumn 94 onwards

(01-60)	Range of industry codes
(61)	NA, Inadequate description
(62)	Workplace outside UK

FREQUENCY: Each quarter from Winter 93

COVERAGE: Applies to all persons in employment who have a regular additional job.

NOTES: This variable is derived from INDM92S. See Volume 5 (LFS Classifications) of the LFS User Guide for full industry breakdowns of both SIC80 & SIC92.

INDG92S - Industry group in second job**Spring 94 to Summer 94**

(001-207)	Range of industry codes
(208)	NA, Inadequate description
(209)	Workplace outside UK
(210)	Does not apply

Winter 93, Autumn 94 onwards

(001-207)	Range of industry codes
(208)	NA, Inadequate description
(209)	Workplace outside UK

FREQUENCY: Each quarter from Winter 93

COVERAGE: Applies to all persons in employment who have a regular additional job.

NOTES: This variable is derived from INDM92S. See Volume 5 (LFS Classifications) for full industry breakdowns of both SIC80 & SIC92.

EMPLOYMENT STATUS IN SECOND JOB

SECJMB - Employment status in second job

- (1) Employee
- (2) Self-employed
- (3) Status not stated
- (4) Changed jobs
- (5) No second job
- (6) No answer to second job
- (7) Does not apply

FREQUENCY: Each quarter from Spring 92

COVERAGE: Applies to all persons in employment with an regular additional job.

NOTES: This variable should be used in preference to SECJOB for analysis of second jobs. Adding categories (1) to (3) gives the total number of people with second jobs.

This variable is derived from AGE, YTETMP, SCHEME, IRSCHM, WRKING, JBAWAY, SECJOB, Y2JOB, YTETJB & NSTAT2.

For the Winter 93 quarter when using this variable you should also filter on 'in employment' to get the correct total as some 'inactive' respondents were miscoded.

STAT2 - Employment status (second job)

- (1) Employee
- (2) Self-employed
- (3) Government scheme
- (4) Unpaid family worker

FREQUENCY: Each quarter from Spring 01

COVERAGE: Applies to all persons in employment who have a regular additional job.

NOTES: This variable is included on ONS datasets only.

NSTAT2 - Employment status in second job

- (1) Employee
- (2) Self-employed

FREQUENCY: Each quarter from Spring 92

COVERAGE: Applies to all persons in employment with a regular additional job (Y2JOB = 2 or YTETJB = 1).

NOTES: NSTAT2 is the same as STAT2, except it has been processed through the Census Matrix Edit which checks the respondents occupation and their employment status for inconsistencies. It is derived from STAT2 & OCOD2.

For the Winter 93 quarter when using this variable you should also filter on 'in employment' to get the correct total as some 'inactive' respondents were miscoded.

SUPVIS2 - Supervisory responsibility (second job)

- (1) Yes
- (2) No

FREQUENCY: Each quarter from Spring 01

COVERAGE: Applies to all employees who have an additional regular job (STAT2 = 1).

MANAG2 - Managerial duties second job

- (1) Manager
- (2) Foreman or supervisor
- (3) Not manager or supervisor

FREQUENCY: Each quarter from Spring 01

COVERAGE: Applies to all employees (STAT = 1) who have a regular additional job.

NOTES: If respondents have both managerial and supervisory duties then their main duty is recorded.

MPNES02 - Number of employees where worked second job

- (1) 1-10
- (2) 11-19
- (3) 20-24
- (4) Don't know but under 25
- (5) 25-49
- (6) 50-249
- (7) 250-499
- (8) Don't know but between 50 and 499
- (9) 500 or more

FREQUENCY: Each quarter from Spring 02

COVERAGE: Applies if STAT2 = 1 (employee)

NOTES: This variable replaces MPNES01. This variable records the total number of employees at the respondent's workplace, not just the number employed within the particular section/department he/she works in.

SOLO2 - Working alone or employees (second job)

- (1) Alone or with partner(s) but not employee
- (2) With employees

FREQUENCY: Each quarter from Spring 01

COVERAGE: Applies to all self-employed persons (STAT = 2) who have a regular additional job.

NOTES: Self-employed people who use only other self-employed people in the business they run (e.g. builders) are coded 1.

MPNSS02 - Number of people employed self second job

- (1) 1-10
- (2) 11-19
- (3) 20-24
- (4) Don't know but under 25
- (5) 25-49
- (6) 50-249
- (7) 250-499
- (8) Don't know but between 50 and 499
- (9) 500 or more

FREQUENCY: Each quarter from Spring 02

COVERAGE: Applies if SOLO2 = 2 (self-employed, with employees).

NOTES: This variable replaces MPNSS01. This variable records the total number of employees at the respondent's workplace, not just the number employed within the particular section/department he/she works in.

JOBTYP2 - Permanency second job

- (1) Permanent
- (2) Some way not permanent

FREQUENCY: Each quarter from Spring 01

COVERAGE: Applies to all persons who are (or were) employees or are employees as part of a New Deal scheme and if SECJOB = 1 (has second job) and Y2JOB = 2 (didn't change jobs during reference week).

NOTES: Permanency relates to the job itself rather than to the individual who does the job. Someone who is being made redundant, retiring, going on maternity leave, or taking up another job may not regard their job as permanent, but they are still coded as 1 (permanent job). Respondents who have short-term contracts are coded according to whether they consider their job to be of a permanent nature.

JOBTMP2 - How second job not permanent

- (1) Seasonal work
- (2) Fixed contract (period or task)
- (3) Agency temping
- (4) Casual work
- (5) Some other way not permanent

FREQUENCY: Each quarter from Spring 01

COVERAGE: Applies if second job is not permanent in some way (JOBTYP2 = 2).

NOTES: Those who regard their job as not permanent are asked to specify in what way it is not permanent. If, at this stage, the respondent volunteers an answer relating to his or her personal circumstances e.g. retired, the interviewer is asked to return to JOBTYP and stress the first clause again.

HOURS IN SECOND JOB

ACTHR2 - Actual hours in second job including overtime

- (0-96) Hours**
- (97) 97 or more hours**
- (99) Don't know or refusal**

FREQUENCY: Each quarter from Spring 92

COVERAGE: All persons in employment who have a regular additional job (Y2JOB = 2 or YTETJB = 1).

NOTES: This variable includes both paid and unpaid overtime.

HOME WORKERS – SECOND JOB

HOME2 - Whether working from home in additional job

- (1) In your home
- (2) In the same grounds or buildings as your home
- (3) In different place using home as a base
- (4) Or somewhere quite separate from home

FREQUENCY: Spring and Autumn quarters only from Spring 92 to Winter 96. Each quarter from Spring 97

COVERAGE: Applies to all persons in employment who have a regular additional job (Y2JOB = 2 or YTETJB = 1).

HOMED2(1-3) - Work at least one day at home in reference week

- (1) Own home
- (2) Same grounds or buildings
- (3) Different places using home as a base
- (4) Not worked at home during reference week

FREQUENCY: Spring and Autumn quarters only from Spring 97 to Autumn 99. Spring quarters only from Spring 2000

COVERAGE: Applies to all persons in paid employment who have a regular additional job (Y2JOB=2 or YTETJB=1).

TELQA2 - Whether respondent uses both a telephone and a computer to carry out work at home

- (1) Yes
- (2) No

FREQUENCY: Spring and Autumn quarters in 97. Spring quarters only from Spring 98

COVERAGE: Applies to all persons in employment with a regular additional job and work mainly from home in the additional job or use their home as a base (HOME2=1,3 OR HOMED2=1,3).

TELQB2 - Whether possible to work at home without using both telephone and computer

- (1) Yes
- (2) No

FREQUENCY: Spring and Autumn quarters in 1997. Spring quarters only from Spring 98

COVERAGE: Applies if TELQA2=1.

ATFRM2 - Who working for from home in additional job

- (1) **Family business**
- (2) **Outside firm or organisation**
- (3) **Own account**

FREQUENCY: Spring only in 92. Spring and Autumn quarters from Spring 93 to Autumn 99. Spring quarters only from Spring 2000

COVERAGE: Applies to all persons in employment with a regular additional job and work mainly from home in the additional job or uses their home as a base (HOME2 = 1,3 OR HOMED2 = 1,3).

SMEST2 - Type of work done from same grounds etc in additional job

- (1) **Own or rent a business**
- (2) **Have a living-in job**
- (3) **Accommodation provided by employer**

FREQUENCY: Spring only in 92. Spring and Autumn quarters from Spring 93 to Autumn 99. Spring quarters only from Spring 2000

COVERAGE: Applies to all persons in employment with a regular additional job and work mainly in the same grounds or buildings as their home in the additional job (HOME2 = 2 or HOMED2 = 2).

LOCATION OF SECOND JOB

REGWK2 - Region of workplace for second job

1992 only	1993 onwards
(1) Tyne & Wear	(1) Tyne & Wear
(2) Rest of Northern region	(2) Rest of Northern region
(3) South Yorkshire	(3) South Yorkshire
(4) West Yorkshire	(4) West Yorkshire
(5) Rest of Yorkshire & Humberside	(5) Rest of Yorkshire & Humberside
(6) East Midlands	(6) East Midlands
(7) East Anglia	(7) East Anglia
(8) Inner London	(8) Central London
(9) Outer London	(9) Inner London
(10) Rest of South East	(10) Not known if Central or Inner London
(11) South West	(11) Outer London
(12) West Midlands (met county)	(12) Rest of South East
(13) Rest of West Midlands	(13) South West
(14) Greater Manchester	(14) West Midlands (met county)
(15) Merseyside	(15) Rest of West Midlands
(16) Rest of North West	(16) Greater Manchester
(17) Wales	(17) Merseyside
(18) Strathclyde	(18) Rest of North West
(19) Rest of Scotland	(19) Wales
(20) Northern Ireland	(20) Strathclyde
(21) Workplace outside UK	(21) Rest of Scotland
	(22) Northern Ireland
	(23) Workplace outside UK

FREQUENCY: Spring and Autumn quarters only from Spring 92 to Autumn 96. Each quarter from Spring 97

COVERAGE: Applies to all persons in employment with a regular additional job.

NOTES: REGWK2 and REGWK2T have been combined from 1993 onwards. This variable is derived from NSTAT2, HOME2, INDSEC, URESMC, INDM92S, & LADWK2. From Spring 2000 LADWK2 is replaced by UALDWK2 in the derivation. Central London is defined by the Department of Transport as the area within the bounds of the main London British Rail train termini.

GORWK2 - Region of workplace for second job

- (1) Tyne & Wear
- (2) Rest of North East
- (3) Greater Manchester
- (4) Merseyside
- (5) Rest of North West
- (6) South Yorkshire
- (7) West Yorkshire
- (8) Rest of Yorkshire & Humberside
- (9) East Midlands
- (10) West Midlands (met county)
- (11) Rest of West Midlands
- (12) East of England
- (13) Central London
- (14) Inner London
- (15) Outer London
- (16) South East
- (17) South West
- (18) Wales
- (19) Strathclyde
- (20) Rest of Scotland
- (21) Northern Ireland
- (22) Workplace outside UK

FREQUENCY: Spring and Autumn quarters only from Autumn 93 to Autumn 97. Each quarter from Spring 98.

COVERAGE: Applies to all in employment.

NOTES: This variable is based on Government Office Regions. This variable is derived from NSTAT2, HOME2, GOVTOR, LADWK2, INDM92S. From Spring 2000 LADWK2 is replaced by UALDWK2 in the derivation. Central London is defined by the Department of Transport as the area within the bounds of the main London British Rail train termini.

SEEKING/NOT SEEKING WORK

REASON FOR SEEKING A REPLACEMENT/ADDITIONAL PAID JOB

DIFJOB - Whether looking for different or additional paid job or business

- (1) Yes
- (2) No

FREQUENCY: Each quarter from Spring 92

COVERAGE: Applies to all persons in employment excluding those on college schemes.

NOTES: Looking for a different or additional paid job or business may cover a wide range of activities, from looking through newspaper advertisements to actively writing to prospective employers and attending interviews. It represents something more than simply feeling dissatisfied with the present job but beyond the respondent deciding whether he or she was looking for work. Self-employed people may interpret 'looking for additional business' as trying to increase their present business. They are coded 1 only if they were looking for a different business last week, and not just for additional clients.

ADDJOB - Whether seeking replacement or additional job

- (1) A new job to replace your present (main) job
- (2) An additional job

FREQUENCY: Each quarter from Spring 92

COVERAGE: Applies to all persons in employment who were looking for an additional or different job or business in the reference week (DIFJOB = 1).

LOOKM(1-3) - Reasons for looking for different job

- (1) Present job may come to an end
- (2) Present job is to fill time before finding another job
- (3) Pay unsatisfactory in present job
- (4) Journey to work unsatisfactory in present job
- (5) Respondent wants to work longer hours than in present job
- (6) Respondent wants to work shorter hours than in present job
- (7) Other aspects of present job unsatisfactory
- (8) Other reasons

FREQUENCY: Each quarter from Spring 92

COVERAGE: Applies to all persons in employment, who were looking for a different job to replace their present main job.

NOTES: Respondents may give up to three responses. Prior to Spring 97 this variable was coded as LOOKM (0-2), but was renumbered from Spring 97.

In SuperCROSS an additional variable called LOOKMM is available. See note on page 2 for more information on SuperCROSS variables.

PREFHR - Preferred working hours in new job being looked for

- (1) Longer
- (2) Shorter
- (3) The same
- (4) Don't know, no preference

FREQUENCY: Each quarter from Spring 92 to Winter 92. Summer and Winter quarters from Summer 93 to Winter 95. Each quarter from Spring 96

COVERAGE: Applies to all persons in employment, who were looking for a different job to replace their present one and did not give longer/shorter hours as their reason for looking for another job (LOOKM ≠ 5 or 6).

LESPAY - Whether accept less pay for shorter hours in new job being sought

- (1) Would still prefer shorter hours
- (2) Would not prefer shorter hours
- (3) Don't know

FREQUENCY: Each quarter from Spring 92 to Winter 92. Summer and Winter quarters from Summer 93 (Summer only in 1998 & 1999). Each quarter from Spring 2000

COVERAGE: Applies to all persons in employment, who were looking for a different job with shorter hours to replace their present one (LOOKM = 6 or PREFHR = 2).

WHETHER LOOKING

LOOK4 - Whether looking for paid work in last four weeks

- (1) Yes
- (2) No

FREQUENCY: Each quarter from Spring 92

COVERAGE: Applies to all persons not in employment or unpaid family workers (EVERWK = 1 or 2 or OWNBUS = 1 or RELBUS = 1).

LKYT4 - Whether looking for a place on a Government scheme in last four weeks

- (1) Yes
- (2) No

FREQUENCY: Each quarter from Spring 92

COVERAGE: Applies to all persons not in employment or unpaid family workers aged between 16 and 59 not looking for work in the last four weeks (AGE = 16 - 59 and LOOK4 = 2).

EMPLOYMENT STATUS

TYEMPS - Type of employment sought

- (1) Self employment
- (2) Full-time employee
- (3) Part-time employee
- (4) Employee - no preference
- (5) Employee - time not stated
- (6) Full-time - no preference
- (7) Part-time - no preference
- (8) No preference - no preference
- (9) No preference - time not stated
- (10) Type of employment not stated
- (11) Looking for a place on a government scheme/being assessed by ET training agent

FREQUENCY: Each quarter from Spring 92

COVERAGE: Applies to all persons who are looking for employment.

NOTES: "Time not stated" refers to respondents who did not state whether they were seeking full or part time work. For analysis purposes codes '2, 4, 5, 6, 8 & 9' are usually treated as 'full-time' and codes '3 & 7' as part-time.

This variable is derived from AGE, WRKING, JBAWAY, DIFJOB, NEWDEAL, YTETMP, YTETJB, LKSELA, LKFTPA, LOOK4, LKYT4, WAIT, LKSELC & LKFTPC.

LKSELA - Whether looking for work as employee or self employed

- (1) As an employee
- (2) As self-employed
- (3) No preference

FREQUENCY: Each quarter from Spring 92

COVERAGE: Applies to all persons looking for paid work in the last four weeks (DIFJOB = 1 and JBAWAY ≠ 3 or LOOK4 = 1 and JBAWAY ≠ 3).

LKSELC - Will be starting work as an employee or self-employed

- (1) As an employee
- (2) As self-employed

FREQUENCY: Each quarter from Spring 92

COVERAGE: Applies to all persons who are waiting to take up a job they have already obtained.

LKFTPA - Whether looking for full or part time work

- (1) Full-time
- (2) Part-time
- (3) No preference

FREQUENCY: Each quarter from Spring 92

COVERAGE: Applies to all persons who were looking for work in the last four weeks as an employee or self employed (LKSELA = 1 or 3).

LKFTPC - Will be starting full or part time work

- (1) Full-time
- (2) Part-time

FREQUENCY: Each quarter from Spring 92

COVERAGE: Applies to all persons who were waiting to take up a job they have already obtained (LKSELC = 1).

AXPA - Whether would accept part time work

- (1) Yes
- (2) No

FREQUENCY: Each quarter from Spring 92 to Winter 97 (not Spring 93). Spring quarters only from Spring 98

COVERAGE: Applies to all persons that would like a full time job (LKFTPA = 1 or LKFTPB = 1 or LKFTPD = 1).

NOTES: Respondents are asked whether they would accept a part time job if they could not find a full time one. It differs from AXPB which asks a similar question of those who have already found a full time job.

AXPB - Whether would have accepted part time work

- (1) Yes
- (2) No

FREQUENCY: Each quarter from Spring 92 to Winter 97 (not Spring 93). Spring quarters only from Spring 96

COVERAGE: Applies to all persons that have found a full-time job (LKFTPC= 1).

NOTES: Respondents are asked whether they would have accepted a part time job if they had been unable to find a full time one. It differs from AXPA, which asks a similar question of those who are still looking for a full time job.

AXFA - Whether would accept full time work

- (1) Yes
(2) No

FREQUENCY: Each quarter from Spring 92 to Winter 97 (not Spring 93). Spring quarters only from Spring 98

COVERAGE: Applies to all persons that would like a part time job (LKFTPA = 2 or LKFTPB = 2 or LKFTPD = 2).

NOTES: Respondents are asked whether they would have accepted a full time job if they had been unable to find a part time one. It differs from AXFB, which asks a similar question of those who have already found a part time job.

AXFB - Whether would have accepted full time work

- (1) Yes
(2) No

FREQUENCY: Each quarter from Spring 92 to Winter 97 (not Spring 93). Spring quarters only from Spring 96

COVERAGE: Applies to all persons that have found a part-time job (LKFTPC = 2).

NOTES: Respondents are asked whether they would have accepted a full time job if they had been unable to find a part time one. It differs from AXFA, which asks a similar question of those who are still looking for a part time job.

UNDEREMPLOYMENT

UNDEMP - Whether would like to work longer hours, at current basic rate of pay, given the opportunity

- (1) Yes
- (2) No

FREQUENCY: Each quarter from Spring 96

COVERAGE: Applies if respondent is not looking for a different or additional job (DIFJOB=2).

UNDHRS - Number of extra hours would like to work

- (0-96) Hours of work
- (97) 97 or more

FREQUENCY: Each quarter from Spring 96

COVERAGE: Applies if respondent would like to work longer hours (UNDEMP = 1 OR LOOKM = 5 OR PREFHR = 1 OR ADDJOB = 2).

UNDY98(1-9) - Reasons for not looking for additional or different job with longer hours

- (1) Would like to work longer hours in existing job
- (2) Feel that there is no work available given qualifications and/or experience
- (3) Believe that no work is available nearby
- (4) Waiting for the results of examinations already taken
- (5) Waiting for the results of job application
- (6) Waiting for the outcome of measures to start up a business
- (7) Have health problems
- (8) Do not want to look for work immediately
- (9) Other reason

FREQUENCY: Each quarter from Spring 98

COVERAGE: Applies if respondent wants longer hours but is not looking for an additional job (UNDEMP = 1).

UNWYMN - Main reason for not looking for additional or different job with longer hours

- (1) Would like to work longer hours in existing job
- (2) Feel that there is no work available given qualifications and/or experience
- (3) Believe that no work is available nearby
- (4) Waiting for the results of examinations already taken
- (5) Waiting for the results of job application
- (6) Waiting for the outcome of measures to start up a business
- (7) Have health problems
- (8) Do not want to look for work immediately
- (9) Other reason

FREQUENCY: Each quarter from Spring 98

COVERAGE: Applies if respondent wants longer hours but not looking for an additional job (UNDEMP=1).

UNDST - Whether available to start working longer hours, or start a job with longer hours, within next two weeks

- (1) Yes
- (2) No

FREQUENCY: Each quarter from Spring 97

COVERAGE: Applies to all looking for a replacement job with longer hours, or who would work longer hours in their current job, given the opportunity (UNDEMP = 1).

UNDNST - Reason unable to start new job in two weeks

- (1) Must complete education or training
- (2) Cannot leave current job within two weeks
- (3) Looking after family home
- (4) Have health problems
- (5) Other reason

FREQUENCY: Each quarter from Spring 97

COVERAGE: Applies if respondent is unable to start new job in two weeks (UNDST=2).

UNDSKHR - Approached employer about working more hours

- (1) Yes
- (2) No

FREQUENCY: Each quarter from Spring 2000 to Winter 2000 (on ONS datasets only). Each quarter from Spring 01

COVERAGE: Applies to respondents who are employees and want to work longer hours.

UNDABL - Whether employer able to increase hours

- (1) Yes
- (2) No

FREQUENCY: Each quarter from Spring 98

COVERAGE: Applies to all employees who want longer hours but are not looking for an additional job (UNDEMP=1 and STAT=1).

EXTHRS - Main reason for not taking up extra hours with current employer

- (1) Must complete education or training
- (2) Looking after family / home
- (3) Health problems
- (4) Other reason
- (5) Don't know

FREQUENCY: Each quarter from Spring 99

COVERAGE: Applies to those whose employer is able to offer increased hours, and who would like to longer hours, given the opportunity.

EXTOTH - Other reasons for not taking up hour

Other reasons recorded

FREQUENCY: Spring quarters only from Spring 99

COVERAGE: Applies to those recording 'other reasons' at EXTHRS.

LESPAY2 - Whether prefer to work shorter hours than at present in current job

- (1) Yes
- (2) No

FREQUENCY: Each quarter from Spring 2000

COVERAGE: Applies if respondent is not looking for another job and doesn't want a job with more hours (DIFJOB=2 AND UNDEMP=2).

NOTES: This variable is included on ONS datasets only.

LESPAY3 - Whether would work shorter hours for less pay

- (1) Yes
- (2) No

FREQUENCY: Each quarter from Spring 2000

COVERAGE: Applies if respondent would work shorter hours for less pay (LESPAY2=1 OR 'Don't Know').

NOTES: This variable is included on ONS datasets only.

OVHRS - How many fewer hours would you like to work

- (97) 97 or more
- (99) Don't know / No answer

FREQUENCY: Each quarter from Spring 2000

COVERAGE: Applies if respondent would work shorter hours for less pay or would work shorter hours in current job for less pay (LESPAY=1 OR LESPAY3=1).

NOTES: This variable is included on ONS datasets only.

OVST - Could start new job working shorter hours in two weeks

- (1) Yes
- (2) No

FREQUENCY: Each quarter from Spring 2000

COVERAGE: Applies to respondents seeking different/additional employment and who prefer less hours.

NOTES: This variable is included on ONS datasets only.

OVNST - Main reason couldn't start in two weeks

- (1) Must complete education or training
- (2) Cannot leave your current job within two weeks
- (3) Are looking after your family/home
- (4) Have health problems
- (5) Other reasons

FREQUENCY: Each quarter from Spring 2000

COVERAGE: Applies if respondent could not start an additional/replacement job with shorter hours in two weeks (OVST2=2 or 'Don't Know').

NOTES: This variable is included on ONS datasets only.

OVSKHR - Approached employer about working fewer hours each week

- (1) Yes
- (2) No

FREQUENCY: Each quarter from Spring 2000

COVERAGE: Applies to all employees who would prefer to work shorter hours.

NOTES: This variable is included on ONS datasets only.

OVABL - Employer able to let you work shorter hours

- (1) Yes
- (2) No

FREQUENCY: Each quarter from Spring 2000

COVERAGE: Applies to all employees who would prefer to work shorter hours.

NOTES: This variable is included on ONS datasets only.

ILO UNEMPLOYMENT

WHEN LEFT LAST JOB

DURUN - Duration of unemployment

- (1) Less than 3 months
- (2) 3 months but less than 6 months
- (3) 6 months but less than 12 months
- (4) 1 year but less than 2 years
- (5) 2 years but less than 3 years
- (6) 3 years but less than 4 years
- (7) 4 years but less than 5 years
- (8) 5 years or more

FREQUENCY: Each quarter from Spring 92

COVERAGE: Applies to all persons who are unemployed.

NOTES: This variable shows the minimum of the length of time looking for work and the length of time since the respondent's last job.

It is derived from SCHM99, LKTIMA, LKTIMB, AGE, WRKING, JBAWAY, COUNTRY, TECLEC, YTETMP, YTETJB, NEWDEAL, RELBUS, OWNBUS, START, LOOK4, LKYT4, WAIT, & WNLEFT.

DURUN2 - Duration of unemployment

- (1) Less than 3 months
- (2) 3 months but less than 6 months
- (3) 6 months but less than 12 months
- (4) 12 months but less than 18 months
- (5) 18 months but less than 2 years
- (6) 2 years but less than 3 years
- (7) 3 years but less than 4 years
- (8) 4 years but less than 5 years
- (9) 5 years or more

FREQUENCY: Each quarter from Autumn 2000

COVERAGE: Applies to all persons who are unemployed.

NOTES: This variable was created to provide DfEE with a better monitor of the New Deal.

It shows the minimum of the length of time looking for work and the length of time since the respondent's last job.

It is derived from SCHM99, LKTIMA, LKTIMB, AGE, WRKING, JBAWAY, COUNTRY, TECLEC, YTETMP, YTETJB, NEWDEAL, RELBUS, OWNBUS, START, LOOK4, LKYT4, WAIT, & WNLEFT.

WNLEFT - When left last job

- (1) Less than 3 months
- (2) 3 months but less than 6 months
- (3) 6 months but less than 12 months
- (4) 1 year but less than 2 years
- (5) 2 years but less than 3 years
- (6) 3 years but less than 4 years
- (7) 4 years but less than 5 years
- (8) 5 years or more
- (9) Never had paid job

FREQUENCY: Each quarter from Summer 93

COVERAGE: Applies to persons who did no work in the reference week and were not away from any job or business but have worked in the past.

NOTES: This variable is derived from URESMC, REFWKY, REFWKM, AGE, WRKING, JBAWAY, SCHM99, TECLEC, NEWDEAL, OWNBUS, RELBUS, YTETMP, YTETJB, EVERWK, LEFTM & LEFTYR.

WNLEFT2 - When left last job

- (1) Less than 3 months
- (2) 3 months but less than 6 months
- (3) 6 months but less than 12 months
- (4) 12 months but less than 18 months
- (5) 18 months but less than 2 years
- (6) 2 years but less than 3 years
- (7) 3 years but less than 4 years
- (8) 4 years but less than 5 years
- (9) 5 years or more
- (10) Never had paid job

FREQUENCY: Each quarter from Autumn 2000

COVERAGE: Applies to persons who did no work in the reference week and were not away from any job or business but have worked in the past.

NOTES: This variable was created to provide DfEE with a better monitor of the New Deal.

This variable is derived from REFWKY, REFWKM, AGE, WRKING, JBAWAY, COUNTRY, SCHM99, TECLEC, NEWDEAL, OWNBUS, RELBUS, YTETMP, YTETJB, EVERWK, LEFTM & LEFTYR.

LEFTYR - Year left last job

Year in which left last job (last two digits)

FREQUENCY: Each quarter from Spring 92

COVERAGE: Applies to all persons who did no work in the reference week, and were not away from any job or business, but have had a paid job in the past (EVERWK =1).

LEFTM - Month left last job

- (1) **January**
- (2) **February**
- (3) **March**
- (4) **April**
- (5) **May**
- (6) **June**
- (7) **July**
- (8) **August**
- (9) **September**
- (10) **October**
- (11) **November**
- (12) **December**

FREQUENCY: Each quarter from Spring 92

COVERAGE: Applies to all persons who left their last job in the last eight years.

LEFTW - Whether left last job in reference week

- (1) **Yes**
- (2) **No**

FREQUENCY: Each quarter from Spring 92

COVERAGE: Applies to all persons who left their last job within the last month.

NOTES: The coverage of this variable implies that the respondent left their last job within the last four weeks.

OCCUPATION IN LAST JOB

SOCLAST - Occupation in last job

(100-999) Range of occupation codes

FREQUENCY: Each quarter from Spring 92 to Winter 2000. Each quarter from Spring 01 (on ONS datasets only)

COVERAGE: Applies to all persons who did no work in the reference week and were not away from any job or business but have worked in the past 8 years.

NOTES: This variable is derived from STAT, EVERWK & OCOD.

See Volume 5 (LFS Classifications) for a complete breakdown of occupation codes.

From Autumn 92 to Spring 99 inclusive, the row '304 Civil engineers' has been incorrectly labelled as '302 Civil engineers'.

SOC2KL - Occupation (last job)

(1111-9259) Range of occupation codes

FREQUENCY: Each quarter from Spring 01

COVERAGE: Persons who did no work in the reference week and were not away from any job or business but have worked in the past 8 years.

NOTES: This variable replaces SOCLAST and is derived from STAT, EVERWK and OCOD2KM.

See Volume 5 (LFS Classifications) for a complete breakdown of occupation codes.

The new SOC2000 variables were introduced into the Labour Force Survey in Spring 2001, because SOC90 became outdated. The extensive revisions to the Standard Occupational Classification (SOC) include a tighter definition of managerial occupations and moving many job titles between major groups to reflect the repositioning of certain jobs. New occupations have been introduced in the fields of computing, environment and conservation and customer service occupations. Most of the major groups have been re-named and all have a different composition in terms of job titles compared with their SOC90 counterparts. There is no exact correspondence between SOC90 and SOC2000 at any level.

SC2KLMJ - Major occupation group (last job)

- (1) Managers and Senior Officials**
- (2) Professional occupations**
- (3) Associate Professional and Technical**
- (4) Administrative and Secretarial**
- (5) Skilled Trades Occupations**
- (6) Personal Service Occupations**
- (7) Sales and Customer Service Occupations**
- (8) Process, Plant and Machine Operatives**
- (9) Elementary Occupations**

FREQUENCY: Each quarter from Spring 01

COVERAGE: Persons who did no work in the reference week and were not away from any job or business but have worked in the past 8 years.

NOTES: This variable replaces SOCMAJL and is derived from SOC2KL.

See Volume 5 (LFS Classifications) for a complete breakdown of occupation codes.

SC2KLMN - Minor occupation group (last job)

(111 – 999) Range of Occupation Codes

FREQUENCY: Each quarter from Spring 01

COVERAGE: Persons who did no work in the reference week and were not away from any job or business but have worked in the past 8 years.

NOTES: This variable replaces SOCMINL and is derived from SOC2KL.

See Volume 5 (LFS Classifications) for a complete breakdown of occupation codes.

INDUSTRY IN LAST JOB – CONVERSION VARIABLE

From Winter 93 the industrial coding classifications (SIC80) have been completely updated (SIC92). In order to maintain some continuity the variable SICLAST is available on Autumn 93 to convert SIC80 1 digit codes to SIC92 1 digit codes and the variable SIC80L is available from Winter 93 onwards to convert SIC92 1 digit codes to SIC80 1 digit codes.

SIC80L - To compare SIC92 codes to SIC80 codes

- | | |
|------|---|
| (1) | 0: Agriculture, Forestry & fishing |
| (2) | 1: Energy & water supply |
| (3) | 2: Minerals, ores, metals & chemicals |
| (4) | 3: Metal goods, Engineering & vehicles |
| (5) | 4: Other manufacturing industries |
| (6) | 5: Construction |
| (7) | 6: Distribution, hotel & catering, repairs |
| (8) | 7: Transport & communication |
| (9) | 8: Banking, financial & business services |
| (10) | 9: Other services |
| (11) | 00: Diplomatic, international |
| (12) | Workplace outside UK |

FREQUENCY: Each quarter from Winter 93

NOTES: This conversion variable gives reasonable comparisons, not exact conversions.

SIC80L is equivalent to INDIVL. See Volume 5 (LFS Classifications) for full industry breakdowns of both SIC80 & SIC92.

INDUSTRY IN LAST JOB – SIC92

INDM92L - Industry in last job

Winter 93	
(001-458)	Range of industry codes
(460)	No answer, NA
(461)	Workplace outside UK
Spring 94 to Summer 94	
(001-458)	Range of industry codes
(460)	No answer, NA
(461)	Workplace outside UK
(462)	Does not apply
Autumn 94 onwards	
(001-458)	Range of industry codes
(459)	Inadequate description, No reply
(461)	Workplace outside UK

FREQUENCY: Each quarter from Winter 93

COVERAGE: Applies to all persons who did no work in the reference week and were not away from any job or business but have worked in the past 8 years.

NOTES: This variable is derived from STAT, EVERWK & ICOD92. See Volume 5 (LFS Classifications) for full industry breakdowns of both SIC80 & SIC92.

INDS92L - Industry division in last job

Spring 94 to Summer 94	
(01-17)	Range of industry codes
(18)	NA, Inadequate description
(19)	Workplace outside UK
(20)	Does not apply
Winter 93, Autumn 94 onwards	
(01-17)	Range of industry codes
(18)	NA, Inadequate description
(19)	Workplace outside UK

FREQUENCY: Each quarter from Winter 93

COVERAGE: Applies to all persons who did no work in the reference week and were not away from any job or business but have worked in the past 8 years.

NOTES: This variable is derived from INDM92L. See Volume 5 (LFS Classifications) for full industry breakdowns of both SIC80 & SIC92.

INDD92L - Industry class in last job

Spring 94 to Summer 94

(01-60)	Range of industry codes
(61)	NA, Inadequate description
(62)	Workplace outside UK
(63)	Does not apply

Winter 93, Autumn 94 onwards

(01-60)	Range of industry codes
(61)	NA, Inadequate description
(62)	Workplace outside UK

FREQUENCY: Each quarter from Winter 93

COVERAGE: Applies to all persons who did no work in the reference week and were not away from any job or business but have worked in the past 8 years.

NOTES: This variable is derived from INDM92L. See Volume 5 (LFS Classifications) for full industry breakdowns of both SIC80 & SIC92.

INDG92L - Industry group in last job

Spring 94 to Summer 94

(001-207)	Range of industry codes
(208)	NA, Inadequate description
(209)	Workplace outside UK
(210)	Does not apply

Winter 93, Autumn 94 onwards

(001-207)	Range of industry codes
(208)	NA, Inadequate description
(209)	Workplace outside UK

FREQUENCY: Each quarter from Winter 93

COVERAGE: All persons who did no work in the reference week and were not away from any job or business but have worked in the past 8 years.

NOTES: This variable is derived from INDM92L. See Volume 5 (LFS Classifications) for full industry breakdowns of both SIC80 & SIC92.

EMPLOYMENT STATUS IN LAST JOB

NSTATL - Employment status in last job

- (1) Employee
- (2) Self employed
- (3) Government scheme
- (4) Unpaid family worker

FREQUENCY: Each quarter from Spring 92

COVERAGE: Applies to all persons who did no work in the reference week and were not away from any job or business but have worked in the past 8 years.

NOTES: This variable is derived from STAT, OCOD & EVERWK.

NSTATL is the same as STATL, except it has been processed through the Census Matrix Edit which checks the respondents occupation and their employment status for inconsistencies.

MAIN METHODS OF SEEKING WORK

LKWFWM - Main method of looking for work in the last four weeks

Spring 92 to Spring 94

- (1) Visit a Jobcentre/Jobmarket or Training and Employment Agency office
- (2) Visit a Jobclub
- (3) Have your name on the books of a private employment agency
- (4) Advertise for jobs in newspapers and journals
- (5) Answer advertisements in newspapers and journals
- (6) Study situations vacant in newspapers or journals
- (7) Apply directly to employers
- (8) Ask friends, relatives, colleagues or trade unions about jobs
- (9) Wait for the results of an application for a job
- (10) Look for premises or equipment
- (11) Seek any kind of permit
- (12) Try to get a loan or other financial backing for a job or business
- (13) Do anything else to find work
- (14) Not looked in last 4 weeks

Summer 94 onwards

- (1) Visit a Jobcentre/Jobmarket or Training and Employment Agency office
- (2) Visit a Careers office
- (3) Visit a Jobclub
- (4) Have your name on the books of a private employment agency
- (5) Advertise for jobs in newspapers and journals
- (6) Answer advertisements in newspapers and journals
- (7) Studying situations vacant in newspapers or journals
- (8) Apply directly to employers
- (9) Ask friends, relatives, colleagues or trade unions about jobs
- (10) Wait for the results of an application for a job
- (11) Look for premises or equipment
- (12) Seek any kind of permit
- (13) Try to get a loan or other financial backing for a job or business
- (14) Do anything else to find work
- (15) Not looked in last 4 weeks

FREQUENCY: Each quarter from Spring 92

COVERAGE: Applies to all persons who are looking for work or a place on a government scheme.

NOTES: This variable is derived from AGE, WRKING, JBAWAY, DIFJOB, SCHEME, YTETMP, YTETJB, IRSCHM, LOOK1, LKSELA, LKSELC, LOOK4, LKYT4 & METHM.

The category '(2) Visit a Careers office' was introduced in the Summer 94 quarter.

METHMP(01-11) - Method of looking for work (employees or Government scheme)

Spring 92 to Spring 94

- (1) Visit a Jobcentre/Jobmarket or Training and Employment Agency office
- (2) Visit a Jobclub
- (3) Have your name on the books of a private employment agency
- (4) Advertise for jobs in newspapers or journals
- (5) Answer advertisements in newspapers and journals
- (6) Study situations vacant in newspapers or journals
- (7) Apply directly to employers
- (8) Ask friends, relatives, colleagues or trade unions about jobs
- (9) Wait for the results of an application for a job
- (13) Do anything else to find work

Summer 94 onwards

- (1) Visit a Jobcentre/Jobmarket or Training and Employment Agency office
- (2) Visit a Careers office
- (3) Visit a Jobclub
- (4) Have your name on the books of a private employment agency
- (5) Advertise for jobs in newspapers or journals
- (6) Answer advertisements in newspapers and journals
- (7) Study situations vacant in newspapers or journals
- (8) Apply directly to employers
- (9) Ask friends, relatives, colleagues or trade unions about jobs
- (10) Wait for the results of an application for a job
- (14) Do anything else to find work

FREQUENCY: Each quarter from Spring 92

COVERAGE: Applies to all persons looking for work as an employee or for a place on a government scheme in the last four weeks (DIFJOB = 1 or LOOK1 =1 and LKSELA =1 or LKSELB = 1 or LKSELC =1 or LKSELD = 1 or LKYT4 =1).

NOTES: Respondents can give as many responses as there are categories, but these are not recorded in any order of priority; this is done in the variable MAINME.

As with LKWFWM the method of looking for work variables have been increased by one category '(2) Careers office' from Summer 94. This variable was called METHMP (0-9) from Spring 92 to Spring 94 and METHMP (00-10) from Summer 94 to Winter 96.

METHSE(1-6) - Method of looking for work (self employment)

Spring 92 to Spring 94

- (4) Advertise for jobs in newspapers or journals**
- (5) Answer advertisements in newspapers and journals**
- (10) Look for premises or equipment**
- (11) Seek any kind of permit**
- (12) Try to get a loan or other financial backing for a job or business**
- (13) Do anything else to find work**

Spring 97 onwards

- (5) Advertise for jobs in newspapers or journals**
- (6) Answer advertisements in newspapers and journals**
- (11) Look for premises or equipment**
- (12) Seek any kind of permit**
- (13) Try to get a loan or other financial backing for a job or business**
- (14) Do anything else to find work**

FREQUENCY: Each quarter from Spring 92

COVERAGE: Applies to all persons looking for self-employed work in the last four weeks (DIF JOB = 1 or LOOK1 = 1 and LKSELA = 2 or LKSELB = 2 or LKSELC = 2 or LKSELD = 2).

NOTES: Respondents can give as many responses as there are categories, but these are not recorded in any order of priority; this is done in the variable MAINMS.

From Spring 92 to Winter 96 this variable was called METHSE(0-5).

METHAL(01-14) - Method of looking for work (no preference)**Spring 92 to Spring 94**

- (1) Visit a Jobcentre
- (2) Visit a Jobclub
- (3) Have your name on the books of a private employment agency
- (4) Advertise for jobs in newspapers or journals
- (5) Answer advertisements in newspapers and journals
- (6) Study situations vacant in newspapers or journals
- (7) Apply directly to employers
- (8) Ask friends, relatives, colleagues or trade unions about jobs
- (9) Wait for the results of an application for a job
- (10) Look for premises or equipment
- (11) Seek any kind of permit
- (12) Try to get a loan or other financial backing for a job or business
- (13) Do anything else to find work

Summer 94 onwards

- (1) Visit a Jobcentre
- (2) Visit a Careers office
- (3) Visit a Jobclub
- (4) Have your name on the books of a private employment agency
- (5) Advertise for jobs in newspapers or journals
- (6) Answer advertisements in newspapers and journals
- (7) Study situations vacant in newspapers or journals
- (8) Apply directly to employers
- (9) Ask friends, relatives, colleagues or trade unions about jobs
- (10) Wait for the results of an application for a job
- (11) Look for premises or equipment
- (12) Seek any kind of permit
- (13) Try to get a loan or other financial backing for a job or business
- (14) Do anything else to find work

FREQUENCY: Each quarter from Spring 92

COVERAGE: Applies to all persons looking for work as an employee or self-employed in the last four weeks (DIFJOB = 1 or LOOK1 = 1 and LKSELA = 3 or LKSELB = 3 or LKSELD = 3).

NOTES: Respondents can give as many responses as there are categories, but these are not recorded in any order of priority; this is done in the variable MAINMA.

As with LKWFWM the method of looking for work variables have been increased by one category '(2) Careers office' from Summer 94. This variable was called METHAL(00-12) from Spring 92 to Spring 94 and METHAL (00-13) from Summer 94 to Winter 96.

MAINME - Method of looking for work (employees or Government scheme)

Spring 92 to Spring 94

- (1) Visit a Jobcentre/Jobmarket or Training and Employment Agency office
- (2) Visit a Jobclub
- (3) Have your name on the books of a private employment agency
- (4) Advertise for jobs in newspapers or journals
- (5) Answer advertisements in newspapers and journals
- (6) Study situations vacant in newspapers or journals
- (7) Apply directly to employers
- (8) Ask friends, relatives, colleagues or trade unions about jobs
- (9) Wait for the results of an application for a job
- (13) Do anything else to find work

Summer 94 onwards

- (1) Visit a Jobcentre/Jobmarket or Training and Employment Agency office
- (2) Visit a Careers office
- (3) Visit a Jobclub
- (4) Have your name on the books of a private employment agency
- (5) Advertise for jobs in newspapers or journals
- (6) Answer advertisements in newspapers and journals
- (7) Study situations vacant in newspapers or journals
- (8) Apply directly to employers
- (9) Ask friends, relatives, colleagues or trade unions about jobs
- (10) Wait for the results of an application for a job
- (14) Do anything else to find work

FREQUENCY: Each quarter from Spring 92

COVERAGE: Applies to all persons looking for work as an employee or for a place on a government scheme in the last four weeks (DIFJOB = 1 or LOOK1 =1 and LKSELA =1 or LKSELB = 1 or LKSELC =1 or LKSELD = 1 or LKYT4 =1).

NOTES: As with LKWFWM all the method of looking for work variables have been increased by one category '(2) Careers office' from Summer 94.

This variable codes the main methods from the responses given in METHMP.

MAINMS - Method of looking for work (self employment)

Spring 92 to Spring 94

- (4) Advertise for jobs in newspapers or journals**
- (5) Answer advertisements in newspapers and journals**
- (10) Look for premises or equipment**
- (11) Seek any kind of permit**
- (12) Try to get a loan or other financial backing for a job or business**
- (13) Do anything else to find work**

Summer 94 onwards

- (5) Advertise for jobs in newspapers or journals**
- (6) Answer advertisements in newspapers and journals**
- (11) Look for premises or equipment**
- (12) Seek any kind of permit**
- (13) Try to get a loan or other financial backing for a job or business**
- (14) Do anything else to find work**

FREQUENCY: Each quarter from Spring 92

COVERAGE: Applies to all persons looking for self-employed work in the last four weeks (DIFJOB = 1 or LOOK1 = 1 and LKSELA = 2 or LKSELB = 2 or LKSELC = 2 or LKSELD = 2).

NOTES: As with LKWFWM all the method of looking for work variables have been increased by one category '(2) Careers office' from Summer 94.

This variable codes the main methods from the responses given in METHSE.

MAINMA - Method of looking for work (no preference)**Spring 92 to Spring 94**

- (1) Visit a Jobcentre
- (2) Visit a Jobclub
- (3) Have your name on the books of a private employment agency
- (4) Advertise for jobs in newspapers or journals
- (5) Answer advertisements in newspapers and journals
- (6) Study situations vacant in newspapers or journals
- (7) Apply directly to employers
- (8) Ask friends, relatives, colleagues or trade unions about jobs
- (9) Wait for the results of an application for a job
- (10) Look for premises or equipment
- (11) Seek any kind of permit
- (12) Try to get a loan or other financial backing for a job or business
- (13) Do anything else to find work

Summer 94 onwards

- (1) Visit a Jobcentre
- (2) Visit a Careers office
- (3) Visit a Jobclub
- (4) Have your name on the books of a private employment agency
- (5) Advertise for jobs in newspapers or journals
- (6) Answer advertisements in newspapers and journals
- (7) Study situations vacant in newspapers or journals
- (8) Apply directly to employers
- (9) Ask friends, relatives, colleagues or trade unions about jobs
- (10) Wait for the results of an application for a job
- (11) Look for premises or equipment
- (12) Seek any kind of permit
- (13) Try to get a loan or other financial backing for a job or business
- (14) Do anything else to find work

FREQUENCY: Each quarter from Spring 92

COVERAGE: Applies to all persons looking for work as an employee or self-employed in the last four weeks (DIFJOB = 1 or LOOK1 = 1 and LKSELA = 3 or LKSELB = 3 or LKSELD = 3).

NOTES: As with LKWFWM all the method of looking for work variables have been increased by one category '(2) Careers office' from Summer 94.

This variable codes the main responses given in METHAL.

METHM - Main method of looking for work

Spring 92 to Spring 94

- (1) Visit a Jobcentre**
- (2) Visit a Jobclub**
- (3) Have your name on the books of a private employment agency**
- (4) Advertise for jobs in newspapers or journals**
- (5) Answer advertisements in newspapers and journals**
- (6) Study situations vacant in newspapers or journals**
- (7) Apply directly to employers**
- (8) Ask friends, relatives, colleagues or trade unions about jobs**
- (9) Wait for the results of an application for a job**
- (10) Look for premises or equipment**
- (11) Seek any kind of permit**
- (12) Try to get a loan or other financial backing for a job or business**
- (13) Do anything else to find work**

Summer 94 onwards

- (1) Visit a Jobcentre**
- (2) Visit a Careers office**
- (3) Visit a Jobclub**
- (4) Have your name on the books of a private employment agency**
- (5) Advertise for jobs in newspapers or journals**
- (6) Answer advertisements in newspapers and journals**
- (7) Study situations vacant in newspapers or journals**
- (8) Apply directly to employers**
- (9) Ask friends, relatives, colleagues or trade unions about jobs**
- (10) Wait for the results of an application for a job**
- (11) Look for premises or equipment**
- (12) Seek any kind of permit**
- (13) Try to get a loan or other financial backing for a job or business**
- (14) Do anything else to find work**

FREQUENCY: Each quarter from Spring 92

COVERAGE: Applies to all persons who are looking for work or a place on a government scheme in the last four weeks. For detailed coverage see MAINME, MAINMS, MAINMS.

NOTES: This variable combines the responses of MAINME, MAINMS, MAINMA to give one variable for the main method of seeking work.

AVAILABILITY TO START WORK

WAIT - Whether waiting to take up job

- (1) Yes
- (2) No

FREQUENCY: Each quarter from Spring 92

COVERAGE: Applies to all persons not in employment and not looking for work or a place on a government scheme in the last 4 weeks (LKYT4 = 2 or LOOK4 = 2 or AGE = 60 – 70 and SEX = 1 or AGE = 60 – 65 and SEX = 2).

NOTES: This question identifies people who, although not looking for work, were waiting to take up a job already obtained. These people are classed as unemployed on the ILO definition if available to start work within 2 weeks. This variable also covers people up to 5 years above retirement age.

JOBSEG - Whether will be starting new job

- (1) Within three months
- (2) Later than three months

FREQUENCY: Each quarter from Spring 01

COVERAGE: Applies if respondent is waiting to take up a job already obtained (WAIT=1).

NOTES: This variable is included on ONS datasets only.

Identifies when a person is due to begin their new job.

LIKEWK - Whether would like work

- (1) Yes
- (2) No

FREQUENCY: Each quarter from Spring 92

COVERAGE: Applies to all persons not in employment, not looking for work or a place on a government scheme in the last 4 weeks and not waiting to start work (WAIT = 2).

NOLOOK - Reason not looking for work

- (1) **Waiting for the results of an application for a job or being assessed by an ET training agent**
- (2) **Student**
- (3) **Looking after the family/home**
- (4) **Temporarily sick or injured**
- (5) **Long-term sick or disabled**
- (6) **Believes no jobs available**
- (7) **Not yet started looking**
- (8) **Any other reason**

FREQUENCY: Each quarter from Spring 92

COVERAGE: Applies to all persons not in employment, not looking for work or a place on a government scheme in the last four weeks and not waiting to start work, but who would like a regular full/part-time job (LIKEWK = 1).

NOTES: The label ' (7) not yet started looking' was listed as 'not yet started work' in 1992.

NOLOKF - Not looking for work because of looking after family/home details

- (1) **Caring for 1 or more children below school age**
- (2) **Caring for 1 or more other children**
- (3) **Caring for dependant adult relative**
- (4) **Some other reason**

FREQUENCY: Autumn quarters only from Autumn 92

COVERAGE: Applies to persons aged 16-59 not in employment, not looking for a place on a government scheme in the last 4 weeks and not waiting to start work, and persons aged 60-64/69 not in employment, not seeking paid work, who said they were not looking for a full/part-time job because they were looking after the family/home (NOLOOK = 3).

NOWANT - Reason not looking for work

- (1) **Waiting for the results of an application for a job or being assessed by an ET training agent**
- (2) **Student**
- (3) **Looking after the family/home**
- (4) **Temporarily sick or injured**
- (5) **Long-term sick or disabled**
- (6) **Doesn't need work**
- (7) **Retired from paid work**
- (8) **Any other reason**

FREQUENCY: Each quarter from Spring 92

COVERAGE: Applies to persons aged 16-59 not in employment, not looking for a place on a government scheme in the last 4 weeks and not waiting to start work,, and persons aged 60-64/69 not in employment, not seeking paid work, who said they did not want a full/part-time job (LIKEWK = 2).

NOTES: If the respondent has more than one reason then the main one is recorded.

NOWNTF - Not wanting work because of looking after family/home details

- (1) Caring for 1 or more children below school age
- (2) Caring for 1 or more other children
- (3) Caring for dependent adult relative
- (4) Some other reason

FREQUENCY: Autumn quarters only from Autumn 92

COVERAGE: Applies if respondent is not looking for work because they are looking after family/home (NOWANT = 3).

START - Whether could start work within the next two weeks

- (1) Yes
- (2) No

FREQUENCY: Each quarter from Spring 92

COVERAGE: Applies to all persons who were looking for work or a place on a government scheme in the last 4 weeks and all persons who want work but have not been looking for work in the last 4 weeks (LOOK1 = 1 or LKYT4 = 1 or LIKEWK = 1 or JBAWAY = 3 or WAIT = 1 or DIFJOB = 1).

YSTART - Reason why could not start work within two weeks

- (1) Must complete education
- (2) Cannot leave present job within 2 weeks
- (3) Looking after the family/home
- (4) Temporarily sick/injured
- (5) Long-term sick/injured
- (6) Other reason

FREQUENCY: Each quarter from Spring 92

COVERAGE: Applies to all persons who are looking for work or a place on a government scheme in the last 4 weeks and all persons who want work, but have not been looking for work in the last 4 weeks, who could not start work within 2 weeks (START = 2).

NOTES: This variable only includes people in employment and inactive people. Due to a change in the routing from 1993 onwards the variable DIFJOB should be filtered on 'not = 1' to achieve continuity with 1992 data.

YSTRTF - Cannot start work within two weeks because of looking after family/home details

- (1) Caring for 1 or more children below school age
- (2) Caring for 1 or more other children
- (3) Caring for dependent adult relative
- (4) Some other reason

FREQUENCY: Autumn quarters only from Autumn 92

COVERAGE: Applies to all persons who are looking for work or a place on a government scheme in the last 4 weeks and all persons who want work, but have not been looking for work in the last 4 weeks, who could not start work within 2 weeks because they were looking after the family/home (YSTART = 3).

NOTES: Carers are defined in terms of NOLOKF, NOWNTF and YSTRTF.

DETAILS OF JOB SEARCH

LKTIMA - How long looking for work

- (1) Not yet started
- (2) Less than 1 month
- (3) 1 month but less than 3 months
- (4) 3 months but less than 6 months
- (5) 6 months but less than 12 months
- (6) 12 months but less than 18 months
- (7) 18 months but less than 2 years
- (8) 2 years but less than 3 years
- (9) 3 years but less than 4 years
- (10) 4 years but less than 5 years
- (11) 5 years or more

FREQUENCY: Each quarter from Spring 92

COVERAGE: Applies to all persons looking for paid work or, a place on a government scheme in the last 4 weeks but not waiting to take up a new job/business already obtained (DIFJOB = 1 or LOOK1 = 1 or LKYT4 = 1 and JBAWAY ≠ 3).

LKTIMB - How long looking for work

- (1) Not yet started
- (2) Less than 1 month
- (3) 1 month but less than 3 months
- (4) 3 months but less than 6 months
- (5) 6 months but less than 12 months
- (6) 12 months but less than 18 months
- (7) 18 months but less than 2 years
- (8) 2 years but less than 3 years
- (9) 3 years but less than 4 years
- (10) 4 years but less than 5 years
- (11) 5 years or more

FREQUENCY: Each quarter from Spring 92

COVERAGE: Applies to all persons waiting to take up a new job/business already obtained (WAIT = 1 or JBAWAY = 3).

NOTES: This question relates to how long the respondent was looking for paid work before getting a job/business.

BEFOR - Activity before starting to look for work

- (1) Working
- (2) In full-time education or training on a government scheme
- (3) Looking after the family/ home
- (4) Doing something else

FREQUENCY: Each quarter from Spring 92 to Winter 98. Autumn quarter only in 99. Each quarter from Spring 2000

COVERAGE: Applies to all persons looking for work in the last four weeks and all persons waiting to take up a new job/business already obtained (LKTIMA = 2 to 11 or LKTIMB = 2 to 11 and JBAWAY = 2 or 3 or YTETMP=3 or 5 or SCHEME=3).

BEFORF - Family/home commitments before looking for work

- (1) Caring for 1 or more children below school age
- (2) Caring for 1 or more other children
- (3) Caring for dependent adult relative
- (4) Some other reason

FREQUENCY: Autumn quarters only from Autumn 92 to Autumn 99. Each quarter from Spring 2000

COVERAGE: Applies to all persons looking for work in the last four weeks and all persons waiting to take up a new job/business already obtained who were looking after family/home before looking for work (BEFOR = 3).

BENEFIT ENTITLEMENT

Introduction to benefits questions

The questions contained within the Benefits Section are up-dated regularly to reflect any new benefits that have been introduced. It is felt that any discontinuity resultant from any changes to questions is more than compensated for by the increased depth and accuracy of the data now provided.

Comparison between the data collected by the LFS and administrative data collected by other Government departments shows that the LFS consistently undercounts benefit claimants.

BENFTS - Whether claiming any State Benefits (incl. State Pension, Allowances or National Insurance Credits)

- (1) Yes
- (2) No

FREQUENCY: Each quarter from Spring 98

COVERAGE: Applies if respondent did paid or unpaid work or is aged between 16 and 69 (AGE = 16-69 or JBAWAY = 1 or OWNBUS = 1 or RELBUS = 1).

NOTES: From 2001, those receiving Child Benefit are included.

TPBEN03(1-9) - Type of benefit claimed

- (1) Unemployment related benefits, NI credits
- (2) Income support (not as unemployed person)
- (3) Sickness or disability (excluding tax credits)
- (4) State pension
- (5) Family related benefits (excluding child benefit & tax credits)
- (6) Child benefit
- (7) Housing or Council tax benefits
- (8) Tax credits
- (9) Other

FREQUENCY: Each quarter from Spring 03

COVERAGE: Applies if respondent is claiming benefits (BENFTS = 1).

NOTES: This variable was previously called TPBEN01 but was changed in Spring 2003 to accommodate changes in benefits. Disabled Persons Tax Credit, Working Families Tax Credit and Children's Tax Credit are now included under the new category 'Tax credits' (option 8). From April 2003, these three tax credits will be replaced by two new ones (Working Tax Credit and Child Tax Credit).

In SuperCROSS an additional variable called TPBEN03M is available. See note on page 2 for more information on SuperCROSS variables.

TPBN01(1-8) - Type of benefit or Tax Credit claimed

- (1) Unemployment related benefits, NI credit
- (2) Income Support (not as unemployed)
- (3) Sickness or disability
- (4) State pension
- (5) Family related benefits or Tax Credit
- (6) Child benefit
- (7) Housing or Council Tax benefit
- (8) Other

FREQUENCY: Each quarter from Spring 01 to Winter 02

COVERAGE: Applies to all respondents receiving State Benefits or Tax Credits (BENFTS = 1).

NOTES: The wording of this variable was changed in Spring 2001 to accommodate changes in benefits. Working Families Tax Credit (WFTC) replaces Family Credit, and Disabled Person's Tax Credit (DPTC) replaces Disability Working Allowance. The Inland Revenue is now responsible for administering these schemes.

UNEMBN(1-2) - Type of unemployment related benefit claiming

- (1) Job Seeker's Allowance
- (2) National Insurance Credits

FREQUENCY: Each quarter from Spring 98

COVERAGE: From Spring 98 to Winter 2000: Applies if TYPBEN = 1.

From Spring 01 to Winter 02: Applies if TPBN01 = 1 (Unemployment Benefits, or National Insurance Credits).

From Spring 03: Applies if respondent is claiming unemployment-related benefits or national insurance credits (TPBEN03=1).

JSATYP - Type of Job Seeker's Allowance

- (1) Contributory JSA
- (2) Income based JSA
- (3) Both
- (4) Don't know

FREQUENCY: Each quarter from Autumn 96

COVERAGE: Applies to all persons claiming job seeker's allowance.

From Autumn 96 to Winter 97: Applies if UNBENA = 1 or UNBENB = 1.

From Spring 98: Applies if UNEMBN = 1.

NOTES: JSATYP replaced INCSUP from 7 October 1996.

JSADUR - Length of time claiming Job Seekers Allowance and/or NI Credits

- (1) Less than 1 month
- (2) 1 month but less than 3 months
- (3) 3 months but less than 6 months
- (4) 6 months but less than 12 months
- (5) 12 months but less than 18 months
- (6) 18 months but less than 2 years
- (7) 2 years but less than 3 years
- (8) 3 years but less than 4 years
- (9) 4 years but less than 5 years
- (10) 5 years or more

FREQUENCY: Each quarter from Spring 98

COVERAGE: Applies to all persons claiming Job Seekers Allowance.

From Spring 98 to Winter 2000: Applies if TYPBEN = 1.

From Spring 01 to Winter 02: Applies if TPBN01 = 1 (Unemployment Benefits, or National Insurance Credits).

From Spring 03: Applies if respondent is claiming Unemployment Benefits or National Insurance Credits (TPBEN03=1).

CLAIMS - Whether claiming unemployment related benefits

- (1) Claiming contributory JSA
- (2) Claiming income based JSA
- (3) Claiming both contributory and income based JSA
- (4) JSA type not stated
- (5) Claiming National Insurance credits
- (6) Not claiming unemployment related benefits

FREQUENCY: Each quarter from Spring 98

COVERAGE: Applies to all people aged 16 and over.

NOTES: This variable is derived from AGE, WRKING, JBAYWAY, OWNBUS, RELBUS, BENFTS, TYPBEN, TPBEN03, UNEMBN, JSATYP.

INCSUP - Whether claiming income support in reference week

Spring 92 to Autumn 96

- (1) Yes
- (2) No

Spring 98 onwards

- (1) Sick Person
- (2) Pensioner
- (3) Lone Parent
- (4) Any other form of Income Support

FREQUENCY: Each quarter from Spring 92 to Autumn 96. Each quarter from Spring 98 (See notes below).

COVERAGE: From Spring 92 to Winter 97: Applies to all persons aged 16-59 who attended an unemployment benefit office in the last four months but did not claim Unemployment Benefit in the reference week (UNBENA = 2 or UNBENB =2 and AGE = 16-59).

From Spring 98 to Winter 2000: Applies to all persons aged 16-69, who are in employment (TYPBEN=2).

From Spring 01 to Winter 02: Applies if TPBN01 = 2 (Income support).

From Spring 03: Applies if respondent is claiming income support (not as an unemployed person) (TPBEN03=2).

NOTES: This question identifies people who are registered as ILO unemployed and are claiming Income Support but not Unemployment Benefit. This variable should not be used on its own or with UNBENA or NICRED to identify individual benefits. All these variables are used to give a total number of claimants from the series of questions; see CLAIM. INCSUP is not asked after 7 October 1996 when it was replaced by JSATYP, however, from Spring 98 the categories in INCSUP changed and only applies to people who are receiving Income Support not as an unemployed person.

SKDSBN3(1-7) - Type of sickness or disability benefit claimed

- (1) Incapacity Benefit
- (2) Severe Disablement Allowance
- (4) Statutory Sick Pay
- (5) Invalid Care Allowance
- (7) Disability Living Allowance
- (8) Attendance Allowance
- (9) Industrial Injuries Disablement Allowance

FREQUENCY: Each quarter from Spring 03

COVERAGE: Applies if respondent is claiming sickness or disability benefit (TPBEN03 = 3).

NOTES: This variable replaces SKDSBN(1-7), however options 3 and 6 are no longer valid.

In SuperCROSS an additional variable called SKDSBN3M is available. See note on page 2 for more information on SuperCROSS variables.

SKDSBN(1-7) - Type of sickness or disability benefit received

- (1) Incapacity Benefit
- (2) Severe Disablement Allowance
- (3) Mobility Allowance
- (4) Statutory Sick Pay
- (5) Invalid Care Allowance
- (6) Disability Working Allowance/Disabled Person's Tax Credit
- (7) Disability Living Allowance
- (8) Attendance Allowance
- (9) Industrial Injury Disablement Benefit

FREQUENCY: Each quarter from Spring 98 to Winter 02.

COVERAGE: From Spring 98 to Winter 2000: Applies if TYPBEN = 3 (receiving sickness or disability benefit).

From Spring 01 to Winter 02: Applies if TPBN01 = 3.

NOTES: Disabled Person's Tax Credit added to category (6) from Spring 2000.

PENBEN3(1-3) - Type of state pension claimed

- (1) Retirement or Old Age Pension
- (2) Widowed Parent's Allowance
- (3) Bereavement Allowance or Widow's Pension
- (4) War Disablement Pension or War Widow's Pension (including any related allowances)

FREQUENCY: Each quarter from Spring 03

COVERAGE: Applies if respondent is claiming state pension (TPBEN03 = 4).

NOTES: This variable replaces PENBEN(1-3). This question was changed to incorporate new State Pensions.

In SuperCROSS an additional variable called PENBEN3M is available. See note on page 2 for more information on SuperCROSS variables.

PENBEN(1-3) - Whether receiving state retirement pension

- (1) Retirement or Old Person's Pension
- (2) Widow's Pension or Widowed Mother's Pension
- (3) War Disablement Pension or War Widow's Pension (including any related allowances)

FREQUENCY: Each quarter from Spring 98 to Winter 02.

COVERAGE: From Spring 98 to Winter 2000: Applies if TYPBEN = 4 (receiving state pension).

From Spring 01 to Winter 02: Applies if TPBN01 = 4.

FAMILY03(1-3) - Type of family related benefit claimed

- (1) Guardian's Allowance
- (4) Maternity Allowance
- (5) Statutory Maternity Pay

FREQUENCY: Each quarter from Spring 03

COVERAGE: Applies if respondent is claiming family related benefits (TPBEN03 = 5).

NOTES: This variable replaces FAMILY(1-4).

In SuperCROSS an additional variable called FAMILYM is available. See note on page 2 for more information on SuperCROSS variables.

FAMILY(1-4) - Type of family related benefit received

- (1) Guardian's Allowance
- (2) Family Credit/Working Family's Tax Credit
- (3) Maternity Allowance
- (4) Statutory Maternity Pay

FREQUENCY: Each quarter from Spring 98 to Winter 02.

COVERAGE: From Spring 98 to Winter 2000: Applies if TYPBEN = 5 (receiving family related benefits).

From Spring 01 to Winter 02: Applies if TPBN01 = 5.

NOTES: Working Family's Tax Credit added to category (2) from Spring 2000.

HSNGGB(1-2) - Whether receiving Housing Benefit or Council Tax Benefit (GB)

- (1) Housing Benefit
- (2) Council Tax Benefit

FREQUENCY: Each quarter from Spring 98

COVERAGE: From Spring 98 to Winter 2000: Applies if TYPBEN = 6.

From Spring 01 to Winter 02: Applies if TPBN01 = 7 (Housing or Council Tax benefit).

From Spring 03: Applies if respondent is claiming housing or council tax benefit (TPBEN03=7).

HSNGNI(1-2) - Whether receiving rent or rate rebate (NI)

- (1) Rent rebate
- (2) Rate rebate

FREQUENCY: Each quarter from Spring 98

COVERAGE: From Spring 98 to Winter 2000: Applies if TYPBEN = 6.

From Spring 01 to Winter 02: Applies if TPBN01 = 7 (Housing or Council Tax benefit).

From Spring 03: Applies if respondent is claiming housing or council tax benefit (TPBEN03=7).

NTAXCRD(1-4) - Tax credit payments

- (1) Working Families' Tax Credit
- (2) Disabled Person's Tax Credit
- (3) Children's Tax Credit
- (4) Working Tax Credit
- (5) Child Tax Credit
- (6) None of these

FREQUENCY: Each quarter from Spring 03

COVERAGE: Applies if respondent is working or child tax credit is not recorded elsewhere and claiming benefits (BENFTS =1).

NOTES: This variable is included on ONS datasets only.

In SuperCROSS an additional variable called NTAXCRDM is available. See note on page 2 for more information on SuperCROSS variables.

The introduction of new tax credits on 6th April 2003 means that the structure for asking about tax credits will be different for the Spring 03 quarter. Up until 6th April 2003, options 1, 2, 3 and 6 will be displayed. These three tax credits will become obsolete after this date and will be replaced by Working Tax Credit and Child Tax Credit (options 4 and 5). However, up until 30th April 2003, some people might still be receiving Disabled Person's Tax Credit and Working Tax Credit and therefore until the end of April 2003, options 1, 2, 4, 5 and 6 will be displayed. From May 2003, only options 4, 5 and 6 will be displayed.

HOWTAX - How tax credit paid

- (1) In wages or pay packet
- (2) Order book (cashed at Post Office)
- (3) Giro cheque
- (4) Direct to bank or building society account
- (5) Other

FREQUENCY: Each quarter from Autumn 01 to Winter 02.

COVERAGE: Applies to all persons in receipt of Working Families Tax Credit (TAXCRED = 1 or FAMILY01 = 2) or Disabled Persons Tax Credit (TAXCRED = 2 or SKDSBN = 6).

NOTES: Respondents are formally written to by the Inland Revenue explaining their Tax Credit entitlement and the method of payment. As a result respondents should be aware of any combined or single method of payment.

CCTC - Child care tax credit

- (1) Yes
- (2) No

FREQUENCY: Each quarter from Autumn 01

COVERAGE: From Autumn 01 to Winter 02: Applies to all persons in receipt of Working Families Tax Credit (TAXCRED = 1 or FAMILY01 = 2) or Disabled Persons Tax Credit (TAXCRED = 2 or SKDSBN = 6).

From Spring 03: Applies if in receipt of working tax credit (or working families tax credit, or disabled persons tax credit if within relevant time period) (NTAXCRD=4 OR NTAXCRD=1,2 AND BEFORE 30/04/03).

NOTES: Child Care Tax Credit can form either part of Disabled Persons Tax Credit or Working Families Tax Credit. Child Care Tax Credit is a supplementary payment to help with child care costs, and should not be confused with Children's Tax Credit which is entirely different.

NTCORGN(1-5) - Benefit received before current tax credit

- (1) Working Families' Tax Credit
- (2) Disabled Person's Tax Credit
- (3) Children's Tax Credit
- (4) Income Support
- (5) Jobseeker's Allowance (income based)
- (6) None of these

FREQUENCY: Each quarter from Spring 03

COVERAGE: Applies if respondent is receiving Working Tax Credit or Child Tax Credit and not mentioned the particular tax or benefit elsewhere (NTAXCRD = 4, 5 and (NTAXCRD ≠ 1, 2 or 3 or TPBEN03 ≠ 2 or UNEMBN ≠ 1)).

NOTES: This variable is included on ONS datasets only.

In SuperCROSS an additional variable called NTCORGNM is available. See note on page 2 for more information on SuperCROSS variables.

This question will only be displayed after the introduction of the new credits i.e. from April 2003, and will only be asked of those who indicate that they are receiving either Working Tax Credit or Child Tax Credit.

TAXFUT3(1-5) - Whether awaiting claim for a tax credit

- (1) Working Families' Tax Credit
- (2) Disabled Person's Tax Credit
- (3) Children's Tax Credit
- (4) Working Tax Credit
- (5) Child Tax Credit
- (6) None of these

FREQUENCY: Each quarter from Spring 03

COVERAGE: Applies if respondent did paid or unpaid work and is aged between 16 and 69 and not said elsewhere that they are claiming ((AGE<70) or (WRKING=1) or (JBAWAY=1) or (OWNBUS=1) or (RELBUS=1)) and (NTAXCRD ≠ 4 or NNTAXCRD ≠ 5).

NOTES: This variable is included on ONS datasets only.

In SuperCROSS an additional variable called TAXFUT3M is available. See note on page 2 for more information on SuperCROSS variables.

Options 1, 2 and 3 will not be available after 6th April 2003. This question is only asked if respondents have not previously indicated that they are already receiving all current types of tax credit.

EMPLOYMENT TWELVE MONTHS AGO

SITUATION TWELVE MONTHS AGO

OYCIRC - Circumstances twelve months ago

- (1) Working in a paid job or business
- (2) Laid off, or on short time at firm
- (3) Unemployed, actively seeking work
- (4) On a special government scheme
- (5) Doing unpaid work for yourself or a relative
- (6) A full-time student or pupil
- (7) Looking after the family home
- (8) Temporarily sick or injured
- (9) Long-term sick or disabled
- (10) Retired from paid work
- (11) None of these

FREQUENCY: Spring quarters only from Spring 92

COVERAGE: Applies to all persons aged 16 and over.

NOTES: The results of this variable will differ from present economic activity, as it is based on recall and the respondent's assessment rather than through a series of questions.

OYSIND - Whether working for same firm twelve months ago

- (1) Yes, the same
- (2) No, different

FREQUENCY: Spring quarters only from Spring 92

COVERAGE: Applies to all persons aged 16 and over who worked in a paid job/business or were laid off/on short time work or worked unpaid for their own/relatives business 12 months ago (OYCIRC = 1, 2 or 5).

OYSOCC - Whether current occupation same as twelve months ago

- (1) Yes, exactly the same
- (2) No, different

FREQUENCY: Spring quarters only from Spring 92 to Spring 2000. Spring quarters only from Spring 01 (on ONS datasets only)

COVERAGE: Applies to all persons aged 16 and over who worked in a paid job/business or were laid off/on short time work 12 months ago (OYCIRC = 1 or 2).

OYSTAT - Employee or self-employed 1 year ago

- (1) Working as employee
- (2) Self-employed

FREQUENCY: Each Spring quarter from Spring 01

COVERAGE: Applies to respondents who were working or were laid off 12 months before the reference week (OYCIRC = 1, 2).

NOTES: This variable is included on ONS datasets only.

OYSUPVI - Supervisory responsibilities 1 year ago

- (1) Yes
- (2) No

FREQUENCY: Each Spring quarter from Spring 01

COVERAGE: Applies to all employees (OYSTAT = 1) employed 12 months before the reference week.

OYMNGE - Managerial duties 1 year ago

- (1) Manager
- (2) Foreman or supervisor
- (3) Not manager or supervisor

FREQUENCY: Each Spring quarter from Spring 01

COVERAGE: Applies to all employees (OYSTAT = 1) employed 12 months before the reference week.

NOTES: If respondents have both managerial and supervisory duties then their main duty is recorded.

OYMPE02 - Number of employees where worked 1 year ago

- (1) 1-10
- (2) 11-19
- (3) 20-24
- (4) Don't know but under 25
- (5) 25-49
- (6) 50-249
- (7) 250-499
- (8) Don't know but between 50 and 499
- (9) 500 or more

FREQUENCY: Each Spring quarter from Spring 02

COVERAGE: Applies to respondents who were employed 12 months before the reference week (OYSTAT = 1).

NOTES: This variable replaces OYMPE01. This variable records the total number of employees at the respondent's workplace, not just the number employed within the particular section/department he/she works in.

OYSOLO - On own or with employees 1 year ago

- (1) **Alone or with partner(s) but not employees**
- (2) **With employees**

FREQUENCY: Each Spring quarter from Spring 01

COVERAGE: Applies to respondents who were self-employed 12 months before the reference week (OYSTAT = 2).

NOTES: Self-employed people who use only other self-employed people in the business they run (e.g. builders) are coded 1.

OYMPS02 - Number of people employed 1 year ago

- (1) **1-10**
- (2) **11-19**
- (3) **20-24**
- (4) **Don't know but under 25**
- (5) **25-49**
- (6) **50-249**
- (7) **250-499**
- (8) **Don't know but between 50 and 499**
- (9) **500 or more**

FREQUENCY: Each Spring quarter from Spring 02

COVERAGE: Applies to respondents who were self-employed 12 months before the reference week and who had employees (OYSOLO = 2).

NOTES: This variable replaces OYMPS01. This variable records the total number of employees at the respondent's workplace, not just the number employed within the particular section/department he/she works in.

OCCUPATION TWELVE MONTHS AGO

SOCONE - Occupation twelve months ago

(100-999) Range of occupation codes

FREQUENCY: Spring quarters only from Spring 92 to Spring 00. Spring quarters only from Spring 01 (on ONS datasets only)

COVERAGE: Applies to all persons aged 16 and over.

NOTES: See Volume 5 (LFS Classifications) for a complete breakdown of occupation codes. This variable is derived from OYSOCC, YOCCD & OCOD.

SOC2KO - Occupation 1 year ago

(1111-9259) Range of occupation codes

FREQUENCY: Each Spring quarter from Spring 01

COVERAGE: All persons aged 16 and over.

NOTES: This variable replaces SOCONE and is derived from OYSOCC, OCOD2KM, STAT, OCOD2KO and OYSTAT.

See Volume 5 (LFS Classifications) for a complete breakdown of occupation codes.

The new SOC2000 variables were introduced into the Labour Force Survey in Spring 2001, because SOC90 became outdated. The extensive revisions to the Standard Occupational Classification (SOC) include a tighter definition of managerial occupations and moving many job titles between major groups to reflect the repositioning of certain jobs. New occupations have been introduced in the fields of computing, environment and conservation and customer service occupations. Most of the major groups have been re-named and all have a different composition in terms of job titles compared with their SOC90 counterparts. There is no exact correspondence between SOC90 and SOC2000 at any level.

SC2KOMJ - Major occupation group 1 year ago

- (1) Managers and Senior Officials**
- (2) Professional occupations**
- (3) Associate Professional and Technical**
- (4) Administrative and Secretarial**
- (5) Skilled Trades Occupations**
- (6) Personal Service Occupations**
- (7) Sales and Customer Service Occupations**
- (8) Process, Plant and Machine Operatives**
- (9) Elementary Occupations**

FREQUENCY: Each spring quarter from Spring 01

COVERAGE: All persons aged 16 and over.

NOTES: This variable replaces SOCMAJO and is derived from SOC2KO.

See Volume 5 (LFS Classifications) for a complete breakdown of occupation codes.

SC2KOMN - Occupation 1 year ago – minor group

(111-999) Range of Occupation Codes

FREQUENCY: Each Spring quarter from Spring 01

COVERAGE: All persons aged 16 and over.

NOTES: This variable replaces SOCMINO and is derived from SOC2KO.

See Volume 5 (LFS Classifications) for a complete breakdown of occupation codes.

INDUSTRY TWELVE MONTHS AGO

INDM92O - Industry twelve months ago (SIC92)

Spring 94
(1-458) **Range of industry codes**
(460) **No answer, NA**
(461) **Workplace outside UK**
(462) **Does not apply**

Spring 95 onwards
(1-458) **Range of industry codes**
(459) **Inadequate description, no reply**
(461) **Workplace outside UK**

FREQUENCY: Spring quarters only from Spring 94

COVERAGE: Applies to all persons aged 16 and over.

NOTES: From Winter 93 the industrial coding classifications (SIC80) have been completely updated (SIC92). Refer to Volume 5 (LFS Classifications) for a complete breakdown of Industry codes. This variable is derived from OYSIND, ICOD92, STAT, OYSTAT & OYIC92.

SIC80O - Industry division twelve months ago (SIC92) - conversion to SIC80

(1) **0 Agriculture, forestry, fishing**
(2) **1 Energy and water supply**
(3) **2 Minerals, ores, metals, chemicals**
(4) **3 Metal goods, engineering, vehicles**
(5) **4 Other manufacturing industries**
(6) **5 Construction**
(7) **6 Distribution, hotels & catering, repairs**
(8) **7 Transport and communication**
(9) **8 Banking, finance, business services, leasing**
(10) **9 Other services**
(11) **Inadequate description, no answer**
(12) **Workplace outside UK**
(13) **Does not apply**

FREQUENCY: Spring quarters only from Spring 94

COVERAGE: Applies to all persons aged 16 and over.

NOTES: From Winter 93 the industrial coding classifications (SIC80) have been completely updated (SIC92). Refer to Volume 5 (LFS Classifications) for a complete breakdown of Industry codes. This variable is derived from INDM92O and INDM92S.

EMPLOYMENT STATUS TWELVE MONTHS AGO

NOYSTAT - Employment status twelve months ago

- (1) Employee
- (2) Self employed

FREQUENCY: Spring quarters only from Spring 92

COVERAGE: Applies to all persons aged 16 and over who worked in a paid job/business or were laid off/on short time work twelve months ago.

NOTES: NOYSTAT is the same as OYSTAT, except it has been processed through the Census Matrix Edit which checks the respondents occupation and their employment status for inconsistencies. It is derived from OYCIRC, OYSOCC, OYSTAT, OYOCOD and OCOD.

OYFTPT - Full or part time in job twelve months ago

- (1) Full Time
- (2) Part Time

FREQUENCY: Spring quarters only from Spring 92

COVERAGE: Applies to all persons aged 16 and over who worked in a paid job/business or were laid off/on short time work twelve months ago.

EDUCATION AND TRAINING

QUALIFICATIONS

Degree qualifications: First degrees including Bachelor of Arts (BA) and Bachelor of Science (BSc). Some first degrees are awarded with honours and classified as first class, second class etc. These remain as first degrees and should not be confused with higher degrees (MAs, PhDs etc.). However, MAs from Scottish Universities (other than Strathclyde), Oxford and Cambridge are classified as first degrees.

BTEC, BEC and TEC Certificates and Diplomas: BEC (Business Education Council) and TEC (Technical Education Council) qualifications have replaced ONC/OND and HNC/HND qualifications.

CSE/GCSE: Note that a CSE grade 1 is the equivalent of an O-level and is coded as such. All GCSE's irrespective of grade are coded as such.

Scottish Qualifications: Abbreviations for the Scottish equivalents of BTEC, BEC and TEC and A and O levels are included. From 1985 SCOTBEC and SCOTEC have been merged to form SCOTVEC (Vocational Educational Certificate). This qualification can be a higher certificate, a national certificate, or a national certificate module.

A system of national vocational qualifications called NVQs (SVQs in Scotland) are comprised of levels which are subdivided into units. A list of the qualifications which make up the relevant NVQ levels is shown in Volume 5 (LFS Classifications) of the LFS User Guide.

Foreign qualifications are coded as "other qualifications" whatever their level.

In Spring 1996 the educational qualifications questions in the LFS were radically changed so that the information provided is more wide ranging. The new variables introduced affected the derivation of HIQUAP and HISTRQL leading to discontinuities that were sufficiently large to make a change of name necessary, even though the categories are apparently very similar.

QUALCH(1-3) - Person in employment with qualifications

Spring 92 to Winter 95

- (1) **Any qualification from school or college, or connected with work (or YT)**
- (2) **No qualifications**
- (3) **Don't know**

Spring 96 onwards

- (1) **From school, college or university**
- (2) **Connected with work**
- (3) **From government schemes**
- (4) **No qualifications**
- (5) **Don't know**

FREQUENCY: Each quarter from Spring 92

COVERAGE: Applies to all persons in employment, and all other men aged 16-64 and women aged 16-59 (OR WRKING = 1 OR JBAWAY = 1 OR OWNBUS = 1 OR RELBUS = 1).

NOTES: Prior to Spring 96 this variable was called QUALCH (without integer coding). From Spring 96 the range of responses expanded, and all categories that applied were coded QUALCH(0-2) up to Winter 96. From Spring 97 they were coded QUALCH(1-3).

QUALS(01-23) - Type of qualifications respondents have (starting with highest)

Spring 96 to Winter 96

- (1) Degree level qualification or equivalent (including PGCE)
- (2) Diploma in higher education
- (3) HNC/HND
- (4) ONC/OND
- (5) BTEC, BEC or TEC
- (6) SCOTVEC, SCOTEC or SCOTBEC
- (7) Teaching qualification (excluding PGCE)
- (8) Nursing or other medical qualification
- (9) Other higher education qualification
- (10) A-level or equivalent
- (11) SCE
- (12) NVQ/SVQ
- (13) GNVQ/GSVQ
- (14) AS-level
- (15) Scottish certificate of sixth year studies (Scottish CSYS)
- (16) Certificate of sixth year studies (CSYS)
- (17) O-level or equivalent
- (18) GCSE
- (19) CSE
- (20) RSA
- (21) City & Guilds
- (22) YT certificate
- (23) Any other professional/vocational qualification, foreign qualifications
- (24) Don't know

Spring 97 to Spring 2000

- (1) Degree level qualification or equivalent (including PGCE)
- (2) Diploma in higher education
- (3) HNC/HND
- (4) ONC/OND
- (5) BTEC, BEC or TEC
- (6) SCOTVEC, SCOTEC or SCOTBEC
- (7) Teaching qualification (excluding PGCE)
- (8) Nursing or other medical qualification
- (9) Other higher education qualification
- (10) A-level or equivalent
- (11) SCE Higher
- (12) NVQ/SVQ
- (13) GNVQ/GSVQ
- (14) AS-level
- (15) Certificate of Sixth Year Studies (CSYS) or equivalent
- (16) O-level
- (17) SCE Standard/Ordinary (O) Grade
- (18) GCSE
- (19) CSE
- (20) RSA
- (21) City & Guilds
- (22) YT certificate
- (23) Any other professional/vocational qualification/foreign qualifications
- (24) Don't know

QUALS(01-23) continued on next page...

QUALS(01-23) continued from previous page...

From Autumn 2000 onwards

- (1) Degree level qualification or equivalent (including PGCE)
- (2) Diploma in higher education
- (3) HNC/HND
- (4) ONC/OND
- (5) BTEC, BEC or TEC
- (6) SCOTVEC, SCOTEC or SCOTBEC
- (7) Teaching qualification (excluding PGCE)
- (8) Nursing or other medical qualification
- (9) Other higher education qualification
- (10) A-level or equivalent
- (11) SCE Higher
- (12) NVQ/SVQ
- (13) GNVQ/GSVQ
- (14) AS-level
- (15) Certificate of Sixth Year Studies (CSYS) or equivalent
- (16) O-level
- (17) SCE Standard/Ordinary (O) Grade
- (18) GCSE
- (19) CSE
- (20) RSA
- (21) City & Guilds
- (22) YT certificate
- (23) Any other professional/vocational qualification/foreign qualifications
- (24) DO NOT USE
- (25) National Qualifications (Scotland).

FREQUENCY: Each quarter from Spring 96

COVERAGE: Applies to all persons who have qualifications or are unsure (QUALCH = 1, 2, 3, 5).

NOTES: This variable replaced QUAL(0-2) from Spring 96. Responses are recorded in order starting with the highest qualification, e.g. QUALS01 records type of qualification for respondents where it is the first highest qualification they mention, similarly, QUALS02 being the second highest qualification they mention, and so on.

From Spring 96 to Spring 97 this variable was coded as QUALS(00-22). From Spring 97 to Spring 99 it was coded as QUALS(01-23). From Summer 99 this variable is only coded up to QUALS(01-11) meaning that only up to 11 qualifications given by the respondent are recorded.

DEGREE - Type of degree

- (1) Higher degree (including PGCE)
- (2) First degree
- (3) Other (e.g. graduate member of a professional institute or chartered accountant)
- (4) Don't know

FREQUENCY: Each quarter from Spring 96

COVERAGE: Applies if QUALS = 1 (degree level qualification or equivalent).

HIGHO - Type of higher degree

- (1) **Doctorate**
- (2) **Masters**
- (3) **Postgraduate Certificate in Education**
- (4) **Other postgraduate degree or professional qualification**
- (5) **Don't know**

FREQUENCY: Each quarter from Spring 93

COVERAGE: From Spring 93 to Winter 95: Applies if QUAL = 1. From Spring 96: Applies if DEGREE = 1.

SINCOM - Whether degree is single or combined subject

- (1) **Single subject**
- (2) **Combined subject in one subject area**
- (3) **Combined subject in more than one subject area**

FREQUENCY: Each quarter from Summer 97

COVERAGE: Applies if DEGREE = 1, 2, 3 or QUALS = 8.

SNGDEG - Subject of single subject degree

(1 to 18.10.6) **Code for title of degree**

FREQUENCY: Each quarter from Summer 97

COVERAGE: Applies if DEGREE = 1, 2, 3 or QUALS = 8.

NOTES: SNGDEG was introduced from Summer 97 which allows analysis of degree subject at far greater detail than SUBJECT1. The new coding frame is given in Volume 5 (LFS Classifications) of the LFS User Guide.

CMBDEG(01-12) - Subject areas of combined subject degree

(1 to 18) **Code for subject area of degree (Summer 97 to Autumn 98)**
 (1 to 12) **Code for subject area of degree (From Winter 98 onwards)**

FREQUENCY: Each quarter from Summer 97

COVERAGE: Applies if DEGREE = 1, 2, 3 or QUALS = 8.

NOTES: The integer codes 1 to 12 give the subject areas which are used in the coding of CMBDEG. The new coding frame is given in Volume 5 (LFS Classifications) of the LFS User Guide. Each different subject area of a combined degree is coded at CMBDEG(01-12). From Winter 98 this variable is coded CMBDEG(01-12).

CMBMAIN - Main subject area studied in qualification

- (1) **Medicine**
- (2) **Medical related subjects**
- (3) **Biological sciences**
- (4) **Agricultural sciences**
- (5) **Physical/environmental sciences**
- (6) **Mathematical sciences and computing**
- (7) **Engineering**
- (8) **Technology**
- (9) **Architecture and related subjects**
- (10) **Social sciences**
- (11) **Business and financial studies**
- (12) **Librarianship and information studies**
- (13) **Linguistics, English, Celtic, ancient**
- (14) **European languages**
- (15) **Other languages**
- (16) **Humanities**
- (17) **Arts**
- (18) **Education**

FREQUENCY: Each quarter from Spring 03

COVERAGE: Applies if SINCOM=3 (combined subject in more than one subject area).

NOTES: Eurostat now requires that a main subject area be recorded for most qualifications, including combined degrees. Currently the LFS records up to 12 subject areas in a combined degree at question CMBDEG. CMBMAIN records the main subject of a combined degree.

TEACH(1-3) - Type of teaching qualification

- (1) **Further education**
- (2) **Secondary**
- (3) **Primary education**

FREQUENCY: Each quarter from Spring 92

COVERAGE: In 1992: Applies if QUAL = 5. From 1993 onwards: Applies if QUAL = 6.

From Spring 96: Applies if QUALS = 7.

NOTES: Respondents can record up to 3 teaching qualifications. From Spring 92 to Winter 96 this variable is called TEACH(0-2). From Spring 97 the categories are coded TEACH(1-3).

NUMAL - Number of A levels or equivalent

- (1) **1 A-level or equivalent**
- (2) **More than 1 A-level or equivalent**
- (3) **Don't know**

FREQUENCY: Each quarter from Spring 93

COVERAGE: Up to Winter 95: Applies if QUAL = 10. From Spring 96: Applies if QUALS = 10.

NUMSCE - Number of SCE highers

- (1) 1 or 2 highers
- (2) 3 or more highers
- (3) Don't know

FREQUENCY: Each quarter from Spring 97

COVERAGE: Applies if QUALS = 11.

NUMAS - Number of A-S levels

- (1) 1 A-S level
- (2) 2 or 2 A-S levels
- (3) 4 or more passes at this level
- (4) Don't know

FREQUENCY: Each quarter from Spring 95

COVERAGE: Up to Winter 95: Applies if QUAL = 16. From Spring 96: Applies if QUALS = 14.

TYPHST - Highest National Qualification

- (1) Access level
- (2) Intermediate Level 1
- (3) Intermediate Level 2
- (4) Higher
- (5) Advanced Higher

FREQUENCY: Autumn and Winter quarters only in 2000 (on ONS datasets). Each quarter from Spring 01

COVERAGE: Applies if QUALS=25 (National Qualifications Scotland).

ADVHST - Whether respondent has one or more Advanced Higher

- (1) One Advanced Higher
- (2) More than one

FREQUENCY: Autumn and Winter quarters only in 2000 (on ONS datasets). Each quarter from Spring 01

COVERAGE: Applies if TYPHST= 5.

HST - Whether respondent has three or more Highers

- (1) Three or more Highers
- (2) Fewer than three

FREQUENCY: Autumn and Winter quarters only in 2000 (on ONS datasets). Each quarter from Spring 01

COVERAGE: Applies if TYPHST= 4 and ADVHST<>2.

QGCSE - Whether respondent has any GCSEs below grade C, or SCE Standard Grades 4-7, or O Grades below grade C, or CSEs below grade 1

- (1) Yes
- (2) No
- (3) Don't know

FREQUENCY: Each quarter from Spring 96

COVERAGE: Applies if QUALS = 17, 18, 19.

GCSE - Whether respondent has any GCSEs grade C or above, or SCE Standard Grades 1-3, or O Grades grade C or above, or CSEs grade 1

- (1) Yes
- (2) No
- (3) Don't know

FREQUENCY: Each quarter from Spring 96

COVERAGE: Applies if QUALS = 17, 18.

CSE - Whether respondent has any CSEs at grade 1

- (1) Yes
- (2) No
- (3) Don't know

FREQUENCY: Each quarter from Spring 96

COVERAGE: Applies if QUALS = 19.

NUMOL - Number of O levels or equivalent

1993

- (1) 4 or more passes at this level
- (2) Fewer than 4

1994 onwards

- (1) Fewer than 5 passes
- (2) 5 or more passes at this level

FREQUENCY: Each quarter from Spring 93

COVERAGE: Up to Winter 95: Applies if QUAL = 20. From Spring 96: Applies if QUALS = 17 or QUALS = 11 and SCE = 2 or QUALS = 18 and GCSE = 1 or QUALS = 19 and CSE = 1.

In Winter 1996/7 Northern Ireland respondents were not properly routed to NUMOL, leading to 32,000 cases being coded -9(DNA).

BTEC - Highest BTEC qualification

- (1) Higher level
- (2) National Certificate of National Diploma Level
- (3) First diploma or general diploma
- (4) First certificate or general certificate
- (5) Don't know

FREQUENCY: Each quarter from Spring 96

COVERAGE: Applies if QUALS = 5.

SCTVEC - Highest SCOTVEC qualification

- (1) Higher level
- (2) Full National Certificate
- (3) First diploma or general certificate
- (4) First certificate or general certificate
- (5) Modules towards a National Certificate
- (6) Don't know

FREQUENCY: Each quarter from Spring 97

COVERAGE: Applies if QUALS = 6.

NOTES: This variable replaced SCOTVEC.

RSA - Highest RSA

- (1) Higher diploma
- (2) Advanced diploma or advanced certificate
- (3) Diploma
- (4) Some other RSA (including Stage I, II and III)
- (5) Don't know

FREQUENCY: Each quarter from Spring 96

COVERAGE: Applies if QUALS = 20.

CANDG - Highest City and Guilds qualification

Spring 96 to Winter 96

- (1) **Advanced craft**
- (2) **Craft**
- (3) **Some other City and Guilds qualification**
- (4) **Don't know**

Spring 97 onwards

- (1) **Advanced craft/part 3**
- (2) **Craft/part 2**
- (3) **Foundation/part 1**
- (4) **Don't know**

FREQUENCY: Each quarter from Spring 96

COVERAGE: Applies if QUALS = 21.

NOTES: City and Guilds qualifications used to be coded 1, 2 and 3. These equate in the following way:

- 3 – Advanced Craft (use code 1)
- 2 – Craft (use code 2)
- 1 – Other (use code 3)

Full technology certificate, Licentiatehip, Advanced craft senior, advanced certificate and stage 3 should all be codes as advanced craft/part 3 (code 1).

Stage 2 or Diploma in Vocational Education at intermediate level should be coded as craft/part 2 (code 2).

If the respondent says the qualification is a GNVQ or an NVQ, this should not be coded as a City and Guilds qualification but should be coded as 12 (NVQ/SVQ) or 13 (GNVQ/GSVQ) at QUALS(01-23).

All other City and Guilds qualifications should be coded as other (code 3).

It should be noted that the following 3 variables (NVQSVQ, NVQLEV, NVQUN) relate to full NVQs or SVQs or units towards full NVQs or SVQs that have already been obtained.

QGNVQ - Whether respondent has any GNVQs/GSVQs

- (1) **Yes**
- (2) **No**
- (3) **Don't know**
- (4) **Never heard of GNVQs**

FREQUENCY: Each quarter from Spring 96

COVERAGE: Applies if QUALCH = 1, 2, 3, 5 and QUALS = 13.

GNVQ - Highest GNVQ/GSVQ

- (1) **Advanced level**
- (2) **Intermediate level**
- (3) **Foundation level**
- (4) **Don't know**

FREQUENCY: Each quarter from Spring 96

COVERAGE: Applies if QGNVQ = 1 or QUALS = 13.

NVQSVQ - Whether respondent has any full NVQs or SVQs

- (1) Yes
- (2) No
- (3) Don't know
- (4) Never heard of NVQs-SVQs

FREQUENCY: Each quarter from Spring 93

COVERAGE: From Spring 93 to Winter 95: Applies if QUALCH = 1, 3 or NA. From Spring 96: Applies if QUALCH = 1, 2, 3, 5, NA and QUALS = 12.

NVQLEV - Highest level of full NVQs or SVQs

- (1) Level 1
- (2) Level 2
- (3) Level 3
- (4) Level 4
- (5) Level 5
- (6) Don't know

FREQUENCY: Each quarter from Spring 93

COVERAGE: Applies if NVQSVQ = 1 or QUALS = 12.

NVQUN - Whether respondent has any units towards NVQs or SVQs

- (1) Yes
- (2) No
- (3) Don't know

FREQUENCY: Each quarter from Spring 93

COVERAGE: Applies if NVQSVQ = 1, 2 or 3 or QUALS = 12.

HIGHEST QUALIFICATION

HIQUAL - Highest qualification

- | | |
|------|---|
| (1) | Higher degree |
| (2) | NVQ level 5 |
| (3) | First degree |
| (4) | Other degree |
| (5) | NVQ level 4 |
| (6) | Diploma in higher education |
| (7) | HNC/HND, BTEC higher etc |
| (8) | Teaching – further education |
| (9) | Teaching – secondary |
| (10) | Teaching – primary |
| (11) | Teaching – level not stated |
| (12) | Nursing etc |
| (13) | RSA higher diploma |
| (14) | Other higher education below degree level |
| (15) | NVQ level 3 |
| (16) | GNVQ advanced |
| (17) | A level or equivalent |
| (18) | RSA advanced diploma or certificate |
| (19) | OND/ONC, BTEC/SCOTVEC national |
| (20) | City and Guilds advanced craft |
| (21) | Scottish 6th year certificate (CSYS) |
| (22) | SCE higher or equivalent |
| (23) | AS level or equivalent |
| (24) | Trade apprenticeship |
| (25) | NVQ level 2 or equivalent |
| (26) | GNVQ intermediate |
| (27) | RSA diploma |
| (28) | City and Guilds craft |
| (29) | BTEC/SCOTVEC first or general diploma |
| (30) | O level, GCSE grade A-C or equivalent |
| (31) | NVQ level 1 or equivalent |
| (32) | GNVQ/GSVQ foundation level |
| (33) | CSE below grade 1, GCSE below grade C |
| (34) | BTEC first or general certificate |
| (35) | SCOTVEC modules or equivalent |
| (36) | RSA other |
| (37) | City and Guilds other |
| (38) | YT/YTP certificate |
| (40) | Other qualification |
| (41) | No qualifications |
| (42) | Don't know |

FREQUENCY: Each quarter from Spring 96

COVERAGE: Applies to all men aged 16-64 and women aged 16-59 or those in employment with qualifications.

NOTES: This variable is derived from SEX, AGE, QUALS, WRKING, JBAWAY, OWNBUS, RELBUS, APPREN, QUALCH, DEGREE, NVQSVQ, NVQLEV, BTEC, SCOTVEC, TEACH, RSA, GNVQ, QGNVQ, CANDG, SCE, GCSE, CSE.

Must filter on working age otherwise those men above 64 and women above 59, in employment will be included.

From Autumn 2000: Option 17 (A Level or equivalent) includes Advanced Higher National qualification (for Scotland); Option 22 (SCE higher or equivalent) includes Higher National qualification (for Scotland); Option 25 (NVQ level 2 or equivalent) includes Intermediate 2 National qualification (for Scotland); Option 31 (NVQ level 1 or equivalent) includes Intermediate 1 National qualification (for Scotland).

Codes '1-4' = degree or higher; '5-14' = higher education, below degree; '15-24' = A level or equivalent; '25-30' = GCSE A-C or equivalent; '31-38' = CSE below grade 1 or equivalent.

HIQUALD - Highest qualification (detailed grouping)

- (1) Degree or equivalent
- (2) Higher Education
- (3) GCE A Level or equivalent
- (4) GCSE grades A*-C or equivalent
- (5) Other qualification
- (6) No qualification
- (7) Don't know

FREQUENCY: Each quarter from Spring 96

COVERAGE: Applies to all men aged 16-64 and woman aged 16-59 or those in employment with qualifications.

NOTES: This DV replaces HIQUAPD from Spring 1996.

LEVQUAL - Level of highest qualification held

- (1) NVQ level 4 and above
- (2) NVQ level 3
- (3) Trade apprenticeships
- (4) NVQ level 2
- (5) Below NVQ level 2
- (6) Other qualifications
- (7) No qualifications

FREQUENCY: Each quarter from Spring 2001

COVERAGE: Applies to all men aged 16-64 and women aged 16-59 or those in employment with qualifications.

NOTES: This variable is derived from HIQUAL, NUMAL, ADVHST, NUMAS, NUMSCE, HST, NUMOL.

HITQUA - Highest qualification being worked for

Spring 96 onwards

- (1) Higher degree
- (2) NVQ level 5
- (3) First degree
- (4) Other degree
- (5) NVQ level 4
- (6) Diploma in higher education
- (7) HNC/HND, BTEC higher etc
- (8) Teaching
- (9) Nursing etc
- (10) RSA higher diploma
- (11) Other higher education below degree level
- (12) NVQ level 3
- (13) GNVQ advanced
- (14) A level or equivalent
- (15) RSA advanced diploma
- (16) OND/ONC, BTEC/SCOTVEC national
- (17) City and Guilds advanced craft
- (18) Scottish 6th year certificate (CSYS)
- (19) SCE higher or equivalent
- (20) AS level or equivalent
- (21) Trade apprenticeship
- (22) NVQ level 2 or equivalent
- (23) GNVQ intermediate
- (24) RSA diploma
- (25) City and Guilds craft
- (26) BTEC/SCOTVEC first or general diploma
- (27) O level, GCSE grade A-C or equivalent
- (28) NVQ level 1 or equivalent
- (29) GNVQ/GSVQ foundation level
- (30) CSE below grade 1, GCSE below grade C
- (31) BTEC/SCOTVEC first or general certificate
- (32) SCOTVEC modules or equivalent
- (33) RSA other
- (34) City and Guilds other
- (35) YT/YTP certificate
- (36) Other qualification

FREQUENCY: Spring and Autumn quarters only from 96. Each quarter from Spring 2000 (not Summer 2000)

COVERAGE: Applies to all persons in employment and all other men aged 16-64 and women aged 16-59 training towards a qualification.

NOTES: The position of trade apprenticeships is nominal. Individual apprenticeships may be equivalent to a lower level and those people working for higher qualifications may be doing this as part of a trade apprenticeship. The variable is derived from AGE, QULNOW, QULHI, NVQKN2, DEGNOW, NVQLE2, TECNOW, SCONOW, RSANOW, GNVNOW, CGNOW, SCNOW, HSTNOW, APPREN.

This variable was not included on the Summer 2000 datasets.

From Autumn 2000: Option 14 (A Level or equivalent) includes Advanced Higher National qualification. Option 19 (SCE higher or equivalent) includes Higher National qualification. Option 22 (NVQ level 2 or equivalent) includes Intermediate 2 National qualification. Option 28 (NVQ level 1 or equivalent) includes Intermediate 1 National qualification.

QALPL99 - How highest qualification obtained

- (1) **Solely at school, college or some other education institution**
- (2) **Solely at a place of work – yours or somebody else's**
- (3) **Through a combination of workplace and academic institution**
- (4) **In some other way**
- (5) **Don't know**

FREQUENCY: Spring quarters only from Spring 99

COVERAGE: Applies to all of working age with qualifications.

QLPLO99 - Way highest qualification obtained

- (1) **Government training**
- (2) **Self directed / open learning**
- (3) **Taking exam without taking a course**
- (4) **Other**
- (5) **Don't know**

FREQUENCY: Spring quarters only from Spring 99

COVERAGE: Applies to those who obtained their highest qualification not solely through an academic institution or solely at a place of work or through a combination of the two.

VOCQPL - How highest vocational qualification obtained

- (1) **Solely at school, college or some other education institution**
- (2) **Solely at a place of work – yours or somebody else's**
- (3) **Through a combination of workplace and academic institution**
- (4) **In some other way**
- (5) **Don't know**

FREQUENCY: Spring quarters only from Spring 99

COVERAGE: Applies to all of working age with vocational qualifications.

VCQPLO - Way highest vocational qualification obtained

- (1) **Government training**
- (2) **Self directed / open learning**
- (3) **Taking exam without taking a course**
- (4) **Other**
- (5) **Don't know**

FREQUENCY: Spring quarters only from Spring 99

COVERAGE: Applies to those who obtained their highest vocational qualification not solely through an academic institution or solely at a place of work or through a combination of the two.

YERQAL1 - When obtained highest qualification

- (1) Answer given as age
- (2) Answer given as year

FREQUENCY: Each quarter from Spring 01

COVERAGE: Applies to all respondents with qualifications (QUALCH = 1, 2, 3, or 5 and QUALS = RESPONSE).

NOTES: Respondents may reply by either giving the age at which they achieved their highest qualification or in what year they did so.

YERQAL2 - Age obtained highest qualification

- (1) Answer given as age

FREQUENCY: Each quarter from Spring 01

COVERAGE: Applies if YERQAL1 = 1.

YERQAL3 - Year obtained highest qualification

- (1) Answer given as year

FREQUENCY: Each quarter from Spring 01

COVERAGE: Applies if YERQAL1 = 2.

SUBCOD(1-8) - Area of study

- (1.00 – 9.99) Codes for Area of Study

FREQUENCY: Each quarter from Summer 01

COVERAGE: Applies if QUALS(01-11) = 2-4 or 9 or NVQLEV = 2 - 4 or 5 or BTEC = 1 - 3 or SCTVEC = 1 - 3 or GNVQ = 1 or 2 or CANDG = 1 or 2 or RSA = 1 - 3.

NOTES: This is the subject of study of the highest level 2 qualifications and above already held (excludes degrees and GCSE/O-level/A-level and equivalents). See Volume 5 (LFS Classifications) for a complete breakdown of codes.

This variable replaces SUBCODE from Summer 01.

KEY SKILLS QUALIFICATIONS

KEYHOLD - Any Key Skills qualifications

- (1) Yes
- (2) No
- (3) Don't know
- (4) Never heard of Key Skills

FREQUENCY: Autumn and Winter quarters only from Autumn 02 (currently on ONS datasets only)

COVERAGE: Applies to all respondents who are of working age and who currently hold qualifications.

NOTES: This variable is awaiting complete evaluation and is currently available only on ONS datasets.

The Key Skills are described in terms of units, each at 5 levels, which stretch broadly from the equivalent of GCSE (D-G) to first degree. They cover: Communication, Application of Number, Information Technology, Working with Others, Improving Own Learning and Performance, Problem Solving.

KEYINT - Intending to study for Key Skills

- (1) Yes
- (2) No

FREQUENCY: Autumn and Winter quarters only from Autumn 02 (currently on ONS datasets only)

COVERAGE: Applies to all respondents who are of working age and KEYHOLD = 2, 3 or QUALCH = NONE.

NOTES: See notes for KEYHOLD.

This variable is awaiting complete evaluation and is currently available only on ONS datasets.

AGE COMPLETED FULL-TIME EDUCATION

Education refers to continuous full time education, that is education without a break. Holiday jobs do not count as a break provided that the person intended to complete the course. In addition a gap of up to a year between going to school and going to college or university would not count as a break in continuous full time education. Similarly National Service between school or college would not count as a break. A sandwich course begun immediately after school finishes would be counted as continuous full time education. Nursing training and similar vocational training undertaken while receiving a wage are not counted as part of the continuous education process.

EDAGE - Age when completed full time education

- (0-95) Age left school**
- (96) Still in education**
- (97) Never had education**

FREQUENCY: Each quarter from Spring 92

COVERAGE: Applies to all persons in employment and other men aged 16-64 and women aged 16-59 or WRKING = 1 or JBAWAY = 1 or OWNBUS = 1 or RELBUS = 1.

APPRENTICESHIP

APPREN - Recognised trade apprenticeship

Spring 92 to Winter 02

- (1) **Yes (completed)**
- (2) **Yes (still doing)**
- (3) **No (including apprenticeship begun but discontinued)**

Spring 03 onwards

- (1) **Yes (completed)**
- (2) **Yes (still doing)**
- (3) **Yes (begun but discontinued)**
- (4) **No**

FREQUENCY: Each quarter from Spring 92

COVERAGE: Applies to all persons in employment and all other men aged 16-64 and women 16-59 who are not at school or JBAWAY = 1 or OWNBUS = 1 or RELBUS = 1 and EDAGE = 05-95 or ≠ 97 or COURSE ≠ 1,2.

NOTES: This variable was amended in Spring 03 to include those that began apprenticeships but then discontinued them.

There is a discontinuity in APPREN between Winter 96 and Spring 97 due to both a routing change and a routing error. Prior to Winter 96, those still at school (SCHOOL = 1) were incorrectly routed to APPREN. From Spring 97, SCHOOL was replaced by COURSE.

APPREN2 - Apprenticeship discontinued in last year

- (1) **Yes**
- (2) **No**

FREQUENCY: Spring 2003 only

COVERAGE: Applies to all respondents who have completed or at least begun apprenticeships whether or not they did so in the past 12 months (APPREN = 1 or 3).

NOTES: This variable is included on ONS datasets only.

MODAPP - Whether apprenticeship forms part of Modern Apprenticeship scheme

- (1) **(Northern Ireland) Modern Apprenticeship initiative**
- (2) **Accelerated Modern Apprenticeships**
- (3) **Neither of these**
- (4) **Never heard of Modern Apprenticeships**

FREQUENCY: Each quarter from Spring 96

COVERAGE: Applies to those who did or who are still doing an apprenticeship (APPREN = 1, 2).

NOTES: Modern Apprentices can be any age but are likely to be young (under 30). Users may wish to filter by age if appropriate.

SOC2KAP - Occupation in apprenticeship

(1111-9259) Range of occupation codes

FREQUENCY: Each quarter from Spring 01

COVERAGE: Applies to all.

NOTES: This variable replaces SOCAPP and is derived from OCOD2KA and APPREN.

See Volume 5 (LFS Classifications) for a complete breakdown of occupation codes.

The new SOC2000 variables were introduced into the Labour Force Survey in Spring 2001, because SOC90 became outdated. The extensive revisions to the Standard Occupational Classification (SOC) include a tighter definition of managerial occupations and moving many job titles between major groups to reflect the repositioning of certain jobs. New occupations have been introduced in the fields of computing, environment and conservation and customer service occupations. Most of the major groups have been re-named and all have a different composition in terms of job titles compared with their SOC90 counterparts. There is no exact correspondence between SOC90 and SOC2000 at any level.

APPSAM - Apprenticeship part of main job

(1) Yes

(2) No

FREQUENCY: Each quarter from Spring 01

COVERAGE: Applies to all respondents still doing an apprenticeship (APPREN = 2).

NOTES: Those still doing their apprenticeship are asked for full details of what they are doing.

CURRENT STUDY

QULNOW - Whether working or studying towards a qualification

- (1) Yes
(2) No

FREQUENCY: Spring quarters only from Spring 93 to Spring 94. Spring and Autumn quarters from Spring 95 to Autumn 99. Each quarter from Spring 2000

COVERAGE: Applies to all persons in employment of working age who are working or studying towards a qualification (WRKING = 1 or JBAWAY = 1 or OWNBUS = 1 or RELBUS = 1).

NOTES: This variable replaced TRGAIN. It identifies respondents who are working towards a qualification.

DNA (-9) will include people who were not contacted in the quarter this question was asked. See Volume 1(Background and Methodology), "Imputation in the LFS", for full details.

QULFUT - Back to education in next 12 months

- (1) Yes
(2) No

FREQUENCY: Autumn quarters only from Autumn 02 (currently on ONS datasets only).

COVERAGE: Applies to all respondents in Wales who are of working age or not working and not currently studying or working towards any qualifications (QULNOW = NO).

NOTES: This variable is awaiting complete evaluation and is currently available only on ONS datasets.

These questions for the National Assembly for Wales ask about where people go for information on learning opportunities. The target population is primarily adults who have just returned to education, or are considering returning to education or people currently in secondary education if they are aged 16 or over.

QULADV - Advice on learning or training classes

- (1) School
(2) Local college
(3) Direct to university/college
(4) Library
(5) Community Education Centre
(6) Local Careers Company
(7) Telephone helpline – Learn Direct
(8) Work or employer
(9) Other response

FREQUENCY: Autumn quarters only from Autumn 02 (currently on ONS datasets only).

COVERAGE: Applies to all respondents in Wales who are currently working or are of working age and are currently studying or working towards any qualifications (QULNOW = YES) or currently considering going back into education in the next 12 months (QULFUT = YES).

NOTES: See notes on QULFUT.

This variable is awaiting complete evaluation and is currently available only on ONS datasets.

CARADV - Offered career advice whilst studying

- (1) Yes
- (2) No

FREQUENCY: Autumn quarters only from Autumn 02 (currently on ONS datasets only).

COVERAGE: Applies to all respondents in Wales who are currently working or are of working age and currently studying or working towards any qualifications.

NOTES: See notes on QULFUT.

This variable is awaiting complete evaluation and is currently available only on ONS datasets.

CARADV2 - Sought career advice whilst studying

- (1) Yes
- (2) No

FREQUENCY: Autumn quarters only from Autumn 02 (currently on ONS datasets only).

COVERAGE: Applies to all respondents in Wales who are currently working or are of working age and currently studying or working towards any qualifications (QULNOW = YES) and who have not been offered advice about future careers or learning opportunities (CARADV = NO).

NOTES: See notes on QULFUT.

This variable is awaiting complete evaluation and is currently available only on ONS datasets.

QULHI - Type of qualification being studied for**Spring 93 - Autumn 95**

- (1) Higher degree
- (2) First degree
- (3) Other degree level qualification such as graduate membership of professional institute
- (4) Diplomas in higher education
- (5) HNC/HND, Higher level of BTEC, BEC, SCOTBEC, TEC or SCOTEC-SCOTVEC.
- (6) Teaching qualification
- (7) Nursing or other medical qualification not yet mentioned
- (8) Other Higher Education qualifications below degree level
- (9) RSA higher diploma
- (10) A-level or equivalent
- (11) RSA advanced diploma/certificate
- (12) BTEC, BEC, SCOTBEC, TEC or SCOTEC/SCOTVEC, National ONC/OND
- (13) City and Guilds advanced craft
- (14) Scottish Certificate of 6th year Studies (Scottish CSYS) or equivalent
- (15) SCE (Higher) or equivalent
- (16) A-S level; Certificate of 6th Year Studies (CSYS) or equivalent
- (17) RSA diploma
- (18) City & Guilds craft
- (19) BTEC, BEC, SCOTBEC TEC or SCOTEC-SCOTVEC First diploma or General diploma
- (20) O-level; GCSE grades A, B, C; SCE Standard grades 1, 2, 3; SCE Ordinary grades A, B, C; CSE grade 1 or equivalent CSE, GCSE, SCE
- (21) CSE, GCSE, SCE not yet mentioned
- (22) BTEC, BEC, SCOTBEC, TEC or SCOTEC-SCOTVEC First certificate or General certificate
- (23) YT Certificate (YTP in Northern Ireland)
- (24) SCOTVEC National Certificate modules
- (25) RSA other qualification
- (26) City & Guilds other qualification
- (27) Any other professional/vocational qualification
- (28) None of these
- (29) Don't know

QULHI continued on next page...

QULHI continued from previous page...

Spring 96 - Winter 96

- (1) Degree level qualification or equivalent (including PGCE)
- (2) Diploma in higher education
- (3) HNC/HND
- (4) ONC/OND
- (5) BTEC, BEC or TEC
- (6) SCOTVEC, SCOTEC or SCOTBEC
- (7) Teaching qualification (excluding PGCE)
- (8) Nursing or other medical qualification
- (9) Other higher education qualification
- (10) A-level or equivalent
- (11) SCE
- (12) NVQ/SVQ
- (13) GNVQ/GSVQ
- (14) AS-level
- (15) Scottish certificate of sixth year studies (Scottish CSYS) or equivalent
- (16) Certificate of sixth year studies (CSYS) or equivalent
- (17) O-level or equivalent
- (18) GCSE
- (19) CSE
- (20) RSA
- (21) City & Guilds
- (22) YT Certificate
- (23) Any other professional/vocational qualification/foreign qualification
- (24) Don't know

Spring 97 to Spring 2000

- (1) Degree level qualification or equivalent (including PGCE)
- (2) Diploma in higher education
- (3) HNC/HND
- (4) ONC/OND
- (5) BTEC, BEC or TEC
- (6) SCOTVEC, SCOTEC or SCOTBEC
- (7) Teaching qualification (excluding PGCE)
- (8) Nursing or other medical qualification
- (9) Other higher education qualification
- (10) A-level or equivalent
- (11) SCE Higher
- (12) NVQ/SVQ
- (13) GNVQ/GSVQ
- (14) AS-level
- (15) Certificate of sixth year studies (CSYS) or equivalent
- (17) SCE Standard
- (18) GCSE
- (20) RSA
- (21) City & Guilds
- (22) YT Certificate
- (23) Any other professional/vocational qualification/foreign qualification
- (24) Don't know

QULHI continued on next page...

QULHI continued from previous page...

Autumn 2000 onwards

- (1) Degree level qualification or equivalent (including PGCE)
- (2) Diploma in higher education
- (3) HNC/HND
- (4) ONC/OND
- (5) BTEC, BEC or TEC
- (6) SCOTVEC, SCOTEC or SCOTBEC
- (7) Teaching qualification (excluding PGCE)
- (8) Nursing or other medical qualification
- (9) Other higher education qualification
- (10) A-level/Vocational A Level or equivalent
- (11) DO NOT USE
- (12) NVQ/SVQ
- (13) GNVQ/GSVQ
- (14) AS-level
- (15) DO NOT USE
- (17) SCE Standard
- (18) GCSE/Vocational GCSE
- (20) RSA
- (21) City & Guilds
- (22) YT Certificate
- (23) Any other professional/vocational qualification/foreign qualification
- (24) DO NOT USE
- (25) National Qualifications (Scotland)

FREQUENCY: Spring quarters only from Spring 93 to Spring 94. Spring and Autumn quarters from Spring 95 to Autumn 99. Each quarter from Spring 2000

COVERAGE: Applies to all persons in employment and all other men aged 16-64 and women aged 16-59 who are working towards a qualification (QULNOW = 1).

NOTES: This variable replaces and expands on TRQUAL. DNA (-9) will include people who were not contacted in the quarter this question was asked. See Volume 1 (Background & Methodology) of the LFS User Guide, "Imputation in the LFS" for details.

The purpose of this question is to establish the highest qualification currently being studied. Interviewers probe for all qualifications being studied and code the one that appears highest on the list. The generic qualification is collected at this question, e.g. "City & Guilds", and the level, e.g. "advanced craft" coded at the subsidiary question.

From Autumn 2000, the Scottish Executive and the Department for Education and Employment requested that the LFS records new qualifications (see codes 10, 18 and 25) and the removal of certain qualifications from the coding frame for current study (see codes 11 and 15). The notes for QUALS apply here also.

From Spring 03: A new type of qualification known as a Foundation degree was introduced in England in Autumn 01. Foundation degrees are new employment-related, higher education qualifications and are offered full and part-time, taking two or three years to complete. Foundation degrees should be coded 1 at QULHI.

DEGNOW - Level of degree**Spring 96 to Winter 02**

- (1) Higher degree (including PGCE)
- (2) First degree
- (3) Other (e.g. graduate member of a professional institute or chartered accountant)
- (4) Don't know

Spring 03 onwards

- (1) Higher degree (incl. PGCE)
- (2) First degree
- (3) Foundation degree
- (4) Other (e.g. graduate member of a professional institute or chartered accountant)
- (5) Don't know

FREQUENCY: Spring and Autumn quarters only from Spring 96 to Autumn 99. Each quarter from Spring 2000

COVERAGE: Applies to those studying for degrees (QULHI = 1).

From Spring 03: A new type of qualification known as a Foundation degree was introduced in England in Autumn 01. Foundation degrees are new employment-related, higher education qualifications and are offered full and part-time, taking two or three years to complete. Foundation degrees should be coded 3 at the modified DEGNOW.

HGHNOW - Type of higher degree studied for

- (1) A Doctorate
- (2) A Master
- (3) A Post Graduate Certificate in Education
- (4) Or some other kind of postgraduate or professional qualification
- (5) Don't know

FREQUENCY: Spring and Autumn quarters only from Spring 99

COVERAGE: Applies to all studying for a higher degree (DEGNOW=1).

TECNOW - Level of BTEC/BEC/TEC

- (1) Higher level
- (2) National Certificate or National diploma level
- (3) First diploma or general diploma level
- (4) First certificate or general certificate level
- (5) Don't know

FREQUENCY: Spring and Autumn quarters only from Spring 96 to Autumn 99. Each quarter from Spring 2000.

COVERAGE: Those studying for BTEC/BEC/TECs (QULHI = 5).

SCNOW - Level of SCOTVEC/SCOTEC/SCOTBEC

- (1) Higher level
- (2) Full National Certificate
- (3) First diploma or general diploma level
- (4) First certificate or general certificate level
- (5) Modules towards a National Certificate
- (6) Don't know

FREQUENCY: Spring and Autumn quarters only from Spring 97 to Autumn 99. Each quarter from Spring 2000

COVERAGE: Applies to those studying for SCOTVEC/SCOTEC/SCOTBECs (QULHI = 6).

NOTES: This variable replaced SCONOW from Spring 97.

GNVNOW - Level of GNVQ/GSVQ**Spring 96 to Spring 2000**

- (1) Advanced level
- (2) Intermediate level
- (3) Foundation level
- (4) Don't know

Autumn 2000 onwards

- (1) DO NOT USE
- (2) Intermediate level
- (3) Foundation level
- (4) Don't know

FREQUENCY: Spring and Autumn quarters only from Spring 96 to Autumn 99. Each quarter from Spring 2000

COVERAGE: Applies to those studying for GNVQ/GSVQs (QULHI = 13).

NOTES: From Autumn 2000, the Scottish Executive and the Department for Education and Employment requested the removal of certain qualifications from the coding frame for current study. In this variable code 1 (Advanced level) has been removed.

RSANOW - Level of RSA

- (1) Higher diploma level
- (2) Advanced diploma or advanced certificate level
- (3) Diploma level
- (4) Some other RSA level (including stages I, II & III)
- (5) Don't know

FREQUENCY: Spring and Autumn quarters only from Spring 96 to Autumn 99. Each quarter from Spring 2000

COVERAGE: Applies to those studying for RSAs (QULHI = 20).

CGNOW - Level of City & Guilds

Spring to Autumn 96

- (1) Advanced craft level
- (2) Craft level
- (3) Some other level
- (4) Don't know

Spring 97 onwards

- (1) Advanced craft/part3
- (2) Craft level/part 2
- (3) Foundation/part 1
- (4) Don't know

FREQUENCY: Spring and Autumn quarters only from Spring 96 to Autumn 99. Each quarter from Spring 2000

COVERAGE: Applies to those studying for City & Guilds (QULHI = 21).

HSTNOW - Level at which studying for National qualification

- (1) Access level
- (2) Intermediate level 1
- (3) Intermediate level 2
- (4) Higher
- (5) Advanced Higher

FREQUENCY: Autumn and Winter quarters only in 2000 (on ONS datasets). Each quarter from Spring 01

COVERAGE: Applies if QULHI= 25 (National Qualification (Scotland)).

NVQKN2 - Whether working towards any NVQs or SVQs

- (1) Yes
- (2) No
- (3) Don't know

FREQUENCY: Spring quarters only from Spring 93 to Spring 94. Spring and Autumn quarters from Spring 95 to Autumn 99. Each quarter from Spring 2000

COVERAGE: Applies to all persons in employment and all other men aged 16-64 and women aged 16-59 who are working towards a qualification (QULNOW = 1 and NVQSVQ = 4).

NVQLE2 - Highest level of NVQs or SVQs being worked towards

- (1) Level 1
- (2) Level 2
- (3) Level 3
- (4) Level 4
- (5) Level 5
- (6) Don't know

FREQUENCY: Spring quarters only from Spring 93 to Spring 94. Spring and Autumn quarters from Spring 95 to Autumn 99. Each quarter from Spring 2000

COVERAGE: Applies to all persons in employment and all other men aged 16-64 and women aged 16-59 who are working towards highest level of NVQ or SVQ (NVQKN2 = 1).

CURCODE - Area of study

(1.00 – 9.99) Codes for Area of Study

FREQUENCY: Each quarter from Spring 01

COVERAGE: Applies if QULHI = 2-4, 9 or 23 or NVQLE2 = 2-4 or 5 or TECNOW = 1, 2 or 3 or SCNOW = 1-3 or GNVNOW = 2 or CGNOW = 1 or 2 or RSANOW = 1-3.

NOTES: This is the subject of study of the highest level 2 qualifications and above currently being studied (excludes degrees and GCSE/O-level/A-level and equivalents). See Volume 5 (LFS Classifications) for breakdown of codes.

TYPE OF COURSE

ENROLL - Whether enrolled on education course

- (1) Yes
(2) No

FREQUENCY: Each quarter from Spring 92

COVERAGE: Applies to all persons in employment and all other men aged 16-64 and women aged 16-59 who are enrolled on an education course. From Spring 92 to Winter 96: Applies if WRKING = 1 or JBAWAY = 1 or OWNBUS = 1 or RELBUS = 1 and EDAGE=05-95,97 or SCHOOL=2. From Spring 97: Applies if WRKING = 1 or JBAWAY = 1 or OWNBUS = 1 or RELBUS = 1.

NOTES: Also includes anyone temporarily absent or on vacation from the course, but who still intends to return to the course.

The question concerns those ENROLLED on a course. This includes anyone who may be on vacation or temporarily absent from the course for some other reason but who intends to return to the course.

ATTEND - Whether still attending education course

Spring 93 to Winter 96

- (1) Yes
(2) No/not yet started

Spring 97 onwards

- (1) Still attending
(2) Waiting for term to (re)start
(3) Stopped going

FREQUENCY: Each quarter from Spring 93

COVERAGE: Applies to all persons in employment and all other men aged 16-64 and women aged 16-59 who are not still at school (ENROLL = 1).

NOTES: The aim is to check that the respondent is not only enrolled but still actually attending the course. For distance learning "going to" means "taking part in" or "using".

Respondents who have enrolled on a course but have not started at the time of interview are coded 2 'Waiting for term to (re)start'. The introduction of this category in Spring 97 caused a discontinuity in data on full-time students (see *Labour Market Trends*, June 1998 issue).

Those who are on holiday breaks are coded 1.

CURED - Current education received

Spring 92 to Winter 96	Spring 97 onwards
(1) At school	(1) At school
(2) Sandwich course	(2) Sandwich course
(3) Full time at university, polytechnic, or college	(3) Full time at university or college
(4) Training in nursing etc	(4) Part time at school
(5) Part time at university, polytechnic, or college	(5) Training in nursing
(6) Open college	(6) Part time at university or college
(7) Open university	(7) Open college
(8) Other correspondence course	(8) Open university
(9) Course not stated	(9) Other correspondence course
(10) Enrolled but not doing course	(10) Course not stated
(11) Not stated whether doing course	(11) Enrolled but not attending
(12) Not enrolled on course	(12) Enrolled but not stated if attending
	(13) Not enrolled on course

FREQUENCY: Each quarter from Spring 92

COVERAGE: Applies to all persons in employment and all other men aged 16-64 and women aged 16-59 who are receiving education.

NOTES: The category '(12) Not enrolled on course' was added in 1993.

From Spring 96 the definition of a full time student for official analysis purposes is in terms of CURED (CURED = 1,2,3) rather than STUDENT. All analysis which involves full time students should use the CURED definition, even if looking at quarters prior to Spring 96.

This variable is derived from AGE, SEX, WRKING, JBAWAY, OWNBUS, RELBUS, COURSE, SCHOOL, ENROLL, ATTEND. DNAs are quite variable over time.

For more details of this variable please see the article "Discontinuity in LFS data on education courses" in the June 1998 issue of *Labour Market Trends*.

AEDC2 - Education

(1)	Full-time education
(2)	Part-time education
(3)	Not in education
(-8)	NA
(-9)	DNA

FREQUENCY: Every year from 2000

COVERAGE: All persons in employment and all other men aged 16-64 and women aged 16-59 who are receiving education.

NOTES: This variable is included only on annual local area datasets, which are available only to ONS and those government departments which sponsor the local area enhancements.

This variable is derived from CURED.

STUCUR - Whether full-time student

- (1) All persons
- (2) Full-time student
- (3) Not full-time student

FREQUENCY: Each quarter from Spring 92

NOTES: Applies to all full-time students defined as CURED = 1, 2 or 3. STUCUR is not included on datasets from Spring 92 to Summer 93.

COURSE - Type of course all persons are enrolled

Spring 92 to Winter 96

- (1) A sandwich course
- (2) Studying at university, polytechnic, college full time
- (3) Training for a qualification in nursing, physiotherapy or a similar medical subject
- (4) Part time course at university, polytechnic, or college, including day release and block release
- (5) Open college
- (6) Open University
- (7) Any other correspondence course or open learning method

Spring 97 onwards

- (1) School full time
- (2) School part time
- (3) A sandwich course
- (4) Studying at university, polytechnic, college full time
- (5) Training for a qualification in nursing, physiotherapy or a similar medical subject
- (6) Part time course at university, polytechnic, or college, including day release and block release
- (7) Open college
- (8) Open University
- (9) Any other correspondence course
- (10) Any other self/open learning course

FREQUENCY: Each quarter from Spring 92

COVERAGE: Applies to all persons in employment and all other men aged 16-64 and women aged 16-59 who are enrolled on a course but not at school (ENROLL = 1).

From Spring 93 to Winter 96: Applies if ENROLL=1 and ATTEND=1.

From Spring 97: Applies if ENROLL = 1 and ATTEND = 1.

NOTES: Sandwich Course - includes persons working or studying at college during the reference week.

Studying at University, etc includes those studying for a degree in medicine and those studying at a Tertiary College. Full time courses must last 3 months or more.

Nursing, physiotherapy, etc includes those who may normally work in a hospital at the same time.

Part-time courses includes those who are working during the reference week. Also included are those studying in the evening and those on a course for less than 3 months. An evening course could be held in a school, college, polytechnic or university.

DNAs include those who are enrolled on but not attending their course.

SLEARN(1-3) - Type of activity used on training

- (1) Attend conferences, seminars or workshops
- (2) Use information from the Internet or CD ROMS
- (3) Watch TV programmes or videos
- (4) None of these

FREQUENCY: Each quarter from Spring 99

COVERAGE: Applies to all that are still attending their course or waiting for term to (re)start.

NOTES: Respondents can give up to three responses.

EDINS - Type of educational establishment currently being attended

- (1) University, college of higher education, including Open University (state system)
- (2) (Local) college of further education, tertiary college, or specialist further education college (state system)
- (3) Sixth form college (state system)
- (4) Adult education centre or WEA institution
- (5) College or university - independent (privately run)
- (6) Training centre or college run by an employer
- (7) Training centre privately run
- (8) State school
- (9) Independent school
- (10) Other
- (11) Don't know

FREQUENCY: Winter quarters only from Winter 96

COVERAGE: Applies to those aged 16 or over attending school or attending a course (AGE >=16 and (SCHOOL = 1 or ATTEND = 1)).

NOTES: DNA (-9) will include people who were not contacted in the quarter this question was asked. See Volume 1 (Background and Methodology) "Imputation in the LFS", for full details. DNAs include those who are enrolled on but not attending their course.

QUALIFICATIONS STUDIED FOR IN THE PAST 12 MONTHS

The 2003 Eurostat Ad-hoc module (Spring 2003 only) requires information about Study in the past 12 months in 'the regular national education system'. As before, this is defined as pursuing a recognised national qualification in a recognised institution.

Current students and their field of study are automatically assumed equivalent status for study in the past 12 months. The new questions below are needed to establish whether those who are not currently in formal education, have been so in the past 12 months.

ENROLLY - Enrolled on course (excluding leisure) in last year

- (1) Yes
- (2) No

FREQUENCY: Spring 2003 only

COVERAGE: Applies to all respondents who are not at present enrolled on any courses, not including leisure courses (ENROLL=2).

NOTES: This variable is included on ONS datasets only.

COURSEY - Type of course enrolled on in last year

- (1) School – full-time
- (2) School – part-time
- (3) Sandwich course
- (4) FT university, college, including 6th form college
- (5) Nursing or similar medical course
- (6) PT university/college
- (7) Open college course
- (8) Open university course
- (9) Other correspondence course
- (10) Any other self/open learning method

FREQUENCY: Spring 2003 only

COVERAGE: Applies to all respondents who have been enrolled on a course in the past 12 months (ENROLLY = 1).

NOTES: This variable is included on ONS datasets only.

QULHIY - Highest qualification studied for in last year

- (1) Degree level qualification or equivalent (including PGCE)
- (2) Diploma in higher education
- (3) HNC/HND
- (4) ONC/OND
- (5) BTEC, BEC or TEC
- (6) SCOTVEC, SCOTEC or SCOTBEC
- (7) Teaching qualification (excluding PGCE)
- (8) Nursing or other medical qualification
- (9) Other higher education qualification
- (10) A-level/Vocational A-level or equivalent
- (12) NVQ/SVQ
- (13) GNVQ/GSVQ
- (14) AS-level
- (17) SCE Standard
- (18) GCSE/Vocational GCSE
- (20) RSA
- (21) City & Guilds
- (22) YT Certificate
- (23) Any other professional/vocational qualification/foreign qualification
- (25) National Qualifications (Scotland)

FREQUENCY: Spring 2003 only

COVERAGE: Applies to all respondents who have been enrolled on a course in the past 12 months (ENROLLY = 1).

NOTES: This variable is included on ONS datasets only.

Interviewers probe for all qualifications being studied and code the one that appears highest on the list.

DEGY - Type of degree studied for in last year

- (1) Higher degree (including PGCE)
- (2) First degree
- (3) Foundation degree
- (4) Other (e.g. graduate member of a professional institute or chartered accountant)
- (5) Don't know

FREQUENCY: Spring 2003 only

COVERAGE: Applies to all respondents who said that in the last year they had studied for a degree-level qualification or higher (QULHIY = 1).

NOTES: This variable is included on ONS datasets only.

HGHY - Type of higher degree studied for in last year

- (1) **A Doctorate**
- (2) **A Masters**
- (3) **A Post Graduate Certificate in Education**
- (4) **Other postgraduate or professional qualification**
- (5) **Don't know**

FREQUENCY: Spring 2003 only

COVERAGE: Applies to all respondents who said that in the last year they had studied for a higher degree (DEGY = 1).

NOTES: This variable is included on ONS datasets only.

This question picks up further details of the degree course studied in the last year. It is designed to collect equivalent information to HIGHO, asked in the section on qualifications obtained.

TECY - Level of BTEC/BEC/TEC studied for in last year

- (1) **Higher level**
- (2) **National Certificate or National Diploma level**
- (3) **First Diploma or General Diploma level**
- (4) **First Certificate or General Certificate level**
- (5) **Don't know**

FREQUENCY: Spring 2003 only

COVERAGE: Applies to all respondents who said that in the last year they had studied for a BTEC, BEC or TEC (QULHIY = 5).

NOTES: This variable is included on ONS datasets only.

SCY - Level of SCOTVEC/SCOTEC/SCOTBEC studied for in last year

- (1) **Higher level**
- (2) **Full National Certificate**
- (3) **First Diploma or General Diploma level**
- (4) **First Certificate or General Certificate level**
- (5) **Modules towards a National Certificate**
- (6) **Don't know**

FREQUENCY: Spring 2003 only

COVERAGE: Applies to all respondents who said they were studying for a SCOTVEC, SCOTEC or SCOTBEC (QULHIY = 6).

NOTES: This variable is included on ONS datasets only.

GNVY - Level of GNVQ/GSVQ studied for in last year

- (2) Intermediate level
- (3) Foundation level

FREQUENCY: Spring 2003 only

COVERAGE: Applies to all respondents who said that in the last year they had studied for a GNVQ or GSVQ.

NOTES: This variable is included on ONS datasets only.

RSAY - Level of RSA studied for in last year

- (1) Higher Diploma level
- (2) Advanced Diploma or Advanced Certificate level
- (3) Diploma level
- (4) Some other RSA level (including stages I, II & III)
- (5) Don't know

FREQUENCY: Spring 2003 only

COVERAGE: Applies to all respondents who said that in the last year they had studied for an RSA (QULHIY = 20).

NOTES: This variable is included on ONS datasets only.

CGY - Level of City & Guilds studied for in last year

- (1) Advanced Craft level/ Part 3
- (2) Craft level/ Part 2
- (3) Foundation level/ Part 1
- (4) Don't know

FREQUENCY: Spring 2003 only

COVERAGE: Applies to all respondents who said that in the last year they had studied for a City & Guilds qualification (QULHIY = 21).

NOTES: This variable is included on ONS datasets only.

HSTY - Level of National Qualification studied for in last year

- (1) Access level
- (2) Intermediate level 1
- (3) Intermediate level 2
- (4) Higher
- (5) Advanced Higher

FREQUENCY: Spring 2003 only

COVERAGE: Applies to all respondents who said that in the last year they had studied for a National Qualification (QULHIY = 25).

NOTES: This variable is included on ONS datasets only.

NVQLEY - Highest level of NVQ/SVQ studied for in last year

- (1) Level 1**
- (2) Level 2**
- (3) Level 3**
- (4) Level 4**
- (5) Level 5**
- (6) Don't know**

FREQUENCY: Spring 2003 only

COVERAGE: Applies to all respondents who said that in the last year they had studied for an NVQ or SVQ (QULHIY = 12).

NOTES: This variable is included on ONS datasets only.

CURCODEY - Subject of highest course studied for in last year

(1.00 – 9.99) Codes for Area of Study

FREQUENCY: Spring 2003 only

COVERAGE: Applies if QULHIY = 2-4, 9 or 23 or NVQLE2Y = 2 - 5 or TECY = 1 - 3 or SCY = 1 - 3 or GNVY = 2 or CGY = 1 or 2 or RSAY = 1 - 3.

NOTES: This variable is included on ONS datasets only.

This is the subject of study of the highest level 2 qualifications and above currently being studied for. The codes for this variable are the same as those for CURCODE and SUBCOD – see Volume 5 (LFS Classifications) for breakdown of codes.

RECENTLY COMPLETED TRAINING

Job Relating Training Questions In Spring 1997

A problem with the Spring 1997 questionnaire program resulted in approximately 2,400 respondents not being asked these questions. The affected respondents were students who were still in full-time continuous education and studying at a university or college. After the error was detected attempts were made to re-interview these respondents. Approximately two thirds were successfully dealt with. Of the remainder, those interviewed at the previous wave had data rolled forward. Where this was not possible, they were treated as not answered (-8). These problem cases are identifiable since their values for ED13WK and FUTUR13 will both be -8. There are 207 such cases. This has a knock effect on the other training questions in this section which only get asked if respondents answer "yes" to ED13WK or FUTUR13. The most important one is ED4WK; a rough estimate is that there will be an undercount in Spring 1997 of about 2,000.

ED13WK - Job related training or education in the last 3 months

- (1) Yes
- (2) No

FREQUENCY: Each quarter from Summer 94

COVERAGE: Applies to all men aged 16-64 and women aged 16-59 who are not still at school. It excludes those on government training programmes who are on 'college-based programmes' and those still at school.

NOTES: ED13WK and FUTUR13 were introduced in Summer 94 and for that quarter only JOBTRN, TRSITE, TRNFEE, YTRAIN and TRNLEN were linked to these questions.

FUTUR13 - Job related training or education in the last 13 weeks

- (1) Yes
- (2) No

FREQUENCY: Each quarter from Summer 94

COVERAGE: Applies to all men aged 16-64 and women aged 16-59 who are not at school to whom ED13WK does not apply. Includes those on 'college-based' government training programmes; and excludes those still at school.

NOTES: ED13WK and FUTUR13 were introduced in Summer 94 and for that quarter only JOBTRN, TRSITE, TRNFEE, YTRAIN and TRNLEN were linked to these questions.

ED4WK - Job related education or training in last 4 weeks

- (1) Yes
- (2) No

FREQUENCY: Each quarter from Spring 92 (but not summer 94 - use ED4FUT)

COVERAGE: Applies to all men aged 16-64 and women aged 16-59 in employment and not still at school. It excludes those on government training programmes who are on 'college-based programmes' and those still at school (ED13WK = 1).

NOTES: This variable refers to education or training connected with the respondents job, or a job the respondent might be able to do in the future. See note about problem with Spring 97 data.

FUTUR4 - Job related education or training in the last 4 weeks

- (1) Yes
(2) No

FREQUENCY: Each quarter from Spring 92 (not Summer 94)

COVERAGE: Applies to all men aged 16-64 and women aged 16-59 not in employment who have done some job related education or training in last 4 weeks before the reference week. Includes those on 'college-based' government training programmes; and excludes those still at school (FUTUR13 = 1).

NOTES: FUTUR4 applies to all men 16-64 and all women 16-59 who are not at school to whom ED4WK does not apply. This variable refers to education or training connected with a job which the respondent might be able to do in the future. To get JOBTRN for - In employment, unemployed and Inactive - ED4WK and FUTUR4 need to be added together.

There are errors in the coverage of these variables in Winter 93/94 as the question was asked of those still at school and not asked of those in 'other full-time (continuous) education'; this also affects all other variables routed from these variables.

ATRAIN - Training

- (1) Job related training in last four weeks
(2) No job related training in last four weeks

FREQUENCY: Every year from 2000

COVERAGE: All men aged 16-64 and women aged 16-59 not in employment who have done some job related education or training in last 4 weeks before the reference week. Includes those on 'college-based' government training programmes; and excludes those still at school.

NOTES: This variable is included only on annual local area datasets, which are available only to ONS and those government departments which sponsor the local area enhancements.

This variable is derived from ED13WK, FUTUR13, ED4WK and FUTUR4.

NA are coded -8 and DNA are coded -9 on this variable.

ED1FUT - Job related training in last week

- (1) Yes
(2) No

FREQUENCY: Each quarter from Summer 94.

COVERAGE: Applies to all men aged 16-64 and women aged 16-59 who are not at school. All persons who received some job related education or training in the last 4 weeks (ED4FUT = 1 or ED4WK = 1 or FUTUR4 = 1).

NOTES: This variable replaced ED1WK and FUTUR1 from Summer 94.

JOBED - Was training part of the education course previously mentioned

- (1) Yes
(2) No

FREQUENCY: Each quarter from Spring 97

COVERAGE: Applies if ED13WK=1 or FUTUR13=1 and ATTEND= 1, 2.

QUALIFICATIONS FROM STUDY IN LAST 4 WEEKS

NEWQUL - Whether education will lead to a qualification

- (1) Lead to a qualification
- (2) A credit towards a qualification
- (3) Neither
- (4) Don't know

FREQUENCY: Spring quarters only from Spring 96

COVERAGE: Applies if ED4WK = 1 or FUTUR4 = 1.

NVQUL - Whether education will lead to an NVQ or SVQ

- (1) Yes
- (2) No

FREQUENCY: Spring quarters only from Spring 96

COVERAGE: Applies if NEWQUL = 1, 2 and NVQKN2 = 1.

NVQSAM - Check on whether NVQ/SVQ was reported earlier in questionnaire

- (1) Yes
- (2) No

FREQUENCY: Spring quarters only from Spring 96

COVERAGE: Applies if NEWQUL = 1,2 and NVQKN2 = 1 or QULHI = 12.

NVQHI - Highest level of NVQ/SVQ education or training leads to

- (1) Level 1
- (2) Level 2
- (3) Level 3
- (4) Level 4
- (5) Level 5
- (6) Don't know

FREQUENCY: Spring quarters only from Spring 96

COVERAGE: Applies if NEWQUL = 1,2 and NVQUL = 1.

SAMQUL - Check on whether qualification was reported earlier in questionnaire

- (1) Yes
- (2) No

FREQUENCY: Spring quarters only from Spring 96

COVERAGE: Applies if NEWQUL = 1,2 and QULHI NE 12 and NVQQUL = 2 or NVQSVQ = 4.

DIFQUL - Type of qualification being studied for (not reported earlier)

Spring 96

- (1) Degree level qualification or equivalent (including PGCE)
- (2) Diploma in higher education
- (3) HNC/HND
- (4) ONC/OND
- (5) BTEC, BEC or TEC
- (6) SCOTVEC, SCOTEC or SCOTBEC
- (7) Teaching qualification (excluding PGCE)
- (8) Nursing or other medical qualification
- (9) Other higher education qualification
- (10) A-level or equivalent
- (11) SCE
- (12) NVQ/SVQ
- (13) GNVQ/GSVQ
- (14) AS-level
- (15) Scottish certificate of sixth year studies (Scottish CSYS) or equivalent
- (16) Certificate of sixth year studies (CSYS) or equivalent
- (17) O-level or equivalent
- (18) GCSE
- (19) CSE
- (20) RSA
- (21) City & Guilds
- (22) YT Certificate
- (23) Any other professional/vocational qualification/foreign qualification
- (24) Don't know

Spring 97

- (1) Degree level qualification or equivalent (including PGCE)
- (2) Diploma in higher education
- (3) HNC/HND
- (4) ONC/OND
- (5) BTEC, BEC or TEC
- (6) SCOTVEC, SCOTEC or SCOTBEC
- (7) Teaching qualification (excluding PGCE)
- (8) Nursing or other medical qualification
- (9) Other higher education qualification
- (10) A-level or equivalent
- (11) SCE Higher
- (12) NVQ/SVQ
- (13) GNVQ/GSVQ
- (14) AS-level
- (15) Certificate of sixth year studies (CSYS) or equivalent
- (17) SCE Standard
- (18) GCSE
- (20) RSA
- (21) City & Guilds
- (22) YT Certificate
- (23) Any other professional/vocational qualification/foreign qualification
- (24) Don't know

DIFQUL continued on next page...

DIFQUL continued from previous page...

Spring 2000 onwards

- (1) Degree level qualification or equivalent (incl. PGCE)
- (2) Diploma in higher education
- (3) HNC/HND
- (4) ONC/OND
- (5) BTEC, BEC or TEC
- (6) SCOTVEC, SCOTEC or SCOTBEC
- (7) Teaching qualification (excl. PGCE)
- (8) Nursing or other medical qualification
- (9) Other higher education qualification
- (10) A-level/Vocational A-level or equivalent
- (11) DO NOT USE
- (12) NVQ/SVQ
- (13) GNVQ/GSVQ
- (14) AS-level
- (15) DO NOT USE
- (17) SCE standard
- (18) GCSE/Vocational GCSE
- (20) RSA
- (21) City & Guilds
- (22) YT Certificate
- (23) Any other professional/vocational qualifications/foreign qualifications
- (24) DO NOT USE
- (25) National Qualifications (Scotland)

FREQUENCY: Spring quarters only from Spring 96

COVERAGE: Applies if SAMQUL = 2.

NOTES: The notes for QUALS apply here also.

From Spring 2000: The Scottish Executive and the Department for Education & Employment requested that the LFS records new qualifications (see codes 10, 18 and 25) and the removal of certain qualifications from the coding frame (see codes 11 and 15).

From Spring 03: A new type of qualification known as a Foundation degree was introduced in England in Autumn 01. Foundation degrees are new employment-related, higher education qualifications and are offered full and part-time, taking two or three years to complete. Foundation degrees should be coded 1 at DIFQUL.

DEGQUL - Type of degree**Spring 96 to Spring 02**

- (1) Higher degree (including PGCE)
- (2) First degree
- (3) Other (e.g. graduate member of a professional institute or chartered accountant)
- (4) Don't know

Spring 03 onwards

- (1) Higher degree (incl. PGCE)
- (2) First degree
- (3) Foundation degree
- (4) Other (e.g. graduate member of a professional institute or chartered accountant)
- (5) Don't know

FREQUENCY: Spring quarters only from Spring 96

COVERAGE: Applies if DIFQUL = 1

NOTES: From Spring 2003: A new type of qualification known as a Foundation degree was introduced in England in Autumn 2001. Foundation degrees are new employment-related, higher education qualifications and are offered full and part-time, taking two or three years to complete. Foundation degrees should be coded 3 at the modified DEGQUL.

HGHQUL - Type of higher degree studied for in last 4 weeks

- (1) A Doctorate
- (2) A Masters
- (3) A Post Graduate Certificate in Education
- (4) Or some other kind of postgraduate or professional qualification
- (5) Don't know

FREQUENCY: Spring quarters only from Spring 99

COVERAGE: Applies to all who have studied toward a higher degree in the past 4 weeks (DEGQUL=1).

TECQUL - Level of BTEC/BEC/TEC

- (1) Higher level
- (2) National Certificate or National Diploma level
- (3) First diploma or general diploma level
- (4) First certificate or general certificate level
- (5) Don't know

FREQUENCY: Spring quarters only from Spring 96

COVERAGE: Applies if DIFQUL = 5.

SCQUL - Level of SCOTVEC/SCOTEC/SCOTBEC

- (1) Higher level
- (2) Full National Certificate
- (3) First diploma or general diploma level
- (4) First certificate or general certificate level
- (5) Modules towards a National Certificate
- (6) Don't know

FREQUENCY: Spring quarters only from Spring 97

COVERAGE: Applies if DIFQUL = 6.

GNVQUL - Level of GNVQ/GSVQ

- (1) Advanced level
- (2) Intermediate level
- (3) Foundation level
- (4) Don't know

FREQUENCY: Spring quarters only from Spring 96

COVERAGE: Applies if DIFQUL = 13.

RSAQUL - Level of RSA

- (1) Higher diploma level
- (2) Advanced diploma or advanced certificate level
- (3) Diploma level
- (4) Some other RSA level (including stages I, II & III)
- (5) Don't know

FREQUENCY: Spring quarters only from Spring 96

COVERAGE: Applies if DIFQUL = 20.

CGQUL - Level of City & Guilds

Spring 96 to Winter 96

- (1) Advanced craft level
- (2) Craft level
- (3) Some other level
- (4) Don't know

Spring 97 onwards

- (1) Advanced craft/part 3
- (2) Craft/part 2
- (3) Foundation/part 1
- (4) Don't know

FREQUENCY: Spring quarters only from Spring 96

COVERAGE: Applies if DIFQUL = 21.

HSTQUL - National qualification currently studying

- (1) **Access level**
- (2) **Intermediate level 1**
- (3) **Intermediate level 2**
- (4) **Higher**
- (5) **Advanced higher**

FREQUENCY: Each Spring quarter from Spring 01

COVERAGE: Applies if DIFQUL = 25 (National Qualification (Scotland)).

ON AND OFF THE JOB TRAINING

TRNOPP - Education or training offered

- (1) **Yes, education or training offered**
- (2) **Never offered**

FREQUENCY: Each quarter from Spring 92 to Winter 95. Spring and Autumn quarters only in 96. Spring and Winter quarters only in 97. Spring only in 99. Each quarter from Spring 2000

COVERAGE: Applies to all employees and all other men aged 16-64 and women aged 16-59, and unpaid family workers who had not had any job-related training in the last 13 weeks. It excludes those on Government training programmes who are on 'college-based programmes' and those still at school (ED4WK = 2 and WRKING = 1 or JBAWAY = 1 or OWNBUS = 1 or RELBUS = 1 and STAT = 1,4).

NOTES: Offer of education or training applies only to that offered by the employer in the respondents main job.

JOBTRN - Education & training on or off job

- (1) **On the job training only**
- (2) **Training away from job**
- (3) **Both**

FREQUENCY: Each quarter from Spring 92

COVERAGE: Applies to all those who said that they had taken part in education or training connected with a present or future job in the last four weeks. All men aged 16-64 and women aged 16-59 in employment, excluding those on 'college-based' schemes and those still at school (ED4WK = 1).

NOTES: "On the job training" means learning by example and practice while actually doing the job. Any training conducted in a classroom or training section, even if on the employers premises is not "on the job training".

JOBLRN(1-3) - Type of training done in last 4 weeks

- (1) **Attend conferences, seminars or workshops**
- (2) **Use information from the Internet or CD-ROMs**
- (3) **Watch TV programmes or videos**
- (4) **None of these**

FREQUENCY: Each quarter from Spring 99

COVERAGE: Applies if job related training done in last 4 weeks not done solely on the job.

TRSITE - Main place of education or training in work

Summer 92 to Winter 93

- (1) Employer's premises
- (2) Another employer's premises
- (3) Private training centre
- (4) Skill Centre
- (5) Employment Rehabilitation Centre
- (6) Community project
- (7) Government or LA training workshop
- (8) ITEC
- (9) At home (OU, Open Tech, correspondence course)
- (10) Open college
- (11) Polytechnic, full time education college, university
- (12) Other educational institution
- (13) None of these

Spring 94 onwards

- (1) Employer's premises
- (2) Another employer's premises
- (3) Private training centre
- (5) Employment Rehabilitation Centre
- (6) Community project
- (7) Government or LA training workshop
- (8) ITEC
- (9) At home (OU, Open Tech, correspondence course)
- (10) Open college
- (11) Polytechnic, full time education college, university
- (12) Other educational institution
- (13) None of these

FREQUENCY: Summer, Autumn and Winter quarters from Summer 92 to Winter 93. Each quarter from Spring 94 to Winter 95. Spring and Autumn quarters only in 96. Spring and Winter quarters only from Spring 97

COVERAGE: Applies to all persons in employment and all other men aged 16-64 and women aged 16-59 who have been in education or training (not solely based in the workplace) connected with a current or future job in Great Britain in the last 4 weeks (JOBTRN = 2 or 3 or FUTUR4 = 1 GB ONLY).

NOTES: Code 4 'skill centre' was deleted in Spring 94, as it was redundant. The responses were not renumbered.

Itec: Information Technology Centres provide one year training and practical work experience courses in the use of computers and other aspects of information technology.

Training Workshops: Work experience of different kinds of work in a work group producing goods or services. The sponsors are usually local authorities or voluntary community groups. Vacant factories or other premises are often used.

Community projects: Specially funded Youth Training projects of planned work experience integrated with occupationally related training and lasting one year. Many schemes are concerned with environmental or construction work. Primarily aimed at 16 year old school leavers.

TRATIR - Place of education and training in NI

- (1) Employer's premises
- (2) Another employer's premises
- (3) Private training centre
- (4) Training centre (Government run)
- (5) Employment Rehabilitation Centre
- (6) Action for community employment
- (7) Community workshop
- (9) At home (OU, Open Tech, correspondence course)
- (10) Open college
- (11) Polytechnic, Full time education college, university
- (12) Other educational institution
- (13) None of these

FREQUENCY: Spring quarters only from Spring 92 to Spring 94. Winter 94 only. Each quarter from Spring 95 to Winter 95. Spring and Autumn quarters only in 96. Spring and Winter quarters only from Spring 97

COVERAGE: Applies to all persons in employment and other all men aged 16-64 and women aged 16-59 who have been in education or training (not solely based in the workplace) connected with a current or future job in Northern Ireland in the last 4 weeks (JOBTRN = 2 or 3 or FUTUR4 = 1 NI ONLY).

TRNFEE(1-5) - Who pays the fees for training

- (1) Employer or potential employer
- (2) TFW
- (3) Other government or local authority organisation
- (4) Self, or family, or relative
- (5) Other
- (6) No fees
- (7) Don't know

FREQUENCY: Summer, Autumn and Winter quarters in 92 and 93. Each quarter from Spring 94 to Winter 95. Spring and Autumn quarters only in 96. Spring and Winter quarters only from Spring 97 to Winter 98. Winter quarters only from Winter 99

COVERAGE: Applies to all those receiving training in the last four weeks away from the job or on and off the job for a present or future job (JOBTRN = 2 or 3 or FUTUR4 = 1 GB ONLY).

NOTES: This variable was coded TRNFEE(0-6) from Summer 92 to Winter 94, then TRNFEE(0-5) from Spring 95 to Autumn 96, then TRNFEE(1-6) in Spring 97, and TRNFEE(1-5) from Winter 97 onwards.

FEEIR(1-5) - Who pays fees for training (NI)

- (1) Employer or potential employer
- (2) Government YTP
- (3) Government Adult scheme
- (4) Self, or family, or relative
- (5) Other
- (6) No fees
- (7) Don't know

FREQUENCY: Spring quarters only from Spring 92 to Spring 94. Winter 94 only. Each quarter from Spring 95 to Winter 95. Spring and Autumn quarters in 96. Spring and Winter quarters from Spring 97 to Spring 98. Winter quarters only from Winter 99 (not Winter 2000)

COVERAGE: Applies to all those receiving training in the last four weeks away from the job or on and off the job for a present or future job (JOBTRN = 2 or 3 or FUTUR4 = 1 NI ONLY).

NOTES: This variable only applies to Northern Ireland. This variable was coded FEEIR(0-6) from Spring 92 to Winter 94, then FEEIR(0-5) from Spring 95 to Autumn 96, then FEEIR(1-6) in Spring 97, and FEEIR(1-5) from Winter 97 onwards.

TRNLEN - Length of training course

- (1) Less than 1 week
- (2) 1 weeks but less than 2 weeks
- (3) 2 weeks but less than 3 weeks
- (4) 3 weeks but less than 1 month
- (5) 1 month but less than 2 months
- (6) 2 months but less than 3 months
- (7) 3 months but less than 6 months
- (8) 6 months but less than 1 year
- (9) 1 year but less than 2 years
- (10) 2 years but less than 3 years
- (11) 3 years or more
- (12) On going/no definite limit

FREQUENCY: Each quarter from Spring 92 to Winter 95. Spring and Autumn quarters only in 96. Spring and Winter quarters only from Spring 97

COVERAGE: Applies to all those on education or training connected with a present or future job in the last 4 weeks (ED4WK = 1 or FUTUR4 = 1).

NOTES: Here the total length of the course was recorded not just the part that has so far been completed. For persons engaged on day or block release the total length of training is given. For persons who have "dropped out" of a course the time spent on the course, not the length is recorded.

TRNDAY - Training course less than 1 week long

- (1-7) Number of days

FREQUENCY: Each quarter from Spring 92 to Winter 95. Spring and Autumn quarters only in 96. Spring and Winter quarters only from Spring 97 to Winter 98. Spring quarters only from Spring 99

COVERAGE: Applies to all those whose education or training connected with a present or future job lasted less than a week (TRNLEN = 1).

TRHR93 - Time spent on training

- (0-96) Hours spent training**
- (97) 97 or more hours spent training**

FREQUENCY: Each quarter from Spring 93 to Winter 98. Spring quarters only from Spring 99

COVERAGE: Applies to all those who took part in any education or training last week for a present or future job who were receiving off the job or on and off the job training (EDIFUT = 1).

NOTES: Respondents are asked for the actual number of hours spent training (away from the job) in the reference week, including any private study time. This variable replaced TRNHR from Spring 93. In Spring 93 the coverage for the questions was incorrect and the data should not be used, in Winter 93/94 although the coverage for TRONJB appears to be incorrect in the questionnaire the data is correct.

TRONJB - Time spent training on the job

- (0-96) Hours spent training**
- (97) 97 or more hours spent training**

FREQUENCY: Each quarter from Spring 93 to Winter 98. Spring quarters only from Spring 99

COVERAGE: Applies to all those who took part in any education or training last week for a present or future job who were receiving on the job training (EDIFUT = 1 and JOBTRN = 1 or 3).

NOTES: This identifies the number of training hours that are on the job training. In Spring 93 this variable was incorrectly routed to JOBTRN 2 and 3 instead of 1 and 3 and so the data should not be used. This was corrected from Autumn 92. In Winter 93/94 although the coverage for TRONJB appears to be incorrect in the questionnaire the data is correct.

LEISCL - Whether taken part in any other leisure or education classes in previous 4 weeks (i.e. not job related)

- (1) Yes**
- (2) No**

FREQUENCY: Each quarter from Spring 99

COVERAGE: Applies to all of working age or over this and currently employed.

ADULT LEARNING

TAUTQ3 - Whether has been on a taught course which has lead (would have led) to qualifications

- (1) Yes
(2) No

FREQUENCY: Each quarter from Spring 2000

COVERAGE: Applies to respondents over 16 who did not participate in training in the last 4 weeks or who are not currently enrolled on an education course or have done any leisure classes in the last 4 weeks.

NOTES: This variable is included on ONS datasets only.

TAUTSK3 - Whether has been on a taught course, designed to help develop skills for a job

- (1) Yes
(2) No

FREQUENCY: Each quarter from Spring 2000

COVERAGE: Applies if respondents are 16 or over, of working age and working or on a government scheme and did not do a taught course in last 3 years.

NOTES: This variable is included on ONS datasets only.

TAUTPR3 - Whether attended any courses / had tuition in driving, playing a musical instrument, an art or craft, sport or practical skill

- (1) Yes
(2) No

FREQUENCY: Each quarter from Spring 2000

COVERAGE: Applies if TAUTSK3=2 (not done a taught courses designed to develop skills in past 3 years) OR 'Don't Know' OR (TAUTQ3=2 (not done a taught course to lead to qualification in last 3 years) AND TAUTSK3 ≠ RESPONSE)).

NOTES: This variable is included on ONS datasets only.

EVEN3 - Whether attended evening classes

- (1) Yes
(2) No

FREQUENCY: Each quarter from Spring 2000

COVERAGE: Applies if TAUTPR3=2 (not attended any courses in a practical skill in the past three years) OR 'Don't Know'.

NOTES: This variable is included on ONS datasets only.

TAUTMT3 - Whether carried out any work on own using materials provided by employer, college, commercial organisation or other training provider

- (1) Yes
- (2) No

FREQUENCY: Each quarter from Spring 2000

COVERAGE: Applies if EVEN3=2 (not attended evening classes in past 3 years) OR 'Don't Know'.

NOTES: This variable is included on ONS datasets only.

TAUTOT3 - Whether has been on any other taught courses or received tuition in anything

- (1) Yes
- (2) No

FREQUENCY: Each quarter from Spring 2000

COVERAGE: Applies if TAUTMT3=2 (not carried out any learning involving materials from employer, college, commercial organisation or any other training provider in the last three years) OR 'Don't Know'.

NOTES: This variable is included on ONS datasets only.

NTQUL3 - Whether studied for qualifications without taking part in a taught course

- (1) Yes
- (2) No

FREQUENCY: Each quarter from Spring 2000

COVERAGE: Applies if JOBTRN ≠ 1 (not 'on the job' training only) AND JOBTRN ≠ 3 ('on the job' training and training away from job) AND APPREN ≠ 2 (still doing a recognised trade apprenticeship).

NOTES: This variable is included on ONS datasets only.

NTSUP3 - Whether received supervised training while actually doing a job

- (1) Yes
- (2) No

FREQUENCY: Each quarter from Spring 2000

COVERAGE: Applies if respondents are 16 or over, of working age and working or on a government scheme and did not do study for qualifications in last 3 years.

NOTES: This variable is included on ONS datasets only.

NTDEV3 - Whether spent any time keeping up to date with developments in the type of work you do without taking a course (i.e. reading books, journals)

- (1) Yes
- (2) No

FREQUENCY: Each quarter from Spring 2000

COVERAGE: Applies if NTSUP3=2 (not received any supervised training whilst doing a job) OR 'Don't Know' OR (NTQUL3=2 (not studied for qualifications which don't involve a taught course) AND NTSUP3 ≠ RESPONSE).

NOTES: This variable is included on ONS datasets only.

NTKNW3 - Whether improved knowledge / taught yourself a skill or studied for a qualification without taking part in a taught course

- (1) Yes
- (2) No

FREQUENCY: Each quarter from Spring 2000

COVERAGE: Applies if NTDEV3=2 (not spent any time keeping up to date with developments in the type of work you do without taking part in a taught course) OR 'Don't Know'.

NOTES: This variable is included on ONS datasets only.

ADLEARN - Type of adult learning

- (1) Taught learning only
- (2) Non-taught learning only
- (3) Taught and non-taught learning
- (4) No learning

FREQUENCY: Every year from 2000

COVERAGE: Applies to all respondents aged 16 and over.

NOTES: This variable is included only on annual local area datasets, which are available only to ONS and those government departments which sponsor the local area enhancements. The reference period for adult learning is 3 years for England and Northern Ireland and one year for Scotland and Wales.

This variable is derived from AGE, ENROLL, ED4WK, JOBTRN, APPREN, LEISCL, EVEN3, NTQUL3, NTSUP3, NTDEV3, NTKNW3, TAUTQ3, TAUTSK3, TAUTPR3, TAUTMT3, TAUTOT3.

TAUGHT EDUCATION OUTSIDE THE REGULAR EDUCATION SYSTEM

'Outside the regular education system' excludes all formal education previously coded at QUALS, QULHI and at QULHIY. It can take place either within or outside an educational institution. Eurostat includes the following as examples: a course, conference seminar or basic vocational training not leading to a recognised formal qualification including courses designed to improve personal skills and competencies for either job-related or personal reasons. Distance learning, providing it is supported, and private tuition are also included. This type of education then, encompasses a wide range of activities from driving lessons to evening classes to work-related seminars.

The latter part of this section looks at informal taught education over the past 4 weeks.

TAUTSKY - Taught courses in last year for skills

- (1) Yes
- (2) No

FREQUENCY: Spring 2003 only

COVERAGE: Applies if TAUTSK3 = YES (Been away on taught course in past 3 years) or NO RESPONSE.

NOTES: This variable is included on ONS datasets only.

TAUTPRY - Attended courses or received instruction in last year

- (1) Yes
- (2) No

FREQUENCY: Spring 2003 only

COVERAGE: Applies if TAUTPR3 = YES (Taught practical skill in past 3 years) or NO RESPONSE.

NOTES: This variable is included on ONS datasets only.

EVENY - Attended evening classes in last year

- (1) Yes
- (2) No

FREQUENCY: Spring 2003 only

COVERAGE: Applies if EVENBY = YES (attended evening classes in past 3 years) or NO RESPONSE.

NOTES: This variable is included on ONS datasets only.

TAUTMTY - Any learning with package in last year

- (1) Yes
(2) No

FREQUENCY: Spring 2003 only

COVERAGE: Applies if TAUTMT3 = YES (done learning from a package of materials in past three years) or NO RESPONSE.

NOTES: This variable is included on ONS datasets only.

TAUTOTY - Any other taught courses or instruction in last year

- (1) Yes
(2) No

FREQUENCY: Spring 2003 only

COVERAGE: Applies if TAUTOT3 = YES (had some other kind of taught course in past 3 years) or NO RESPONSE.

NOTES: This variable is included on ONS datasets only.

TAUTSUM - Number of taught courses in last year

- (1) One
(2) Two
(3) Three
(4) More than three

FREQUENCY: Spring 2003 only

COVERAGE: Applies if TAUTSKY = YES or TAUTPRY = YES or EVENY = YES or TAUTMTY = YES or TAUTOTY = YES.

NOTES: This variable is included on ONS datasets only.

TCODE - Subject of most recent course or tuition

(1.00 – 9.99) Area of study

FREQUENCY: Spring 2003 only

COVERAGE: Applies if TAUTSKY = YES or TAUTPRY = YES or EVENY = YES or TAUTMTY = YES or TAUTOTY = YES.

NOTES: This variable is included on ONS datasets only.

The codes for this variable are the same as those for CURCODE and SUBCOD – see Volume 5 (LFS Classifications) for breakdown of codes.

THRS - Number of hours instruction in last year for most recent course**(0-999) Number of hours****FREQUENCY:** Spring 2003 only**COVERAGE:** Applies if TAUTSKY = YES or TAUTPRY = YES or EVENY = YES or TAUTMTY = YES or TAUTOTY = YES.**NOTES:** This variable is included on ONS datasets only.**TPURP - Purpose of most recent course or instruction**

- (1) Mostly related to a job you do**
- (2) Mostly personal or social reasons**

FREQUENCY: Spring 2003 only**COVERAGE:** Applies if TAUTSKY = YES or TAUTPRY = YES or EVENY = YES or TAUTMTY = YES or TAUTOTY = YES.**NOTES:** This variable is included on ONS datasets only.**TWORK - Was most recent course during work hours**

- (1) Only during paid working hours**
- (2) Mostly during paid working hours**
- (3) Mostly outside paid working hours**
- (4) Only outside paid working hours**
- (5) Not employed at that time**

FREQUENCY: Spring 2003 only**COVERAGE:** Applies if TAUTSKY = YES or TAUTPRY = YES or EVENY = YES or TAUTMTY = YES or TAUTOTY = YES.**NOTES:** This variable is included on ONS datasets only.**TAUT4 - Any taught course in last 4 weeks**

- (1) Yes**
- (2) No**

FREQUENCY: Each quarter from Summer 03**COVERAGE:** Applies if respondent has been on any taught course in past three years (TAUTQ3 = 1).**NOTES:** This variable is included on ONS datasets only.**T4HRS - Number of hours spent on course****(0 - 999) Hours****FREQUENCY:** Each quarter from Summer 03**COVERAGE:** Applies if respondent attended a taught course in past 4 weeks (TAUT4 = 1).**NOTES:** This variable is included on ONS datasets only.

T4CODE - Main subject of course

(1.00 - 9.99) Area of study

FREQUENCY: Each quarter from Summer 03

COVERAGE: Applies if respondent attended a taught course in past 4 weeks (TAUT4 = 1).

NOTES: This variable is included on ONS datasets only.

The codes for this variable are the same as those for CURCODE and SUBCOD – see Volume 5 (LFS Classifications) for breakdown of codes.

T4PURP - Main purpose of training

- (1) Mostly related to a job you have**
- (2) Mostly personal or social reasons**

FREQUENCY: Each quarter from Summer 03

COVERAGE: Applies if respondent attended a taught course in past 4 weeks (TAUT4 = 1).

NOTES: This variable is included on ONS datasets only.

T4WORK - Whether training during work hours

- (1) Only during paid working hours**
- (2) Mostly during paid working hours**
- (3) Mostly outside paid working hours**
- (4) Only outside paid working hours**
- (5) Not employed at that time**

FREQUENCY: Each quarter from Summer 03

COVERAGE: Applies if respondent attended a taught course in past 4 weeks (TAUT4 = 1).

NOTES: This variable is included on ONS datasets only.

HEALTH

HEALTH PROBLEMS

The focus and number of questions on health and disability changed in Spring 1997 to reflect the provisions of the Disability Discrimination Act 1995. They are now concerned with all health problems, whilst previously the emphasis had been on problems which affect respondents work. See the June 1998 issue of *Labour Market Trends* for guidance about disability data.

From Spring 96 the frequency of disability/health questions were changed from half-yearly to quarterly. This discontinuity affected data in Spring 96, which is not consistent with any other quarters. ONS is currently investigating the possibility of producing a consistent time series.

HPRMB - Prompt to ask health questions

- (1) Continue
- (2) Too ill / distressed to answer: Visible problem
- (3) Too ill / distressed to answer: Other

FREQUENCY: Each quarter from Spring 2000 to Autumn 2000 (on ONS datasets only). Each quarter from Winter 2000

COVERAGE: Applies if aged 75 and over.

LNGLIM - Whether health problem lasting more than 12 months

- (1) Yes
- (2) No

FREQUENCY: Summer and Winter quarters only from Winter 93 to Winter 95. Each quarter from Spring 96

COVERAGE: From Spring 97 to Winter 99: Applies to all persons of working age.

From Spring 92 to Winter 96: Applies to all persons of working age and LIMITT = 1.

From Spring 2000: Applies to all persons of working age (not State pension age) OR (AGE<75 AND FIRST CONTACT) (under 75 years and first contact) OR (AGE>=75 AND HPRMB=1) (not too ill/distressed to continue).

NOTES: Respondents who answered 'yes' to LIMITT are then routed to this question. This question is asked of everyone above working age in all 5 waves for Spring 2000. From Summer onwards it is only asked in Wave 1. Do not compare Spring 2000 with other preceding quarters.

DNA (-9) will include people who were not contacted in the quarter this question was asked. See Volume 1 (Background and Methodology) "Imputation in the LFS", for full details. From 1997 all health sections start with LNGLIM. To get a comparison with earlier quarters prior to Spring 1997, use LIMITK = yes and LNGLIM = yes.

LIMITK - Whether health problem affects the kind of paid work respondent might have done

- | | |
|-----|-----|
| (1) | Yes |
| (2) | No |

FREQUENCY: Each quarter from Spring 97

COVERAGE: Applies to those with health problems and of working age or pensioners looking for work or wanting work.

NOTES: The respondents decide whether a health problem/disability limits the paid work which they can do. If respondents seek clarification, they are advised not to limit the assessment to the paid work (if any) which they do at present.

LIMITA - Whether health problem affects the amount of paid work that can be done

- | | |
|-----|-----|
| (1) | Yes |
| (2) | No |

FREQUENCY: Each quarter from Spring 97

COVERAGE: Applies to those with health problems and of working age or pensioners looking for work or wanting work.

NOTES: This question records whether a disability affects the amount of paid work undertaken, or might be undertaken, by the respondent. Again this is not restricted to the respondent's current job, nor to respondents who are currently employed.

HEAL(01-17) - What health problems does the respondent have

Spring 92 to Winter 92

- (1) Problems or disabilities connected with arms, legs, hands, feet, back or neck (including arthritis or rheumatism)
- (2) Difficulty in seeing
- (3) Difficulty in hearing
- (4) Skin conditions, allergies
- (5) Chest or breathing problems, asthma, bronchitis
- (6) Heart blood pressure or blood circulation problems
- (7) Stomach, liver kidney or digestive problems
- (8) Diabetes
- (9) Depression, bad nerves
- (10) Epilepsy
- (11) Other health problems or disabilities

Summer 93 to Winter 95

- (1) Problems or disabilities connected with arms, legs, hands, feet, back or neck (including arthritis or rheumatism)
- (2) Difficulty in seeing
- (3) Difficulty in hearing
- (4) Skin conditions, allergies
- (5) Chest or breathing problems, asthma, bronchitis
- (6) Heart blood pressure or blood circulation problems
- (7) Stomach, liver kidney or digestive problems
- (8) Diabetes
- (9) Depression, bad nerves
- (10) Epilepsy
- (11) Severe or specific learning problems (mental handicap)
- (12) Mental illness, phobias, panics or other nervous disorders
- (13) Other health problems or disabilities

Spring 96 to Winter 96

- (1) Problems or disabilities connected with arms or hands (including arthritis or rheumatism)
- (2)legs or feet
- (3)back or neck
- (4) Difficulty in seeing
- (5) Difficulty in hearing
- (6) Skin conditions, allergies
- (7) Chest or breathing problems, asthma, bronchitis
- (8) Heart blood pressure or blood circulation problems
- (9) Stomach, liver kidney or digestive problems
- (10) Diabetes
- (11) Depression, bad nerves
- (12) Epilepsy
- (13) Severe or specific learning problems (mental handicap)
- (14) Mental illness, phobias, panics or other nervous disorders
- (15) Other health problems or disabilities

HEAL(01-17) continued on next page...

HEAL(01-17) continued from previous page...

Spring 97 onwards

- (1) Problems or disabilities (including arthritis or rheumatism) connected with...arms or hands
- (2)legs or feet
- (3)back or neck
- (4) Difficulty in seeing (while wearing spectacles or contact lenses)
- (5) Difficulty in hearing
- (6) A speech impediment
- (7) Severe disfigurement, skin conditions, allergies
- (8) Chest or breathing problems, asthma, bronchitis
- (9) Heart, blood pressure or blood circulation problems
- (10) Stomach, liver kidney or digestive problems
- (11) Diabetes
- (12) Depression, bad nerves or anxiety
- (13) Epilepsy
- (14) Severe or specific learning difficulties (mental handicap)
- (15) Mental illness, or suffer from phobia, panics or other nervous disorders
- (16) Progressive illness not included elsewhere (e.g. cancer, multiple sclerosis, symptomatic HIV, Parkinson's disease, muscular dystrophy)
- (17) Other health problems or disabilities

FREQUENCY: Each quarter from Spring 92 to Winter 92. Summer and Winter quarters only from Summer 93 to Winter 95. Each quarter from Spring 96

COVERAGE: Applies to all persons in employment and all other men aged 16-64 and women aged 16-59 who said that health or disability problems limit the kind of paid work they can do. From Spring 92 to Winter 94: Applies if LIMIT = 1 and LNGLIM = 1. From Spring 95: Applies if LNGLIM = 1.

NOTES: For more accurate results always use the variable HEALTH as it gives the respondent's main/most significant health problem and not a general problem. It should also be noted that the order of health problems does not necessarily give the most problematic first. Again use HEALTH for this information.

Respondents can give up to 17 problems. This variable was coded HEAL(00-10) from Spring 92 to Winter 92; HEAL(00-12) from Summer 93 to Autumn 96; HEAL(00-14) in Winter 96; and HEAL(01-17) from Spring 97.

DNA (-9) will include people who were not contacted in the quarter this question was asked. See Volume 1 (Background and Methodology) of the LFS User Guide, *Imputation in the LFS* for details.

Code 4 - difficulty in seeing should not be considered a disability if it is effectively compensated for by wearing glasses or contact lenses.

Code 5 - difficulty in hearing should be considered without the use of a hearing aid.

Code 7 - severe disfigurements excludes those arising from tattooing or body piercing but would include scars, birthmarks, limb or postural deformation or diseases of the skin.

Code 8 - excludes hay fever (seasonal allergic rhinitis) except where it aggravates the effects of an existing condition.

Code 14 - specific learning difficulties includes conditions such as dyslexia or dyscalcula; severe learning difficulties covers mental impairments or mental handicap.

Code 15 - Mental illness includes a wide range of conditions related to mental functioning but should be a clinically well recognised illness. Mental illnesses that should not be included are; the tendency to commit arson or to steal, the tendency to physically or sexually abuse others, exhibitionism or voyeurism are not included.

Code 16 - Progressive illnesses should be recorded if there is some effect on the respondent's normal day to day activities, even if it is minor at the time of interview. If the respondent has been diagnosed with a progressive illness, but they are not suffering from any symptoms which affect their activities yet, then they should not be included.

Addiction to or dependency on alcohol, nicotine, drugs or other substance (unless resulting from the substance being prescribed for the respondent) should not be included.

HEALTH - Main health problem

- (01) Problems or disabilities (including arthritis or rheumatism) connected with... arms or hands
- (02)legs or feet
- (03)back or neck
- (04) Difficulty in seeing (while wearing spectacles or contact lenses)
- (05) Difficulty in hearing
- (06) A speech impediment
- (07) Severe disfigurement, skin conditions, allergies
- (08) Chest or breathing problems, asthma, bronchitis
- (09) Heart, blood pressure or blood circulation problems
- (10) Stomach, liver kidney or digestive problems
- (11) Diabetes
- (12) Depression, bad nerves or anxiety
- (13) Epilepsy
- (14) Severe or specific learning difficulties (mental handicap)
- (15) Mental illness, or suffer from phobia, panics or other nervous disorders
- (16) Progressive illness not included elsewhere (e.g. cancer, multiple sclerosis, symptomatic HIV, Parkinson's disease, muscular dystrophy)
- (17) Other health problems or disabilities

FREQUENCY: Each quarter from Spring 97

COVERAGE: Applies to all that have health problems (HEAL = 1-17).

NOTES: This variable records the main problem ONLY. For analysis before Spring 97 please see HEALTH(0-2).

HEALIM - Whether health problem limits activity

- (1) Yes
 (2) No
 (3) Don't know

FREQUENCY: Each quarter from Spring 97

COVERAGE: Applies if LNGLIM = 1(has long term health problem).

NOTES: This question is asked of everyone above working age in all 5 waves for Spring 2000. From Summer onwards it is only asked in Wave 1. Do not compare Spring 2000 with other preceding quarters.

Normal day-to-day activities are those which are carried out by most people on a daily basis, and we are interested in disabilities/health problems which have a substantial adverse effect on respondent's ability to carry out these activities.

There are several ways in which a problem may affect the respondent's day to day activities:

Mobility - for example, unable to travel short journeys as a passenger in a car, unable to walk other than at a slow pace or with jerky movements, difficulty in negotiating stairs, unable to use one or more forms of public transport, unable to go out of doors unaccompanied.

Manual dexterity - for example, loss of functioning in one or both hands, inability to use a knife or fork at the same time, or difficulty in pressing buttons on a keyboard

Physical co-ordination - for example, the inability to feed or dress oneself; or to pour liquid from one vessel to another except with unusual slowness or concentration.

Problems with bowel/bladder control - for example, frequent or regular loss of control of the bladder or bowel. Occasional 'bedwetting' is not considered a disability.

Ability to lift, carry or otherwise move everyday objects (for example, books, kettles, light furniture) - for example, inability to pick up a weight with one hand but not the other, or to carry a tray steadily.

Speech - for example, unable to communicate (clearly) orally with others, taking significantly longer to say things. A minor stutter, difficulty in speaking in front of an audience, or unable to speak a foreign language would not be considered impairments.

Hearing - for example, not being able to hear without the use of a hearing aid, the inability to understand speech under normal conditions or over the telephone.

Eyesight - for example, while wearing spectacles or contact lenses - being unable to pass the standard driving eyesight test, total inability to distinguish colours (excluding ordinary red/green colour blindness), or inability to read newspaper.

Memory or ability to concentrate, learn or understand - for example, intermittent loss of consciousness or confused behaviour, inability to remember names of family or friends, unable to write a cheque without assistance, or an inability to follow a recipe.

Perception of risk of physical danger - for example, reckless behaviour putting oneself or others at risk, inability to cross the road safely. This excludes (significant) fear of heights or underestimating risk of dangerous hobbies.

HEALYR - Any other past health problems or disabilities that have lasted longer than a year

- (1) Yes
(2) No

FREQUENCY: Each quarter from Spring 97

COVERAGE: Applies to men aged 16-64 and women aged 16-59.

NOTES: This should include continuous problems, or those with only intermittent effects.

This and the subsequent questions (HEALPB, HEALYL) are only asked at the first interview with a respondent, and if it is a personal interview.

Only those problems or disabilities the respondent has had in the past but no longer has should be included. Any illnesses already mentioned at HEAL should not be included.

HEALPB(01-10) - Health problems/disabilities that affected respondent in the past

- (1) Problems or disabilities (including arthritis or rheumatism) connected with... arms or hands
- (2)legs or feet
- (3)back or neck
- (4) Difficulty in seeing (while wearing spectacles or contact lenses)
- (5) Difficulty in hearing
- (6) A speech impediment
- (7) Severe disfigurement, skin conditions, allergies
- (8) Chest or breathing problems, asthma, bronchitis
- (9) Heart, blood pressure or blood circulation problems
- (10) Stomach, liver kidney or digestive problems
- (11) Diabetes?
- (12) Depression, bad nerves or anxiety
- (13) Epilepsy
- (14) Severe or specific learning difficulties (mental handicap)
- (15) Mental illness, or suffer from phobia, panics or other nervous disorders
- (16) Progressive illness not included elsewhere (e.g. cancer, multiple sclerosis, symptomatic HIV, Parkinson's disease, muscular dystrophy)
- (17) Other health problems or disabilities

FREQUENCY: Each quarter from Spring 97

COVERAGE: Applies if HEALYR =1.

NOTES: The notes for HEAL also apply here. Respondents can give up to 10 problems. From Spring 97 to Spring 99, this variable was coded HEALPB (01-17). From Summer 99, this variable is coded HEALPB (01-10).

HEALYL - Whether past health problems or disabilities limited activity

- (1) Yes
- (2) No
- (3) Don't know

FREQUENCY: Each quarter from Spring 97

COVERAGE: Applies if HEALYR = 1.

NOTES: If respondents were receiving medication or treatment, they are asked to consider what the situation would be without the medication or treatment.

The qualifying statement concerning medication or treatment includes:

- the use of a prosthesis i.e. any artificial device attached to the body as an aid, for example, an artificial limb, a heart pacemaker, or a hearing aid (except spectacles or contact lenses);
- the use of any other form of aid or equipment such as a wheelchair.

If someone says their condition does not have any affect on them because it is kept under control by treatment, they should still be coded as 'Yes' if it would have an effect without the treatment. For example, some people take medication and experience no impairment in their quality of life as a result, but without that medication they would die. These should be coded 'Yes'.

Normal day-to-day activities are those which are carried out by most people on a daily basis, and we are interested in disabilities/health problems which have a substantial adverse effect on respondent's ability to carry out these activities.

See HEALIM for examples of ways in which a problem may affect the respondent's day to day activities.

DISCURR - Current disability

- (1) Both DDA (current disability) and work-limiting disabled
- (2) DDA disabled (current disability) only
- (3) Work-limiting disabled only
- (4) Not disabled

FREQUENCY: Each quarter from Spring 98

COVERAGE: Applies to all of working age.

NOTES: DDA disabled (current disability) include people who have a long-term disability which substantially limits their day-to-day activities. Work-limiting disabled include people who have a long-term disability which affects the kind or amount of work they might do.

This variable is derived from AGE LNGLIM, HEALIM, HEAL(1-17), LIMITK, LIMITA.

XDISDDA - Unadjusted DDA disabled [READ NOTES BEFORE USING THIS VARIABLE]

- (1) Current disability only
- (2) Current and past disability
- (3) Past disability only
- (4) Not DDA disabled

FREQUENCY: Each quarter from Spring 98 to Winter 99 (on ONS datasets only), Each quarter from Spring 2000

COVERAGE: Applies to all of working age.

NOTES: This variable is designed to help users estimate the number of people who meet the DDA definition of disability. This definition has two parts: current and past disability;

Current disability includes people who have a physical or mental impairment which has a substantial and long-term adverse effect on a person's ability to carry out normal day-to-day activities, and people with a progressive condition (e.g. cancer, multiple sclerosis) from the moment any impairment resulting from it first has some effect on their ability to carry out normal day-to-day activities.

Past disability includes people who have had a disability within the DDA definition in the past, even if they have since recovered. The LFS data on past disabilities does not include any proxy response because it is not thought that proxy respondents would be able to provide accurate information on past disabilities. Therefore users need to make an adjustment to any estimates they derive from this variable involving past disabilities. The adjustment process is described below.

Adjustment for past disabilities.

To take account of the absence of proxy data, the suggested method is to apply the same proportion of proxy response in wave 1 at HEALIM to the number of people in category 3 of XDISDDA. Thus, in Spring 1998, a table of HEALIM by IOUTCOM filtered on THISWV = 1 shows that the proportion of proxy response was 24% so the adjustment made to XDISDDA is to multiply the past disabilities only category by 100/76. So the estimate of total DDA disabled people in the UK in Spring 1998 is:

	(Thousands)
Current disability only	4,682
Current and past disability	301
Past disability only	$571 * 100/76 = 751$
Total DDA disabled	5,734

This variable is derived from WORKAGE, HEALIM, HEAL, HEALYR, HEALYL, HEALPB.

ACCIDENTS

ACCDNT - Whether had work related accident in previous 12 months

- (1) Yes
- (2) No

FREQUENCY: Winter quarters only from Winter 93

COVERAGE: Applies to all persons in employment and all other men aged 16-64 and women aged 16-59 who left a job in the previous 12 months.

NOTES: DNA (-9) will include people who were not contacted in the quarter this question was asked. See Volume 1 (Background and Methodology) "Imputation in the LFS", for full details.

ROAD - How injury was caused

- (1) Road accident
- (2) Some other way

FREQUENCY: Winter quarters only from Winter 93

COVERAGE: Applies to all persons in employment and all other men aged 16-64 and women aged 16-59 who left a job in the previous 12 months (ACCDNT = 1).

NOTES: DNA (-9) will include people who were not contacted in the quarter this question was asked. See Volume 1 (Background and Methodology) "Imputation in the LFS", for full details.

WCHJB - Job title check

- (1) (Main job last week or previous job title) [OCCT]
- (2) (Second job title) [OCCT2]
- ~~(3) (Job 3 months ago title) [M3OCCT] (Deleted from Spring 1999)~~
- (4) Some other job

FREQUENCY: Winter quarters only from Winter 93

COVERAGE: Applies to all persons in employment, and other men aged 16-64 and women aged 16-59 who left a job in the previous 12 months (ACCDNT = 1).

NOTES: This variable applies to respondents who had an accident in the previous 12 months and identifies whether the job being done at the time of the accident was the same as previously mentioned.

DNA (-9) will include people who were not contacted in the quarter this question was asked. See Volume 1 (Background and Methodology) "Imputation in the LFS", for full details.

GOBACK - How soon able to start work after road accident

- (1) Still off paid work
- (2) Expects never to do paid work again
- (3) Same day
- (4) Day after the accident
- (5) On 2nd day after accident
- (6) On 3rd day after accident
- (7) On 4th day after accident
- (8) On 5th day or longer after accident
- (9) Don't know

FREQUENCY: Winter quarters only from Winter 93

COVERAGE: Applies to all persons in employment, and other men aged 16-64 and women aged 16-59 who left a job in the previous 12 months (ACCDNT = 1).

NOTES: This variable applies to respondents who had a road accident in the previous 12 months. DNA (-9) will include people who were not contacted in the quarter this question was asked. See Volume 1 (Background and Methodology), Imputation in the LFS, for full details.

CHILD CARE

CHATT(01-10) - Child attendance type

- (1) Play group
- (2) Day nursery
- (3) Nursery school
- (4) Infant school
- (5) Primary school
- (6) Out of school club
- (7) Holiday scheme
- (8) Family or combined centre
- (9) Boarding school (spontaneous only)
- (10) Other (spontaneous only)
- (11) None of these

FREQUENCY: Autumn quarters only from Autumn 01

COVERAGE: Applies if AGE < 15.

NOTES: Respondents with children are asked if their child used or attended a variety of childcare *at any time, on any day* during the reference week. 'Attend' means that the child actually attends the provision, not simply that the child was 'registered' to attend.

CHINF(1-2) - Infant school class

- (1) Reception class
- (2) Nursery class
- (3) None of these

FREQUENCY: Autumn quarters only from Autumn 01

COVERAGE: Applies if CHATT = 4.

NOTES: This question variable applies if the child attended an Infants school during the reference week.

CHPRI(1-2) - Primary school class

- (1) Reception class
- (2) Nursery class
- (3) None of these

FREQUENCY: Autumn quarters only from Autumn 01

COVERAGE: Applies if CHATT = 5.

NOTES: This question variable applies if the child attended a Primary school during the reference week.

CTRM - Reference week school period

- (1) Term time
- (2) Half term
- (3) Other school holidays
- (4) Not applicable

FREQUENCY: Autumn quarters only from Autumn 01

COVERAGE: Applies if AGE = 3-14 and CHATT is not 3, 4 or 5.

NOTES: Children aged 2 or under are autocoded to N/A. If CHATT = 3 (Nursery school), 4 (Infants school), or 5 (Primary school) then this question is autocoded as 1 (Term time).

CHPEO(1-9) - Other carers

- (1) The child's grandparents
- (2) Non-resident parent or ex-partner
- (3) Child's brother or sister
- (4) Other relatives
- (5) Childminder
- (6) Nanny/Au pair (incl. live-in & day nanny)
- (7) Friends or neighbours
- (8) Other non-relatives
- (9) None of these
- (10) Does not require minding (spontaneous only)

FREQUENCY: Autumn quarters only from Autumn 01

COVERAGE: Applies if AGE<15.

NOTES: Respondents are asked to identify all those who *at any time, on any day* during the reference week looked after the child in question, other than the resident parent/guardian.

COTH - Other type of childcare

- (1) Yes
- (2) No

FREQUENCY: Autumn quarters only from Autumn 01

COVERAGE: Applies if CHATT = 11(none of the above) and CHPEO = 9 (none of the above).

INCOME

Up to Winter 96, all questions in the income section were asked of respondents in wave 5. From Spring 97 they have been asked in wave 1 as well. The combined wave weight is called NEWIWT and is available up to Winter 99, then from Spring 2000 onwards it is called INTIW02 (see WEIGHTS section in this guide for further weight information). The weights from Spring 2000 onwards are integers; prior to this period they were given up to two decimal places.

Coverage of the following questions includes only people aged 16-69 plus those aged 70 and over who are in employment which means that data for old age pensions etc. will be distorted. The income questions are not addressed to respondents who are self employed.

INCOME PAY BANDS

Pay Bands are used in the variables BANDG, BANDN, BANDG2, BANDN2, OCCBAN and OTHBAN.

ANNUAL (£)		MONTHLY (£)		WEEKLY (£)	
1.1	0	2.1	0	3.1	0
1.2	1 - 499	2.2	1 – 49	3.2	1 - 9
1.3	500 - 999	2.3	50 – 99	3.3	10 - 19
1.4	1000 - 1499	2.4	100 – 149	3.4	20 - 29
1.5	1500 - 1999	2.5	150 – 199	3.5	30 - 39
1.6	2000 - 2499	2.6	200 – 249	3.6	40 - 49
1.7	2500 - 2999	2.7	250 – 299	3.7	50 - 59
1.8	3000 - 3499	2.8	300 – 349	3.8	60 - 69
1.9	3500 - 3999	2.9	350 – 399	3.9	70 - 79
1.10	4000 - 4499	2.10	400 – 449	3.10	80 - 89
1.11	4500 - 4999	2.11	450 – 499	3.11	90 - 99
1.12	5000 - 5999	2.12	500 – 549	3.12	100 - 109
1.13	6000 - 6999	2.13	550 – 599	3.13	110 - 124
1.14	7000 - 7999	2.14	600 – 649	3.14	125 - 149
1.15	8000 - 8999	2.15	650 – 699	3.15	150 - 174
1.16	9000 - 9999	2.16	700 – 799	3.16	175 - 199
1.17	10000 - 10999	2.17	800 – 899	3.17	200 - 224
1.18	11000 - 11999	2.18	900 – 999	3.18	225 - 249
1.19	12000 - 12999	2.19	1000 – 1099	3.19	250 - 274
1.20	13000 - 13999	2.20	1100 – 1199	3.20	275 - 299
1.21	14000 - 14999	2.21	1200 – 1299	3.21	300 - 324
1.22	15000 - 15999	2.22	1300 – 1399	3.22	325 - 349
1.23	16000 - 16999	2.23	1400 – 1499	3.23	350 - 374
1.24	17000 - 17999	2.24	1500 – 1599	3.24	375 - 399
1.25	18000 - 18999	2.25	1600 – 1699	3.25	400 - 424
1.26	19000 - 19999	2.26	1700 – 1799	3.26	425 - 449
1.27	20000 - 22999	2.27	1800 – 1899	3.27	450 - 474
1.28	23000 - 25999	2.28	1900 – 1999	3.28	475 - 499
1.29	26000 - 28999	2.29	2000 – 2199	3.29	500 - 549
1.30	29000 - 31999	2.30	2200 – 2499	3.30	550 - 599
1.31	32000 - 34999	2.31	2500 – 2999	3.31	600 - 649
1.32	35000 - 37999	2.32	3000 – 3499	3.32	650 - 699
1.33	38000 - 40999	2.33	3500 – 3999	3.33	700 - 749
1.34	41000 - or more	2.34	4000 - or more	3.34	750 - or more

GROSS INCOME

INCNOW - Prompt to ask income questions

- (1) Now
- (2) Later
- (3) Non-contact (proxy interview not possible)
- (8) Answer state benefit questions only
- (9) Refusal

FREQUENCY: Each quarter from Winter 92

COVERAGE: Applies to all aged 16-69 or otherwise in work in reference week.

GROSS99 - Gross pay before deductions

- (1-99994) £1 to £99994 (self assessment)
- (99995) Paid £99995 or more (self assessment)
- (-6) No pay yet received
- (-8) Don't know/Refusal

FREQUENCY: Each quarter from Spring 99 (Waves 1 and 5 only)

COVERAGE: Applies to all employees and those on a government scheme (not New Deal in the voluntary sector or environmental task force).

NOTES: This variable replaces GOVGRO and EMPGRO from Spring 99.

GRSPRD - Period covered by last (gross) pay

- (1) One week
- (2) Two weeks
- (3) Three weeks
- (4) Four weeks
- (5) Calendar month
- (7) Two calendar months
- (8) Eight times a year
- (9) Nine times a year
- (10) Ten times a year
- (13) Three months/13 weeks
- (26) Six months/26 weeks
- (52) One year/12 months/52 weeks
- (90) Less than one week
- (95) One off/lump sum
- (97) None of these

FREQUENCY: Each quarter from Spring 99 (Waves 1 and 5 only)

COVERAGE: Applies to all those giving a figure for either their actual last payment as an employee or on a government scheme, or a figure for the payment which they expect.

NOTES: This question replaces GOEMGB as of Spring 99.

GRSEXP - Gross pay expected

(1-99994)	£1 to £99994 (self assessment)
(99995)	Paid £99995 or more (self assessment)
(-8)	Don't know/Refusal

FREQUENCY: Each quarter from Spring 99 (Waves 1 and 5 only)

COVERAGE: Applies to all who have not yet received pay from a government scheme or an employer.

NOTES: This question replaces GOEMEX as of Spring 99.

BANDG - Weekly - monthly - annual pay bands

Winter 92 to Winter 96 - See Volume 5 (LFS Classifications) for band details
Spring 97 onwards - See start of Income section in this volume

FREQUENCY: Each quarter from Winter 92

COVERAGE: Applies to all persons on a government scheme or employee, who do not know their gross pay.

NOTES: BANDG was changed from a numeric to a text variable in Autumn 97, but the bands are coded using two decimal places.

GRSSWK - Gross weekly pay in main job

Amount (£)

FREQUENCY: Each quarter from Winter 92

COVERAGE: Applies to all employees and those on schemes.

NOTES: If GRSSWK is greater than £3,500, or GRSSWK is greater than £1,000 and the respondent is a manual worker, then the case is not given an income weight. Non-response to this question will also be zero-weighted.

In Winter 96/97 and Spring 97, some records were coded as zero instead of -8. Users should filter on GRSSWK > 0 to exclude these records.

Standard filters used to calculate average gross weekly earnings are GRSSWK>0 and HOURPAY>0 and HOURPAY<100.

This variable is derived from STAT, EVERWK, INCNOW, NEWDEAL, GRSPRD, GRSEXP, & GROSS99.

GROSSWK - Gross weekly earning (percentiles) - full/part time employees in main job

Lower decile	}	
Lower quartile	}	
Median	}	£ amounts
Upper quartile	}	
Upper decile	}	

FREQUENCY: Each quarter from Winter 92 to Spring 03.

COVERAGE: Applies to all employees and those on schemes.

NOTES: This variable was only available on Quanvert. It is derived from STAT, EVERWK, INCNOW, NEWDEAL, GRSPRD, GRSEXP, & GROSS99.

HOURPAY - Average gross hourly pay

Amount (£)

FREQUENCY: Each quarter from Autumn 93

COVERAGE: Applies to all employees and those on schemes.

NOTES: This variable is derived from GRSSWK, POTHR and BUSHR.

Occasionally there are records with abnormally high levels for HOURPAY. Users may wish to filter out such records, for example by specifying HOURPAY = 0 - 99. This method is used for published LFS income data. In Winter 96/97 and Spring 97, some records were coded as zero instead of -8. Users should filter on HOURPAY > 0 to exclude these records.

USGRS99 - Whether gross pay last received is the same as that received each similar period

(1)	Yes
(2)	No
(3)	No usual amount

FREQUENCY: Each quarter from Spring 1999 (Waves 1 and 5 only)

COVERAGE: Applies to all those giving a figure for their actual last payment as an employee or on a government scheme, excluding those giving an annual amount.

USUGPAY - What is usual pay received for period covered by last pay

(1-99994)	£1 to £99994 (self assessment)
(99995)	Paid £99995 or more (self assessment)
(-8)	Don't know/Refusal

FREQUENCY: Each quarter from Spring 99 (Waves 1 and 5 only)

COVERAGE: Applies to all those giving a figure for their actual last payment as an employee or on government scheme, excluding those giving an annual amount.

NET INCOME

NET99 - What is take home pay after deductions

(1-99994)	£1 to £99994
(99995)	£99995 or more
(-7)	Same as Gross
(-8)	Don't know/Refusal

FREQUENCY: Each quarter from Spring 99 (Waves 1 and 5 only)

COVERAGE: Applies to all those giving a figure for their actual last gross pay as an employee or on a government scheme, and those who did not know the amount.

YVARY99 - Reason pay varies

(1)	Number of hours, days of work vary
(2)	Amounts of bonuses, tips, commission varies
(3)	Number of hours of overtime varies
(4)	Other reason

FREQUENCY: Each quarter from Spring 99

COVERAGE: Applies to those who have no usual level of net or gross pay from employer.

NOTES: This variable replaces YVARY and is asked of both employees and those on a government scheme.

BANDN - Weekly - monthly - annual pay bands

Winter 92 to Winter 96 - See Volume 5 (LFS Classifications) for band details
Spring 97 onwards - See start of Income section in this volume

FREQUENCY: Each quarter from Winter 92

COVERAGE: Applies to those who are on government scheme or employees who do not know their net pay.

NOTES: BANDN was changed from a numeric to a text variable in Autumn 1997, but the bands are coded using two decimal places.

NETWK - Net weekly pay in main job

Amount (£)

FREQUENCY: Each quarter from Winter 92

COVERAGE: Applies to all employees and those on schemes.

NOTES: In Winter 96 and Spring 97, some records were coded as zero instead of -8. Users should filter on HOURPAY > 0 to exclude these records.

This variable is derived from STAT, EVERWK, INCNOW, NEWDEAL, NETPRD, NET99, & BANDN.

NETPRD - Period covered by last net pay

- (1) One week
- (2) Two weeks
- (3) Three weeks
- (4) Four weeks
- (5) Calendar month
- (7) Two calendar months
- (8) Eight times a year
- (9) Nine times a year
- (10) Ten times a year
- (13) Three months/13 weeks
- (26) Six months/26 weeks
- (52) One year/12 months/52 weeks
- (90) Less than one week
- (95) One off/lump sum
- (97) None of these

FREQUENCY: Each quarter from Spring 99 (Waves 1 and 5 only)

COVERAGE: Applies to all those giving a figure for their actual last payment as an employee or on a government scheme.

NOTES: This question replaces NETGA from Spring 99.

USNET99 - Whether last net pay was usual net pay for period covered by payment

- (1) Yes
- (2) No
- (3) No usual amount

FREQUENCY: Each quarter from Spring 99 (waves 1 and 5 only)

COVERAGE: Applies to all those giving a **figure** for their actual last net pay as an employee or from a government scheme, or whose net pay was the same as their gross pay, or have not yet received any pay from their employer.

NOTES: This question replaces USEMPN from Spring 99.

USUNPAY - What would usual amount of net pay for period be

- (1-99994) £1 to £99994
- (99995) £99995 or more
- (-7) Same as Gross
- (-8) Don't know/Refusal

FREQUENCY: Each quarter from Spring 99 (Waves 1 and 5 only)

COVERAGE: Applies to all those giving a figure for their actual last net pay as an employee or from a government scheme, or whose net pay was the same as their gross pay, or have not yet received any pay from their employer.

NOTES: This question replaces USEMPN from Spring 99.

INCCHK - Interviewer check question: whether the amount recorded as net earnings being greater than gross earnings is correct

- (1) Yes
- (2) No

FREQUENCY: Each quarter from Spring 96

COVERAGE: Applies if NET99>GROSS99.

NOTES: This variable is available on datasets from Spring 96 to Autumn 99 only, however, it is still asked in the LFS questionnaire.

YPAYL - Reason for pay being less than usual

- (1) Absence from work through illness
- (2) Worked less overtime than usual
- (3) Annual leave
- (4) Bank holiday
- (5) Worked less hours for other reason
- (6) Maternity pay
- (7) Other reason

FREQUENCY: Each quarter from Spring 99 (Waves 1 and 5 only)

COVERAGE: Applies to all whose most recent pay was less than the pay which they would usually receive for the same period of time.

PAYSSP - Whether received Statutory Sick Pay

- (1) Yes
- (2) No

FREQUENCY: Each quarter from Spring 99 (Waves 1 and 5 only)

COVERAGE: Applies to all who did not receive their usual amount of pay, last time they were paid, because of illness absence from work.

YPAYM - Reason for pay being more than usual

- (1) It included advance holiday pay
- (2) It included a tax refund
- (3) Worked more overtime than normal
- (4) It included a pay increase
- (5) It included a bonus payment, tips or commission
- (6) Other reason

FREQUENCY: Each quarter from Spring 99 (Waves 1 and 5 only).

COVERAGE: Applies to all whose most recent pay was more than the pay which they would usually receive for the same period of time.

ERNFILT - Whether last pay contained any additions to basic pay

- (1) Yes
- (2) No
- (3) Don't know

FREQUENCY: Each quarter from Spring 99 (Waves 1 and 5 only)

COVERAGE: Applies to all giving specific amount for last gross or net pay.

ERNCM(01-11) - Payments included in last gross pay

- (1) Overtime payments
- (2) Payments for working unsociable hours
- (3) Shift allowances
- (4) Bonuses
- (5) Profit related pay
- (6) Piecework payments or payment by result
- (7) Tips or gratuities
- (8) London or other regional allowances
- (9) Stand-by or on-call allowances
- (10) Tax credits
- (11) Any other additions to basic pay

FREQUENCY: Each quarter from Spring 01

COVERAGE: Applies if ERNFILT = 1 (last pay contained additions to basic pay) or 3 (don't know).

NOTES: This question is useful in determining how wage levels correlate with employment patterns, as well as allowing more accurate analysis of how calculations of average hourly earnings should be adjusted to allow for hidden components.

BONCMP(1-4) - Which type of bonus did pay contain

- (1) Group or team bonuses
- (2) Individual Bonuses
- (3) Commission or sales bonuses
- (4) Other type of bonus

FREQUENCY: Each quarter from Spring 99 (Waves 1 and 5 only)

COVERAGE: Applies to those whose last pay contained additions to their basic, in the form of bonuses.

HOURLY - Whether paid a fixed hourly rate

- (1) Yes
- (2) No

FREQUENCY: Each quarter from Spring 99 (Waves 1 and 5 only)

COVERAGE: Applies to all whose last pay period is less than monthly, a lump sum or is not known. Respondents should still answer 'yes' here if their rate varies for working at different times of the day (e.g. some people are paid more for working early in the morning).

HRRATE - What is basic hourly rate

- (1-994) Amount in pounds and pence
- (995) £995 or more
- (-8) Don't know/Refusal

FREQUENCY: Each quarter from Spring 99 (Waves 1 and 5 only)

COVERAGE: Applies to those who are paid a fixed hourly rate.

OVRTME - At what rate is overtime paid

- (1) Your normal basic rate of pay?
- (2) More than your normal basic rate of pay?
- (3) Or less than your normal basic rate of pay?
- (4) Don't know

FREQUENCY: Each quarter from Spring 99 to Winter 2000 (Waves 1 and 5 only). Each quarter from Spring 02

COVERAGE: Applies to those who have ever work overtime.

METHPY - Usual method of payment

- (1) Directly into a bank / building society
- (2) In cash
- (3) By cheque
- (4) In kind
- (5) Or in some other way

FREQUENCY: Each quarter from Spring 99 (Waves 1 and 5 only)

COVERAGE: Applies to all receiving payment from employer or as self employed.

NOTES: Options 4 and 5 are only available if stated spontaneously by the respondent.

PYSLIP - Whether pay slip usually received

- (1) Yes
- (2) No

FREQUENCY: Each quarter from Spring 99 (Waves 1 and 5 only)

COVERAGE: Applies to all receiving payment directly to their bank accounts, in cash or by cheque.

USESLP - Type of documentation used to check income detail

- (1) Pay slip
- (2) Bank / building society accounts / statements
- (3) Other
- (4) None

FREQUENCY: Each quarter from Summer 98 (Waves 1 and 5 only)

COVERAGE: Applies to all those in work as employees/self-employed responding to pay questions.

GROSS INCOME - SECOND JOB

HOURLY2 - Paid fixed hourly rate in second job

- (1) Yes
(2) No

FREQUENCY: Each quarter from Spring 03

COVERAGE: Applies if respondents has a second job and is an employee (STAT2 = 1).

NOTES: This variable is included on ONS datasets only.

Respondents who are paid different rates for working different times or days are coded 1 and asked their basic rate of pay at the next question.

HRRATE2 - Basic hourly rate in second job

- (1-994) Amount in pounds & pence
(995) £995 or more
(-8) Don't know/Refusal

FREQUENCY: Each quarter from Spring 03

COVERAGE: Applies if respondent is paid an hourly rate in their second job (HOURLY2 = 1).

NOTES: This variable is included on ONS datasets only.

In SuperCROSS this variable is called HRRATE2C and HRRATE2S. See note on page 2 for more information on SuperCROSS variables.

SECGRO - Gross pay before deductions

- (1-99994) £1 - £99994 (self assessment)
(99995) Paid £99995 or more
(-6) No pay received yet
(-8) Don't know/Refusal

FREQUENCY: Each quarter from Winter 92

COVERAGE: Applies to all employees in a second job.

SECGA - Period of gross earnings (2nd Job)**Winter 92 to Winter 95**

- (01) Less than one week
- (02) One week
- (03) Two weeks
- (04) Three weeks
- (05) Four weeks
- (06) Calendar month/five week month
- (07) Three months
- (08) Six months
- (09) One year
- (10) Other period

Spring 96 onwards

- (01) One week
- (02) Two weeks
- (03) Three weeks
- (04) Four weeks
- (05) Calendar month
- (07) Two calendar months
- (08) Eight times a year
- (09) Nine times a year
- (10) Ten times a year
- (13) Three months/13 weeks
- (26) Six months/26 weeks
- (52) One year/12 months/52 weeks
- (90) Less than one week
- (95) One off/lump sum
- (97) None of these

FREQUENCY: Each quarter from Winter 92

COVERAGE: Applies to all employees in a second job.

SECEX - Expected gross earnings**Amount of pay**

- (1-99994) £1 - £99994 (self assessment)
- (99995) Paid £99995 or more
- (-8) Don't know/Refusal

FREQUENCY: Each quarter from Winter 92

COVERAGE: Applies to all employees in a second job who have not received pay yet.

SECGB - Period of expected earnings

Winter 92 to Winter 95

- (01) Less than one week
- (02) One week
- (03) Two weeks
- (04) Three weeks
- (05) Four weeks
- (06) Calendar month/five week month
- (07) Three months
- (08) Six months
- (09) One year
- (10) Other period

Spring 96 onwards

- (01) One week
- (02) Two weeks
- (03) Three weeks
- (04) Four weeks
- (05) Calendar month
- (07) Two calendar months
- (08) Eight times a year
- (09) Nine times a year
- (10) Ten times a year
- (13) Three months/13 weeks
- (26) Six months/26 weeks
- (52) One year/12 months/52 weeks
- (90) Less than one week
- (95) One off/lump sum
- (97) None of these

FREQUENCY: Each quarter from Winter 92

COVERAGE: Applies to all employees in a second job.

BANDG2 - Weekly - monthly - annual pay bands

Winter 92 to Winter 96 - See Volume 5 (LFS Classifications) for band details
Spring 97 onwards - See start of Income section in this volume

FREQUENCY: Each quarter from Winter 92

COVERAGE: Applies to all employees in a second job who do not know their gross pay.

NOTES: BANDG2 was changed from a numeric to a text variable in Autumn 1997, but the bands are coded using two decimal places.

GRSSWK2 - Gross weekly pay in second job

Amount (£)

FREQUENCY: Each quarter from Winter 92

COVERAGE: Applies to all employees in a second job.

NOTES: This variable is derived from STAT2, INCNOW, SECGRO, SECGA, SECGA, SECEX, BANDG2.

NET INCOME SECOND JOB**SECNET - Net pay after deductions**

(1-99994)	£1 - £99994 (self assessment)
(99995)	Paid £99995 or more
(99997)	Same as gross
(-8)	Don't know/Refusal

FREQUENCY: Each quarter from Winter 92

COVERAGE: Applies to all employees in a second job.

SCNTGA - Net pay period of earnings**Winter 92 to Winter 95**

(01)	Less than one week
(02)	One week
(03)	Two weeks
(04)	Three weeks
(05)	Four weeks
(06)	Calendar month/five week month
(07)	Three months
(08)	Six months
(09)	One year
(10)	Other period

Spring 96 onwards

(01)	One week
(02)	Two weeks
(03)	Three weeks
(04)	Four weeks
(05)	Calendar month
(07)	Two calendar months
(08)	Eight times a year
(09)	Nine times a year
(10)	Ten times a year
(13)	Three months/13 weeks
(26)	Six months/26 weeks
(52)	One year/12 months/52 weeks
(90)	Less than one week
(95)	One off/lump sum
(97)	None of these

FREQUENCY: Each quarter from Winter 92

COVERAGE: Employees in a second job.

BANDN2 - Weekly - monthly - annual pay bands (2nd job)

Winter 92 to Winter 96 - See Volume 5 (LFS Classifications) for band details
Spring 97 onwards - See start of Income section in this volume

FREQUENCY: Each quarter from Winter 92

COVERAGE: Applies to all employees in a second job who do not know their net pay.

NOTES: BANDN2 was changed from a numeric to a text variable in Autumn 1997, but the bands are coded using two decimal places.

NETWK2 - Net weekly pay in 2nd job

Amount (£)

FREQUENCY: Each quarter from Winter 92

COVERAGE: Applies to all employees in a second job.

NOTES: This variable is derived from STAT2, INCNOW, SECNET, SCNTGA, BANDN2.

BROADBANDED VARIABLES

Broadbanded variables are found on the UA/LA (Unitary Authorities and Local Area) datasets only.

AGEB - Age band

(1)	0-4
(2)	5-10
(3)	11-15
(4)	16-17
(5)	18-24
(6)	25-29
(7)	30-34
(8)	35-39
(9)	40-44
(10)	45-49
(11)	50-54
(12)	55-59
(13)	60-64
(14)	65-69
(15)	70-74
(16)	75+

FREQUENCY: Each quarter from Spring 2000 (on UA/LA datasets only)

COVERAGE: Applies to all.

NOTES: Broadbanding of AGE.

AGEDFEB - Band age at preceding 31 August

(1)	0-4
(2)	5-10
(3)	11-15
(4)	16-17
(5)	18-24
(6)	25-29
(7)	30-34
(8)	35-39
(9)	40-44
(10)	45-49
(11)	50-54
(12)	55-59
(13)	60-64
(14)	65-69
(15)	70-74
(16)	75+

FREQUENCY: Each quarter from Spring 2000 (on UA/LA datasets only)

COVERAGE: Applies to all.

NOTES: Broadbanding of AGEDFE.

HEALB(1-5) - Respondent's health problems (banded)

- (1) **Problems or disabilities connected with arms, legs, hands, feet, back or neck**
- (2) **Difficulty in seeing or hearing**
- (3) **Chest or breathing problems**
Heart, blood pressure or blood circulation problems
Stomach, liver kidney or digestive problems
Diabetes
- (4) **Depression, bad nerves**
Severe or specific learning problems
Mental illness, phobias, panics or other nervous disorders
- (5) **Speech impediment**
Severe disfigurement, skin conditions, allergies
Epilepsy
Progressive illnesses not included elsewhere
Other health problems or disabilities

FREQUENCY: Each quarter from Spring 97 (on UA/LA datasets only)

COVERAGE: Applies to all persons in employment and all other men aged 16-64 and woman aged 16-59 who said that health or disability problems limit the kind of paid work they can do.

NOTES: Broadbanding of HEAL. Replaces HEALBB(1-5) from Spring 1997.

HEALTHB - Health problems which affect respondent the most (banded)

- (1) **Problems or disabilities connected with arms, legs, hands, feet, back or neck**
- (2) **Difficulty in seeing or hearing**
- (3) **Chest or breathing problems**
Heart, blood pressure or blood circulation problems
Stomach, liver kidney or digestive problems
Diabetes
- (4) **Depression, bad nerves or anxiety**
Severe or specific learning problems
Mental illness, phobias, panics or other nervous disorders
- (5) **Speech impediment**
Severe disfigurement, skin conditions, allergies
Epilepsy
Progressive illnesses not included elsewhere
Other health problems or disabilities

FREQUENCY: Each quarter from Spring 97 (on UA/LA datasets only)

COVERAGE: Applies to all persons in employment and all other men aged 16-64 and woman aged 16-59 who said that health or disability problems limit the kind of paid work they can do.

NOTES: Broadbanding of HEALTH. Replaces HEABB(0-2) from Spring 1997.

INDSECS - Industry Sectors in second job (banded)

- (1) **Agriculture & Fishing**
- (2) **Energy & Water**
- (3) **Manufacturing**
- (4) **Construction**
- (5) **Distribution, Hotels & Restaurants**
- (6) **Transport**
- (7) **Banking, Finance & Insurance**
- (8) **Public admin., Education & Health**
- (9) **Other Services**
- (10) **Workplace outside UK**

FREQUENCY: Each quarter from Winter 93 (on UA/LA datasets only)

COVERAGE: Applies to all persons in employment who have a regular additional job.

NOTES: Broadbanding of INDS92S.

SNGDEGB - Single subject of degree (banded)

- (1) **Medicine**
- (2) **Medical related subjects**
- (3) **Biological Sciences**
- (4) **Agricultural Sciences**
- (5) **Physical/Environmental Sciences**
- (6) **Mathematical Sciences & Computing**
- (7) **Engineering**
- (8) **Technology**
- (9) **Architecture and related studies**
- (10) **Social Sciences**
- (11) **Business & Financial studies**
- (12) **Librarianship & Information studies**
- (13) **Linguistics, English, Celtic and Ancient**
- (14) **European Languages**
- (15) **Other Languages**
- (16) **Humanities**
- (17) **Arts**
- (18) **Education**

FREQUENCY: Each quarter from Summer 97 (on UA/LA datasets only)

COVERAGE: Applies if DEGREE= 1, 2, 3 OR QUALS=8.

NOTES: Broadbanding of SNGDEG.

SYSTEM VARIABLES

System variables are included within the LFS questionnaire to aid the flow of the interview and provide additional information which is necessary for the procedure of the survey at subsequent waves, but is not collected for data purposes. Unless otherwise specified, they apply to all persons/households.

Households can be uniquely identified, and tracked through subsequent quarters by using QUOTA, WEEK, W1YR, QRTR, ADD, WAVFND and HHLID. Persons within a household are identified by RECNO.

NURSE - Whether living in NHS accommodation

- (1) **Persons in NHS accommodation**
- (-9) **Persons not in NHS accommodation**

FREQUENCY: Each quarter from Winter 92

NOTES: This variable should be used as a filter for an either/or response only.

HALLRES - Whether living in a hall of residence

- (1) **Yes**
- (2) **No**

FREQUENCY: Each quarter from Summer 96

COVERAGE: Applies to all aged 16 or over.

NOTES: This is an interviewer check question (not asked of the respondent) to confirm whether there are any household members currently living in a hall of residence and therefore eligible to be interviewed as part of this household.

QUOTA - Stint number where interview took place

- (1-223) **Stint number**

FREQUENCY: Each quarter from Spring 92

NOTES: The LFS sample is divided into 223 stints each week to be allocated to face-to-face interviews. See Volume 1 (Background and Methodology) for further information.

WEEK - Week number when interview took place

- (1-13) **Week number**

FREQUENCY: Each quarter from Spring 92

NOTES: There are 13 weeks in each LFS quarter and this variables identifies which week in the quarter the interview took place.

W1YR - Year that address first entered survey

Single digit number corresponds to last digit of year, e.g. 5 for 1995.

FREQUENCY: Each quarter from Spring 92

QRTR - Quarter that address first entered survey

- (1) Spring, March - May
- (2) Summer, June - August
- (3) Autumn, September - November
- (4) Winter, December - February

FREQUENCY: Each quarter from Spring 92

NUMHHL D - Number of households at address

(1-81) Household number

FREQUENCY: Each quarter from Spring 92

NOTES: From Spring 92 to Summer 94 this variable was called NUMHHL D on SPSS datasets. From Autumn 94, this variable is called NUMHHL D on all formats.

ADD - Address number on interviewer address list

(1-80) Address number

FREQUENCY: Each quarter from Spring 92

NOTES: This variable is for interviewers use and refers to the number of the address on their address list.

WAVFND - Wave at which household was first found

(1-5) Wave number

FREQUENCY: Each quarter from Spring 92

NOTES: The household can change between waves because people move during their time in the survey. This variable allows a change of household to be identified.

HHL D - Household reference

(1-81) Household reference

FREQUENCY: Each quarter from Spring 92

NOTES: At some addresses more than one household is found. NUMHHL D identifies the number of occupied households at a particular address whereas HHL D identifies which household (including vacant households) at that address the data refers to.

THISWV - Wave to which data refers

(1-5) Wave number

FREQUENCY: Each quarter from Spring 92

REFWKD - Reference day for current interview

(1-31) Day number

FREQUENCY: Each quarter from Spring 92

REFWKM - Reference month for current interview

(1-12) Month number

FREQUENCY: Each quarter from Spring 92

REFWKY - Reference year for current interview

Two digits corresponding to last two digits of year, e.g. 95 for 1995

FREQUENCY: Each quarter from Spring 92

REFDTE - Reference date for current interview

YYMMDD - where Y is year, M is month, D is day e.g. 961225 for 25 December 1996

FREQUENCY: Each quarter from Autumn 96

NOTES: This variable is an alternative presentation of the information contained in REFWKD, REFWKM and REFWKY. This variable is not available on SuperCROSS.

RECNO - Record number

(1-15) Record number

FREQUENCY: Each quarter from Spring 92

NOTES: This variable is created automatically and establishes the sequence order of individual records.

PERSNO - Person number within household

(0-90) Person number within household

(91-97) Person number within halls of residence

FREQUENCY: Each quarter from Spring 92

NOTES: This variable should only be used for including or excluding persons in student halls of residence. Care should be taken as these are mainly proxy responses.

RESPNO - Person number of the person who completed the interview

(0-97) Person number

FREQUENCY: Each quarter from Spring 92

NOTES: At the end of each individual's interview the interviewer records the PERSNO of the person who completed the interview. Often proxy interviews are conducted, where someone else in the household will answer on behalf of the individual.

TYPINT - Telephone or face-to-face interview

- (1) Telephone**
- (2) Face to face**

FREQUENCY: Each quarter from Summer 97

NOTES: TYPINT relates to the current interview. Some questions are asked only at wave 1 with information rolled forward or checked at subsequent interviews, so users should be careful about attributing data to a telephone or face-to-face interview without checking first how the data are collected. See Volume 1 (Background and Methodology), section on "Fieldwork".

HOUT - Household outcome

- (11) Full interview**
- (12) Economically inactive**
- (20) Partially co-operating household**
- (31) Refusal to HQ letter**
- (36) Outright refusal**
- (37) Circumstantial refusal**
- (41) Non-contact**
- (51) No trace of address**
- (52) Not yet built or under construction**
- (53) Demolished or derelict**
- (54) Vacant or being refurbished**
- (55) Non residential or business only**
- (56) Institution**
- (57) Temporary accommodation/second residence**
- (59) Directed not to sample at this address**
- (60) Holiday home**
- (61) Household no longer resident**
- (62) Previously ineligible, now eligible**
- (89) Household not finished with**

FREQUENCY: Each quarter from Spring 97

LSTHO - Previous household outcome

- (11) Full interview
- (12) Economically inactive
- (20) Partially co-operating household
- (31) Refusal to HQ letter
- (36) Outright refusal
- (37) Circumstantial refusal
- (41) Non-contact
- (51) No trace of address
- (52) Not yet built or under construction
- (53) Demolished or derelict
- (54) Vacant or being refurbished
- (55) Non residential or business only
- (56) Institution
- (57) Temporary accommodation/second residence
- (59) Directed not to sample at this address
- (60) Holiday home
- (61) Household no longer resident
- (62) Previously ineligible, now eligible
- (89) Household not finished with

FREQUENCY: Each quarter from Spring 97

WEIGHTS

CURRENT WEIGHTS

INTWT02 - Person weight

FREQUENCY: Each quarter from Spring 2000

NOTES: Person weight for regional and UA/LA quarterly files only. The weights from Spring 2000 onwards are integers; prior to this period they were given up to 2 decimal places. These weights appear on SPSS & SAS files only.

INTIW02 - Person weight for income data

FREQUENCY: Each quarter from Spring 2000

NOTES: Person income weight for regional quarterly files only. The weights from Spring 2000 onwards are integers; prior to this period they were given up to 2 decimal places. These weights appear on SPSS & SAS files only.

PWT - Person weight

FREQUENCY: Each quarter from Spring 92

NOTES: Person income weight for regional and UA/LA quarterly files only. The weights from Spring 2000 onwards are integers; prior to this period they were given up to 3 decimal places. This weight appears on SuperCROSS files only.

In SuperCROSS and additional weight called PWTC is available. Please see note on page 2 for more information on SuperCROSS variables.

PIWT - Person weight for income data

FREQUENCY: Each quarter from Spring 92

NOTES: Person income weight for regional quarterly files only. The weights from Spring 2000 onwards are integers; prior to this period they were given up to 3 decimal places. This weight appears on SuperCROSS files only.

In SuperCROSS and additional weight called PIWTC is available. Please see note on page 2 for more information on SuperCROSS variables.

CURRENT ALALFS WEIGHTS

ISAMPWT - Initial sampling weight

ILLFSWT - Computed integer weight

FREQUENCY: Every year from 2000

NOTES: On annual local area datasets only.

INDEX

A		
AAGE	18	
ACCDNT	267	
ACTHR	119	
ACTHR2	149	
ACTPOT	120	
ACTUOT	120	
ACTWKDY(1-7)	113	
ADD	289	
ADDJOB	154	
ADLEARN	253	
ADVHST	207	
AECACT	72	
AEDC2	230	
AGE	17	
AGEB	285	
AGEDFE	17	
AGEDFEB	285	
AGES	18	
AMARSTT	20	
AOFL16	68	
AOFL19	69	
AOHL16	62	
AOHL19	63	
APPREN	219	
APPREN2	219	
APPSAM	220	
ATFRM2	151	
ATFROM	106	
ATRAIN	239	
ATTEND	229	
AXFA	159	
AXFB	159	
AXPA	158	
AXPB	158	
AYFL19	69	
AYHL19	63	
B		
BACTHR	121	
BANDG	273	
BANDG2	282	
BANDN	275	
BANDN2	284	
BANK	135	
BEFOR	186	
BEFORF	186	
BENFTS	187	
BHNOTA	137	
BHNOTB	137	
BHNOTC	137	
BHPAID	137	
BNKHL(1-12)	135	
BNKHOLF	137	
BONCMP(1-4)	278	
BTEC	209	
BUSHR	121	
C		
CAIND	54	
CAMEYR	28	
CANDG	210	
CARADV	222	
CARADV2	222	
CASHFUL	73	
CASHTIM	73	
CCET	46	
CCTC	193	
CGNOW	227	
CGQUL	244	
CGY	236	
CHATT(01-10)	269	
CHINF(1-2)	269	
CHPEO(1-9)	270	
CHPRI(1-2)	269	
CLAIMS	189	
CMBDEG(01-12)	205	
CMBMAIN	206	
COMMON	98	
CONMPY	97	
CONSEY	97	
COTH	270	
COUNTRY	37	
COURSE	231	
COURSEY	233	
CRY01	23	
CRYO	26	
CRYOX	27	
CSE	208	
CTRM	270	
CURCODE	228	
CURCODEY	237	
CURED	230	
CYMR	30	
CYMS	30	
CYMU	29	
CYMW	30	
D		
DAYSPPZ	130	
DEGNOW	225	
DEGQUL	243	
DEGREE	204	
DEGY	234	
DIFFHR	124	
DIFJOB	154	
DIFQUL	241	
DISCURR	265	
DLTYP	109	
DOBD	18	
DOBM	19	
DOBY	19	
DRFP	109	
DRIVL	109	
DTEOFBTH	19	
DURUN	165	
DURUN2	165	
DVHRPNUM	59	
E		
ED13WK	238	
ED1FUT	239	
ED4WK	238	
EDAGE	218	
EDINS	232	
ELWA	46	
EMPLEN	97	
EMPMON	97	
ENROLL	229	
ENROLLY	233	
ERNCM(01-11)	278	
ERNFILT	278	
ETH01	31	
ETHAS	32	
ETHBL	33	
ETHCEN15	33	
ETHCEN6	34	
ETHMX	32	
ETHWH	32	
EVDAY	131	
EVEN3	251	
EVENY	254	
EVEROT	116	
EVERWK	78	
EVEVE	131	
EVHM98	105	
EVNGHT	131	
EVSAT	134	
EVSUN	134	
EXTFU	67	
EXTHRS	162	
EXTOTH	162	
F		
FAMILY(1-4)	192	
FAMILY03(1-3)	192	
FAMUNIT	68	
FDPCH15	70	
FDPCH16	70	
FDPCH19	70	
FDPCH2	69	
FDPCH4	69	
FDPCH9	69	
FEEIR(1-5)	249	
FLED9D	127	
FLEX9D(1-3)	128	
FLEXW1	128	
FLEXW2	129	
FLEXW3	129	
FLEXW4	129	

FLEXW5.....	129	HOMED(1-3).....	105	JOBREG.....	182
FLEXW6.....	129	HOMED2(1-3).....	150	JOBED.....	239
FLEXW7.....	129	HOURLY.....	278	JOBLRN(1-3).....	246
FLEXW8.....	130	HOURLY2.....	280	JOBTMP.....	93
FLEXW9.....	130	HOURLY3.....	280	JOBTMP2.....	148
FMDP.....	61	HOUT.....	291	JOBTRN.....	246
FMNDP.....	61	HOWGET.....	98	JOBTYP.....	93
FMPLUS.....	61	HOWTAX.....	193	JOBTYP2.....	148
FTPT.....	91	HPRMB.....	258	JSADUR.....	189
FTPTW.....	91	HRP.....	59	JSATYP.....	188
FTPTWK.....	92	HRPID.....	64		
FURN.....	65	HRRATE.....	279	K	
FUTUR13.....	238	HRRATE2.....	280	KEYHOLD.....	217
FUTUR4.....	239	HSNGGB(1-2).....	192	KEYINT.....	217
FUTYPE.....	67	HSNGNI(1-2).....	192		
G		HST.....	207	L	
GCSE.....	208	HSTNOW.....	227	LAND96.....	64
GNVNOW.....	226	HSTQUL.....	245	LANGD1.....	36
GNVQ.....	210	HSTY.....	236	LANGD2.....	36
GNVQUL.....	244			LANGESW.....	35
GNVY.....	236	I		LANGNI.....	35
GOBACK.....	268	ILLDAYS(1-7).....	113	LANGSNC.....	35
GOR3.....	50	ILLFRI.....	115	LEA.....	42
GORONE.....	52	ILLFSWT.....	293	LEFTM.....	167
GORWK.....	108	ILLMON.....	114	LEFTW.....	167
GORWK2.....	153	ILLOFF.....	114	LEFTYR.....	166
GOVTOF.....	38	ILLSAT.....	115	LEISCL.....	250
GOVTOR.....	38	ILLSUN.....	115	LESPAY.....	155
GROSS99.....	272	ILLTHU.....	115	LESPAY2.....	162
GROSSWK.....	274	ILLTUE.....	114	LESPAY3.....	162
GRSEXP.....	273	ILLWED.....	114	LEVQUAL.....	213
GRSPRD.....	272	ILLWK.....	113	LIKEWK.....	182
GRSSWK.....	273	ILLODEFA.....	72	LIMITA.....	259
GRSSWK2.....	282	ILODEFA5.....	72	LIMITK.....	259
H		INCCHK.....	277	LIVTOG.....	21
HALLRES.....	288	INCNOW.....	272	LKFTPA.....	158
HDPCH19.....	62	INCSUP.....	190	LKFTPC.....	158
HEAL(01-17).....	260	INDD92L.....	172	LKSELA.....	157
HEALB(1-5).....	286	INDD92M.....	81	LKSELC.....	157
HEALIM.....	263	INDD92S.....	145	LKTIMA.....	185
HEALPB(01-10).....	264	INDG92L.....	172	LKTIMB.....	185
HEALTH.....	262	INDG92M.....	81	LKWFWM.....	174
HEALTHB.....	286	INDG92S.....	145	LKYT4.....	156
HEALYL.....	265	INDM92L.....	171	LNLGLIM.....	258
HEALYR.....	264	INDM92M.....	80	LOOK4.....	156
HGHNOW.....	225	INDM92O.....	200	LOOKM(1-3).....	154
HGHQUL.....	243	INDM92S.....	143	LP.....	45
HGHY.....	235	INDS92L.....	171	LSC.....	44
HHLD.....	289	INDS92M.....	80	LSSOTH.....	128
HHTYPE.....	56	INDS92S.....	144	LSTHO.....	292
HIGHO.....	205	INDSECS.....	287		
HIQUAL.....	212	INDSECT.....	81	M	
HIQUALD.....	213	INECACA.....	71	M3CRY.....	48
HITQUA.....	214	INTIW02.....	293	M3CRYO.....	49
HLDCMP.....	57	INTWT02.....	293	MAINDRV(1-10).....	66
HOHID.....	59	IOUTCOME.....	54	MAINMA.....	180
HOLS.....	135	IREND2.....	22	MAINME.....	178
HOME.....	105	ISAMPWT.....	293	MAINMS.....	179
HOME2.....	150	J		MANAG2.....	147
		JBAWAY.....	77	MANAGE.....	88
				MARCHK.....	20

MARDY	20	NVQQUL	240	QULNOW	221
MARSEX	21	NVQSAM	240	QUOTA	288
MARSTT	19	NVQSVQ	211	R	
MATLVE	124	NVQUN	211	RDIC92	103
METHAL(01-14)	177	O		RDMPNO2	102
METHM	181	OMCONT	90	RDOCOD	103
METHMP(01-11)	175	OMROLE	91	RECNO	290
METHPY	279	ONETEN	90	REDANY	100
METHSE(1-6)	176	OTHWP	90	REDCLOS	100
MODAPP	219	OTWPNO2	90	REDIND	101
MOVED	73	OVABL	164	REDINDY	103
MPNE02	89	OVHRS	163	REDMNGE	101
MPNES02	147	OVNST	163	REDMPN2	102
MPNS02	89	OVRTME	279	REDOCC	101
MPNSS02	148	OVSKHR	163	REDP(1-3)	100
N		OVST	163	REDPAID	99
NATIDB	28	OWNBUS	77	REDSOLO	102
NATIDE	28	OYCIRC	195	REDSTAT	100
NATIDI	28	OYCRY	52	REDSUPV	101
NATIDO	29	OYCRYO	53	REDUND	99
NATIDS	29	OYEQM3	51	REDYLFT	99
NATIDW	29	OYFTPT	201	REFDTE	290
NATION	23	OYMNGE	196	REFWKD	290
NATO	24	OYMPE02	196	REFWKM	290
NATOX	25	OYMPS02	197	REFWKY	290
NDTYPE	74	OYSIND	195	REG3	50
NET99	275	OYSOCC	195	REGONE	51
NETPRD	276	OYSOLO	197	REGWK	107
NETWK	275	OYSTAT	196	REGWK2	152
NETWK2	284	OYSUPVI	196	RELBUS	78
NEWDEAL	75	P		RELH96	58
NEWQUL	240	PAIDHRA	119	RELHFU	68
NOCUST	91	PAIDHRU	117	RELHRP	58
NOLOKF	183	PAYSSP	277	RELIG	34
NOLOOK	183	PDWAGE	87	RELP	34
NOWANT	183	PENBEN(1-3)	191	RENT96	64
NOWNTF	184	PENBEN3(1-3)	191	RESBBY	47
NOYSTAT	201	PERSNO	290	RESMTH	47
NSECM	95	PIWT	293	RESPNO	291
NSECMMJ	96	POTHR	118	RESTEM	94
NSTAT	87	PREFHR	155	RESTME	47
NSTAT2	146	PRIVEH(01-10)	66	ROAD	267
NSTATL	173	PRXREL	55	RSA	209
NTAXCRD(1-4)	193	PUBLIC	83	RSANOW	226
NTCORGN(1-5)	194	PWT	293	RSAQUL	244
NTDEV3	253	PYSLIP	279	RSAY	236
NTKNW3	253	Q		S	
NTQUL3	252	QALPL99	215	SAMELAD	108
NTSUP3	252	QGCSE	208	SAMQUL	241
NUMAL	206	QGNVQ	210	SC2KLMJ	168
NUMAS	207	QLPLO99	215	SC2KLMN	169
NUMHHL D	289	QRTR	289	SC2KMMJ	85
NUMOL	208	QUALCH(1-3)	202	SC2KMMN	86
NUMSCE	207	QUALS(01-23)	203	SC2KOMJ	198
NURSE	288	QULADV	221	SC2KOMN	199
NVQHI	240	QULFUT	221	SC2KSMJ	140
NVQKN2	227	QULHI	222	SC2KSMN	141
NVQLE2	228	QULHIY	234	SCHM99	74
NVQLEV	211			SCNOW	226
NVQLEY	237				

SCNTGA	283	TAUTOTY	255	<i>U</i>	
SCQUL	244	TAUTPR3	251	UACNTY	39
SCTVEC	209	TAUTPRY	254	UALA	40
SCY	235	TAUTQ3	251	UALADGB	41
SECEX	281	TAUTSK3	251	UALD3	41
SECGA	281	TAUTSKY	254	UALDO	41
SECGB	282	TAUTSUM	255	UALDWK	41
SECGRO	280	TAXFUT3(1-5)	194	UALDWK2	41
SECJMB	146	TCODE	255	UNDABL	162
SECJOB	139	TDIFEMP	110	UNDEMP	160
SECNET	283	TDIFT(1-6)	111	UNDHRS	160
SECTOR	83	TEACH(1-3)	206	UNDNST	161
SECTRO	84	TECLEC	75	UNDSKHR	161
SECTRO03	84	TECNOW	225	UNDST	161
SELF(1-4)	88	TECQUL	243	UNDY98(1-9)	160
SEX	17	TECY	235	UNEMBN(1-2)	188
SHFTWK99	126	TELEQA	105	UNION	138
SHFTYP	126	TELEQB	106	UNWYMN	161
SIC80L	170	TELQA2	150	UOTHR	118
SIC80M	79	TELQB2	150	URESMC	37
SIC80O	200	TEMLN	94	USESLP	279
SIC80S	142	TEN96	64	USEVEH	66
SINCOM	205	THISWV	290	USGRS99	274
SKDSBN(1-7)	191	THRS	256	USNET99	276
SKDSBN3(1-7)	190	TLEC99	43	USUGPAY	274
SLEARN(1-3)	232	TMPPAY	98	USUHR	117
SMESIT	106	TOTAC1	119	USUNPAY	276
SMEST2	151	TOTAC2	120	USUWRK1	130
SMSXFU	68	TOTFU	60	USUWRK2	130
SNGDEG	205	TOTHRS	122	USUWRK3	131
SNGDEGB	287	TOTNUM	60		
SOC2KAP	220	TOTUS1	117	<i>V</i>	
SOC2KL	168	TOTUS2	118	VARYHR	124
SOC2KM	85	TOTXFU	61	VCQPLO	215
SOC2KO	198	TPBEN03(1-9)	187	VOCQPL	215
SOC2KR	104	TPBN01 (1-8)	188		
SOC2KS	140	TPURP	256	<i>W</i>	
SOCLAST	168	TRATIR	248	W1YR	289
SOCMAIN	85	TRDSAME	111	WAIT	182
SOCONA	198	TREFEMP	110	WAVFND	289
SOCSEC	140	TREFT	110	WCHDAY(1-7)	131
SOLO	89	TRHR93	250	WCHFR	132
SOLO2	147	TRLEAVE	109	WCHJB	267
START	184	TRNDAY	249	WCHMO	132
STAT	87	TRNFEE(1-5)	248	WCHSA	132
STAT2	146	TRNLN	249	WCHSU	133
STUCUR	231	TRNOPP	246	WCHTH	132
SUBCOD(1-8)	216	TRONJB	250	WCHTU	132
SUMHRS	125	TRSITE	247	WCHWE	132
SUPVIS	88	TRVDRV	112	WEEK	288
SUPVIS2	147	TRVMTH	112	WHYTMP	93
		TRVTME	111	WKFRI	134
<i>T</i>		TTACHR	122	WKMON	133
T4CODE	257	TTUSHR	121	WKSAT	134
T4HRS	256	TUCOV	138	WKSUN	134
T4PURP	257	TUPRES	138	WKTHU	133
T4WORK	257	TWORK	256	WKTUE	133
TAUT4	256	TYEMPS	157	WKWED	133
TAUTMT3	252	TYPHST	207	WNLEFT	166
TAUTMTY	255	TYPINT	291	WNLEFT2	166
TAUTOT3	252	TYPVEH(01-10)	66		

WRKING 77

X

XDISDDA 266

XFMDC 62

XFMNDC 62

XR(00-15)..... 60

Y

Y2JOB 139

YERQAL1 216

YERQAL2 216

YERQAL3 216

YLESS 123

YMORE 123

YNOTFT 92

YPAYL 277

YPAYM 277

YPTCIA 93

YPTJOB 92

YSTART 184

YSTRTF 184

YTETJB 76

YTETMP 75

YVARY99 275

DETAILS OF LFS VARIABLES **2004**

CONTENTS

Section	Page
Information About This Guide	1
List of Variables by Subject	3
Individual Demographics	17
Household Characteristics	56
Family Characteristics	67
Economic Activity.....	71
Main Job.....	77
Second Job.....	139
Seeking/Not Seeking Work	154
ILO Unemployment.....	165
Benefit Entitlement.....	187
Employment Twelve Months Ago	195
Education and Training.....	202
Health	258
Child Care.....	269
Income.....	271
Broadbanded Variables	285
System Variables.....	288
Weights.....	293
Index.....	294

INFORMATION ABOUT THIS GUIDE

This edition completely replaces the 2003 version. It contains all the LFS variable information contained on that version plus details of all the variables in 2004 datasets, as well as more up-to-date information and additional notes to some older variables. Information on old LFS variables, between the years 1992 and 2002 can be found in the 2002 version of Volume 3.

NA's and DNA's

Unless otherwise specified in this guide, the coding for “no answer” (NA) and “does not apply” (DNA) are -8 and -9 respectively.

Multi-Response Variables

Multiple response items are questions that can have more than one value for an individual case. This form of question is very useful when respondents are required to select a number of items from a list of possible answers.

The LFS makes use of a number of such questions. For example, ILLDAYS which asks respondents to identify on which day or days of the week they were off work due to sickness or injury. As a week contains seven days, answers to ILLDAYS are stored in one or more of seven separate variables, ILLDAYS1 to ILLDAYS7. Answers are recorded sequentially, so the first answer is held in ILLDAYS1, the second in ILLDAYS2 and so on. A code, one to seven, Monday to Sunday, is used within each variable to distinguish each day.

Some multi-response variables may be “ranked”, in a particular order. QUALS4 is an example of such a variable, where the respondent's highest qualification is recorded in QUALS401, their second highest in QUALS402, and so on.

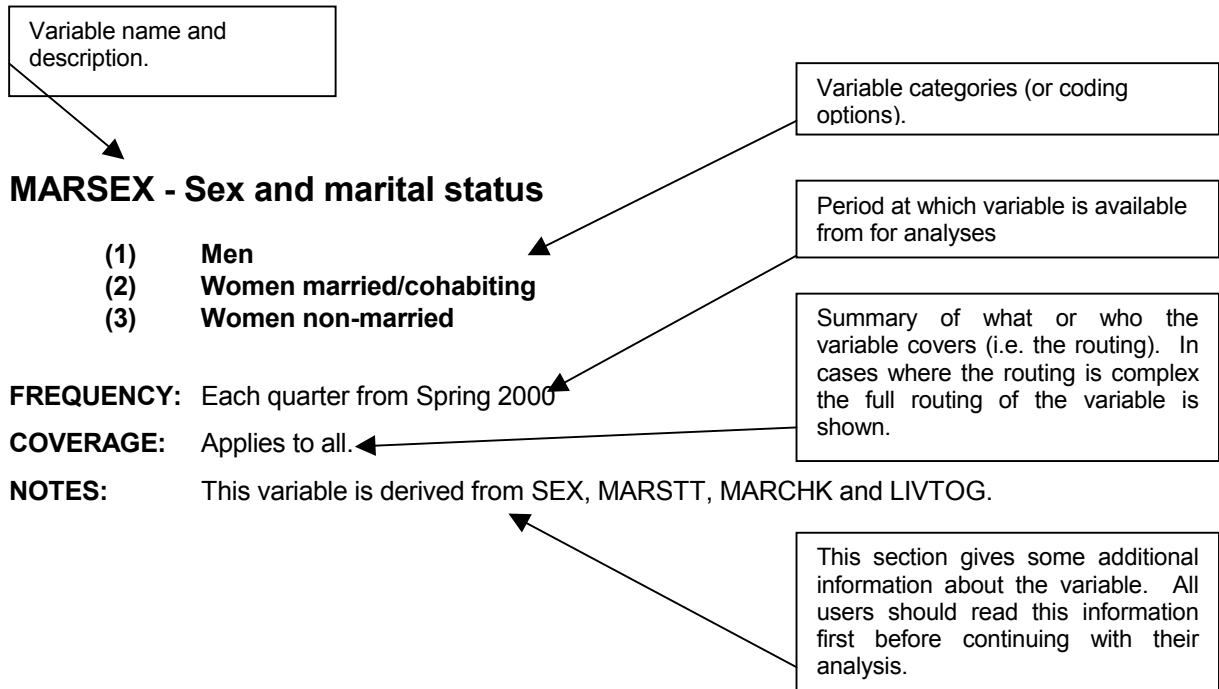
The structure of such variables means that users need to adjust their analysis accordingly e.g. to arrive at the total number of people sick on a Friday you would need to sum answers from ILLDAYS1 to ILLDAYS7. Some data analysis packages have multiple response tools that can assist in this.

Below are a list of all the multi-response variables in the Labour Force Survey:

ACTWKDY(1-7)	HEAL(01-17)	PENBEN(1-3)	TAXFUT3(1-5)
	HEALB(1-5)	PENBEN3(1-3)	TDIFT(1-6)
BNKHOL(01-12)	HEALPB(01-10)	PRIVEH(01-10)	TEACH(1-3)
BONCMP(1-4)	HOMED(1-3)		TEACH4(1-6)
	HOMED2(1-3)	QGCSE4(1-5)	TPBN01(1-8)
CMBDEG(01-12)	HSNGGB(1-2)	QUALCH(1-3)	TPBEN3(1-8)
CHATT(01-10)	HSNGNI(1-2)	QUALCH4(1-4)	TREFT(01-10)
CHINF(1-2)		QUALS(01-23)	TRNFEE(1-5)
CHPEO(1-9)	ILLDAYS(1-7)	QUALS4(01-11)	TYPVEH(01-10)
CHPRI(1-2)		QULADV(1-9)	
	JOBLRN(1-3)		UNDY98(1-9)
ERNCM(01-11)	LOOKM(1-3)	REDP(1-3)	UNEMBN(1-2)
FEEIR(1-5)		SELF(1-4)	WCHDAY(1-7)
FLEX9D(1-3)	METHAL(01-14)	SKDSBN(1-7)	
FAMLY(1-4)	METHMP(01-11)	SKDSBN3(1-7)	XR(00-15)
FAMLY03(1-3)	METHSE(1-6)	SLEARN(1-3)	
	MAINDRV(1-9)	SUBCOD(1-8)	
GCSEFUL (1-5)			
	NTAXCRD(1-4)		
	NTCORGN(1-5)		

Layout of Variable Information

All variables in this guide are laid out using the same format as follows:



SuperCROSS variables

All Labour Force Survey data is now available in SuperCROSS format. SuperCROSS allows the tabulation of large datasets, processing and presenting the data in a variety of easily understood formats. To do this, variables in SuperCROSS are presented in a slightly different way.

Variables with the 's' suffix (e.g. ACTHRS) are in the summation options (where only numeric variables are stored) and can be used to calculate averages (continuous numeric) or other maths functions may be applied.

Variables with the 'c' suffix (e.g. ACTHRC) are cross classification variables and appear in the fields box. These are mostly used for re-codes (e.g. banded hours), cross tabulations or filtering.

Variables with the 'm' suffix (e.g. ACTWKDYM) are multi-coded variables combined to create a new variable that considers more than one response to the same question.

Please check variable notes for SuperCROSS variable names.

LIST OF VARIABLES BY SUBJECT**INDIVIDUAL DEMOGRAPHICS.....17****MAIN CHARACTERISTICS 17**

SEX - Sex of respondent	17
AGE - Age of respondent	17
AGEDFE - Age of respondent at preceding 31 August	17
AGES - Age groups in 5 year intervals	18
AAGE - Age group	18
DOBD - Date of birth day	18
DOBM - Date of birth month	19
DOBY - Date of birth year	19
DTEOFBTH - Date of birth	19
MARSTT - Marital status	19
AMARSTT - Marital status	20
MARDY - Married/cohabiting	20
MARCHK - Whether spouse is household member	20
LIVTOG - Whether living together as couple	20
MARSEX - Sex and marital status	21
IREND2 - Religious denomination	21

NATIONALITY, NATIONAL IDENTITY, COUNTRY OF BIRTH 22

NATION - Nationality	22
CRY01 - Country of birth	22
NATO - Nationality (other)	23
NATOX - Nationality (other)	24
CRYO - Country of birth	25
CRYOX - Country of birth (other)	26
CAMEYR - Year of arrival in the UK	27
NATIDB - Whether British national identity	27
NATIDE - Whether English national identity	27
NATIDI - Whether Irish national identity	27
NATIDS - Whether Scottish national identity	28
NATIDW - Whether Welsh national identity	28
NATIDO - Whether other national identity	28
CYMU - Understand spoken Welsh	28
CYMS - Speak Welsh	29
CYMR - Read Welsh	29
CYMW - Write Welsh	29

ETHNICITY, RELIGION, ENGLISH AS A SECOND LANGUAGE 30

ETH01 - Ethnic group	30
ETHWH - White ethnic group	31
ETHMX - Mixed ethnic group	31
ETHAS - Asian ethnic group	31
ETHBL - Black ethnic group	32
ETHCEN15 - Ethnicity revised	32
ETHCEN6 - Ethnicity revised	33
RELIG - Religion	33
RELP - Whether practising religion	33
LANGESW - First language at home	34
LANGNI - First language at home	34
LANGSNC - First language at home	34
LANG - First language at home	34
LANGD1 - Language difficulties keeping/finding job	35
LANGD2 - Language difficulties causing problems with education	35

RESIDENTIAL DETAILS 36

COUNTRY - Country within UK	36
URESMC - Region of usual residence	36
GOVTOR - Government Office regions	37
GOVTOF - Government Office Regions - Summary	37
UACNTY - Unitary Authority / County Level	38
UALA - Unitary Authority / Local Authority	39
UALADGB - Unitary Authorities and LADs of Great Britain	40
UALD3 - Place of residence three months ago	40
UALDO - Place of residence one year ago	40
UALDWK - Place of work	40

UALDWK2 - Place of work in second job	40
LEA - Local Education Authorities	41
TLEC99 - Training and enterprise councils	42
LSC - Learning and skills councils	43
LP - Learning Partnerships	44
CCET - Community Consortia for Education and Training	45
ELWA - Education and Learning Wales	45
RESTME - Length of time at this address	46
RESMTH - Months at this address	46
RESBBY - Whether respondent is baby	46
M3CRY - Place of residence 3 months ago	47
M3CRYO - Country of residence 3 months ago	48
REG3 - Region of residence 3 months ago	49
GOR3 - Region of residence 3 months ago	50
OYEQM3 - Whether living at same address 12 months ago	50
REGONE - Region of residence 12 months ago	51
GORONE - Region of residence 12 months ago	51
OYCRY - Country of residence 12 months ago	52
OYCRYO - Country of residence 12 months ago	53
RESPONSE DETAILS	54
CAIND - Child/Adult indicator	54
IOUTCOME - Individual outcome	54
PRXREL - Type of proxy response	54
HOUSEHOLD CHARACTERISTICS	55
STRUCTURE	55
HHTYPE - Type of household	55
HLDCMP - Composition of household	56
RELH96 - Relationship to head of household	57
RELHRP - Relationship to HRP	57
HRP - Household reference person	58
DVHRPNUM - Person number of HRP	58
HOHID - Head of household identification	58
XR(00-15) - Relationship to person	58
TOTNUM - Total number of eligible people in household	59
TOTFU - Total number of family units in household	59
FMDP - Number of family units in household with dependent children only	59
FMNDP - Number of family units in household with non-dependent children only	59
FMPLUS - Total number of family units with more than one person	60
TOTXFU - Total number of extended families in household	60
XFMDC - Total number of extended family units in household with dependent children only	60
XFMNDC - Total number of extended family units in household with non-dependent children only	60
HDPCH19 - Number of dependent children in household aged under 19	61
AOHL16 - Age of oldest dependent child in household aged under 16	61
AOHL19 - Age of oldest dependent child in household aged under 19	61
AYHL19 - Age of youngest dependent child in household aged under 19	61
HOUSING TENURE	62
HRPID - Respondent accommodation responsibility	62
TEN96 - Accommodation details	62
RENT96 - Accommodation tied to job	62
LAND96 - Landlord of accommodation	63
FURN - Whether accommodation furnished	63
ACCESS TO MOTOR VEHICLES	64
USEVEH - Own or use motor vehicle	64
TYPVEH(01-10) - Type of vehicle	64
MAINDRV(1-9) - Driver with most mileage	64
PRIVEH(01-10) - Ownership of vehicle	64
FAMILY CHARACTERISTICS	65
STRUCTURE	65
FUTYPE - Type of family unit	65
EXTFU - Extended family unit	65
SMSXFU - Same sex family unit	66
FAMUNIT - Family unit number	66

RELHFU - Relationship to head of family	66
AOFL16 - Age of oldest dependent child in family under 16	66
AOFL19 - Age of oldest dependent child in family under 19	67
AYFL19 - Age of youngest dependent child in family under 19	67
FDPCH2 - Number of dependent children in family aged under 2	67
FDPCH4 - Number of dependent children in family aged between 2 & 4	67
FDPCH9 - Number of dependent children in family aged between 5 & 9	67
FDPCH15 - Number of dependent children in family aged between 10 & 15	67
FDPCH16 - Number of dependent children in family aged under 16	68
FDPCH19 - Number of dependent children in family aged under 19	68
ECONOMIC ACTIVITY	69
<i>BASIC ECONOMIC ACTIVITY</i>	69
INECACR - Basic economic activity (ILO definition) (reported)	69
INECACA - Basic economic activity (ILO definition)	70
ILODEFR - Basic economic activity (ILO definition) (reported)	71
ILODEFA - Basic economic activity (ILO definition)	71
ILODF5R - Basic economic activity (ILO definition) (reported)	71
ILODEFA5 - Basic economic activity (ILO definition)	72
AECACTR - Economic activity (reported)	72
AECTACT - Economic activity	72
<i>MOBILE WORKFORCE</i>	73
MOVED - Whether moved because of job relocation	73
CASHTIM - Contribution to cost of move from employer	73
CASHFUL - Full cost of move covered by employer	73
<i>GOVERNMENT TRAINING SCHEMES</i>	74
SCHM04 - Government employment and training programme	74
SCHM99 - Whether of Government employment or training schemes	74
NDTYPE4 - New Deal participants	74
NDTYPE - Identifies participants on New Deal specifically for either lone parents or the disabled	75
NEWDEA4 - Type of New Deal option	75
NEWDEAL - New Deal option	75
TECLEC4 - On scheme run by a TEC or LEC	76
TECLEC - Whether on scheme run by a TEC or a LEC	76
YTETMP - YT, ET, TEC schemes	76
YTETJB - Whether had paid job in addition to scheme	77
MAIN JOB	78
<i>WORKING IN REFERENCE WEEK</i>	78
WRKING - Whether did paid work in reference week	78
JBAWAY - Whether temporarily away from paid work	78
OWNBUS - Whether doing unpaid work for own business	78
RELBUS - Whether doing unpaid work for relative's business	78
EVERWK - Ever had a paid job or place on scheme	79
<i>INDUSTRY CONVERSION VARIABLE</i>	80
SIC80M - To compare SIC92 codes to SIC80 codes	80
<i>INDUSTRY SIC92</i>	81
INDM92M - Industry in main job	81
INDS92M - Industry division in main job	81
INDD92M - Industry class in main job	82
INDG92M - Industry group in main job	82
INDSECT - Industry sectors in main job	82
<i>PRIVATE OR PUBLIC SECTOR</i>	83
PUBLICR - Whether working in public or private sector (reported)	84
PUBLIC - Whether working in public or private sector	84
SECTOR - Whether working for private firm or business	85
SECTRO03 - Type of non-private organisation	85
SECTRO - Types of non-private organisations	86
<i>OCCUPATION</i>	87
SOCMAIN - Occupation in main job	87
SOC2KM - Occupation (main job)	87
SC2KMMJ - Major occupation group (main job)	87

SC2KMMN - Minor occupation group (main job)	88
EMPLOYMENT STATUS	89
STAT - Employment status	89
STATR - Employment status in main job (reported)	89
NSTAT - Employment status in main job	89
PDWAGE - Whether paid a salary or wage by an employer	89
SELF(1-4) - Other methods of payment aside from receiving a salary or wage direct from an employer	90
SUPVIS - Responsible for supervising	90
MANAGER - Managerial status (reported)	90
MANAGE - Managerial duties or supervising	91
MPNR02 - Number of employees at workplace (reported)	91
MPNE02 - How many employees at work	92
SOLOR - Self-employed with or without employees (reported)	92
SOLO - Working alone or employees	92
MPNS02 - How many (s)he employed	93
ONETEN - Number (1 - 10) of employees working for self employed person	93
OTHWP - Whether employer has any other workplaces in the UK (apart from the one the respondent actually works at)	93
OTWPNO2 - Number of employees in total in the UK	94
OMCONT - Whether owns business or has a controlling interest in company worked for	94
OMROLE - Whether having authority to hire or dismiss employees	94
NOCUST - Number of customers which a self employed respondent has	94
FTPTW - Whether working full or part time (employees and self employed people only)	95
FTPT - Whether working full or part time	95
FTPTWK - Whether full or part time in main job	95
YPTJOB - Reason for part time job	96
YNOTFT - Reason not wanting full time job	96
YPTCIA - Reason part-time work	96
WKPART1 - Different from full-time work pattern	96
JOBTYP - Whether job permanent	97
JOBTMP - Reason for job not being permanent	97
WHYTMP - Reason for taking non-permanent job	97
TEMLN - Length of non-permanent job	98
RESTEMR - Reason job is temporary (reported)	98
RESTEM - Reason job is temporary	99
NSECM - NS-SEC category (main job)	100
NSECMJ - NS-SEC class (main job)	101
CURRENT EMPLOYMENT	102
EMPMON - Months continuously employed	102
EMPLN - Length of time continuously employed	102
CONMPY - Year started working with current employer	102
CONSEY - Year started as continuously self employed	102
CONMON - Month started current job	103
HOWGET - How current job was obtained	103
TMPPAY - Who paid for temporary work	103
REDUNDANCY WITHIN LAST 3 MONTHS	104
REDUND - Whether made redundant in last three months	104
REDPAID - Left paid job in last 3 months	104
REDYLF - Reason left last job	104
REDANY - Whether made redundant from any other job in last 3 months	105
REDSTAT - Status in job (made redundant from)	105
REDCLOS - Reason for leaving job left in last three months	105
REDP(1-3) - Type of payment received	105
REDIND - Whether industry made redundant from is same as previously stated	106
REDOCC - Whether occupation made redundant from is same as previously stated	106
REDSUPV - Supervisory responsibility	106
REDMNGE - Managerial duties (redundant)	106
RDMPNO2 - Number of employees at work (redundant)	107
REDSOLO - Work alone or employees	107
REDMPN2 - Number (s)he employed	107
RDIC92 - Industry made redundant from	108
REDINDYR - Industry made redundant from (reported)	108
REDINDY - Industry made redundant from	109
REDCLS - Industry class made redundant from	109
RDOCOD - Occupation made redundant from if different from previously stated	109
SOC2KR - Occupation made redundant from	110

HOME WORKERS	111
HOME - Whether working from home in main job	111
EVHM98 - Whether doing paid or unpaid work at home in main job	111
HOMED(1-3) - Worked at least one FULL day at home in reference week in main job	111
TELEQA - Used both telephone and computer to carry out work at home	111
TELEQB - Whether possible to work at home without using both telephone and computer	112
ATFROM - Who working for from home	112
SMESIT - Type of work done from home	112
LOCATION	113
REGWKR - Region of place of work (reported)	113
REGWK - Region of place of work	114
GORWKR - Region of place of work	115
GORWK - Region of place of work	115
SAMELAD - Whether lives and works in same Local Authority District	116
TRANSPORT AS A BARRIER TO EMPLOYMENT	117
DRIVL - Current UK driving licence	117
DRFP - Full or Provisional licence	117
DLTYP - Type of driving licence	117
TRLEAVE - Left job because of transport problems	117
TREFEMP - Turned down job because of transport problems	117
TREFT(01-10) - Type of transport difficulties	118
TDIFEMP - Transport problems now	118
TRDSAME - Same problems as before	118
TDIFT(1-6) - Type of transport difficulties	119
TRAVEL TO WORK	120
TRVTME - Usual home to work travel time in minutes	120
TRVMTH - Usual method of travel to work	120
TRVDRV - Use of car/van/minibus/works van to travel to work	121
SICKNESS	122
ACTWKDY(1-7) - Days scheduled to work	122
ILLWK - Had days off work because sick or injured	122
ILLDAYS(1-7) - Days had off sick or injured	122
ILLOFF - Number of days off sick in reference week	123
ILLMON - Whether off work sick on a Monday	123
ILLTUE - Whether off work sick on a Tuesday	123
ILLWED - Whether off work sick on a Wednesday	123
ILLTHU - Whether off work sick on a Thursday	124
ILLFRI - Whether off work sick on a Friday	124
ILLSAT - Whether off work sick on a Saturday	124
ILLSUN - Whether off work sick on a Sunday	124
HOURS	125
EVEROT - Whether ever work paid or unpaid overtime	125
TOTUS1 - Total usual hours worked excluding lunch breaks (no overtime)	126
USUHR - Usual hours worked excluding overtime	126
PAIDHRU - Paid hours (based on usual hours per week)	126
POTHR - Usual hours of paid overtime	127
UOTHR - Usual hours of unpaid overtime	127
TOTUS2 - Usual hours worked including overtime	127
TOTAC1 - Total actual hours worked (no overtime)	128
ACTHR - Actual hours worked excluding overtime	128
PAIDHRA - Paid Hours (based on actual hours per week)	128
ACTPOT - Actual hours of paid overtime	129
ACTUOT - Actual hours of unpaid overtime	129
TOTAC2 - Actual hours worked including paid and unpaid overtime	129
BUSHR - Total usual hours worked in main job (excluding overtime)	130
TTUSHR - Total usual hours worked in main job (including overtime)	130
BACTHR - Basic actual hours in main job (per week)	130
TTACHR - Total actual hours worked in main job in reference week	131
TOTHR - Total hours worked in reference week	131
YLESS - Reason worked fewer hours than usual in reference week	132
YMORE - Reason for working more weekly hours	132
MATLVE - Status of maternity leave	133
VARYHR - Whether weekly hours tend to vary	133
DIFFHR - Whether hours different from usual in reference week	133
SUMHRS - Total actual hours worked in main and second job	134

EMPLOYMENT PATTERN	135
SHFTWK99 - Whether shift work done in respondents main job	135
SHFTYP - Type of shift pattern	135
SHCONV - Inconvenient shift pattern	136
FLED9D - Type of agreed work arrangement	136
FLEX9D(1-3) - Type of agreed work arrangement	137
VARWKHR - Variable working hours	137
COMHRS4 - Whole days flexi-time	138
ONCONV - Inconvenience of zero hours for home/family	138
LSSOTH - Time off flexi or annual	138
FLEXW1 - Whether respondent works flex-time	138
FLEXW2 - Whether respondent works to annualised hours contract	138
FLEXW3 - Whether respondent works to a term time working agreement	139
FLEXW4 - Whether respondent's work involves job sharing	139
FLEXW5 - Whether respondent works a nine day fortnight	139
FLEXW6 - Whether respondent works a four and a half day week	139
FLEXW7 - Whether respondent works zero hours contract	139
FLEXW8 - Whether respondent works none of the working patterns described	139
FLEXW9 - Whether respondent does not know which agreed working arrangements are worked	140
DAYSPPZ - Number of different days per week worked	140
USUWRK1 - Respondents usual pattern of work	140
USUWRK2 - Respondents usual pattern of work	140
USUWRK3 - Respondents usual pattern of work	140
EVDAY - Whether respondent ever works during the day	141
EVEVE - Whether respondent ever works during the evening	141
EVNGHT - Whether respondent ever works at night	141
WCHDAY(1-7) - Which days of the week respondent usually works on	141
WCHMO - Whether respondent usually works Monday	141
WCHTU - Whether respondent usually works Tuesday	142
WCHWE - Whether respondent usually works Wednesday	142
WCHTH - Whether respondent usually works Thursday	142
WCHFR - Whether respondent usually works Friday	142
WCHSA - Whether respondent usually works Saturday	142
WCHSU - Whether respondent usually works Sunday	142
WKMON - Whether worked on a Monday	143
WKTUE - Whether worked on a Tuesday	143
WKWED - Whether worked on a Wednesday	143
WKTHU - Whether worked on a Thursday	143
WKFRI - Whether worked on a Friday	143
WKSAT - Whether worked on a Saturday	144
WKSUN - Whether worked on a Sunday	144
EVSAT - Whether respondent ever works on a Saturday	144
EVSUN - Whether respondent ever works on a Sunday	144
CONWKEV - Inconvenience of evening/weekend working	144
CTRLWK - Control over work schedule	145
HOLS - Number of days of paid holiday entitlement	145
BANK - Whether respondent worked (in their main job) on any Bank or Public holidays during the period 1 st Dec to 31 st Aug	145
BNKHOL(01-12) - Which Bank or Public holidays respondent worked on in last year	146
BNKHOLF - How many Bank or Public Holidays did respondent work on in past year	147
BHPAID - Whether paid for working on Public Holidays	148
BHNOTA - Whether paid at least basic rate for Public holidays not worked	148
BHNOTB - Whether paid at least basic rate for Public holiday not worked	148
BHNOTC - Reason for not being paid at least basic rate on public holidays not worked in last year	148
UNION REPRESENTATION	149
UNION - Whether trade union or staff association member*	149
TUPRES - Whether other people at workplace are members of trade union or staff association*	149
TUCOV - Whether agreements between trade union and employer affect pay and conditions*	149
SECOND JOB	150
REFERENCE – SECOND JOB	150
SECJOB - Whether had second job in reference week	150
Y2JOB - Whether had 2 jobs because of a change of job in reference week	150
OCCUPATION IN SECOND JOB	151
SOCSEC - Occupation in second job	151
SOC2KS - Occupation in second job	151

SC2KSMJ - Major occupation group (second job).....	151
SC2KSMN - Minor occupation group (second job).....	152
INDUSTRY IN SECOND JOB: CONVERSION VARIABLE	153
SIC80S - To compare SIC92 codes to SIC80 codes.....	153
INDUSTRY IN SECOND JOB – SIC92	154
INDM92S - Industry in second job.....	154
INDS92S - Industry division in second job.....	155
INDD92S - Industry class in second job.....	156
INDG92S - Industry group in second job	156
EMPLOYMENT STATUS IN SECOND JOB	157
SECJMBR - Employment status in second job (reported).....	157
SECJMB - Employment status in second job	157
STAT2 - Employment status in second job (reported).....	158
NSTAT2 - Employment status in second job	158
SUPVIS2 - Supervisory responsibility in second job	158
MANAG2 - Managerial duties in second job (reported)	158
MPNSR02 - Number of employees second job (reported).....	159
MPNES02 - Number of employees where worked second job	159
SOLO2 - Working alone or employees in second job (reported)	160
MPNSS02 - Number of people employed self in second job	160
JOBTYP2 - Permanency of second job	160
JOBTMP2 - How second job not permanent	161
HOURS IN SECOND JOB	162
ACTHR2 - Actual hours in second job including overtime.....	162
HOME WORKERS – SECOND JOB	163
HOME2 - Whether working from home in additional job	163
HOMED2(1-3) - Work at least one day at home in reference week.....	163
TELQA2 - Whether respondent uses both a telephone and a computer to carry out work at home.....	163
TELQB2 - Whether possible to work at home without using both telephone and computer	163
ATFRM2 - Who working for from home in additional job.....	164
SMEST2 - Type of work done from same grounds etc in additional job	164
LOCATION OF SECOND JOB	165
REGWK2R - Region of workplace for second job (reported).....	165
REGWK2 - Region of workplace for second job.....	166
GORWK2R - Region of workplace for second job (reported).....	167
GORWK2 - Region of workplace for second job	168
SEEKING/NOT SEEKING WORK	169
REASON FOR SEEKING A REPLACEMENT/ADDITIONAL PAID JOB	169
DIFJOB - Whether looking for different or additional paid job or business	169
ADDJOB - Whether seeking replacement or additional job	169
LOOKM(1-3) - Reasons for looking for different job	169
PREFHR - Preferred working hours in new job being looked for	170
LESPAY - Whether accept less pay for shorter hours in new job being sought	170
WHETHER LOOKING	171
LOOK4 - Whether looking for paid work in last four weeks.....	171
LKYT4 - Whether looking for a place on a Government scheme in last four weeks.....	171
EMPLOYMENT STATUS	172
TYEMPS - Type of employment sought.....	172
LKSELA - Whether looking for work as employee or self employed.....	172
LKSELC - Will be starting work as an employee or self-employed	172
LKFTPA - Whether looking for full or part time work	173
LKFTPC - Will be starting full or part time work	173
AXPA - Whether would accept part time work.....	173
AXPB - Whether would have accepted part time work.....	173
AXFA - Whether would accept full time work.....	174
AXFB - Whether would have accepted full time work.....	174
UNDEREMPLOYMENT	175
UNDEMP - Whether would like to work longer hours, at current basic rate of pay, given the opportunity.....	175
UNDHRS - Number of extra hours would like to work	175
UNDY98(1-9) - Reasons for not looking for additional or different job with longer hours	175

UNWYMN - Main reason for not looking for additional or different job with longer hours.....	176
UNDST - Whether available to start working longer hours, or start a job with longer hours, within next two weeks.....	176
UNDNST - Reason unable to start new job in two weeks.....	176
UNDSKHR - Approached employer about working more hours.....	176
UNDABL - Whether employer able to increase hours.....	177
EXTHRS - Main reason for not taking up extra hours with current employer.....	177
EXTOTH - Other reasons for not taking up hour.....	177
LESPAY2 - Whether prefer to work shorter hours than at present in current job.....	177
LESPAY3 - Whether would work shorter hours for less pay.....	177
OVHRS - How many fewer hours would you like to work.....	178
OVST - Could start new job working shorter hours in two weeks.....	178
OVNST - Main reason couldn't start in two weeks.....	178
OVSKHR - Approached employer about working fewer hours each week.....	178
OVABL - Employer able to let you work shorter hours.....	179
ILO UNEMPLOYMENT.....	180
WHEN LEFT LAST JOB.....	180
DURUN - Duration of unemployment.....	180
DURUN2 - Duration of unemployment.....	180
WNLEFT - When left last job.....	181
WNLEFT2 - When left last job.....	181
LEFTYR - Year left last job.....	181
LEFTM - Month left last job.....	182
LEFTW - Whether left last job in reference week.....	182
OCCUPATION IN LAST JOB.....	183
SOCLAST - Occupation in last job.....	183
SOC2KL - Occupation (last job).....	183
SC2KLMJ - Major occupation group (last job).....	183
SC2KLMN - Minor occupation group (last job).....	184
INDUSTRY IN LAST JOB – CONVERSION VARIABLE.....	185
SIC80L - To compare SIC92 codes to SIC80 codes.....	185
INDUSTRY IN LAST JOB – SIC92.....	186
INDM92L - Industry in last job.....	186
INDS92L - Industry division in last job.....	186
INDD92L - Industry class in last job.....	187
INDG92L - Industry group in last job.....	187
EMPLOYMENT STATUS IN LAST JOB.....	188
STATLR - Employment status last job (reported).....	188
NSTATL - Employment status in last job.....	188
MANAGLR - Managerial status last job (reported).....	188
MPNLR02 - Number of employees last job (reported).....	189
SOLOLR - Self-employed with or without employees last job (reported).....	189
MAIN METHODS OF SEEKING WORK.....	190
LKWFWM - Main method of looking for work in the last four weeks.....	190
METHMP(01-11) - Method of looking for work (employees or Government scheme).....	191
METHSE(1-6) - Method of looking for work (self employment).....	192
METHAL(01-14) - Method of looking for work (no preference).....	193
MAINME - Method of looking for work (employees or Government scheme).....	194
MAINMS - Method of looking for work (self employment).....	195
MAINMA - Method of looking for work (no preference).....	196
METHM - Main method of looking for work.....	197
AVAILABILITY TO START WORK.....	198
WAIT - Whether waiting to take up job.....	198
JOBEG - Whether will be starting new job.....	198
LIKEWK - Whether would like work.....	198
NOLOOK - Reason not looking for work.....	199
NOLOKF - Not looking for work because of looking after family/home details.....	199
NOWANT - Reason not looking for work.....	199
NOWNTF - Not wanting work because of looking after family/home details.....	200
START - Whether could start work within the next two weeks.....	200
YSTART - Reason why could not start work within two weeks.....	200
YSTRTF - Cannot start work within two weeks because of looking after family/home details.....	200

DETAILS OF JOB SEARCH	201
LKTIMA - How long looking for work	201
LKTIMB - How long looking for work	201
BEFOR - Activity before starting to look for work	201
BEFORF - Family/home commitments before looking for work	202
BENEFIT ENTITLEMENT	203
BENFTS - Whether claiming any State Benefits (incl. State Pension, Allowances or National Insurance Credits)	203
TPBEN3(1-8) - Type of benefit claimed	203
TPBN01(1-8) - Type of benefit or Tax Credit claimed	204
UNEMBN(1-2) - Type of unemployment related benefit claiming	204
JSATYP - Type of Job Seeker's Allowance	204
JSADUR - Length of time claiming Job Seekers Allowance and/or NI Credits	205
CLAIMS - Whether claiming unemployment related benefits	205
INCSUP - Whether claiming income support in reference week	205
SKDSBN3(1-7) - Type of sickness or disability benefit claimed	206
SKDSBN(1-7) - Type of sickness or disability benefit received	206
PENBEN3(1-3) - Type of state pension claimed	206
PENBEN(1-3) - Whether receiving state retirement pension	207
FAMILY03(1-3) - Type of family related benefit claimed	207
FAMILY(1-4) - Type of family related benefit received	207
HSNGGB(1-2) - Whether receiving Housing Benefit or Council Tax Benefit (GB)	207
HSNGNI(1-2) - Whether receiving rent or rate rebate (NI)	208
NTAXCRD(1-4) - Tax credit payments	208
HOWTAX - How tax credit paid	208
CCTC - Child care tax credit	209
NTCORGN(1-5) - Benefit received before current tax credit	209
TAXFUT3(1-5) - Whether awaiting claim for a tax credit	209
EMPLOYMENT TWELVE MONTHS AGO	210
SITUATION TWELVE MONTHS AGO	210
OYCIRC - Circumstances twelve months ago	210
OYSIND - Whether working for same firm twelve months ago	210
OYSOCC - Whether current occupation same as twelve months ago	210
OYSTAT - Employee or self-employed 1 year ago (reported)	211
NOYSTAT - Employment status twelve months ago	211
OYSUPVI - Supervisory responsibilities 1 year ago	211
OYMNGE - Managerial duties 1 year ago (reported)	211
OYMPR02 - Number of employees at workplace 1 year ago (reported)	212
OYMPE02 - Number of employees where worked 1 year ago	212
OYSOLO - On own or with employees 1 year ago (reported)	212
OYMPS02 - Number of people employed 1 year ago	213
OYFTPT - Full or part time in job twelve months ago	213
OCCUPATION TWELVE MONTHS AGO	214
SOCONE - Occupation twelve months ago	214
SOC2KO - Occupation 1 year ago	214
SC2KOMJ - Major occupation group 1 year ago	214
SC2KOMN - Occupation 1 year ago – minor group	215
INDUSTRY TWELVE MONTHS AGO	216
INDM92O - Industry twelve months ago (SIC92)	216
SIC80O - Industry division twelve months ago (SIC92) - conversion to SIC80	216
EDUCATION AND TRAINING	217
QUALIFICATIONS	217
QUALCH4(1-4) - Holds educational/training qualifications	217
QUALCH(1-3) - Person in employment with qualifications	218
QUALS4(01-11) - Type of qualification already held	219
QUALS(01-23) - Type of qualifications respondents have (starting with highest)	220
DEGREE4 - Type of degree already held	221
DEGREE - Type of degree	222
HIGHO - Type of higher degree	222
SINCOM - Whether degree is single or combined subject	222
SNGDEG - Subject of single subject degree	222
CMBDEG(01-12) - Subject areas of combined subject degree	223

CMBMAIN - Main subject area studied in qualification	223
TEACH4(1-6) - Type of teaching qualifications already held	224
TEACH(1-3) - Type of teaching qualification	224
NUMAL - Number of A levels or equivalent	224
NUMSCE - Number of SCE highers	225
NUMAS - Number of A-S levels	225
TYPHST - Highest National Qualification	225
ADVHST - Whether respondent has one or more Advanced Higher	225
HST - Whether respondent has three or more Highers	225
QGCSE4(1-5) - Type of GCSE or equivalent held below grade C/1	226
QGCSE - Whether respondent has any GCSEs below grade C, or SCE Standard Grades 4-7, or O Grades below grade C, or CSEs below grade 1	226
GCSEFUL(1-5) - Type of GCSE or equivalent held above grade C/1	226
GCSE - Whether respondent has any GCSEs grade C or above, or SCE Standard Grades 1-3, or O Grades grade C or above, or CSEs grade 1	226
CSE - Whether respondent has any CSEs at grade 1	227
NUMOL4 - Number of (O-level, GCSE etc passes) already held	227
NUMOL - Number of O levels or equivalent	227
BTEC - Highest BTEC qualification	227
SCTVEC - Highest SCOTVEC qualification	228
RSA - Highest RSA	228
CANDG - Highest City and Guilds qualification	229
QGNVQ - Whether respondent has any GNVQs/GSVQs	229
GNVQ4 - Type of highest GNVQ/GSVQ already held	230
GNVQ - Highest GNVQ/GSVQ	230
NVQSVQ - Whether respondent has any full NVQs or SVQs	230
NVQLEV - Highest level of full NVQs or SVQs	230
NVQUN - Whether respondent has any units towards NVQs or SVQs	231
HIGHEST QUALIFICATION	232
HIQUAL4 - Highest qualification/trade apprenticeship	232
HIQUAL - Highest qualification	233
HIQUAL4D – Highest qualification (detailed grouping)	234
HIQUALD - Highest qualification (detailed grouping)	234
LEVQUAL - Level of highest qualification held	234
HITQUA4 - Highest qualification training leads to	235
HITQUA - Highest qualification being worked for	236
QALPL99 - How highest qualification obtained	237
QLPLO99 - Way highest qualification obtained	237
VOCQPL - How highest vocational qualification obtained	237
VCQPLO - Way highest vocational qualification obtained	237
YERQAL1 - When obtained highest qualification	238
YERQAL2 - Age obtained highest qualification	238
YERQAL3 - Year obtained highest qualification	238
SUBCOD(1-8) - Area of study	238
KEY SKILLS QUALIFICATIONS	239
KEYHOLD - Any Key Skills qualifications	239
KEYINT - Intending to study for Key Skills	239
AGE COMPLETED FULL-TIME EDUCATION	240
EDAGE - Age when completed full time education	240
APPRENTICESHIP	241
APPR4 - Recognised trade apprenticeship	241
APPREN - Recognised trade apprenticeship	241
APPREN2 - Apprenticeship discontinued in last year	241
MODAPP4 - Whether apprenticeship part of Modern Apprenticeship	242
MODAPP - Whether apprenticeship forms part of Modern Apprenticeship scheme	242
SOC2KAP - Occupation in apprenticeship	242
APPSAM - Apprenticeship part of main job	243
CURRENT STUDY	244
QULNOW - Whether working or studying towards a qualification	244
QULFUT - Back to education in next 12 months	244
QULADV(1-9) - Advice on learning or training classes	244
CARADV - Offered career advice whilst studying	245
CARADV2 - Sought career advice whilst studying	245
QULHI4 - What highest qualification current study towards	246
QULHI - Type of qualification being studied for	247
DEGNOW - Level of degree	250

HGHNOW - Type of higher degree studied for	250
TECNOW - Level of BTEC/BEC/TEC	250
SCNOW - Level of SCOTVEC/SCOTEC/SCOTBEC	251
GNVNOW4 - Level GNVQ/GSVQ current study towards	251
GNVNOW - Level of GNVQ/GSVQ	251
RSANOW - Level of RSA	252
CGNOW - Level of City & Guilds	252
HSTNOW - Level at which studying for National qualification	252
NVQKN2 - Whether working towards any NVQs or SVQs	253
NVQLE2 - Highest level of NVQs or SVQs being worked towards	253
NVQUN2 - Whether respondent has units towards full NVQ/SVQ	253
CURCODE - Area of study	253
TYPE OF COURSE	254
ENROLL - Whether enrolled on education course	254
ATTEND - Whether still attending education course	254
CURED - Current education received	255
AEDC2 - Education	255
STUCUR - Whether full-time student	255
COURSE - Type of course all persons are enrolled	256
SLEARN(1-3) - Type of activity used on training	256
EDINS - Type of educational establishment currently being attended	257
QUALIFICATIONS STUDIED FOR IN THE PAST 12 MONTHS	258
ENROLLY - Enrolled on course (excluding leisure) in last year	258
COURSEY - Type of course enrolled on in last year	258
QULHIY - Highest qualification studied for in last year	259
DEGY - Type of degree studied for in last year	259
HGHY - Type of higher degree studied for in last year	260
TECY - Level of BTEC/BEC/TEC studied for in last year	260
SCY - Level of SCOTVEC/SCOTEC/SCOTBEC studied for in last year	260
GNVY - Level of GNVQ/GSVQ studied for in last year	260
RSAY - Level of RSA studied for in last year	261
CGY - Level of City & Guilds studied for in last year	261
HSTY - Level of National Qualification studied for in last year	261
NVQLEY - Highest level of NVQ/SVQ studied for in last year	261
CURCODEY - Subject of highest course studied for in last year	262
RECENTLY COMPLETED TRAINING	263
ED13WK - Job related training or education in the last 3 months	263
FUTUR13 - Job related training or education in the last 13 weeks	263
ED4WK - Job related education or training in last 4 weeks	263
FUTUR4 - Job related education or training in the last 4 weeks	264
ATRAN - Training	264
ED1FUT - Job related training in last week	264
JOBED - Was training part of the education course previously mentioned	264
QUALIFICATIONS FROM STUDY IN LAST 4 WEEKS	265
NEWQUL - Whether education will lead to a qualification	265
NVQQUL - Whether education will lead to an NVQ or SVQ	265
NVQSAM - Check on whether NVQ/SVQ was reported earlier in questionnaire	265
NVQHI - Highest level of NVQ/SVQ education or training leads to	265
SAMQUL - Check on whether qualification was reported earlier in questionnaire	266
DIFQUL4 - Type of qualification 4 week job related training leads to	266
DIFQUL - Type of qualification being studied for (not reported earlier)	267
DEGQUL - Type of degree	269
HGHQUL - Type of higher degree studied for in last 4 weeks	269
TECQUL - Level of BTEC/BEC/TEC	269
SCQUL - Level of SCOTVEC/SCOTEC/SCOTBEC	270
GNVQUL - Level of GNVQ/GSVQ	270
RSAQUL - Level of RSA	270
CGQUL - Level of City & Guilds	270
HSTQUL - National qualification currently studying	271
ON AND OFF THE JOB TRAINING	272
TRNOPP - Education or training offered	272
JOBTRN - Education & training on or off job	272
JOBLRN(1-3) - Type of training done in last 4 weeks	272
TRSITE - Main place of education or training in work	273
TRATIR - Place of education and training in NI	274
TRNFEE(1-5) - Who pays the fees for training	274

FEEIR(1-5) - Who pays fees for training (NI).....	275
TRNLEN - Length of training course	275
TRNDAY - Training course less than 1 week long.....	275
TRHR93 - Time spent on training.....	276
TRONJB - Time spent training on the job	276
LEISCL - Whether taken part in any other leisure or education classes in previous 4 weeks (i.e. not job related)	276
ADULT LEARNING	277
TAUTQ3 - Whether has been on a taught course which has lead (would have led) to qualifications.....	277
TAUTSK3 - Whether has been on a taught course, designed to help develop skills for a job	277
TAUTPR3 - Whether attended any courses / had tuition in driving, playing a musical instrument, an art or craft, sport or practical skill	277
EVEN3 - Whether attended evening classes	277
TAUTMT3 - Whether carried out any work on own using materials provided by employer, college, commercial organisation or other training provider	278
TAUTOT3 - Whether has been on any other taught courses or received tuition in anything	278
NTQUL3 - Whether studied for qualifications without taking part in a taught course	278
NTSUP3 - Whether received supervised training while actually doing a job	278
NTDEV3 - Whether spent any time keeping up to date with developments in the type of work you do without taking a course (i.e. reading books, journals)	279
NTKNW3 - Whether improved knowledge / taught yourself a skill or studied for a qualification without taking part in a taught course	279
ADLEARN - Type of adult learning.....	279
TAUGHT EDUCATION OUTSIDE THE REGULAR EDUCATION SYSTEM	280
TAUTSKY - Taught courses in last year for skills	280
TAUTPRY - Attended courses or received instruction in last year	280
EVENY - Attended evening classes in last year	280
TAUTMTY - Any learning with package in last year.....	281
TAUTOTY - Any other taught courses or instruction in last year.....	281
TAUTSUM - Number of taught courses in last year.....	281
TCODE - Subject of most recent course or tuition.....	281
THRS - Number of hours instruction in last year for most recent course	282
TPURP - Purpose of most recent course or instruction.....	282
TWORK - Was most recent course during work hours	282
TAUT4 - Any taught course in last 4 weeks	282
T4HRS - Number of hours spent on course.....	282
T4CODE - Main subject of course.....	283
T4PURP - Main purpose of training	283
T4WORK - Whether training during work hours	283
HEALTH	284
HEALTH PROBLEMS	284
HPRMB - Prompt to ask health questions	284
LNGLIM - Whether health problem lasting more than 12 months.....	284
LIMITK - Whether health problem affects the kind of paid work respondent might have done	285
LIMITA - Whether health problem affects the amount of paid work that can be done.....	285
HEAL(01-17) - What health problems does the respondent have	286
HEALTH - Main health problem	288
HEALIM - Whether health problem limits activity.....	289
HEALYR - Any other past health problems or disabilities that have lasted longer than a year	290
HEALPB(01-10) - Health problems/disabilities that affected respondent in the past.....	290
HEALYL - Whether past health problems or disabilities limited activity	291
DISCURR - Current disability	291
XDISDDA - Unadjusted DDA disabled [READ NOTES BEFORE USING THIS VARIABLE]	292
ACCIDENTS	293
ACCDNT - Whether had work related accident in previous 12 months	293
ROAD - How injury was caused	293
WCHJB - Job title check.....	293
GOBACK - How soon able to start work after road accident	294
ACCDAY4 - How soon after accident did you go back to work.....	294
WRKAGN2 - Circumstances when returning to work following accident.....	294
ACCKIND - How accident happened	295
ILLWRK - Whether in past 12 months, has suffered any (other) illness, disability or physical or mental problem caused or made worse by job or work done in the past	295
NUMILL - Number of illness caused or made worse by work in last 12 months	295
TYPILL - Type of illness caused or made worse by work in last 12 months	296

AWARE - When first aware of this illness.....	296
TMEOFF - Total time off work in last 12 months as a result of illness caused or aggravated by work	296
WRKAGN3 - Done do any of the following in last 12 months as a result of illness caused or aggravated by work	297
WCHJB3 - Job caused or made illness worse (previously mentioned)	297
CHILD CARE	298
CHATT(01-10) - Child attendance type.....	298
CHINF(1-2) - Infant school class	298
CHPRI(1-2) - Primary school class	298
CTRM - Reference week school period	299
CHPEO(1-9) - Other carers	299
COTH - Other type of childcare	299
INCOME	300
<u>GROSS INCOME</u>	301
INCNOW - Prompt to ask income questions	301
GROSS99 - Gross pay before deductions.....	301
GRSPRD - Period covered by last (gross) pay.....	301
GRSEXP - Gross pay expected	302
BANDG - Weekly - monthly - annual pay bands.....	302
GRSSWK - Gross weekly pay in main job.....	302
GROSSWK - Gross weekly earning (percentiles) - full/part time employees in main job.....	303
HOURLPAY - Average gross hourly pay	303
USGRS99 - Whether gross pay last received is the same as that received each similar period	303
USUGPAY - What is usual pay received for period covered by last pay	303
<u>NET INCOME</u>	304
NET99 - What is take home pay after deductions	304
YVARY99 - Reason pay varies	304
BANDN - Weekly - monthly - annual pay bands.....	304
NETWK - Net weekly pay in main job	305
NETPRD - Period covered by last net pay.....	305
USNET99 - Whether last net pay was usual net pay for period covered by payment.....	305
USUNPAY - What would usual amount of net pay for period be	306
INCCHK - Interviewer check question: whether the amount recorded as net earnings being greater than gross earnings is correct	306
YPAYL - Reason for pay being less than usual	306
PAYSSP - Whether received Statutory Sick Pay.....	306
YPAYM - Reason for pay being more than usual	307
ERNFILT - Whether last pay contained any additions to basic pay	307
ERNCM(01-11) - Payments included in last gross pay	307
BONCMP(1-4) - Which type of bonus did pay contain	308
HOURLY - Whether paid a fixed hourly rate.....	308
HRRATE - What is basic hourly rate.....	308
OVRTME - At what rate is overtime paid	308
METHPY - Usual method of payment	309
PYSLIP - Whether pay slip usually received.....	309
USESPL - Type of documentation used to check income detail.....	309
<u>GROSS INCOME - SECOND JOB</u>	310
HOURLY2 - Paid fixed hourly rate in second job.....	310
HRRATE2 - Basic hourly rate in second job	310
SECGRO - Gross pay before deductions	310
SECGA - Period of gross earnings (2nd Job).....	311
SECEX - Expected gross earnings	311
SECGB - Period of expected earnings.....	312
BANDG2 - Weekly - monthly - annual pay bands	312
GRSSWK2 - Gross weekly pay in second job	313
<u>NET INCOME - SECOND JOB</u>	314
SECNET - Net pay after deductions.....	314
SCNTGA - Net pay period of earnings.....	314
BANDN2 - Weekly - monthly - annual pay bands (2nd job)	315
NETWK2 - Net weekly pay in 2nd job.....	315

BROADBANDER VARIABLES	316
AGEB - Age band	316
AGEDFEB - Band age at preceding 31 August	316
HEALB(1-5) - Respondent's health problems (banded)	317
HEALTHB - Health problems which affect respondent the most (banded)	317
INDSECS - Industry Sectors in second job (banded)	318
SNGDEGB - Single subject of degree (banded)	318
SYSTEM VARIABLES	319
NURSE - Whether living in NHS accommodation	319
HALLRES - Whether living in a hall of residence	319
QUOTA - Stint number where interview took place	319
WEEK - Week number when interview took place	319
W1YR - Year that address first entered survey	319
QRTR - Quarter that address first entered survey	320
NUMHLD - Number of households at address	320
ADD - Address number on interviewer address list	320
WAVFND - Wave at which household was first found	320
HHL - Household reference	320
THISWV - Wave to which data refers	320
REFWKD - Reference day for current interview	321
REFWKM - Reference month for current interview	321
REFWKY - Reference year for current interview	321
REFDTE - Reference date for current interview	321
RECNO - Record number	321
PERSNO - Person number within household	321
RESPNO - Person number of the person who completed the interview	321
TYPINT - Telephone or face-to-face interview	322
HOUT - Household outcome	322
LSTHO - Previous household outcome	323
WEIGHTS	324
CURRENT WEIGHTS	324
PWT03 - Person weight	324
PIWT03 - Person income weight	324
HHWT03 - Household weight	324
PHHWT03 - Person household weight	324
FHHWT03 - Family household weight	324
WEIGHTS USED PRIOR TO THE 2003 RE-WEIGHTING EXERCISE	325
INTWT02 - Person weight	325
INTIW02 - Person weight for income data	325
PWT - Person weight	325
PIWT - Person weight for income data	325
CURRENT ALALFS WEIGHTS	326
PWT03 - Person weight	326
ALALFS WEIGHTS USED PRIOR TO THE 2003 RE-WEIGHTING EXERCISE	326
ISAMPWT - Initial sampling weight	326
ILLFSWT - Computed integer weight	326

INDIVIDUAL DEMOGRAPHICS

MAIN CHARACTERISTICS

SEX - Sex of respondent

- (1) Male
- (2) Female

FREQUENCY: Each quarter from Spring 92

COVERAGE: Applies to all respondents.

AGE - Age of respondent

(0-99) Age of respondent

FREQUENCY: Each quarter from Spring 92

COVERAGE: Applies to all respondents.

NOTES: Ages over 99 are coded as 99. Text labels are not available for this variable.

The person's age at the end of the reference week is calculated by the computer at the time of the interview. If a person's birthday occurs in the month in which the interview takes place any discrepancies are resolved by checking whether their birthday falls before or after the end of the reference week. Babies under 1 year of age are coded as 0. Age is not re-asked after wave one but it is automatically updated by the laptop based on the date of birth. The one occasion checking is done is when some element of the household box was estimated at the previous wave.

In SuperCROSS an additional variable called AGECE is available. See note on page 2 for more information on SuperCROSS variables.

AGEDFE - Age of respondent at preceding 31 August

(0-99) Age at preceding 31 August

FREQUENCY: Each quarter from Spring 92

COVERAGE: Applies to all respondents.

NOTES: This variable is derived from DOBM, DOBD, REFWKM, REFWKD & AGE. It is used for education purposes (schooling age). It is quarter specific in that the precise derivation differs each quarter.

In SuperCROSS an additional variable called AGEDFEC is available. See note on page 2 for more information on SuperCROSS variables.

AGES - Age groups in 5 year intervals

- (1) 0-4yrs
- (2) 5-9yrs
- (3) 10-15yrs
- (4) 16-19yrs
- (5) 20-24yrs
- (6) 25-29yrs
- (7) 30-34yrs
- (8) 35-39yrs
- (9) 40-44yrs
- (10) 45-49yrs
- (11) 50-54yrs
- (12) 55-59yrs
- (13) 60-64yrs
- (14) 65-69yrs
- (15) 70 and over

FREQUENCY: Each quarter from Spring 92 to Winter 99 (on ONS datasets only). Spring 00 only. Each quarter from Spring 01

COVERAGE: Applies to all respondents.

NOTES: This variable is only available on ONS datasets from Spring 92 to Winter 99. This variable is available for all four quarters in 2000 on SuperCROSS (on ONS datasets only).

AAGE - Age group

- (1) 0-15
- (2) 16-17
- (3) 18-19
- (4) 20-24
- (5) 25-29
- (6) 30-34
- (7) 35-39
- (8) 40-44
- (9) 45-49
- (10) 50-54
- (11) 55-59
- (12) 60-64
- (13) 65-99

FREQUENCY: Every year from 2000

COVERAGE: Applies to all respondents.

NOTES: This variable is included only on annual local area datasets, which are available only to ONS and those government departments which sponsor the local area enhancements.

DOBD - Date of birth day

- (1-31) Date of birth day

FREQUENCY: Each quarter from Spring 92 to Autumn 02. Each quarter from Winter 02 (on ONS/Govt datasets only)

COVERAGE: Applies to all respondents.

NOTES: This variable is only available on ONS/Government datasets from Winter 2002/03. This variable was removed from the public datasets for confidentiality reasons.

DOBM - Date of birth month

(1-12) Month of birth

FREQUENCY: Each quarter from Spring 92

COVERAGE: Applies to all respondents.

DOBY - Date of birth year

(0-99) Last 2 digits of year of birth

FREQUENCY: Each quarter from Spring 92

COVERAGE: Applies to all respondents.

NOTES: From Spring 98 year of birth is the full 4 digits.

DTEOFBTH - Date of birth

YYMMDD - where Y is year, M is month, D is day, e.g. 9961225 for 25 December 1996

FREQUENCY: Each quarter from Autumn 96 to Autumn 02. Each quarter from Winter 02 (on ONS/Govt datasets only)

COVERAGE: Applies to all respondents.

NOTES: This variable is only available on ONS/Government datasets from Winter 2002/03. This variable was removed from the public datasets for confidentiality reasons. This variable is not available on SuperCROSS datasets.

This variable is an alternative presentation of the information contained in DOBD, DOBM and DOBY.

MARSTT - Marital status

- (1) Single, never married**
- (2) Married, living with husband/wife**
- (3) Married, separated from husband/wife**
- (4) Divorced**
- (5) Widowed**

FREQUENCY: Each quarter from Spring 95

COVERAGE: Applies to all respondents.

NOTES: MARSTT & LIVTOG were introduced in Spring 95 to identify co-habitees and replace the variable MARCON. What is recorded here is the informant's true (legal) marital status. Interviewers check marital status if there has been a change in the household since the previous wave. If an informant's spouse is temporarily not living in the household for reasons not connected with a breakdown of the marriage, for example, overseas or looking after an elderly relative, then the spouse remaining in the household should be coded 2 (married and living with spouse), even though both husband and wife are not present.

AMARSTT - Marital status

- (1) **Married or cohabiting**
- (2) **Not married or cohabiting**

FREQUENCY: Every year from 2000

COVERAGE: Applies to all respondents.

NOTES: This variable is included only on annual local area datasets, which are available only to ONS and those government departments which sponsor the local area enhancements.

This variable is derived from MARSTT & LIVTOG.

MARDY - Married/cohabiting

- (1) **Married/cohabiting**
- (2) **Non married**

FREQUENCY: Each quarter from Spring 96

COVERAGE: Applies to all respondents who are married and living with husband/wife or are living in the household as a couple (MARSTT = 2 OR LIVTOG = 1 or 3).

NOTES: This variable is derived from MARSTT, MARCHK & LIVTOG.

MARCHK - Whether spouse is household member

- (1) **Yes**
- (2) **No**

FREQUENCY: Each quarter from Spring 96

COVERAGE: Applies to respondents who are married and living with husband/wife (MARSTT = 2).

NOTES: This variable was introduced in Spring 96 to check whether spouses were included as part of the household. This question has been included to identify married couples who are legally married but do not live together and are therefore not included as members of the household (e.g. spouse working away from home; spouse in prison). Married couples who have legally separated will not be included here, having been coded 3 at MARSTT.

LIVTOG - Whether living together as couple

- (1) **Yes**
- (2) **No**
- (3) **Same sex couple**

FREQUENCY: Each quarter from Spring 95

COVERAGE: Applies to all respondents aged 16+ in multi-person households, not married and living with spouse (MARSTT ≠ 2 or MARSTT = -8 AND AGE > 16).

NOTES: This question will apply to all households containing more than one person, and to all respondents who do not describe themselves as married living with a spouse.

MARSTT and LIVTOG were introduced in Spring 95 to identify co-habitees and replace the variable MARCON. Only informants who are living together with their partner in THIS household are coded as living together as a couple. If the interviewer has already been informed that two people are living together as a couple, then there is no need to ask this question. However in most other situations the question should be asked. It should always be asked where there are unrelated people within the household. Same sex couples can be identified at this question ONLY if the information is volunteered by the informants.

MARSEX - Sex and marital status

- (1) **Men**
- (2) **Women married/cohabiting**
- (3) **Women non-married**

FREQUENCY: Each quarter from Spring 2000

COVERAGE: Applies to all respondents.

NOTES: This variable is derived from SEX, MARSTT, MARCHK & LIVTOG.

IREND2 - Religious denomination

- (1) **Catholic**
- (2) **Presbyterian**
- (3) **Church of Ireland**
- (4) **Methodist**
- (5) **Other Protestant**
- (6) **Other religion**
- (7) **No denomination**
- (8) **Under 16 years**
- (9) **Unwilling to answer**

FREQUENCY: Each quarter from Winter 94

COVERAGE: Applies to all respondents in Northern Ireland.

NOTES: This variable is only asked of people in Northern Ireland. It is important to remember that this is a voluntary question. Respondents who refuse to answer, are coded as unwilling.

Other Protestant includes:

Baptist, Free Presbyterian, Unitarian, Congregational, Plymouth Brethren, Church of Nazarene, Church of England, Pentecostal, Mormon, etc.

Other religions include:

Jewish, Hindu, Sikh, Buddhist, Muslim.

NATIONALITY, NATIONAL IDENTITY, COUNTRY OF BIRTH

NATION - Nationality

- (1) UK, British
- (6) Irish Republic
- (36) Hong Kong
- (58) China
- (59) Other

FREQUENCY: Each quarter from Spring 92

COVERAGE: Applies to all respondents.

NOTES: Respondents who said that they were born outside the UK but that they are a citizen of the UK and Colonies or British by registration are coded as UK, British. When running tables filtering on NATION the relevant category of NATO should also be filtered to ensure accuracy.

CRY01 - Country of birth

- (1) England
- (2) Wales
- (3) Scotland
- (4) Northern Ireland
- (5) UK, Britain (Don't know country)
- (6) Republic of Ireland
- (36) Hong Kong
- (58) China
- (59) Other

FREQUENCY: Each quarter from Spring 01

COVERAGE: Applies to all respondents.

NOTES: This question variable was introduced to record in which part of the UK the respondent was born. If the respondent does not know the part of UK they were born in, but is sure that it was the UK, code 5 is used. If 'Ireland' is given as an answer, the interviewer must check whether it is Northern Ireland (code 4) or the Irish Republic (code 6). The Isle of Man and the Channel Islands are not part of the UK and should be coded 59.

When running tables filtering on CRY01, the relevant category of CRYO should also be filtered to ensure accuracy.

NATO - Nationality (other)

Spring 92 - Winter 92	(52) United States of America	Added Spring 93	Added Spring 1999
(1) United Kingdom/Great Britain	(53) (Other) Caribbean	(96) Angola	(134) St. Pierre and Miquelon
(6) Irish Republic (inc. pns)	(54) (Other) Central America	(97) Ethiopia	(135) Greenland
(7) Channel islands	(55) (Other) South America	(98) Somalia	(136) Bermuda
(8) Isle of Man	(56) Pakistan	(99) Zaire	(137) Taiwan
(11) Australia	(57) Burma/Myanmar	(100) Cuba	(138) Laos
(12) Canada	(58) China	(101) Mexico	(139) Afghanistan, Bhutan, Republic of the Maldives, Nepal
(13) New Zealand	(59) Japan	(102) Argentina	(140) Thailand
(14) Kenya	(60) Philippines	(103) Brazil	(141) Armenia, Azerbaijan and Georgia
(15) Uganda	(61) Vietnam	(104) Chile	(142) Kazakhstan, Kyrgistan, Tajikistan, Turkmenistan, Uzbekistan
(16) Tanzania	(62) Iran	(105) Colombia	(143) At sea/In the air/Oil rig
(17) Malawi	(63) Israel	(106) Uruguay	(144) Stateless
(18) Zambia	(64) Other Middle East nes	(107) Venezuela	
(19) Zimbabwe	(65) Other Asia (foreign nes)	(108) Iraq	
(20) Botswana, Lesotho and Swaziland	(66) Belgium	(109) Lebanon	
(21) Gambia	(67) Denmark	(110) Indonesia	
(22) Ghana	(68) France (inc. Monaco)	(111) Korea	
(23) Nigeria	(69) Italy	(112) Macao/Macau	
(24) Sierra Leone	(70) Luxembourg	(113) Liechtenstein	
(25) Barbados	(71) Netherlands	(114) Andorra	
(26) Jamaica	(72) Federal Republic of Germany	*(115) At sea/In the air	
(27) Trinidad & Tobago	(73) Germany (pns)	*(116) Stateless	
(28) West Indies (Associated States)	(74) Albania	Added Spring 98	
(29) West Indies (so stated)	(75) Bulgaria	(115) Belarus	
(30) Other Caribbean Commonwealth	(76) German Democratic Republic	(116) Bosnia (Yugoslavia)	
(31) Belize	(77) Czechoslovakia	(117) Croatia	
(32) Guyana	(78) Hungary	(118) Czech Republic	
(33) Bangladesh	(79) Poland	(119) Estonia	
(34) India	(80) Romania	(120) Macedonia (Yugoslavia)	
(35) Sri Lanka	(81) Austria	(121) Lithuania	
(36) Hong Kong	(82) Switzerland	(122) Latvia	
(37) Malaysia	(83) Greece	(123) Moldova	
(38) Singapore	(84) Portugal (inc. Azores & Madeira)	(124) Russia	
(39) Cyprus	(85) Spain (inc. Balearic & Canary Islands)	(125) Slovak Republic	
(40) Gibraltar	(86) Finland	(126) Slovenia	
(41) Malta & Gozo	(87) Norway	(127) Ukraine	
(42) Seychelles	(88) Sweden	(128) San Marino	
(43) Mauritius	(89) (Other) Yugoslavia	(129) Vatican City	
(44) Other New Commonwealth	(90) Other Europe nes	(130) Sudan	
(45) Algeria	(91) Turkey	(131) Cambodia (Khmer Republic)	
(46) Morocco	(92) Former USSR etc.	(132) Indonesia	
(47) Tunisia	(93) Rest of the World nes	(133) Micronesia	
(48) Libya	*(94) At sea/in the air	*(134) At sea/In the air	
(49) Egypt	*(95) Stateless	*(135) Stateless	
(50) Republic of South Africa			
(51) Other Africa (foreign nes)			

Abbreviations: pns = part not stated, nes = not elsewhere stated.

FREQUENCY: Each quarter from Spring 92

COVERAGE: Applies to all respondents whose nationality is not UK, Irish Rep, Hong Kong or China (NATION = 59).

NOTES: Text labels are not available for this variable. Where a respondent has a dual nationality the first one is recorded. It should be noted that from Spring 92 to Winter 92 codes were from 1-95, then from Spring 93 they were increased to 116, from Spring 98 to 135 and from Spring 99 to 144, this is for SOEC purposes as a number of countries were not uniquely identifiable. *Note the change in coding for *At sea/in the air* and *Stateless* in from Spring 93, Spring 98 and Spring 99.

From Winter 93 onwards an axis variable called NATOX has been created that combines both NATION and NATO. This variable lists all countries and also combines them under main headings.

NATOX - Nationality (other)**EUROPE**

- (1) United Kingdom/Great Britain
- (2) Belgium
- (3) Denmark (inc. Greenland)
- (4) France (inc. Monaco)
- (5) Germany
- (6) Greece
- (7) Irish Republic
- (8) Italy (inc. Vatican City)
- (9) Luxembourg
- (10) Netherlands
- (11) Portugal
- (12) Spain
- (13) Andorra
- (14) Austria
- (15) Cyprus
- (16) Gibraltar
- (17) Finland
- (18) Liechtenstein
- (19) Malta & Gozo
- (20) Norway
- (21) Sweden
- (22) Switzerland
- (23) Turkey
- (24) Former Yugoslavia
- (25) Albania
- (26) Bulgaria
- (27) Former Czechoslovakia
- (28) Hungary
- (29) Poland
- (30) Romania
- (31) Former USSR etc.
- (32) Other Europe

AMERICAS

- (33) Barbados
- (34) Belize
- (35) Canada
- (36) Other Caribbean
- (37) Cuba
- (38) Guyana
- (39) Jamaica
- (40) Trinidad & Tobago
- (41) USA
- (42) West Indies
- (43) Other Central America
- (44) Mexico
- (45) Other South America
- (46) Argentina
- (47) Brazil
- (48) Chile
- (49) Colombia
- (50) Uruguay
- (51) Venezuela

AFRICA

- (52) Algeria
- (53) Angola
- (54) Botswana
- (55) Ethiopia
- (56) Egypt
- (57) Gambia
- (58) Ghana
- (59) Kenya
- (60) Libya
- (61) Malawi
- (62) Mauritius
- (63) Morocco
- (64) Nigeria
- (65) South Africa
- (66) Sierra Leone
- (67) Seychelles
- (68) Somalia
- (69) Tanzania
- (70) Tunisia
- (71) Uganda
- (72) Zaire
- (73) Zambia
- (74) Zimbabwe
- (75) Other Africa

INDIAN SUB-CONTINENT

- (76) Bangladesh
- (77) India
- (78) Pakistan

MIDDLE EAST

- (79) Iran
- (80) Iraq
- (81) Israel
- (82) Lebanon
- (83) Other Middle East

REMAINDER OF ASIA

- (84) Burma/Myanmar
- (85) China
- (86) Hong Kong
- (87) Indonesia
- (88) Japan
- (89) Korea
- (90) Macau/Macao
- (91) Malaysia
- (92) Philippines
- (93) Singapore
- (94) Sri Lanka
- (95) Vietnam
- (96) Other Asia

AUSTRALASIA

- (97) Australia
- (98) New Zealand

OTHER COUNTRIES

- (99) Caribbean Commonwealth
- (100) Other New Commonwealth
- (101) Rest of the World
- (102) At sea/In the air
- (103) Stateless

FREQUENCY: Each quarter from Spring 92

COVERAGE: Applies to all respondents.

NOTES: This variable is available in only SuperCROSS format up to Autumn 99 and in all formats from Winter 99. Also see the notes on NATION & NATO listed earlier. This variable is derived from NATION, NATO, CRY01 & CRYO.

This variable is only available on ONS datasets in Autumn 92.

CRYO - Country of birth

Spring 92 - Winter 92	(52) United States of America	Added Spring 93	Added Spring 1999
(1) United Kingdom/Great Britain	(53) (Other) Caribbean	(96) Angola	(134) St. Pierre and Miquelon
(6) Irish Republic (inc. pns)	(54) (Other) Central America	(97) Ethiopia	(135) Greenland
(7) Channel islands	(55) (Other) South America	(98) Somalia	(136) Bermuda
(8) Isle of Man	(56) Pakistan	(99) Zaire	(137) Taiwan
(11) Australia	(57) Burma/Myanmar	(100) Cuba	(138) Laos
(12) Canada	(58) China	(101) Mexico	(139) Afghanistan, Bhutan, Republic of the Maldives, Nepal
(13) New Zealand	(59) Japan	(102) Argentina	(140) Thailand
(14) Kenya	(60) Philippines	(103) Brazil	(141) Armenia, Azerbaijan and Georgia
(15) Uganda	(61) Vietnam	(104) Chile	(142) Kazakhstan,
(16) Tanzania	(62) Iran	(105) Colombia	Kyrgistan, Tajikistan,
(17) Malawi	(63) Israel	(106) Uruguay	Turkmenistan, Uzbekistan
(18) Zambia	(64) Other Middle East nes	(107) Venezuela	(143) At sea/In the air/Oil rig
(19) Zimbabwe	(65) Other Asia (foreign nes)	(108) Iraq	*(144) Stateless
(20) Botswana, Lesotho and Swaziland	(66) Belgium	(109) Lebanon	
(21) Gambia	(67) Denmark	(110) Indonesia	
(22) Ghana	(68) France (inc. Monaco)	(111) Korea	
(23) Nigeria	(69) Italy	(112) Macao/Macau	
(24) Sierra Leone	(70) Luxembourg	(113) Liechtenstein	
(25) Barbados	(71) Netherlands	(114) Andorra	
(26) Jamaica	(72) Federal Republic of Germany	*(115) At sea/In the air	
(27) Trinidad & Tobago	(73) Germany (pns)	*(116) Stateless	
(28) West Indies (Associated States)	(74) Albania	Added Spring 98	
(29) West Indies (so stated)	(75) Bulgaria	(115) Belarus	
(30) Other Caribbean Commonwealth	(76) German Democratic Republic	(116) Bosnia (Yugoslavia)	
(31) Belize	(77) Czechoslovakia	(117) Croatia	
(32) Guyana	(78) Hungary	(118) Czech Republic	
(33) Bangladesh	(79) Poland	(119) Estonia	
(34) India	(80) Romania	(120) Macedonia (Yugoslavia)	
(35) Sri Lanka	(81) Austria	(121) Lithuania	
(36) Hong Kong	(82) Switzerland	(122) Latvia	
(37) Malaysia	(83) Greece	(123) Moldova	
(38) Singapore	(84) Portugal (inc. Azores & Madeira)	(124) Russia	
(39) Cyprus	(85) Spain (inc. Balearic & Canary Islands)	(125) Slovak Republic	
(40) Gibraltar	(86) Finland	(126) Slovenia	
(41) Malta & Gozo	(87) Norway	(127) Ukraine	
(42) Seychelles	(88) Sweden	(128) San Marino	
(43) Mauritius	(89) (Other) Yugoslavia	(129) Vatican City	
(44) Other New Commonwealth	(90) Other Europe nes	(130) Sudan	
(45) Algeria	(91) Turkey	(131) Cambodia (Khmer Republic)	
(46) Morocco	(92) Former USSR etc.	(132) Indonesia	
(47) Tunisia	(93) Rest of the World nes	(133) Micronesia	
(48) Libya	*(94) At sea/in the air	*(134) At sea/In the air	
(49) Egypt	*(95) Stateless	*(135) Stateless	
(50) Republic of South Africa			
(51) Other Africa (foreign nes)			

Abbreviations: pns = part not stated, nes = not elsewhere stated.

FREQUENCY: Each quarter from Spring 92

COVERAGE: Applies to all respondents whose country of birth is not UK, Irish Rep, Hong Kong or China (CRY01 = 59).

NOTES: Text labels are not available for this variable. Where a respondent has a dual nationality the first one is recorded. It should be noted that from Spring 92 to Winter 92 codes were from 1-95, then from Spring 93 they were increased to 116, from Spring 98 to 135 and from Spring 99 to 144, this is for SOEC purposes as a number of countries were not uniquely identifiable. *Note the change in coding for *At sea/in the air* and *Stateless* in from Spring 93, Spring 98 and Spring 99.

From Winter 93 onwards an axis variable called CRYOX has been created that combines both CRY01 and CRYO. This variable lists all countries and also combines them under main headings.

CRYOX - Country of birth (other)**EUROPE**

- (1) United Kingdom/Great Britain
- (2) Belgium
- (3) Denmark (inc Greenland)
- (4) France (inc Monaco)
- (5) Germany
- (6) Greece
- (7) Irish Republic
- (8) Italy (inc. Vatican City)
- (9) Luxembourg
- (10) Netherlands
- (11) Portugal
- (12) Spain
- (13) Andorra
- (14) Austria
- (15) Cyprus
- (16) Gibraltar
- (17) Finland
- (18) Liechtenstein
- (19) Malta & Gozo
- (20) Norway
- (21) Sweden
- (22) Switzerland
- (23) Turkey
- (24) Former Yugoslavia
- (25) Albania
- (26) Bulgaria
- (27) Former Czechoslovakia
- (28) Hungary
- (29) Poland
- (30) Romania
- (31) Former USSR etc.
- (32) Other Europe

AMERICAS

- (33) Barbados
- (34) Belize
- (35) Canada
- (36) Other Caribbean
- (37) Cuba
- (38) Guyana
- (39) Jamaica
- (40) Trinidad & Tobago
- (41) USA
- (42) West Indies
- (43) Other Central America
- (44) Mexico
- (45) Other South America
- (46) Argentina
- (47) Brazil
- (48) Chile
- (49) Colombia
- (50) Uruguay
- (51) Venezuela

AFRICA

- (52) Algeria
- (55) Angola
- (54) Botswana
- (55) Ethiopia
- (56) Egypt
- (57) Gambia
- (58) Ghana
- (59) Kenya
- (60) Libya
- (61) Malawi
- (62) Mauritius
- (63) Morocco
- (64) Nigeria
- (65) South Africa
- (66) Sierra Leone
- (67) Seychelles
- (68) Somalia
- (69) Tanzania
- (70) Tunisia
- (71) Uganda
- (72) Zaire
- (73) Zambia
- (74) Zimbabwe
- (75) Other Africa

INDIAN SUB-CONTINENT

- (76) Bangladesh
- (77) India
- (78) Pakistan

MIDDLE EAST

- (79) Iran
- (80) Iraq
- (81) Israel
- (82) Lebanon
- (83) Other Middle East

REMAINDER OF ASIA

- (84) Burma/Myanmar
- (85) China
- (86) Hong Kong
- (87) Indonesia
- (88) Japan
- (89) Korea
- (90) Macau/Macao
- (91) Malaysia
- (92) Philippines
- (93) Singapore
- (94) Sri Lanka
- (95) Vietnam
- (96) Other Asia

AUSTRALASIA

- (97) Australia
- (98) New Zealand

OTHER COUNTRIES

- (99) Caribbean Commonwealth
- (100) Other New Commonwealth
- (101) Rest of the World
- (102) At sea/In the air
- (103) Stateless

FREQUENCY: Each quarter from Spring 92

COVERAGE: Applies to all respondents.

NOTES: This variable is derived from CRY01 & CRY0. See notes in CRY0. This variable is available in only SuperCROSS format up to Autumn 99 and in all formats from Winter 99.

CAMEYR - Year of arrival in the UK

Year of arrival

FREQUENCY: Each quarter from Spring 92

COVERAGE: Applies to respondents who are not born in UK, Britain (CRY01 ≠ 1)

NOTES: First arrival means for any purpose, including holiday trips. Text labels are not available for this variable. 'Arrive' refers to the date of arrival to take up residence. If preceded by a holiday to this country and there is no break between the holiday and staying on, the date of arrival for the holiday is included. If there is a break before taking up residence, the holiday arrival date is not included.

If the respondent takes up residence in this country, leaves the country to live elsewhere before returning to take up permanent residence again, it is the first date of arriving in this country that is required.

Anyone who arrived more than 99 years ago is coded as if it was exactly 99 years ago.

Users are advised to filter on CRYOX UK/GB as people who said their country of birth is Ireland (pns), Channel Islands, or Isle of Man are not coded as UK/GB in the variable CRY01.

NATIDB - Whether British national identity

(0) Non-British
(1) British

FREQUENCY: Each quarter from Spring 01

COVERAGE: Applies to all respondents.

NOTES: Studies on the national identity question show that the order of the answer categories, the context of the question and the mode of interview can affect the answers that people give and can increase or decrease the proportion of answers in each category. The relative impact of these effects varies according to the country the question is asked in.

NATIDE - Whether English national identity

(0) Non-English
(1) English

FREQUENCY: Each quarter from Spring 01

COVERAGE: Applies to all respondents.

NOTES: See notes on NATIDB.

NATIDI - Whether Irish national identity

(0) Non-Irish
(1) Irish

FREQUENCY: Each quarter from Spring 01

COVERAGE: Applies to all respondents.

NOTES: See notes on NATIDB.

NATIDS - Whether Scottish national identity

- (0) **Non-Scottish**
- (1) **Scottish**

FREQUENCY: Each quarter from Spring 01

COVERAGE: Applies to all respondents.

NOTES: See notes on NATIDB.

NATIDW - Whether Welsh national identity

- (0) **Non-Welsh**
- (1) **Welsh**

FREQUENCY: Each quarter from Spring 01

COVERAGE: Applies to all respondents.

NOTES: See notes on NATIDB.

NATIDO - Whether other national identity

- (0) **Non-other**
- (1) **Other**

FREQUENCY: Each quarter from Spring 01

COVERAGE: Applies to all respondents.

NOTES: See notes on NATIDB.

CYMU - Understand spoken Welsh

- (1) **Yes**
- (2) **No**

FREQUENCY: Each quarter from Spring 01

COVERAGE: Applies to all respondents in Wales.

NOTES: Only asked to Welsh respondents living in Wales, not those living elsewhere in the UK whose first language is Welsh.

When comparing the Welsh language questions to those from other sources (including the forthcoming 2001 Census results), it is important to remember that differences in sampling, mode of interview, and questionnaire design may cause differences between estimates. The Welsh language questions are preceded by questions on national identity which may cause respondents to be more inclined to say that they spoke Welsh than on another survey which had a different topic preceding the Welsh language question.

CYMS - Speak Welsh

- (1) Yes
- (2) No

FREQUENCY: Each quarter from Spring 01

COVERAGE: Applies to all respondents in Wales.

NOTES: Only asked to Welsh respondents living in Wales, not those living elsewhere in the UK whose first language is Welsh.

See notes on CYMU.

CYMR - Read Welsh

- (1) Yes
- (2) No

FREQUENCY: Each quarter from Spring 01

COVERAGE: Applies to all respondents in Wales.

NOTES: Only asked to Welsh respondents living in Wales, not those living elsewhere in the UK whose first language is Welsh.

See notes on CYMU.

CYMW - Write Welsh

- (1) Yes
- (2) No

FREQUENCY: Each quarter from Spring 01

COVERAGE: Applies to all respondents in Wales.

NOTES: Only asked to Welsh respondents living in Wales, not those living elsewhere in the UK whose first language is Welsh.

See notes on CYMU.

ETHNICITY, RELIGION, ENGLISH AS A SECOND LANGUAGE

Ethnicity Thresholds

ONS have recently carried out research into the reliability of ethnicity estimates based on the LFS. As a result, ONS recommends that a multiplier of 2.5 is applied to the general thresholds for ethnic estimates. In addition, for Wales, it is recommended that a multiplier of 4.0 is used for Cardiff and 2.5 for the rest of Wales.

In recognition of the need to analyse and publish as much information as practical, ONS may publish estimates based on sample sizes which fall below the revised thresholds, indicating that these estimates fall below the thresholds, provided no more than a third of the cells in any published table fall below this category, and provided an estimate is not based on sample size which falls below the threshold by more than 50%. It is recommended that other users of LFS data also follow these guidelines.

ETH01 - Ethnic group

- (1) **White**
- (2) **Mixed**
- (3) **Asian or Asian British**
- (4) **Black or Black British**
- (5) **Chinese**
- (6) **Other ethnic group**

FREQUENCY: Each quarter from Spring 01

COVERAGE: Applies to all respondents. First contact only.

NOTES: In Spring 2001, the Labour Force Survey (LFS) introduced new questions on ethnicity in line with the recommended output classification of ethnic groups for National Statistics data sources. Further details about a respondent's ethnic group are asked in succeeding questions, and a 'Mixed' group has been introduced.

The derived variable ETHCEN6 should be used in preference to ETH01 as it re-codes 'other' type verbatim responses giving more accurate analysis. ETH01 is the questionnaire variable.

No comparison should be made between the old and new ethnic classifications in the LFS, because not only are the categories different but, the questions and coding of answers underlying the data are also very different. The results for this variable do not take into account the answers to the succeeding questions, but these are included in the variables ETHCEN6 and ETHCEN15.

Ethnic questions are concerned with descent rather than country of birth.

ETHWH - White ethnic group

- (1) **British**
- (2) **Another White background**

FREQUENCY: Each quarter from Spring 01

COVERAGE: Applies to all respondents who said their ethnic group was White (ETH01 = 1).

NOTES: From Spring 2001, the Labour Force Survey (LFS) introduced new questions on ethnicity in line with the recommended output classification of ethnic groups for National Statistics data sources. No comparison should be made between the old and new ethnic classifications in the LFS, because not only are the categories different but, the questions and coding of answers underlying the data are also very different. Ethcen15 is a detailed classificatory variable based on answers contained at the questions Eth01, EthWh, EthMx, EthAs and EthBI.

Please note that respondents in Northern Ireland who state that their ethnicity is white are not asked the detailed level question EthWh. They are therefore listed as missing, 'not applicable – white Northern Irish' in Ethcen15.

ETHMX - Mixed ethnic group

- (1) **White and Black Caribbean**
- (2) **White and Black African**
- (3) **White and Asian**
- (4) **Another mixed background**

FREQUENCY: Each quarter from Spring 01

COVERAGE: Applies to all respondents who said their ethnic group was Mixed (ETH01 = 2).

NOTES: From Spring 2001, the Labour Force Survey (LFS) introduced new questions on ethnicity in line with the recommended output classification of ethnic groups for National Statistics data sources. No comparison should be made between the old and new ethnic classifications in the LFS, because not only are the categories different but, the questions and coding of answers underlying the data are also very different. Ethcen15 is a detailed classificatory variable based on answers contained at the questions Eth01, EthWh, EthMx, EthAs and EthBI.

ETHAS - Asian ethnic group

- (1) **Indian**
- (2) **Pakistani**
- (3) **Bangladeshi**
- (4) **Another Asian background**

FREQUENCY: Each quarter from Spring 01

COVERAGE: Applies to all respondents who said their ethnic group was Asian or Asian British (ETH01 = 3).

NOTES: See notes for ETHMX.

ETHBL - Black ethnic group

- (1) Caribbean
- (2) African
- (3) Another Black background

FREQUENCY: Each quarter from Spring 01

COVERAGE: Applies to all respondents who said their ethnic group was Black or Black British (ETH01 = 4).

NOTES: See notes for ETHMX.

ETHCEN15 - Ethnicity revised

- (1) British
- (2) Other White
- (3) White and Black Caribbean
- (4) White and Black African
- (5) White and Asian
- (6) Other Mixed
- (7) Indian
- (8) Pakistani
- (9) Bangladeshi
- (10) Other Asian
- (11) Black Caribbean
- (12) Black African
- (13) Other Black
- (14) Chinese
- (15) Other

FREQUENCY: Each quarter from Spring 01

COVERAGE: Applies to all respondents.

NOTES: From Spring 2001, the Labour Force Survey (LFS) introduced new questions on ethnicity in line with the recommended output classification of ethnic groups for National Statistics data sources.

ETHCEN6 and ETHCEN15 are the new variables covering Ethnic origin. They are fully in line with the Census definitions of ethnicity. ETHCEN15 is a detailed ethnic classificatory variable based on answers contained at the questions Eth01, EthWh, EthMx, EthAs and EthBl. Data in this variable has had 'other' type verbatim responses coded and re-allocated to the appropriate category.

Please note that respondents in Northern Ireland who state that their ethnicity is white are not asked the detailed level question EthWh. They are therefore listed as missing, 'not applicable – white Northern Irish' in ETHCEN15.

No comparison should be made between the old and new ethnic classifications in the LFS, because not only are the categories different but, the questions and coding of answers underlying the data are also very different.

ETHCEN6 - Ethnicity revised

- (1) White
- (2) Mixed
- (3) Asian or Asian British
- (4) Black or Black British
- (5) Chinese
- (6) Other ethnic group

FREQUENCY: Each quarter from Spring 01

COVERAGE: Applies to all respondents.

NOTES: From Spring 2001, the Labour Force Survey (LFS) introduced new questions on ethnicity in line with the recommended output classification of ethnic groups for National Statistics data sources. ETHCEN6 and ETHCEN15 are the new variables covering Ethnic origin. They are fully in line with the Census definitions of ethnicity. The new classification has two levels. Level 1 (ETHCEN6) is a broad classification into 5 main ethnic groups. Level 2 (ETHCEN15) nests within Level 1 and provides a finer classification.

With the introduction of these new ethnicity questions, some data in Spring 2001 had to be imputed for missing cases. See Volume 1 (Background & Methodology) "Imputation in the LFS" for further details. Data in this variable has also had 'other' type verbatim responses coded and re-allocated to the appropriate category.

No comparison should be made between the old and new ethnic classifications in the LFS, because not only are the categories different but, the questions and coding of answers underlying the data are also very different.

RELIG - Religion

- (1) Christian
- (2) Buddhist
- (3) Hindu
- (4) Jewish
- (5) Muslim
- (6) Sikh
- (7) Any other religion
- (8) No religion at all

FREQUENCY: Each quarter from Spring 02 (first contact)

COVERAGE: Applies to all respondents in Great Britain.

NOTES: From Spring 03, RELIG is asked of proxy as well as personal respondents, the question RELP is only asked of personal respondents.

From Spring 04, RELIG is asked to all respondents in GB. Prior to this it was only asked to respondents in GB aged 16+.

This variable is not available on SuperCROSS public datasets in Summer 03.

RELP - Whether practising religion

- (1) Yes
- (2) No

FREQUENCY: Each quarter from Spring 02 to Winter 03 (Wave 1 only or first contact).

COVERAGE: All persons who have stated a religion (RELIG =1-7).

NOTES: Personal respondents only.

This variable is not available on SuperCROSS public datasets in Summer 03.

LANGESW - First language at home

- (1) English
- (2) Welsh
- (3) Other

FREQUENCY: Summer 02 only.

COVERAGE: Applies to all respondents in England, Scotland (South of the Caledonian Canal) and Wales.

NOTES: Recent studies have shown a lack of information about people struggling to learn or work because of difficulty with English. The Department for Education & Skills (DfES) needs to know how many people are struggling at learning, at work or in finding a job because of poor language skills, and these questions aim to get this information. Since regions in the UK vary in traditional languages, response categories for countries within the UK also vary.

LANGNI - First language at home

- (1) English
- (2) Gaelic
- (3) Ulster Scots
- (4) Other

FREQUENCY: Summer 02 only.

COVERAGE: Applies to all respondents in Northern Ireland.

NOTES: See notes for LANGESW

LANGSNC - First language at home

- (1) English
- (2) Gaelic
- (3) Welsh
- (4) Other

FREQUENCY: Summer 02 only.

COVERAGE: Applies to all respondents in Scotland (North of the Caledonian Canal).

NOTES: See notes for LANGESW.

LANG - First language at home

- (1) English
- (2) Welsh
- (3) Gaelic
- (4) Ulster Scots/Ullans
- (5) Other

FREQUENCY: Summer quarters only (every 3rd year) from Summer 03

COVERAGE: Applies to all respondents aged 16+

NOTES: The variables LANGESW, LANGNI & LANGSNC have been replaced by this single variable. This question is only asked in the Summer quarter every 3 years e.g. 2003, 2006, 2009 etc.

LANGD1 - Language difficulties keeping/finding job

- (1) Yes
- (2) No

FREQUENCY: Summer 02 only. Summer quarters only (every 3rd year) from Summer 03

COVERAGE: From Summer 02 - Summer 03: Applies to all respondents who said their first language at home was Other (LANGESW = 3 or LANGNI = 4 or LANGSNC = 4).

From Summer 06: Applies to all respondents who said their first language at home was Other (LANG = 5).

NOTES: This question is only asked in the Summer quarter every 3 years e.g. 2003, 2006, 2009 etc.

LANGD2 - Language difficulties causing problems with education

- (1) Yes
- (2) No

FREQUENCY: Summer 02 only. Summer quarters only (every 3rd year) from Summer 03

COVERAGE: From Summer 02 - Summer 03: Applies to all respondents who said their first language at home was Other (LANGESW = 3 or LANGNI = 4 or LANGSNC = 4).

From Summer 06: Applies to all respondents who said their first language at home was Other (LANG = 5).

NOTES: This question is only asked in the Summer quarter every 3 years e.g. 2003, 2006, 2009 etc.

RESIDENTIAL DETAILS

COUNTRY - Country within UK

- (1) England
- (2) Wales
- (3) Scotland
- (4) Scotland North of Caledonian Canal
- (5) Northern Ireland

FREQUENCY: Each quarter from Summer 2000

COVERAGE: Applies to all respondents.

URES MC - Region of usual residence

- (1) Tyne & Wear
- (2) Rest of Northern Region
- (3) South Yorkshire
- (4) West Yorkshire
- (5) Rest of Yorkshire & Humberside
- (6) East Midlands
- (7) East Anglia
- (8) Inner London
- (9) Outer London
- (10) Rest of South East
- (11) South West
- (12) West Midlands (Metropolitan)
- (13) Rest of West Midlands
- (14) Greater Manchester
- (15) Merseyside
- (16) Rest of North West
- (17) Wales
- (18) Strathclyde
- (19) Rest of Scotland
- (20) Northern Ireland

FREQUENCY: Each quarter from Spring 92

COVERAGE: Applies to all respondents.

NOTES: This variable is derived from UALAD99 which is not directly available from the database for confidentiality reasons, although a UA/County Level indicator i.e. UACNTY is available from Spring 2000 on ONS datasets only.

In 1996 URES MC showed DNA cases when tables were run at household level. These were for non-responding individuals in a responding household. From 1997, these non-responders were given the URES MC value of the household so that no DNA's showed up.

GOVTOR - Government Office regions

- (1) Tyne & Wear
- (2) Rest of North East
- (3) Greater Manchester
- (4) Merseyside
- (5) Rest of North West
- (6) South Yorkshire
- (7) West Yorkshire
- (8) Rest of Yorkshire & Humberside
- (9) East Midlands
- (10) West Midlands Metropolitan County
- (11) Rest of West Midlands
- (12) East of England
- (13) Inner London
- (14) Outer London
- (15) South East
- (16) South West
- (17) Wales
- (18) Strathclyde
- (19) Rest of Scotland
- (20) Northern Ireland

FREQUENCY: Each quarter from Spring 92

COVERAGE: Applies to all respondents.

NOTES: This variable replaces GOR. It was renamed due to the re-ordering of categories. From Spring 2000 it is derived from UALAD99, prior to this, it was derived from COUNTY (which has been removed from all datasets). Merseyside is generally included in the North West region in published data.

GOVTOF - Government Office Regions - Summary

- (1) North East
- (2) North West
- (3) Merseyside
- (4) Yorkshire & Humberside
- (5) East Midlands
- (6) West Midlands
- (7) Eastern
- (8) London
- (9) South East
- (10) South West
- (11) Wales
- (12) Scotland
- (13) Northern Ireland

FREQUENCY: Each quarter from Spring 2000

COVERAGE: Applies to all respondents.

NOTES: This variable conforms to the standard presentation of Government Office Regions. It is derived from UALAD99. Merseyside is generally included in the North West region in published data.

UACNTY - Unitary Authority / County Level

(09) Bedfordshire	(EB) Hartlepool UA	(NA) Isle of Anglesey
(11) Buckinghamshire	(EC) Middlesbrough UA	(NC) Gwynedd
(12) Cambridgeshire	(EE) Redcar and Cleveland UA	(NE) Conwy
(13) Cheshire	(EF) Stockton-on-Tees UA	(NG) Denbighshire
(15) Cornwall and the Isles of Scilly	(EH) Darlington UA	(NJ) Flintshire
(16) Cumbria	(ET) Halton UA	(NL) Wrexham
(17) Derbyshire	(EU) Warrington UA	(NN) Powys
(18) Devon	(EX) Blackburn with Darwen UA	(NQ) Ceredigion
(19) Dorset	(EY) Blackpool UA	(NS) Pembrokeshire
(20) Durham	(FA) City of Kingston upon Hull UA	(NU) Carmarthenshire
(21) East Sussex	(FB) East Riding of Yorkshire UA	(NX) Swansea
(22) Essex	(FC) North East Lincolnshire UA	(NZ) Neath Port Talbot
(23) Gloucestershire	(FD) North Lincolnshire UA	(PB) Bridgend
(24) Hampshire	(FF) York UA	(PD) The Vale of Glamorgan
(26) Hertfordshire	(FK) Derby UA	(PF) Rhondda, Cynon, Taff
(29) Kent	(FN) Leicester UA	(PH) Merthyr Tydfil
(30) Lancashire	(FP) Rutland UA	(PK) Caerphilly
(31) Leicestershire	(FY) Nottingham UA	(PL) Blaenau Gwent
(32) Lincolnshire	(GA) County of Herefordshire UA	(PM) Torfaen
(33) Norfolk	(GF) Telford and Wrekin UA	(PP) Monmouthshire
(34) Northamptonshire	(GL) Stoke-on-Trent UA	(PR) Newport
(35) Northumberland	(HA) Bath and North East Somerset UA	(PT) Cardiff
(36) North Yorkshire	(HB) City of Bristol UA	(QA) Aberdeen City
(37) Nottinghamshire	(HC) North Somerset UA	(QB) Aberdeenshire
(38) Oxfordshire	(HD) South Gloucestershire UA	(QC) Angus
(39) Shropshire	(HG) Plymouth UA	(QD) Argyll & Bute
(40) Somerset	(HH) Torbay UA	(QE) Scottish Borders
(41) Staffordshire	(HN) Bournemouth UA	(QF) Clackmannanshire
(42) Suffolk	(HP) Poole UA	(QG) West Dunbartonshire
(43) Surrey	(HX) Swindon UA	(QH) Dumfries & Galloway
(44) Warwickshire	(JA) Peterborough UA	(QJ) Dundee City
(45) West Sussex	(KA) Luton UA	(QK) East Ayrshire
(46) Wiltshire	(KF) Southend-on-Sea UA	(QL) East Dunbartonshire
(47) Worcestershire	(KG) Thurrock UA	(QM) East Lothian
(48) Eilean Siar, Orkney & Shetland	(LC) Medway UA	(QN) East Renfrewshire
(49) Tyne & Wear (Met County)	(MA) Bracknell Forest UA	(QP) City of Edinburgh
(50) Greater Manchester (Met county)	(MB) West Berkshire UA	(QQ) Falkirk
(51) Merseyside (Met County)	(MC) Reading UA	(QR) Fife
(52) South Yorkshire (Met County)	(MD) Slough UA	(QS) City of Glasgow
(53) West Yorkshire (Met County)	(ME) Windsor and Maidenhead UA	(QT) Highland
(54) West Midlands (Met County)	(MF) Wokingham UA	(QU) Inverclyde
(55) Inner London	(MG) Milton Keynes UA	(QW) Midlothian
(56) Outer London	(ML) Brighton and Hove UA	(QX) Moray
	(MR) Portsmouth UA	(QY) North Ayrshire
	(MS) Southampton UA	(QZ) North Lanarkshire
	(MW) Isle of Wight UA	(RB) Perth & Kinross
		(RC) Renfrewshire
		(RE) South Ayrshire
		(RF) South Lanarkshire
		(RG) Stirling
		(RH) West Lothian
		(460) Northern Ireland

FREQUENCY: Each quarter from Autumn 2000

COVERAGE: Applies to all respondents.

NOTES: This variable is included on UA/LA (Unitary Authority/Local Authority) and ONS datasets only. It is derived using UALAD99.

From Autumn 93 to Summer 00, the UACNTY variable included local authorities as well as counties. The coding frame changed in Autumn 00 with the introduction of the variable UALA. The Autumn 93 to Summer 00 UACNTY coding frame can be found in the LFS User Guide, Volume 3 (2002).

UALA - Unitary Authority / Local Authority

(09) Bedfordshire	(AT) Hounslow	(DB) Wakefield	(NJ) Flintshire
(11) Buckinghamshire	(AU) Islington	(EB) Hartlepool UA	(NL) Wrexham
(12) Cambridgeshire	(AW) Kensington and Chelsea	(EC) Middlesbrough UA	(NN) Powys
(13) Cheshire	(AX) Kingston upon Thames	(EE) Redcar and Cleveland UA	(NQ) Ceredigion
(15) Cornwall and the Isles of Scilly	(AY) Lambeth	(EF) Stockton-on-Tees UA	(NS) Pembrokeshire
(16) Cumbria	(AZ) Lewisham	(EH) Darlington UA	(NU) Carmarthenshire
(17) Derbyshire	(BA) Merton	(ET) Halton UA	(NX) Swansea
(18) Devon	(BB) Newham	(EU) Warrington UA	(NZ) Neath Port Talbot
(19) Dorset	(BC) Redbridge	(EX) Blackburn with Darwen UA	(PB) Bridgend
(20) Durham	(BD) Richmond upon Thames	(EY) Blackpool UA	(PD) The Vale of Glamorgan
(21) East Sussex	(BE) Southwark	(FA) City of Kingston upon Hull UA	(PF) Rhondda, Cynon, Taff
(22) Essex	(BF) Sutton	(FB) East Riding of Yorkshire UA	(PH) Merthyr Tydfil
(23) Gloucestershire	(BG) Tower Hamlets	(FC) North East Lincolnshire UA	(PK) Caerphilly
(24) Hampshire	(BH) Waltham Forest	(FD) North Lincolnshire UA	(PL) Blaenau Gwent
(26) Hertfordshire	(BJ) Wandsworth	(FF) York UA	(PM) Torfaen
(29) Kent	(BK) Westminster	(FK) Derby UA	(PP) Monmouthshire
(30) Lancashire	(BL) Bolton	(FN) Leicester UA	(PR) Newport
(31) Leicestershire	(BM) Bury	(FP) Rutland UA	(PT) Cardiff
(32) Lincolnshire	(BN) Manchester	(FY) Nottingham UA	(QA) Aberdeen City
(33) Norfolk	(BP) Oldham	(GA) County of Herefordshire UA	(QB) Aberdeenshire
(34) Northamptonshire	(BQ) Rochdale	(GF) Telford and Wrekin UA	(QC) Angus
(35) Northumberland	(BR) Salford	(GL) Stoke-on-Trent UA	(QD) Argyll & Bute
(36) North Yorkshire	(BS) Stockport	(HA) Bath and North East Somerset UA	(QE) Scottish Borders
(37) Nottinghamshire	(BT) Tameside	(HB) City of Bristol UA	(QF) Clackmannanshire
(38) Oxfordshire	(BU) Trafford	(HC) North Somerset UA	(QG) West Dunbartonshire
(39) Shropshire	(BW) Wigan	(HD) South Gloucestershire UA	(QH) Dumfries & Galloway
(40) Somerset	(BX) Knowsley	(HG) Plymouth UA	(QJ) Dundee City
(41) Staffordshire	(BY) Liverpool	(HH) Torbay UA	(QK) East Ayrshire
(42) Suffolk	(BZ) St. Helens	(HN) Bournemouth UA	(QL) East Dunbartonshire
(43) Surrey	(CA) Sefton	(HP) Poole UA	(QM) East Lothian
(44) Warwickshire	(CB) Wirral	(HX) Swindon UA	(QN) East Renfrewshire
(45) West Sussex	(CC) Barnsley	(JA) Peterborough UA	(QP) City of Edinburgh
(46) Wiltshire	(CE) Doncaster	(KA) Luton UA	(QQ) Falkirk
(47) Worcestershire	(CF) Rotherham	(KF) Southend-on-Sea UA	(QR) Fife
(48) Eilean Siar, Orkney & Shetland	(CG) Sheffield	(KG) Thurrock UA	(QS) City of Glasgow
(AB) Barking and Dagenham	(CH) Gateshead	(LC) Medway UA	(QT) Highland
(AC) Barnet	(CJ) Newcastle upon Tyne	(MA) Bracknell Forest UA	(QU) Inverclyde
(AD) Bexley	(CK) North Tyneside	(MB) West Berkshire UA	(QW) Midlothian
(AE) Brent	(CL) South Tyneside	(MC) Reading UA	(QX) Moray
(AF) Bromley	(CM) Sunderland	(MD) Slough UA	(QY) North Ayrshire
(AG) Camden	(CN) Birmingham	(ME) Windsor and Maidenhead UA	(QZ) North Lanarkshire
(AH) Croydon	(CQ) Coventry	(MF) Wokingham UA	(RB) Perth & Kinross
(AJ) Ealing	(CR) Dudley	(MG) Milton Keynes UA	(RC) Renfrewshire
(AK) Enfield	(CS) Sandwell	(ML) Brighton and Hove UA	(RE) South Ayrshire
(AL) Greenwich	(CT) Solihull	(MR) Portsmouth UA	(RF) South Lanarkshire
(AM) Hackney	(CU) Walsall	(MS) Southampton UA	(RG) Stirling
(AN) Hammersmith and Fulham	(CW) Wolverhampton	(MW) Isle of Wight UA	(RH) West Lothian
(AP) Haringey	(CX) Bradford	(NA) Isle of Anglesey	
(AQ) Harrow	(CY) Calderdale	(NC) Gwynedd	(460) Northern Ireland
(AR) Havering	(CZ) Kirklees	(NE) Conwy	
(AS) Hillingdon	(DA) Leeds	(NG) Denbighshire	

FREQUENCY: Each quarter from Autumn 2000

COVERAGE: Applies to all respondents.

NOTES: This variable is included on UA/LA (Unitary Authority/Local Authority) and ONS datasets only. It is derived using UALAD99. For analysis for Spring and Summer 2000 use UACNTY.

UALADGB - Unitary Authorities and LADs of Great Britain

FREQUENCY: Each quarter from Spring 2000

COVERAGE: Applies to all respondents.

NOTES: This variable is included on ONS datasets only. It is derived using UALAD99.

From Spring 92 - Summer 93 LADs are based on 1981 wards. From Autumn 93 onwards they are based on 1991 wards.

UALD3 - Place of residence three months ago

FREQUENCY: Spring quarters only from Spring 2000

COVERAGE: Applies to all respondents.

NOTES: This variable is included on ONS datasets only. It is derived using RESTME, RESMTH, RESBBY, M3CRY, M3RESC & COUNTRY.

UALDO - Place of residence one year ago

FREQUENCY: Spring quarters only from Spring 2000

COVERAGE: Applies to all respondents.

NOTES: This variable is included on ONS datasets only. It is derived using RESTME, AGE, RESMTH, OYRESC, OYEQM3, M3RESC & COUNTRY.

UALDWK - Place of work

FREQUENCY: Each quarter from Spring 2000

COVERAGE: Applies to all respondents.

NOTES: This variable is included on ONS datasets only. It is derived using WRKING, JBAWAY, OWNBUS, RELBUS, HOME, WKPL99 & COUNTRY.

UALDWK2 - Place of work in second job

FREQUENCY: Each quarter from Spring 2000

COVERAGE: Applies to all respondents.

NOTES: This variable is included on ONS datasets only. It is derived Y2JOB, YTETJB, HOME2, COUNTRY & WKPL299.

LEA - Local Education Authorities

(201) City of London	(356) Stockport	(857) Rutland	(NA) Isle of Anglesey
(202) Camden	(357) Tameside	(860) Staffordshire	(NC) Gwynedd
(203) Greenwich	(358) Trafford	(861) Stoke-on-Trent	(NE) Conwy
(204) Hackney	(359) Wigan	(865) Wiltshire	(NG) Denbighshire
(205) Hammersmith and Fulham	(370) Barnsley	(866) Swindon	(NJ) Flintshire
(206) Islington	(371) Doncaster	(867) Bracknell Forest	(NL) Wrexham
(207) Kensington and Chelsea	(372) Rotherham	(868) Windsor and Maidenhead	(NN) Powys
(208) Lambeth	(373) Sheffield	(869) West Berkshire	(NQ) Ceredigion
(209) Lewisham	(380) Bradford	(870) Reading	(NS) Pembrokeshire
(210) Southwark	(381) Calderdale	(871) Slough	(NU) Carmarthenshire
(211) Tower Hamlets	(382) Kirklees	(872) Wokingham	(NX) Swansea
(212) Wandsworth	(383) Leeds	(873) Wokingham	(NZ) Neath Port Talbot
(213) Westminster	(384) Wakefield	(874) Cambridgeshire	(PB) Bridgend
(301) Barking and Dagenham	(390) Gateshead	(875) Cheshire	(PD) Vale of Glamorgan
(302) Barnet	(391) Newcastle upon Tyne	(876) Halton	(PF) Rhondda, Cynon, Taff
(303) Bexley	(392) North Tyneside	(877) Warrington	(PH) Merthyr Tydfil
(304) Brent	(393) South Tyneside	(878) Devon	(PK) Caerphilly
(305) Bromley	(394) Sunderland	(879) Plymouth	(PL) Blaenau Gwent
(306) Croydon	(420) Isles of Scilly	(880) Torbay	(PM) Torfaen
(307) Ealing	(800) Bath and North East Somerset	(881) Essex	(PP) Monmouthshire
(308) Enfield	(801) Bristol	(882) Southend on Sea	(PR) Newport
(309) Haringey	(802) North Somerset	(883) Thurrock	(PT) Cardiff
(310) Harrow	(803) South Gloucestershire	(884) Herefordshire	(QA) Aberdeen City
(311) Havering	(805) Hartlepool	(885) Worcestershire	(QB) Aberdeenshire
(312) Hillingdon	(806) Middlesbrough	(886) Kent	(QC) Angus
(313) Hounslow	(807) Redcar and Cleveland	(887) Medway	(QD) Argyll & Bute
(314) Kingston upon Thames	(808) Stockton-on-Tees	(888) Lancashire	(QE) Scottish Borders
(315) Merton	(810) Kingston upon Hull	(889) Blackburn with Darwen	(QF) Clackmannanshire
(316) Newham	(811) East Riding of Yorkshire	(890) Blackpool	(QG) West Dunbartonshire
(317) Redbridge	(812) North East Lincolnshire	(891) Nottinghamshire	(QH) Dumfries & Galloway
(318) Richmond upon Thames	(813) North Lincolnshire	(892) Nottingham	(QJ) Dundee City
(319) Sutton	(815) North Yorkshire	(893) Shropshire	(QK) East Ayrshire
(320) Waltham Forest	(816) York	(894) Telford and Wrekin	(QL) East Dunbartonshire
(330) Birmingham	(820) Bedfordshire	(908) Cornwall	(QM) East Lothian
(331) Coventry	(821) Luton	(909) Cumbria	(QN) East Renfrewshire
(332) Dudley	(825) Buckinghamshire	(916) Gloucestershire	(QP) City of Edinburgh
(333) Sandwell	(826) Milton Keynes	(919) Hertfordshire	(QQ) Falkirk
(334) Solihull	(830) Derbyshire	(921) Isle of Wight	(QR) Fife
(335) Walsall	(831) Derby	(925) Lincolnshire	(QS) City of Glasgow
(336) Wolverhampton	(835) Dorset	(926) Norfolk	(QT) Highland
(340) Knowsley	(836) Poole	(928) Northamptonshire	(QU) Inverclyde
(341) Liverpool	(837) Bournemouth	(929) Northumberland	(QW) Midlothian
(342) St Helens	(840) Durham	(931) Oxfordshire	(QX) Moray
(343) Sefton	(841) Darlington	(933) Somerset	(QY) North Ayrshire
(344) Wirral	(845) East Sussex	(935) Suffolk	(QZ) North Lanarkshire
(350) Bolton	(846) Brighton and Hove	(936) Surrey	(RA) Orkney Islands
(351) Bury	(850) Hampshire	(937) Warwickshire	(RB) Perth & Kinross
(352) Manchester	(851) Portsmouth	(938) West Sussex	(RC) Renfrewshire
(353) Oldham	(852) Southampton		(RD) Shetland Islands
(354) Rochdale	(855) Leicestershire		(RE) South Ayrshire
(355) Salford	(856) Leicester		(RF) South Lanarkshire
			(RG) Stirling
			(RH) West Lothian
			(RJ) Eilean Siar

FREQUENCY: Every year from 2000

COVERAGE: Applies to all respondents in Great Britain.

NOTES: This variable is included only on annual local area datasets, which are available only to ONS and those government departments which sponsor the local area enhancements.

TLEC99 - Training and enterprise councils

(101) Hampshire	(507) Shropshire	(901) County Durham
(102) Heart of England	(508) Staffordshire	(902) Northumberland
(103) Isle of Wight	(509) Walsall	(903) Tees Valley
(104) Kent	(510) Wolverhampton	(904) Tyneside
(105) Milton Keynes/North Buckinghamshire	(601) Greater Nottingham	(905) Sunderland City
(106) Surrey	(602) Leicestershire	(S01) Ayrshire
(107) Sussex Enterprise	(603) Lincolnshire	(S02) Borders
(108) Thames Valley Enterprise	(604) North Derbyshire	(S03) Dunbartonshire
(201) Bedfordshire	(605) North Nottinghamshire	(S04) Dumfries and Galloway
(202) Cambstec	(606) Northamptonshire	(S05) Fife
(203) Essex	(607) South Derbyshire	(S06) Forth Valley
(204) Greater Peterborough	(701) Barnsley and Doncaster	(S07) Glasgow Development Agency
(205) Hertfordshire	(702) Bradford and District	(S08) Grampian
(206) Norfolk and Waveney	(703) Calderdale and Kirklees	(S09) Lanarkshire
(207) Suffolk	(704) Humberside	(S10) Lothian and Edinburgh
(301) Aztec	(705) Leeds	(S11) Renfrewshire
(304) London East	(706) North Yorkshire	(S12) Tayside
(305) North London	(707) Rotherham	(S13) Argyll, Bute, Arran and the Cumbraes
(306) North West London	(708) Sheffield	(S14) Caithness and Sutherland
(309) West London	(709) Wakefield	(S15) Inverness and Nairn
(311) Solotec	(801) Cewtec	(S16) Lochaber
(312) Focus Central London	(802) Merseyside	(S17) Moray, Badenoch and Strathspey
(401) Devon and Cornwall	(803) St Helens	(S18) Orkney
(402) Dorset	(804) Bolton/Bury	(S19) Ross and Cromarty
(403) Gloucestershire	(805) Cumbria	(S20) Shetland
(404) Somerset	(806) Eltec	(S21) Skye and Lochalsh
(405) Western	(807) Lawtec	(S22) Eilean Siar
(406) Wiltshire	(808) Manchester	(W11) Celtec
(501) Birmingham	(809) Metrotec	(W12) Mid Wales
(503) Coventry and Warwickshire	(810) Normidtec	(W13) South East Wales
(504) Dudley	(811) Oldham	(W14) West Wales
(505) Hawtec	(812) Rochdale	
(506) Sandwell	(813) South and East Cheshire	
	(814) Stockport and High Peak	

FREQUENCY: Every year from 2000

COVERAGE: Applies to all respondents in Great Britain.

NOTES: This variable is included only on annual local area datasets, which are available only to ONS and those government departments which sponsor the local area enhancements.

LSC - Learning and skills councils

- (1) County Durham
- (2) Northumberland
- (3) Tees Valley
- (4) Tyne & Wear
- (5) Cheshire/Warrington
- (6) Cumbria
- (7) Greater Manchester
- (8) Lancashire
- (9) Greater Merseyside (previously called Merseyside/Halton)
- (10) Humberside
- (11) North Yorkshire
- (12) South Yorkshire
- (13) West Yorkshire
- (14) Derbyshire
- (15) Leicestershire
- (16) Lincolnshire/Rutland
- (17) Northamptonshire
- (18) Nottinghamshire
- (19) Birmingham & Solihull
- (20) Coventry & Warwickshire
- (21) Herefordshire & Worcestershire
- (22) Shropshire
- (23) Staffordshire
- (24) The Black Country
- (25) Bedfordshire and Luton (previously called Bedfordshire)
- (26) Cambridgeshire
- (27) Essex
- (28) Hertfordshire
- (29) Norfolk
- (30) Suffolk
- (31) Central London
- (32) East London
- (33) North London
- (34) South London
- (35) West London
- (36) Berkshire
- (37) Sussex
- (38) Hampshire/Isle of Wight/Portsmouth/Southampton
- (39) Kent/Medway
- (40) Oxon/Bucks/Milton Keynes
- (41) Surrey
- (42) West of England (previously called 'Former Avon')
- (43) Bournemouth/Dorset/Poole
- (44) Devon & Cornwall
- (45) Gloucestershire
- (46) Somerset
- (47) Wiltshire & Swindon

FREQUENCY: Every year from 2000

COVERAGE: Applies to all respondents in England.

NOTES: This variable is included only on annual local area datasets, which are available only to ONS and those government departments which sponsor the local area enhancements.

LP - Learning Partnerships

(1) County Durham LP	(37) Wakefield LP	(72) South London LP
(2) Northumberland LP	(38) York LP	(73) West London LP
(3) Sunderland ETTAG	(39) Derbyshire LP	(74) Bracknell Forest LP
(4) Tees Valley LP	(40) Greater Nottingham LP	(75) Brighton & Hove LP
(5) Tyneside LP	(41) Leics, Leicester City & Rutland LP	(76) Buckinghamshire LP
(6) Bury LP	(42) Lincolnshire and Rutland LP	(77) East Sussex LP
(7) Bolton LP	(43) Northamptonshire LP	(78) Hampshire & Portsmouth LP
(8) Cumbria LP	(44) North Nottingham LP	(79) Isle of Wight LP
(9) Cheshire LP	(45) Birmingham LP	(80) Kent LP
(10) East Lancashire LP	(46) Coventry & Warwickshire LP	(81) Medway LP
(11) Halton LP	(47) Dudley LP	(82) Milton Keynes LP
(12) Knowsley LP	(48) Hereford LP	(83) Oxfordshire LP
(13) Liverpool LP	(49) Sandwell LP	(84) Reading LP
(14) Manchester LP	(50) Shropshire LP	(85) Royal Windsor/Maidenhead LP
(15) Oldham LP	(51) Solihull LP	(86) Slough LP
(16) Rochdale LP	(52) Staffordshire & Stoke LP	(87) Southampton LP
(17) St Helens LP	(53) Telford and Wrekin LP	(88) Surrey LP
(18) Sefton LP	(54) Walsall LP	(89) West Berkshire LP
(19) Stockport LP	(55) Wolverhampton LP	(90) West Sussex LP
(20) Warrington LP	(56) Worcestershire LP	(91) Wokingham LP
(21) West Lancashire LP	(57) Bedfordshire & Luton LP	(92) Bath & North East Somerset LP
(22) Wigan LP	(58) Cambridgeshire LP	(93) Bournemouth, Dorset & Poole LP
(23) Wirral LP	(59) Greater Peterborough LP	(94) Bristol & South Gloucestershire LP
(24) Barnsley LP	(60) Hertfordshire LP	(95) Cornwall and Isles of Scilly LP
(25) Bradford LP	(61) Norfolk LP	(96) Devon & Torbay LP
(26) Calderdale LP	(62) North Essex LP	(97) Gloucestershire LP
(27) Doncaster LP	(63) South Essex LP	(98) North Somerset LP
(28) East Riding LP	(64) Suffolk LP	(99) Plymouth LP
(29) Hull LP	(65) Thurrock LP	(100) Somerset LP
(30) Kirklees LP	(66) Central London LP	(101) Wiltshire & Swindon LP
(31) Leeds LP	(67) East London LP	
(32) North East Lincolnshire LP	(68) East/South East London LP	
(33) North Lincolnshire LP	(69) East Thames LP	
(34) North Yorkshire LP	(70) North London LP	
(35) Rotherham LP	(71) North West London LP	
(36) Sheffield LP		

FREQUENCY: Every year from 2000

COVERAGE: Applies to all respondents in England.

NOTES: This variable is included only on annual local area datasets, which are available only to ONS and those government departments which sponsor the local area enhancements.

CCET - Community Consortia for Education and Training

- (1) **Blaenau Gwent**
- (2) **Bridgend**
- (3) **Caerphilly**
- (4) **Cardiff**
- (5) **Carmarthenshire**
- (6) **Ceredigion**
- (7) **Cwllwm conway**
- (8) **Denbighshire**
- (9) **Flintshire**
- (10) **Ygamfa**
- (11) **Merthyr Tydfil**
- (12) **Monmouthshire**
- (13) **Neath Port Talbot**
- (14) **Newport**
- (15) **Pembrokeshire**
- (16) **Powys**
- (17) **Rhondda, Cynon, Taff**
- (18) **Swansea**
- (19) **Torfaen**
- (20) **The Vale of Glamorgan**
- (21) **Wrexham**

FREQUENCY: Every year from 2001

COVERAGE: Applies to all respondents in Wales.

NOTES: This variable is included only on annual local area datasets, which are available only to ONS and those government departments which sponsor the local area enhancements.

This variable is derived from UALAD99.

ELWA - Education and Learning Wales

- (1) **North Wales**
- (2) **Mid Wales**
- (3) **South East Wales**
- (4) **South West Wales**

FREQUENCY: Every year from 2001

COVERAGE: Applies to all respondents in Wales.

NOTES: This variable is included only on annual local area datasets, which are available only to ONS and those government departments which sponsor the local area enhancements.

This variable is derived from TLEC99.

RESTME - Length of time at this address

- (1) **Less than 12 months**
- (2) **12 months but less than 2 years**
- (3) **2 years but less than 3 years**
- (4) **3 years but less than 5 years**
- (5) **5 years but less than 10 years**
- (6) **10 years or longer**

FREQUENCY: Each quarter from Spring 96

COVERAGE: Applies to all respondents.

NOTES: This variable which replaces RESLNO is a result of the GSS Social Survey Harmonisation Project.

The question relates to address rather than place. It may be possible that an individual is living at a different address from 12 months ago but is living in the same town and county.

Babies under a year are code 1.

ALL students living in Halls of Residence should be given the same code as the 'head of household'.

This question must be asked of economically inactive respondents aged 70 and over.

Absences from the address which by their nature are temporary, i.e. without permanent intent are ignored. For example, a person now ages 22 who was born at this address, and whose only absence was when he went to university for three years at the age of 18 is recorded as having lived at the address for 22 years - code 6 '10 years or longer'.

RESMTH - Months at this address

(0 - 11) Months

FREQUENCY: Each quarter from Spring 96

COVERAGE: Applies to all respondents who have lived at their address less than 12 months (RESTME = 1).

NOTES: RESMTH and RESBBY are used to identify babies born less than 3 months ago (i.e. between survey waves).

RESBBY - Whether respondent is baby

- (1) **Yes**
- (2) **No**

FREQUENCY: Each quarter from Spring 96

COVERAGE: Applies to all respondents who have lived at their address less than 3 months (RESMTH <3).

NOTES: RESMTH and RESBBY are used to identify babies born less than 3 months ago (i.e. between survey waves).

M3CRY - Place of residence 3 months ago

- (1) **UK**
- (2) **Somewhere else**

FREQUENCY: Each quarter from Spring 92 to Winter 95. Spring quarters only from Spring 96

COVERAGE: Spring quarters only Spring 92 - Spring 94: Applies to all respondents who have lived at their address less than 3 months (RESLNO = 6).

Non Spring quarters Summer 92 - Winter 94: Applies to all respondents who have lived at their address less than 3 months (RESLEN = 2).

Each quarter from Spring 95 - Winter 95: Applies to all respondents who have lived at their address less than 3 months (RESLNO = 6).

Each quarter from Spring 96 onwards: Applies to all respondents who have lived at their address less than 3 months AND they are not a baby born within the last 3 months (RESMTH < 3 AND RESBBY ≠ 1).

NOTES: If filtering on a specific country other than the UK then the relevant category of M3CRYO should also be filtered on. RESMTH and RESBBY were introduced in Spring 96 to identify babies born less than 3 months ago (i.e. between survey waves).

M3CRYO - Country of residence 3 months ago

(Spring 92 - Winter 92)	(52) United States of America	(Added Spring 93)	(Added Spring 99)
(1) United Kingdom/Great Britain	(53) (Other) Caribbean	(96) Angola	(134) St. Pierre and Miquelon
(6) Irish Republic (inc. pns)	(54) (Other) Central America	(97) Ethiopia	(135) Greenland
(7) Channel islands	(55) (Other) South America	(98) Somalia	(136) Bermuda
(8) Isle of Man	(56) Pakistan	(99) Zaire	(137) Taiwan
(11) Australia	(57) Burma/Myanmar	(100) Cuba	(138) Laos
(12) Canada	(58) China	(101) Mexico	(139) Afghanistan, Bhutan, Republic of the Maldives, Nepal
(13) New Zealand	(59) Japan	(102) Argentina	(140) Thailand
(14) Kenya	(60) Philippines	(103) Brazil	(141) Armenia, Azerbaijan and Georgia
(15) Uganda	(61) Vietnam	(104) Chile	(142) Kazakhstan, Kyrgistan, Tajikistan, Turkmenistan, Uzbekistan
(16) Tanzania	(62) Iran	(105) Columbia	*(143) At sea/In the air/Oil rig
(17) Malawi	(63) Israel	(106) Uruguay	*(144) Stateless
(18) Zambia	(64) Other Middle East nes	(107) Venezuela	
(19) Zimbabwe	(65) Other Asia (foreign nes)	(108) Iraq	
(20) Botswana, Lesotho and Swaziland	(66) Belgium	(109) Lebanon	
(21) Gambia	(67) Denmark	(110) Indonesia	
(22) Ghana	(68) France (inc. Monaco)	(111) Korea	
(23) Nigeria	(69) Italy	(112) Macao/Macau	
(24) Sierra Leone	(70) Luxembourg	(113) Liechtenstein	
(25) Barbados	(71) Netherlands	(114) Andorra	
(26) Jamaica	(72) Federal Republic of Germany	*(115) At sea/In the air	
(27) Trinidad & Tobago	(73) Germany (pns)	*(116) Stateless	
(28) West Indies (Associated States)	(74) Albania	(Added Spring 98)	
(29) West Indies (so stated)	(75) Bulgaria	(115) Belarus	
(30) Other Caribbean Commonwealth	(76) German Democratic Republic	(116) Bosnia (Yugoslavia)	
(31) Belize	(77) Czechoslovakia	(117) Croatia	
(32) Guyana	(78) Hungary	(118) Czech Republic	
(33) Bangladesh	(79) Poland	(119) Estonia	
(34) India	(80) Romania	(120) Macedonia (Yugoslavia)	
(35) Sri Lanka	(81) Austria	(121) Lithuania	
(36) Hong Kong	(82) Switzerland	(122) Latvia	
(37) Malaysia	(83) Greece	(123) Moldova	
(38) Singapore	(84) Portugal (inc. Azores & Madeira)	(124) Russia	
(39) Cyprus	(85) Spain (inc. Balearic & Canary Islands)	(125) Slovak Republic	
(40) Gibraltar	(86) Finland	(126) Slovenia	
(41) Malta & Gozo	(87) Norway	(127) Ukraine	
(42) Seychelles	(88) Sweden	(128) San Marino	
(43) Mauritius	(89) (Other) Yugoslavia	(129) Vatican City	
(44) Other New Commonwealth	(90) Other Europe nes	(130) Sudan	
(45) Algeria	(91) Turkey	(131) Cambodia (Khmer Republic)	
(46) Morocco	(92) Former USSR etc.	(132) Indonesia	
(47) Tunisia	(93) Rest of the World nes	(133) Micronesia	
(48) Libya	*(94) At sea/in the air	*(134) At sea/In the air	
(49) Egypt	*(95) Stateless	*(135) Stateless	
(50) Republic of South Africa			
(51) Other Africa (foreign nes)			

Abbreviations: pns = part not stated, nes = not elsewhere stated.

FREQUENCY: Each quarter from Spring 92 to Winter 95. Spring quarters only from Spring 96

COVERAGE: Applies to all respondents who were living outside the UK 3 months ago (M3CRY = 2).

NOTES: Text labels are not available for this variable. When filtering on a specific country also filter on Option 2 'Somewhere else' in M3CRY.

It should be noted that from Spring 92 to Winter 92 codes were from 1-95, then from Spring 93 they were increased to 116, from Spring 98 to 135 and from Spring 99 to 144, this is for SOEC purposes as a number of countries were not uniquely identifiable. *Note the change in coding for *At sea/in the air* and *Stateless* in from Spring 93, Spring 98 and Spring 99.

REG3 - Region of residence 3 months ago

(1)	Tyne & Wear	(12)	West Midlands (Met County)
(2)	Rest of Northern Region	(13)	Rest of West Midlands
(3)	South Yorkshire	(14)	Greater Manchester
(4)	West Yorkshire	(15)	Merseyside
(5)	Rest of Yorkshire & Humberside	(16)	Rest of North West
(6)	East Midlands	(17)	Wales
(7)	East Anglia	(18)	Strathclyde
(8)	Inner London	(19)	Rest of Scotland
(9)	Outer London	(20)	Northern Ireland
(10)	Rest of South East	(22)	Outside UK
(11)	South West	(23)	Baby under 3 months

FREQUENCY: Each quarter from Spring 92 to Winter 95. Spring quarters only from Spring 96

COVERAGE: Applies to all respondents who were living at a different address 3 months ago.

NOTES: From Spring 92 to Winter 95 this variable was derived from RESLEN/RESLNO, M3CRY & LAD3. RESLNO was replaced by RESTME in Spring 96. LAD3 was replaced by UALD3 in Spring 2000.

In all quarters between Spring 92 & Winter 93, and in Spring 94, Summer 95, Autumn 95 & Spring 96 option 23 is 'Baby under 1 year'.

It should be noted that although a respondent was living at a different address 3 months ago, they could still be living in the same town or county.

GOR3 - Region of residence 3 months ago**Spring 92 – Autumn 99**

(1)	Tyne & Wear	(12)	Eastern
(2)	Rest of North East	(13)	Inner London
(3)	Greater Manchester	(14)	Outer London
(4)	Merseyside	(15)	South East
(5)	Rest of North West	(16)	South West
(6)	South Yorkshire	(17)	Wales
(7)	West Yorkshire	(18)	Strathclyde
(8)	Rest of Yorkshire & Humberside	(19)	Rest of Scotland
(9)	East Midlands	(20)	Northern Ireland
(10)	West Midlands (Met County)	(22)	Outside UK
(11)	Rest of West Midlands	(23)	Baby under 3 months

Spring 00 onwards

(1)	Tyne & Wear	(12)	East of England
(2)	Rest of North East	(13)	Inner London
(3)	Greater Manchester	(14)	Outer London
(4)	Merseyside	(15)	South East
(5)	Rest of North West	(16)	South West
(6)	South Yorkshire	(17)	Wales
(7)	West Yorkshire	(18)	Strathclyde
(8)	Rest of Yorkshire & Humberside	(19)	Rest of Scotland
(9)	East Midlands	(20)	Northern Ireland
(10)	West Midlands (Met County)	(21)	Outside UK
(11)	Rest of West Midlands	(22)	Baby under 3 months

FREQUENCY: Spring 92 only. Each quarter from Spring 93 to Autumn 99. Spring quarters only from Spring 2000

COVERAGE: Applies to all respondents in employment.

NOTES: This variable is based on Government Office Regions. It is derived from RESTME, RESMTH, RESBBY, M3CRY & UALD3.

This variable is not available in SuperCROSS in Spring 92, Spring 93 & Summer 93.

OYEQM3 - Whether living at same address 12 months ago

(1)	Yes, same place
(2)	No, somewhere else
(3)	Baby under 1 year

FREQUENCY: Spring quarters only from Spring 92

COVERAGE: From Spring 92 to Spring 95: Applies to all respondents who have lived at their address less than 3 months (RESLNO = 6).

Each quarter from Spring 96 onwards: Applies to all respondents who have lived at their address less than 3 months AND they are not a baby born within the last 3 months (RESMTH < 3 AND RESBBY ≠ 1).

NOTES: Although the coverage of this variable seems contradictory at first glance it is in fact referring to the address the respondent was living at prior to their current address. For example, if the respondent is currently living in Bristol but three months ago was living in Bognor this variable checks whether the respondent was living in Bognor 12 months ago.

It should also be noted that the same circumstances apply if the respondent is living at a different address from 12 months ago but is still living in the same town or county.

REGONE - Region of residence 12 months ago

(1)	Tyne & Wear	(12)	West Midlands (Met County)
(2)	Rest of Northern Region	(13)	Rest of West Midlands
(3)	South Yorkshire	(14)	Greater Manchester
(4)	West Yorkshire	(15)	Merseyside
(5)	Rest of Yorkshire & Humberside	(16)	Rest of North West
(6)	East Midlands	(17)	Wales
(7)	East Anglia	(18)	Strathclyde
(8)	Inner London	(19)	Rest of Scotland
(9)	Outer London	(20)	Northern Ireland
(10)	Rest of South East	(22)	Outside of the UK
(11)	South West	(23)	Baby under 1 year

FREQUENCY: Spring quarters only from Spring 92

COVERAGE: Applies to all respondents.

NOTES: From Spring 92 to Spring 95 this variable was derived from RESLEN/RESLNO, OYCRY, AGE & LADO. RESLNO was replaced by RESTME in Spring 96. LADO was replaced by UALDO in Spring 2000.

GORONE - Region of residence 12 months ago**Spring 92 – Autumn 99**

(1)	Tyne & Wear	(12)	Eastern
(2)	Rest of North East	(13)	Inner London
(3)	Greater Manchester	(14)	Outer London
(4)	Merseyside	(15)	South East
(5)	Rest of North West	(16)	South West
(6)	South Yorkshire	(17)	Wales
(7)	West Yorkshire	(18)	Strathclyde
(8)	Rest of Yorkshire & Humberside	(19)	Rest of Scotland
(9)	East Midlands	(20)	Northern Ireland
(10)	West Midlands (met county)	(22)	Outside UK
(11)	Rest of West Midlands	(23)	Baby under 3 months

Spring 00 onwards

(1)	Tyne & Wear	(12)	East of England
(2)	Rest of North East	(13)	Inner London
(3)	Greater Manchester	(14)	Outer London
(4)	Merseyside	(15)	South East
(5)	Rest of North West	(16)	South West
(6)	South Yorkshire	(17)	Wales
(7)	West Yorkshire	(18)	Strathclyde
(8)	Rest of Yorkshire & Humberside	(19)	Rest of Scotland
(9)	East Midlands	(20)	Northern Ireland
(10)	West Midlands (met county)	(21)	Outside UK
(11)	Rest of West Midlands	(22)	Baby under 3 months

FREQUENCY: Spring 92 only. Each quarter from Spring 93 to Autumn 99. Spring quarters only from Spring 00

COVERAGE: Applies to all respondents in employment.

NOTES: This variable is based on Government Office Regions. It is derived from RESTME AGE OYCRY & UALDO.

This variable is not available in SuperCROSS in Spring 92, Spring 93 & Summer 93.

OYCRY - Country of residence 12 months ago

- (1) UK
- (2) Somewhere else
- (3) Baby under 1 year (Spring 93 onwards)

FREQUENCY: Spring quarters only from Spring 92

COVERAGE: From Spring 92 to Spring 93: Applies to all respondents who have lived at their current address between 3 & 12 months OR if they were not living at their current address 12 months ago (RESLNO = 5 OR OYEQM3 = 2) OR (FOR NI - RESLNO = 6).

From Spring 94 to Spring 95: Applies to all respondents who have lived at their current address between 3 & 12 months OR if they were not living at their current address 12 months ago (RESLNO = 5 OR OYEQM3 = 2).

From Spring 96 onwards: Applies to all respondents who have lived at their current address between 3 & 12 months OR if they were not living at their current address 12 months ago (RESMTH < = 3 OR OYEQM3 = 2).

NOTES: It should be noted that when filtering on OYCRY = 2 the relevant category of OYCRYO should also be filtered in order to ensure accuracy. Category (3) *Baby under 1 year* is not available for the Spring 92 quarter.

OYCRYO - Country of residence 12 months ago

(Spring 92 - Winter 92)	(52) United States of America	(Added Spring 93)	(Added Spring 99)
(1) United Kingdom/Great Britain	(53) (Other) Caribbean	(96) Angola	(134) St. Pierre and Miquelon
(6) Irish Republic (inc. pns)	(54) (Other) Central America	(97) Ethiopia	(135) Greenland
(7) Channel islands	(55) (Other) South America	(98) Somalia	(136) Bermuda
(8) Isle of Man	(56) Pakistan	(99) Zaire	(137) Taiwan
(11) Australia	(57) Burma/Myanmar	(100) Cuba	(138) Laos
(12) Canada	(58) China	(101) Mexico	(139) Afghanistan, Bhutan, Republic of the Maldives, Nepal
(13) New Zealand	(59) Japan	(102) Argentina	(140) Thailand
(14) Kenya	(60) Philippines	(103) Brazil	(141) Armenia, Azerbaijan and Georgia
(15) Uganda	(61) Vietnam	(104) Chile	(142) Kazakhstan, Kyrgistan, Tajikistan, Turkmenistan, Uzbekistan
(16) Tanzania	(62) Iran	(105) Columbia	*(143) At sea/In the air/Oil rig
(17) Malawi	(63) Israel	(106) Uruguay	*(144) Stateless
(18) Zambia	(64) Other Middle East nes	(107) Venezuela	
(19) Zimbabwe	(65) Other Asia (foreign nes)	(108) Iraq	
(20) Botswana, Lesotho and Swaziland	(66) Belgium	(109) Lebanon	
(21) Gambia	(67) Denmark	(110) Indonesia	
(22) Ghana	(68) France (inc. Monaco)	(111) Korea	
(23) Nigeria	(69) Italy	(112) Macao/Macau	
(24) Sierra Leone	(70) Luxembourg	(113) Liechtenstein	
(25) Barbados	(71) Netherlands	(114) Andorra	
(26) Jamaica	(72) Federal Republic of Germany	*(115) At sea/In the air	
(27) Trinidad & Tobago	(73) Germany (pns)	*(116) Stateless	
(28) West Indies (Associated States)	(74) Albania	(Added Spring 98)	
(29) West Indies (so stated)	(75) Bulgaria	(115) Belarus	
(30) Other Caribbean Commonwealth	(76) German Democratic Republic	(116) Bosnia (Yugoslavia)	
(31) Belize	(77) Czechoslovakia	(117) Croatia	
(32) Guyana	(78) Hungary	(118) Czech Republic	
(33) Bangladesh	(79) Poland	(119) Estonia	
(34) India	(80) Romania	(120) Macedonia (Yugoslavia)	
(35) Sri Lanka	(81) Austria	(121) Lithuania	
(36) Hong Kong	(82) Switzerland	(122) Latvia	
(37) Malaysia	(83) Greece	(123) Moldova	
(38) Singapore	(84) Portugal (inc. Azores & Madeira)	(124) Russia	
(39) Cyprus	(85) Spain (inc. Balearic & Canary Islands)	(125) Slovak Republic	
(40) Gibraltar	(86) Finland	(126) Slovenia	
(41) Malta & Gozo	(87) Norway	(127) Ukraine	
(42) Seychelles	(88) Sweden	(128) San Marino	
(43) Mauritius	(89) (Other) Yugoslavia	(129) Vatican City	
(44) Other New Commonwealth	(90) Other Europe nes	(130) Sudan	
(45) Algeria	(91) Turkey	(131) Cambodia (Khmer Republic)	
(46) Morocco	(92) Former USSR etc.	(132) Indonesia	
(47) Tunisia	(93) Rest of the World nes	(133) Micronesia	
(48) Libya	*(94) At sea/in the air	*(134) At sea/In the air	
(49) Egypt	*(95) Stateless	*(135) Stateless	
(50) Republic of South Africa			
(51) Other Africa (foreign nes)			

Abbreviations: pns = part not stated, nes = not elsewhere stated.

FREQUENCY: Spring quarters only from Spring 92

COVERAGE: Applies to all respondents who were living outside the UK 12 months ago (OYCRY = 2).

NOTES: Text labels are not available for this variable. When filtering on a specific country also filter on Option 2 *Somewhere else* in OYCRY.

It should be noted that from Spring 92 to Winter 92 codes were from 1-95, then from Spring 93 they were increased to 116, from Spring 98 to 135 and from Spring 99 to 144, this is for SOEC purposes as a number of countries were not uniquely identifiable. *Note the change in coding for *At sea/in the air* and *Stateless* in from Spring 93, Spring 98 and Spring 99.

RESPONSE DETAILS

CAIND - Child/Adult indicator

- (1) **Adult**
- (2) **Child of head of household and head of family unit**
- (3) **Child of other family**
- (4) **Child of head of household but not head of family unit**

FREQUENCY: Each quarter from Spring 92

COVERAGE: Applies to all respondents.

NOTES: This variable is derived from AGE, MARSTT, EDAGE, COURSE, RELHFU & RELHRP.

IOUTCOME - Individual outcome

- (1) **Personal response**
- (2) **Proxy response**
- (3) **Non-response**
- (4) **Child**
- (6) **Data brought forward from previous quarter**
- (7) **Economically inactive 70+**

FREQUENCY: Each quarter from Spring 92

COVERAGE: Applies to all respondents.

NOTES: This variable is used mainly to identify whether responses obtained were given personally or by proxy. Some analysis of LFS data may be particularly affected by proxy responses, e.g. subjective questions - whether someone would like to work, or questions that are particularly difficult for proxy respondents to answer, e.g. number of actual unpaid overtime hours worked in reference week. Results of this variable therefore should be treated with caution. With regard to proxy responses there are some common sense rules. A study of proxy responses is contained in the LFS User Guide Volume 1 (Background and Methodology). Generally the questions can be asked of the main respondent provided that they are able to supply the required information and are related to the individual concerned. However, it is also acceptable for:

- a) Co-habitees to supply information about each other,
- b) Anyone whom the HOH/spouse personally asks to provide the information, e.g. a young person whose parents wish them to be the respondent,
- c) A relative, friend or health visitor may also give information where a person living alone is too old, sick or deaf to be interviewed, but only with their permission and preferably in their presence, and
- d) Children to be used as an interpreter if the parents do not speak English and it is felt that the child is capable of understanding and interpreting the questions.

PRXREL - Type of proxy response

- (1) **Personal response**
- (2) **Spouse/partner proxy**
- (3) **Other proxy**
- (4) **Child aged under16**

FREQUENCY: Each quarter from Spring 97

COVERAGE: Applies to all respondents.

HOUSEHOLD CHARACTERISTICS

STRUCTURE

HHTYPE - Type of household

- (01) 1 person
- (02) 2 or more persons, all different family units
- (03) Married couple, no children, no other family units
- (04) Cohabiting couple, no children, no other family units
- (05) Couple, no children, other family units
- (06) Married couple, all dependent children, no other family units
- (07) Cohabiting couple, all dependent children, no other family units
- (08) Married couple, dependent & non-dependent children, no other family units
- (09) Cohabiting couple, dependent & non dependent children, not other family units
- (10) Married couple, all non-dependent children, no other family units
- (11) Cohabiting couple, all non-dependent children, no other family units
- (12) Couple, all dependent children, other family units
- (13) Couple, dependent & non-dependent children, other family units
- (14) Couple, all non-dependent children, other family units
- (15) Lone parent, all dependent children, no other family units
- (16) Lone parent, dependent & non-dependent children, no other family units
- (17) Lone parent, all non-dependent children, no other family units
- (18) Lone parent, all dependent children, other family units
- (19) Lone parent, dependent & non-dependent children, other family units
- (20) Lone parent, all non-dependent children, other family units
- (21) 2 or more family units, all dependent children
- (22) 2 or more family units, dependent & non-dependent children
- (23) 2 or more family units, all non-dependent children
- (24) 2 or more family units, no children
- (25) Same sex couple with or without others

FREQUENCY: Spring and Autumn quarters only from Spring 96 (on household datasets only). Each quarter from Spring 2000 (on household and ONS datasets)

COVERAGE: Applies to all households.

NOTES: HHTYPE replaces TYPEHH from Spring 96. It has had the number of categories increased to identify married and cohabiting couples in a household.

Categories 15 or 18 (Lone parent, all dependent children, no other family/other family units) will also include those who are married, i.e. MARSTT=2 (Yes) where their spouse is not a household member i.e. MARCHK=2 (No), e.g. working away from home, in prison etc.

In categories 5, 12, 13 & 14, 'Couple' refers to both married and cohabiting couples.

This variable is derived from FUTYPE, FDPCH19 & RELHFU.

HHTYPE is only included on the household datasets prior to Spring 2000. It is included on both household and ONS datasets from Spring 2000.

HLDCMP - Composition of household

- (01) 1 male over pensionable age with no children
- (02) 1 female over pensionable age with no children
- (03) 1 adult under pensionable age with no children
- (04) 1 adult with one child
- (05) 1 adult with two or more children
- (06) Married couple both under pensionable age with no children
- (07) Cohabiting couple both under pensionable age with no children
- (08) Married couple one or more over pensionable age with no children
- (09) Cohabiting couple one or more over pensionable age with no children
- (10) Married couple with one child
- (11) Married couple with 2 children
- (12) Married couple with 3 or more children
- (13) Cohabiting couple with one child
- (14) Cohabiting couple with 2 children
- (15) Cohabiting couple with 3 or more children
- (16) 2 adults, not married or cohabiting, both under pensionable age with no children
- (17) 2 adults, not married or cohabiting, one or more over pensionable age with no children
- (18) 2 adults, not married or cohabiting with 1 or more children
- (19) 3 or more adults with no children including at least one married/cohabiting couple
- (20) 3 or more adults with 1 or 2 children including at least one married/cohabiting couple
- (21) 3 or more adults with 3 or more children including at least one married/cohabiting couple
- (22) 3 or more adults with no children
- (23) 3 or more adults with one or more children
- (24) Same sex cohabiting couple

FREQUENCY: Spring and Autumn quarters only from Spring 96 (on household datasets only). Each quarter from Spring 2000 (on household and ONS datasets)

COVERAGE: Applies to all households.

NOTES: HLDCMP is not available on the person level datasets, but is included on the household datasets prior to Spring 2000. It is also included on both household and ONS datasets from Spring 2000.

HLDCMP replaces AGCOCD. It has had the number of categories increased to identify married and cohabiting couples in a household. It is derived from AGE, SEX, MARSTT, LIVTOG & CAIND.

RELH96 - Relationship to head of household

(0)	Head of household	(12)	Brother/sister
(1)	Spouse	(13)	Step-brother/sister
(2)	Cohabitee	(14)	Foster brother/sister
(3)	Child	(15)	Brother/sister-in-law
(4)	Step-child	(16)	Grandchild
(5)	Foster child	(17)	Grandparent
(6)	Child-in-law	(18)	Other relation
(7)	Parent	(19)	Other non-relative
(8)	Step-parent	(20)	Same sex cohabitee
(10)	Foster parent	(21)	Undefined
(11)	Parent-in-law		

FREQUENCY: Each quarter from Spring 96

COVERAGE: Applies to all respondents.

NOTES: Although available from Spring 96 the full benefits of RELH96 do not occur till the Summer 96 quarter because detailed relationship information is not available for imputed cases until then. RELHOH (for Spring 96 only) collapses RELH96 into the categories used in previous quarters and will include imputed cases.

This variable was introduced in Spring 96 as a result of the GSS Social Survey Harmonisation Project to identify whether the respondent is the person in whose name the accommodation is owned or rented.

This variable replaced RELHOH.

RELHRP - Relationship to HRP

(0)	Head of household
(1)	Spouse
(2)	Cohabitee
(3)	Child
(4)	Step-child
(5)	Foster child
(6)	Child in law
(7)	Parent
(8)	Step-parent
(10)	Foster parent
(11)	Parent in law
(12)	Brother or sister
(13)	Step-brother or sister
(14)	Foster brother or sister
(15)	Brother or sister in law
(16)	Grandchild
(17)	Grandparent
(18)	Other relation
(19)	Other non-relative
(20)	Same sex cohabitee
(21)	Undefined

FREQUENCY: Each quarter from Spring 01

COVERAGE: Applies to all respondents.

NOTES: There are a lot of changes taking place in the make-up of households/families and the purpose of the relationship grid is to calculate family units by defining household members' relationship to each other.

HRP - Household reference person

- (1) Respondent is HRP
- (2) Respondent is not HRP

FREQUENCY: Each quarter from Spring 2000 to Winter 2000 (on ONS datasets only). Each quarter from Spring 01

COVERAGE: Applies to all respondents aged 16+.

NOTES: This variable is derived from PERSNO and DVHRPNUM. It is used to determine Household Reference Person. This variable is only on ONS datasets in 2000.

DVHRPNUM - Person number of HRP

FREQUENCY: Each quarter from Spring 01

COVERAGE: Applies to all respondents.

HOHID - Head of household identification

- (1) Head of household
- (2) Not head of household

FREQUENCY: Each quarter from Spring 96

COVERAGE: Applies to all respondents.

NOTES: HOHID was introduced in Spring 96 to provide additional information about the total number of people and family units within the household.

XR(00-15) - Relationship to person

- (1) Spouse
- (2) Cohabiting partner
- (3) Natural son or daughter
- (4) Step son or daughter
- (5) Foster child
- (6) Son or daughter in law
- (7) Parent
- (8) Step parent
- (9) Guardian
- (10) Foster parent
- (11) Parent in law
- (12) Brother or sister
- (13) Step brother or sister
- (14) Foster brother or sister
- (15) Brother or sister in law
- (16) Grandchild
- (17) Grandparent
- (18) Other relation
- (19) Other non-relative

FREQUENCY: Each quarter from Spring 96

COVERAGE: Applies to all respondents.

NOTES: This variable is based on a relationship grid which calculates family units by defining household members' relationship to one another. The relationship grid will only appear if there is more than one person in the household.

TOTNUM - Total number of eligible people in household

(1 - 16) Total number of eligible people in household

FREQUENCY: Spring and Autumn quarters from Spring 96 (on household datasets only). Each quarter from Spring 2000 (on household and ONS datasets)

COVERAGE: Applies to all households.

NOTES: TOTNUM is only included on the household datasets prior to Spring 2000. It is also included on both household and ONS datasets from Spring 2000.

TOTNUM was introduced in Spring 96 to provide additional information about the total number of people within the household. This variable is derived from IOUTCOME.

TOTFU - Total number of family units in household

(1 - 16) Total number of family units in household

FREQUENCY: Spring and Autumn quarters from Spring 96 (on household datasets only). Each quarter from Spring 2000 (on household and ONS datasets)

COVERAGE: Applies to all households.

NOTES: TOTFU is only included on the household datasets prior to Spring 2000. It is also included on both household and ONS datasets from Spring 2000.

TOTFU was introduced in Spring 96 to provide additional information about the total number of family units within the household. This variable is derived from IOUTCOME.

FMDP - Number of family units in household with dependent children only

(1 - 16) Number of family units in household with dependent children

FREQUENCY: Spring and Autumn quarters from Spring 96 (on household datasets only). Each quarter from Spring 2000 (on household and ONS datasets)

COVERAGE: Applies to all family units.

NOTES: FMDP is only included on the household datasets prior to Spring 2000. It is also included on both household and ONS datasets from Spring 2000. This variable was introduced in Spring 96 to provide additional information about the total number of family units within the household.

This variable is derived from HOUT & FUTYPE.

FMNDP - Number of family units in household with non-dependent children only

(1 - 16) Number of family units in household with non-dependent children only

FREQUENCY: Spring and Autumn quarters from Spring 96 (on household datasets only). Each quarter from Spring 2000 (on household and ONS datasets)

COVERAGE: Applies to all family units.

NOTES: FMNDP is only included on the household datasets prior to Spring 2000. It is also included on both household and ONS datasets from Spring 2000. This variable was introduced in Spring 96 to provide additional information about the total number of family units within the household.

This variable is derived from HOUT & FUTYPE.

FMPLUS - Total number of family units with more than one person

(1 - 16) Total number of family units with more than one person

FREQUENCY: Each quarter from Spring 96

COVERAGE: Applies to all family units.

NOTES: FMPLUS is available on both the person level datasets and the household datasets. This variable was introduced in Spring 96 to provide additional information about the total number of family units within the household.

This variable is derived from HOUTCOME, TOTFU & TOTNUM.

TOTXFU - Total number of extended families in household

(1 - 16) Total number of extended families in household

FREQUENCY: Spring and Autumn quarters from Spring 96 (on household datasets only). Each quarter from Spring 2000 (on both household and ONS datasets)

COVERAGE: Applies to all family units.

NOTES: TOTXFU is only included on the household datasets prior to Spring 2000. It is included on both household and ONS datasets from Spring 2000. This variable was introduced in Spring 96 to provide additional information about the total number of family units within the household.

This variable is derived from HOUT, FAMUNIT & EXTFU.

XFMDC - Total number of extended family units in household with dependent children only

(1 - 16) Total number of extended family units in household with dependent children only

FREQUENCY: Spring and Autumn quarters from Spring 96 (on household datasets only). Each quarter from Spring 2000 (on both household and ONS datasets)

COVERAGE: Applies to all family units.

NOTES: XFMDC is only included on the household datasets prior to Spring 2000. It is included on both household and ONS datasets from Spring 2000. This variable was introduced in Spring 96 to provide additional information about the total number of family units within the household.

This variable is derived from HOUT, TOTXFU & FUTYPE.

XFMNDC - Total number of extended family units in household with non-dependent children only

(1 - 16) Total number of extended family units in household with non-dependent children only

FREQUENCY: Spring and Autumn quarters from Spring 96 (on household datasets only). Each quarter from Spring 2000 (on both household and ONS datasets)

COVERAGE: Applies to all family units.

NOTES: XFMNDC is only included on the household datasets prior to Spring 2000. It is included on both household and ONS datasets from Spring 2000. This variable was introduced in Spring 96 to provide additional information about the total number of family units within the household.

This variable is derived from HOUT, TOTXFU & FUTYPE.

HDPCH19 - Number of dependent children in household aged under 19

(0-10) Number of dependent children in household aged under 19

FREQUENCY: Each quarter from Spring 92

COVERAGE: Applies to all households.

NOTES: Dependent children are all those aged 0-15 and those aged 16-18 who are in full-time education. Text labels are not available for this variable. This variable is derived from CAIND & AGE.

AOHL16 - Age of oldest dependent child in household aged under 16

(0-15) Age of oldest dependent child in household aged 0-15

(16) No dependent children aged under 16

FREQUENCY: Spring quarters only from Spring 92 to Spring 94. Each quarter from Spring 95

COVERAGE: Applies to all households.

NOTES: Dependent children are all those aged 0-15 and those aged 16-18 who are in full-time education. Text labels are not available for this variable. This variable is derived from CAIND & AGE.

AOHL19 - Age of oldest dependent child in household aged under 19

(0-18) Age of oldest dependent child in household aged 0-18

(19) No dependent children aged under 19

FREQUENCY: Spring quarters only from Spring 92 to Spring 94. Each quarter from Spring 95

COVERAGE: Applies to all households.

NOTES: Dependent children are all those aged 0-15 and those aged 16-18 who are in full-time education. Text labels are not available for this variable. This variable is derived from CAIND & AGE.

AYHL19 - Age of youngest dependent child in household aged under 19

(0-18) Age of youngest dependent child in household aged 0-18

(19) No dependent children aged under 19

FREQUENCY: Spring quarters only from Spring 92 to Spring 94. Each quarter from Spring 95

COVERAGE: Applies to all households.

NOTES: Dependent children are all those aged 0-15 and those aged 16-18 who are in full-time education. Text labels are not available for this variable. This variable is derived from CAIND & AGE.

HOUSING TENURE

HRPID - Respondent accommodation responsibility

- (1) Yes
- (2) No

FREQUENCY: Each quarter from Spring 96

COVERAGE: Applies to all respondents aged 16+.

TEN96 - Accommodation details

- (1) Owned outright
- (2) Being bought with mortgage or loan
- (3) Part rent, part mortgage
- (4) Rented
- (5) Rent free
- (6) Squatting

FREQUENCY: Each quarter from Spring 96

COVERAGE: Applies to all respondents.

NOTES: This variable was introduced in Spring 96 as a result of the GSS Social Survey Harmonisation Project and replaces the variables TENURE and MORTGE.

RENT96 - Accommodation tied to job

- (1) Yes
- (2) No

FREQUENCY: Each quarter from Spring 96

COVERAGE: Applies to all respondents to rent their accommodation or live their rent free (TEN96 = 4 or 5).

NOTES: This variable was introduced in Spring 96 as a result of the GSS Social Survey Harmonisation Project and replaces the variable TIED. Tied accommodation is that which goes with the job of a household member. Those living in tied accommodation may either pay rent or live rent free.

LAND96 - Landlord of accommodation

- (1) **LA, Scottish Homes, New Town Development**
- (2) **Housing association, co-op, trust**
- (3) **Employing organisation**
- (4) **Another organisation**
- (5) **Relative of household member**
- (6) **Individual employer**
- (7) **Other individual private landlord**

FREQUENCY: Each quarter from Spring 96

COVERAGE: Applies to all respondents to rent their accommodation or live their rent free (TEN96 = 4 or 5).

NOTES: This variable was introduced in Spring 96 as a result of the GSS Social Survey Harmonisation Project and replaces the variable LAND.

FURN - Whether accommodation furnished

- (1) **Furnished**
- (2) **Partly furnished**
- (3) **Unfurnished**

FREQUENCY: Each quarter from Spring 92

COVERAGE From Spring 92 to Winter 95: Applies to all respondents to rent their accommodation or live their rent free (TENURE = 2).

From Spring 96 onwards: Applies to all respondents to rent their accommodation or live their rent free (TEN96 = 4 or 5).

NOTES: The terms furnished, partly furnished and unfurnished have not been defined and rely solely on the respondent's assessment. Only furnishing provided by the landlord is taken into consideration not furnishing provided by the tenants. The coverage was amended in Spring 96 due to TENURE being replaced by TEN96 as a result of the GSS Social Survey Harmonisation Project.

ACCESS TO MOTOR VEHICLES

USEVEH - Own or use motor vehicle

- (1) Yes
- (2) No

FREQUENCY: Each quarter from Spring 01 to Winter 01(on ONS datasets only). Autumn 02 (on household datasets only). Autumn quarters only (every 3rd year) from Autumn 06

COVERAGE: Applies to all respondents.

NOTES: Although only one person is required to respond, they may do so on behalf of all the adults in the household. Includes company cars, unless no private use allowed. All questions for motor vehicles are asked in waves 1 and 5 only in the Autumn quarter every 3 years e.g. 2006, 2009 etc.

TYPVEH(01-10) - Type of vehicle

- (1) Car
- (2) Light van
- (3) Motorcycle
- (4) Some other motor vehicle

FREQUENCY: Each quarter from Spring 01 to Winter 01(ONS datasets only). Autumn 02 (on household datasets only). Autumn quarters only (every 3rd year) from Autumn 06

COVERAGE: Applies to all respondents who have the use of a motor vehicle (USEVEH = 1).

NOTES: All questions for motor vehicles are asked in waves 1 and 5 only in the Autumn quarter every 3 years e.g. 2006, 2009 etc.

MAINDRV(1-9) - Driver with most mileage

- (1) Person 1
- (2) Person 2
- (3) Person 3
- (4) etc

FREQUENCY: Autumn 02 only. Autumn quarters only (every 3rd year) from Autumn 06

COVERAGE: Applies to all respondents who have the use of a motor vehicle (USEVEH = 1).

NOTES: All questions for motor vehicles are asked in waves 1 and 5 only in the Autumn quarter every 3 years e.g. 2006, 2009 etc.

PRIVEH(01-10) - Ownership of vehicle

- (1) Privately owned
- (2) Company car
- (3) None of the above (spontaneous)

FREQUENCY: Each quarter from Spring 01 to Winter 01(on ONS datasets only). Autumn 02 (on household datasets only). Autumn quarters only (every 3rd year) from Autumn 06

COVERAGE: Applies to respondents who have the use of a car (TYPVEH = 1).

NOTES: All questions for motor vehicles are asked in waves 1 and 5 only in the Autumn quarter every 3 years e.g. 2006, 2009 etc.

FAMILY CHARACTERISTICS

STRUCTURE

FUTYPE - Type of family unit

- (1) 1 person – male
- (2) 1 person – female
- (3) Same sex couple
- (4) Married couple with no children
- (5) Married couple with non-dependent children only
- (6) Married couple with dependent children
- (7) Cohabiting couple with no children
- (8) Cohabiting couple with non-dependent children only
- (9) Cohabiting couple with dependent children
- (10) Male lone parent with dependent children
- (11) Male lone parent with non-dependent children only
- (12) Female lone parent with dependent children
- (13) Female lone parent with non-dependent children only

FREQUENCY: Spring and Autumn quarters from Spring 96 (on household datasets only). Each quarter from Spring 2000 (on household and ONS datasets)

COVERAGE: Applies to all family units.

NOTES: This variable replaces TYPEFU. FUTYPE is only included on the household datasets prior to Spring 2000. It is included on both household and ONS datasets from Spring 2000. This variable is derived from SEX, RELHFU, MARSTT, LIVTOG & FDPCH19.

It has had the number of categories increased to identify married and cohabiting couples in a household. Previously there had been a problem with this variable in identifying male and female lone parents. However, the introduction of a 'household grid' question - XR(00-15) - in Spring 96 to collect basic demographic data about all household members has resulted in fully complete family data from Summer 96 onwards.

Categories 10 and 12 (Male/Female lone parent with dependent children) include those who are married but where their spouse is not a household member, e.g. because they are working away from home, in prison etc.

EXTFU - Extended family unit

- (1-2) Extended family unit number

FREQUENCY: Each quarter from Spring 96

COVERAGE: Applies to all households.

NOTES: This variable codes all those related in some way to the same extended family unit.

This variable is derived from XR(00-15), TOTFU, SMSXFU & FAMUNIT.

SMSXFU - Same sex family unit**(1-11) Family unit number**

FREQUENCY: Each quarter from Spring 96

COVERAGE: Applies to all family units.

NOTES: This variable redefines the family unit to include same sex partners in the same family unit. Thus, using this variable results in fewer family units in total than if using FAMUNIT.

The family hierarchical structure is based on FAMUNIT. Those people who have been coded as same sex co-habitees are put into separate family units at FAMUNIT. Therefore when any analysis is done of same sex co-habitees at family level, it shows the number of individuals rather than couples.

This variable is derived from LIVTOG & XR(00-15).

FAMUNIT - Family unit number**(1-17) Family unit number**

FREQUENCY: Each quarter from Spring 92

COVERAGE: Applies to all respondents.

NOTES: With the introduction of XR(01-15) from Spring 96, FAMUNIT (unique identifier for family unit) is now generated automatically. Previously, it was coded by the interviewer to identify the family groupings within the household.

This variable is not available on SuperCROSS datasets.

RELHFU - Relationship to head of family

- (1) Head of family**
- (2) Wife/partner of head of family**
- (3) Child of head of family/other person**

FREQUENCY: Each quarter from Spring 92

COVERAGE: Applies to all respondents.

NOTES: This variable was derived from MARCON & SEX up to Winter 94. From Spring 95 it is derived from MARSTT, LIVTOG & SEX.

AOFL16 - Age of oldest dependent child in family under 16

- (0-15) Age of oldest dependent child in family aged 0-15**
- (16) No dependent children aged under 16**

FREQUENCY: Spring quarters only from Spring 92 to Spring 94. Each quarter from Spring 95

COVERAGE: Applies to all family units.

NOTES: Dependent children are all those aged 0-15 and those aged 16-18 who are in full-time education. Text labels are not available for these variables.

This variable is derived from FUTYPE, RELHFU, CAIND & AGE.

AOFL19 - Age of oldest dependent child in family under 19

- (0-18) Age of oldest dependent child in family aged 0-18**
- (19) No dependent children aged under 19**

FREQUENCY: Spring quarters only from Spring 92 to Spring 94. Each quarter from Spring 95

COVERAGE: Applies to all family units.

NOTES: Dependent children are all those aged 0-15 and those aged 16-18 who are in full-time education. Text labels are not available for these variables.

This variable is derived from FUTYPE, RELHFU, CAIND & AGE.

AYFL19 - Age of youngest dependent child in family under 19

- (0-18) Age of youngest dependent child in family aged 0-18**
- (19) No dependent children aged under 19**

FREQUENCY: Spring quarters only from Spring 92 to Spring 94. Each quarter from Spring 95

COVERAGE: Applies to all family units.

NOTES: Dependent children are all those aged 0-15 and those aged 16-18 who are in full-time education. Text labels are not available for these variables.

This variable is derived from CAIND, RELHFU & AGE.

FDPCH2 - Number of dependent children in family aged under 2

- (0-3) Number of dependent children in family aged under 2**

FREQUENCY: Spring quarters only from Spring 92 to Spring 94. Each quarter from Spring 95

NOTES: The notes for FDPCH19 also apply to this variable.

FDPCH4 - Number of dependent children in family aged between 2 & 4

- (0-3) Number of dependent children in family aged between 2 & 4**

FREQUENCY: Spring quarters only from Spring 92 to Spring 94. Each quarter from Spring 95

NOTES: The notes for FDPCH19 also apply to this variable.

FDPCH9 - Number of dependent children in family aged between 5 & 9

- (0-5) Number of dependent children in family aged between 5 & 9**

FREQUENCY: Spring quarters only from Spring 92 to Spring 94. Each quarter from Spring 95

NOTES: The notes for FDPCH19 also apply to this variable.

FDPCH15 - Number of dependent children in family aged between 10 & 15

- (0-5) Number of dependent children in family aged between 10 & 15**

FREQUENCY: Spring quarters only from Spring 92 to Spring 94. Each quarter from Spring 95

NOTES: The notes for FDPCH19 also apply to this variable.

FDPCH16 - Number of dependent children in family aged under 16

(0-10) Number of dependent children in family aged under 16

FREQUENCY: Spring quarters only from Spring 92 to Spring 94. Each quarter from Spring 95

NOTES: The notes for FDPCH19 also apply to this variable.

FDPCH19 - Number of dependent children in family aged under 19

(0-10) Number of dependent children in family aged under 19

FREQUENCY: Spring quarters only from Spring 92 to Spring 94. Each quarter from Spring 95

COVERAGE: Applies to all family units.

NOTES: This variable should be used at the family level or at the person level selecting on heads and wives of heads of families and are derived from CAIND & AGE. Dependent children are all those aged 0-15 and those aged 16-18 who are in full-time education. Dependency of a child is a family concept. If this variable is run at a household level it is not certain on whom the child is dependent. By running this variable at the family level or at the person level selecting on heads and wives of heads of family units (both of whom the child is dependent on) there is no chance of making claims of dependency where none in fact exist.

ECONOMIC ACTIVITY

BASIC ECONOMIC ACTIVITY

INECACR - Basic economic activity (ILO definition) (reported)

- (01) Employee
- (02) Self-employed
- (03) Government employment & training programmes
- (04) Unpaid family worker
- (05) ILO unemployed
- (06) Inactive - seeking, unavailable, student
- (07) Inactive - seeking, unavailable, looking after family, home
- (08) Inactive - seeking, unavailable, temporarily sick or injured
- (09) Inactive - seeking, unavailable, long-term sick or disabled
- (10) Inactive - seeking, unavailable, other reason
- (11) Inactive - seeking, unavailable, no reason given
- (12) Inactive - not seeking, would like work, waiting results of job application
- (13) Inactive - not seeking, would like work, student
- (14) Inactive - not seeking, would like work, looking after family, home
- (15) Inactive - not seeking, would like work, temporarily sick or injured
- (16) Inactive - not seeking, would like work, long term sick or disabled
- (17) Inactive - not seeking, would like work, believes no job available
- (18) Inactive - not seeking, would like work, not started looking
- (19) Inactive - not seeking, would like work, not looked
- (20) Inactive - not seeking, would like work, no reason
- (21) Inactive - not seeking, not like work, waiting results of job application
- (22) Inactive - not seeking, not like work, student
- (23) Inactive - not seeking, not like work, looking after family, home
- (24) Inactive - not seeking, not like work, temporarily sick or injured
- (25) Inactive - not seeking, not like work, long term sick or disabled
- (26) Inactive - not seeking, not like work, not need or want job
- (27) Inactive - not seeking, not like work, retired
- (28) Inactive - not seeking, not like work, other reason
- (29) Inactive - not seeking, not like work, no reason given
- (30) Under 16

FREQUENCY: Each quarter from Spring 92

COVERAGE: Applies to all respondents.

NOTES: With the removal of the Census Matrix Edit INECACR supersedes the variable INECACA.

This variable is the standard economic activity variable and should be used for consistency with current ONS practice as it gives the International Labour Organisation (ILO) standard definitions of employment, unemployment and economic activity and inactivity.

From Spring 92 to Winter 92 there was an error in the questionnaire routing where the 'reason for not seeking work' questions were only asked of persons up to the age of 59, whereas they should have been asked of persons up to 5 years above retirement age. For these quarters only, none of the individual 'inactive' characteristics are accurate, although the overall inactive total is correct. An estimate was made of the number of discouraged workers over 60 by assuming the number grew at a constant rate between Spring 1991 and Spring 1993. These estimates were then published in the LFS Quarterly Bulletin.

This variable is derived from AGE, SCHM04, URESMC, TECLEC4, NEWDEA4, YTETMP, YTETJB, WRKING, JBAWAY, OWNBUS, RELBUS, STATR, LOOK4, LKYT4, START, WAIT, LIKEWK, YSTART, NOLOOK, NOWANT & SEX.

INECACA - Basic economic activity (ILO definition)

- (01) Employee
- (02) Self-employed
- (03) Government employment & training programmes
- (04) Unpaid family worker
- (05) ILO unemployed
- (06) Inactive - seeking, unavailable, student
- (07) Inactive - seeking, unavailable, looking after family, home
- (08) Inactive - seeking, unavailable, temporarily sick or injured
- (09) Inactive - seeking, unavailable, long-term sick or disabled
- (10) Inactive - seeking, unavailable, other reason
- (11) Inactive - seeking, unavailable, no reason given
- (12) Inactive - not seeking, would like work, waiting results of job application
- (13) Inactive - not seeking, would like work, student
- (14) Inactive - not seeking, would like work, looking after family, home
- (15) Inactive - not seeking, would like work, temporarily sick or injured
- (16) Inactive - not seeking, would like work, long term sick or disabled
- (17) Inactive - not seeking, would like work, believes no job available
- (18) Inactive - not seeking, would like work, not started looking
- (19) Inactive - not seeking, would like work, not looked
- (20) Inactive - not seeking, would like work, no reason
- (21) Inactive - not seeking, not like work, waiting results of job application
- (22) Inactive - not seeking, not like work, student
- (23) Inactive - not seeking, not like work, looking after family, home
- (24) Inactive - not seeking, not like work, temporarily sick or injured
- (25) Inactive - not seeking, not like work, long term sick or disabled
- (26) Inactive - not seeking, not like work, not need or want job
- (27) Inactive - not seeking, not like work, retired
- (28) Inactive - not seeking, not like work, other reason
- (29) Inactive - not seeking, not like work, no reason given
- (30) Under 16

FREQUENCY: Spring quarters only from Spring 92 (on ONS datasets only)

COVERAGE: Applies to all respondents.

NOTES: This variable has been superseded by INECACR. This variable is only available on ONS datasets.

The notes for INECACR also apply to this variable.

This variable is derived from AGE, SCHM99, COUNTRY (URES MC prior Spring 2000), TECLEC, NEWDEAL, YTETMP, YTETJB, WRKING, JBAWAY, OWNBUS, RELBUS, NSTAT, LOOK4, LKYT4, START, WAIT, LIKEWK, YSTART, NOLOOK, NOWANT, & SEX.

ILODEFR - Basic economic activity (ILO definition) (reported)

- (1) In employment
- (2) ILO unemployed
- (3) Inactive
- (4) Under 16

FREQUENCY: Each quarter from Autumn 93

COVERAGE: Applies to all respondents.

NOTES: With the removal of the Census Matrix Edit ILODEFR supersedes the variable ILODEFA.

This variable is derived from AGE & INECACR.

This variable amalgamates the main headings of INECACR. From Spring 96, when analysing economic activity at family unit or household level, INECACR should be used because ILODEFR does not have a DNA category.

The ILO unemployment rate is ILO unemployed as a percentage of the economically active.

ILODEFA - Basic economic activity (ILO definition)

- (1) In employment
- (2) ILO unemployed
- (3) Inactive
- (4) Under 16

FREQUENCY: Spring quarters only from Spring 93 (on ONS datasets only)

COVERAGE: Applies to all respondents.

NOTES: This variable has been superseded by ILODEFR. This variable is only available on ONS datasets.

The notes for ILODEFR also apply to this variable.

ILODF5R - Basic economic activity (ILO definition) (reported)

- (1) Economically Active
- (2) In employment
- (3) ILO unemployed
- (4) Inactive
- (5) All persons aged 16+

FREQUENCY: Each quarter from Spring 92

COVERAGE: Applies to all respondents.

NOTES: With the removal of the Census Matrix Edit ILODF5R supersedes the variable ILODEFA5.

This variable is derived from AGE & INECACR.

This variable is only available in SuperCROSS.

This variable is a different amalgamation of INECACR compared to ILODEFR. The three main categories 'In employment', 'ILO unemployed' and 'Inactive' are the same in both ILODEFR and ILODF5R. SuperCROSS can use sub-categories and can generate 'All persons aged 16+' and 'Economically active' from the data. The notes for ILODEFR also apply to this variable.

ILODEFA5 - Basic economic activity (ILO definition)

- (1) Economically Active
- (2) In employment
- (3) ILO unemployed
- (4) Inactive
- (5) All persons aged 16+

FREQUENCY: Spring quarters only from Spring 92 (on ONS datasets only)

COVERAGE: Applies to all respondents.

NOTES: This variable has been superseded by ILODF5R. This variable is only available on ONS SuperCROSS datasets.

The notes for ILODF5R also apply to this variable.

AECACTR - Economic activity (reported)

- (1) Employee
- (2) Self Employed
- (3) Government employment and training programmes
- (4) Unpaid family worker
- (5) ILO unemployed
- (6) Economically inactive - looking for work
- (7) Economically inactive - wanting work
- (8) Economically inactive - neither wanting nor seeking work
- (-9) DNA Children under 16

FREQUENCY: Every year from 2000

COVERAGE: Applies to all respondents.

NOTES: With the removal of the Census Matrix Edit AECACTR supersedes the variable AECACT.

This variable is included only on annual local area datasets, which are available only to ONS and those government departments which sponsor the local area enhancements.

This variable is derived from INECACR.

AECACT - Economic activity

- (1) Employee
- (2) Self Employed
- (3) Government employment and training programmes
- (4) Unpaid family worker
- (5) ILO unemployed
- (6) Economically inactive - looking for work
- (7) Economically inactive - wanting work
- (8) Economically inactive - neither wanting nor seeking work
- (-9) DNA Children under 16

FREQUENCY: Every year from 2000 to 2003 (on ONS datasets only)

COVERAGE: Applies to all respondents.

NOTES: This variable has been superseded by AECACTR.

This variable is included only on annual local area datasets, which are available only to ONS and those government departments which sponsor the local area enhancements.

This variable is derived from INECACA.

MOBILE WORKFORCE

MOVED - Whether moved because of job relocation

- (1) Yes
- (2) No

FREQUENCY: Spring 02 only. Spring quarters only (every 3rd year) from Spring 03

COVERAGE: Applies to all respondents of working age who have been resident less than twelve months in current property.

NOTES: This question is only asked in the Spring quarter every 3 years e.g. 2003, 2006 etc. This variable is only available on ONS datasets in Spring 04.

CASHTIM - Contribution to cost of move from employer

- (1) Yes
- (2) No

FREQUENCY: Spring 02 only. Spring quarters only (every 3rd year) from Spring 03

COVERAGE: Applies to all respondents whose current job was relocated (MOVED = 1).

NOTES: This question is only asked in the Spring quarter every 3 years e.g. 2003, 2006 etc. This variable is only available on ONS datasets in Spring 04.

CASHFUL - Full cost of move covered by employer

- (1) Yes
- (2) No

FREQUENCY: Spring 02 only. Spring quarters only (every 3rd year) from Spring 03

COVERAGE: Applies to all respondents whose employer contributed to the cost of moving (CASHTIM = 1).

NOTES: This question is only asked in the Spring quarter every 3 years e.g. 2003, 2006 etc. This variable is only available on ONS datasets in Spring 04.

The full costs of moving includes: the cost of transportation, solicitor's fees, estate agent fees, accommodation costs, stamp duty, other necessary expenses.

GOVERNMENT TRAINING SCHEMES

SCHM04 - Government employment and training programme

- (1) Work based training for young people (GB ONLY; AGED 16-25)
- (2) New Deal (AGED 18+ ONLY)
- (3) Work based learning for adults/training for work (GB ONLY)
- (10) Job skills (NI ONLY)
- (15) Worktrack (NI ONLY)
- (50) Any other training scheme
- (66) None of these
- (97) Just 16 and no response this time

FREQUENCY: Each quarter from Spring 04

COVERAGE: Applies to all respondents of working age in the UK.

NOTES: This variable replaces SCHM99.

On government schemes there are elements of both work experience with an employer and training. In general, persons on Employment schemes spend most of their time with an employer, while those on Training Courses spend most of their time at a College of Further Education or 'Training Centre'.

SCHM99 - Whether of Government employment or training schemes

- (1) UK aged 16-25, NI aged 16-21; Youth Training / YT / Youth Training Programme
- (2) Aged 18+; New Deal (including on the Gateway)
- (3) Training for Work [GB ONLY]
- (8) Action for Community Employment (ACE) [NI ONLY]
- (10) Job Skills [NI ONLY]
- (14) National Traineeship
- (50) Any other kind of scheme (excludes Enterprise Allowance Scheme)
- (66) None of these
- (97) Just 16 and no response this time

FREQUENCY: Each quarter from Spring 99 to Winter 03.

COVERAGE: Applies to all respondents of working age in the UK.

NOTES: This variable replaced SCH98B and ISC98B, combining the GB and NI questions into one. In addition to this combination, which means that some options are regionally specific, the 'Enterprise Ulster' option has been removed.

NDTYPE4 - New Deal participants

- (1) New Deal for Disabled people
- (3) New Deal for lone parents
- (4) New Deal for young people (AGED 16-24 ONLY)
- (5) New Deal for 25+ (AGED 25+ ONLY)
- (6) New Deal for 50+ (AGED 50+ ONLY)
- (7) New Deal for partners?
- (8) None of the above
- (9) Don't know

FREQUENCY: Each quarter from Spring 04

COVERAGE: Applies to all respondents on a New Deal scheme (SCHM04 = 2).

NOTES: This variable replaces NDTYPE. Options 4, 5, 6 and 7 are new.

NDTYPE - Identifies participants on New Deal specifically for either lone parents or the disabled

- (1) **The New Deal for the Disabled**
- (2) **On New Deal but not for the Disabled or Lone Parents**
- (3) **The New deal for Lone Parents**
- (7) **Or neither of the above**
- (9) **Don't know**

FREQUENCY: Each quarter from Spring 99 to Winter 03.

COVERAGE: Applies to all respondents on a New Deal scheme.

NOTES: This variable is used to identify those people on the New Deal schemes New Deal for Lone Parents or New Deal for the Disabled. This is done so that they can be filtered out of some subsequent questions since these New Deal schemes do not assign participants to the same range of options as other New Dealers. This group of New Deal participants proceed directly to the questions about work.

NEWDEA4 - Type of New Deal option

- (1) **Still on the Gateway or having advisory interviews**
- (3) **Working with an employer in the Public or Private sector**
- (4) **Working for the voluntary sector**
- (5) **Working for an environmental task force**
- (6) **In full time study on an approved course**
- (7) **Receiving help setting up as self-employed**
- (8) **Basic Employment Training (BET)**
- (9) **Education and Training Opportunities (ETO)**
- (19) **On the follow through scheme**
- (97) **Don't know**

FREQUENCY: Each quarter from Spring 04

COVERAGE: Applies to all respondents on a New Deal scheme (SCHM04 = 2).

NOTES: This variable replaces NEWDEAL.

NEWDEAL - New Deal option

- (1) **(Still) on the Gateway/having advisory interviews**
- (2) **New Deal for Lone Parents (Summer 98 to Winter 98/99 only)**
- (3) **Working for an employer in the public or private sector**
- (4) **Working for the voluntary sector**
- (5) **Working for an environmental task force**
- (6) **In full-time study on an approved course/**
- (7) **Receiving help setting up as self-employed**
- (19) **On the follow through scheme**
- (97) **Don't know**

FREQUENCY: Each quarter from Summer 98 to Winter 03.

COVERAGE: Applies to all respondents on New Deal aged 18 years and over.

NOTES: For more information about New Deal, see the May 1998 issue of *Labour Market Trends*.

TECLEC4 - On scheme run by a TEC or LEC

- (1) Programme funded by the Learning & Skills Councils (England) or National Council for Education & Learning in Wales
- (2) Scheme in Scotland run by a Local Enterprise Company (LEC)
- (3) Some other scheme

FREQUENCY: Each quarter from Spring 04

COVERAGE: Applies to all respondents on any other kind of government training scheme in GB only (SCHM04 = 50).

NOTES: This variable replaces TECLEC.

Training & Enterprise Councils (TECs) no longer exist and have been replaced by Learning Skills Councils who 'fund' programmes rather than run them.

TECLEC - Whether on scheme run by a TEC or a LEC

- (1) Scheme run in England/Wales by a Training and Enterprise Council (TEC)
- (2) Scheme run in Scotland by a Local Enterprise Company (LEC)
- (3) Some other scheme

FREQUENCY: Each quarter from Spring 92 to Winter 03.

COVERAGE: Applies to all men aged 16-64 and women aged 16-59 (- 62 from Spring 94) on any kind of scheme other than those listed in SCH98A. From Spring 99: Applies if GB and SCHM99 = 50

NOTES: TECs and LECs may run schemes with titles which are not standard ones in the SCHEME/SCH98A/SCHM99 variable. NI schemes are applicable to Spring quarters only from Spring 92-94, and in all quarters from Winter 94.

YTETMP - YT, ET, TEC schemes

- (1) With an employer providing work experience or practical training
- (2) On a project providing work experience or practical training (GB only)
- (3) College or training centre
- (4) Temporarily away from an employer or project
- (5) Temporarily away from a college or training centre
- (6) On the Gateway [only for Spring 98]

FREQUENCY: Each quarter from Spring 92

COVERAGE: Applies to all men aged 16-64 and women aged 16-59 (- 62 from Spring 94) on a YT, ET or TEC/LEC scheme. From Spring 99 includes those respondents doing NI ACE.

NOTES: If the respondent was both with an employer or on a project and at college or training centre in the reference week then they were coded as 'With an employer providing work experience or practical training' or 'On a project providing work experience or practical training' as appropriate. However, if the respondent spent most of the year with an employer but happened to spend all the reference week on block release at a college then they would have been coded as at 'College or Training Centre'. Northern Ireland schemes are applicable to Spring quarters only from Spring 92 – 94, and in all quarters from Winter 94.

YTETJB - Whether had paid job in addition to scheme

- (1) Yes
- (2) No

FREQUENCY: Each quarter from Spring 92

COVERAGE: Applies to all men aged 16-64 and women aged 16-59 (- 62 from Spring 94) on a government scheme or at college or at a training centre.

NOTES: Respondents with a paid job in addition to a place on a scheme are included in the 'Government employment & training programmes' category of economic activity, not as employees or self-employed.

NI schemes are applicable to Spring quarters only from Spring 92-94, and in all quarters from Winter 94.

MAIN JOB

WORKING IN REFERENCE WEEK

WRKING - Whether did paid work in reference week

- (1) Yes
- (2) No

FREQUENCY: Each quarter from Spring 92 (GB). Spring quarters only from Spring 92 to Spring 94 (NI). Each quarter from Winter 94

COVERAGE: Applies to all respondents 16+ not on a government training scheme, those on New Deal for lone parents/disabled, and men aged 65+ and women aged 63+ (SCHM04 = 66 OR TECLEC4 = 3 OR NDTYPE4 = 1 or 3 OR (SEX = 1 and AGE = 65+) OR (SEX = 2 and AGE = 63+)).

JBAWAY - Whether temporarily away from paid work

- (1) Yes
- (2) No
- (3) Waiting to take up new job/business already obtained

FREQUENCY: Each quarter from Spring 92

COVERAGE: Applies to all respondents who did no paid work in the reference week (WRKING = 2).

NOTES: People temporarily away from paid work are still defined as in employment.

OWNBUS - Whether doing unpaid work for own business

- (1) Yes
- (2) No

FREQUENCY: Each quarter from Spring 92

COVERAGE: Applies to all respondents doing unpaid work but not away from a job/business, or waiting to take up a new job/business already obtained in the reference week (JBAWAY = 2 or 3).

NOTES: The variables OWNBUS and RELBUS are used to identify unpaid family workers.

RELBUS - Whether doing unpaid work for relative's business

- (1) Yes
- (2) No

FREQUENCY: Each quarter from Spring 92

COVERAGE: Applies to all respondents doing unpaid work but not away from a job/business, or waiting to take up a new job/business already obtained but didn't work for own business in the reference week (OWNBUS = 2).

NOTES: The variables OWNBUS and RELBUS are used to identify unpaid family workers.

EVERWK - Ever had a paid job or place on scheme

- (1) Yes
- (2) No

FREQUENCY: Each quarter from Spring 92

COVERAGE: Applies to all respondents who did no paid or unpaid work in the reference week and were not away from any job or business in which they are employed or own (RELBUS = 2 or YTETJB = 2).

NOTES: This variable excludes casual and holiday jobs.

INDUSTRY CONVERSION VARIABLE

From the Winter 93/94 quarter the industrial coding classifications (SIC80) have been completely updated (SIC92). In order to maintain some continuity the variable SICMAIN is available on the Autumn 93 quarter to convert SIC80 1 digit codes to SIC92 1 digit codes and the variable SIC80M is available from the Winter 93 quarter onwards to convert SIC92 1 digit codes to SIC80 1 digit codes.

SIC80M - To compare SIC92 codes to SIC80 codes

- | | |
|------|---|
| (1) | 0: Agriculture, Forestry & fishing |
| (2) | 1: Energy & water supply |
| (3) | 2: Minerals, ores, metals & chemicals |
| (4) | 3: Metal goods, Engineering & vehicles |
| (5) | 4: Other manufacturing industries |
| (6) | 5: Construction |
| (7) | 6: Distribution, hotel & catering, repairs |
| (8) | 7: Transport & communication |
| (9) | 8: Banking, financial & business services |
| (10) | 9: Other services |
| (11) | 00: Diplomatic, international |
| (12) | Workplace outside UK |

FREQUENCY: Each quarter from Winter 93

COVERAGE: Applies to all respondents in employment other than those in college based schemes.

NOTES: This conversion variable gives reasonable comparisons, **not exact conversions**. SIC80M is derived using INDM92M. LFS User Guide Volume 5 (LFS Classifications) gives full industry breakdowns for both SIC80 & SIC92.

INDUSTRY SIC92

INDM92M - Industry in main job

Winter 93	
(001-458)	Range of industry codes
(460)	No answer, NA
(461)	Workplace outside UK
Spring 94 to Summer 94	
(001-458)	Range of industry codes
(460)	No answer, NA
(461)	Workplace outside UK
(462)	Does not apply
Autumn 94 onwards	
(001-458)	Range of industry codes
(459)	Inadequate description, No reply
(461)	Workplace outside UK

FREQUENCY: Each quarter from Winter 93

COVERAGE: Applies to all respondents in employment other than those on college based schemes.

NOTES: This variable is derived from STAT, EVERWK & ICDM. LFS User Guide Volume 5 (LFS Classifications) gives full industry breakdowns for both SIC80 & SIC92.

INDS92M - Industry division in main job

Spring 94 to Summer 94		Winter 93, Autumn 94 onwards	
(1)	A: Agriculture, hunting and forestry	(1)	A: Agriculture, hunting and forestry
(2)	B: Fishing	(2)	B: Fishing
(3)	C: Mining, quarrying	(3)	C: Mining, quarrying
(4)	D: Manufacturing	(4)	D: Manufacturing
(5)	E: Electricity, gas & water supply	(5)	E: Electricity, gas & water supply
(6)	F: Construction	(6)	F: Construction
(7)	G: Wholesale, retail & motor trade	(7)	G: Wholesale, retail & motor trade
(8)	H: Hotels & restaurants	(8)	H: Hotels & restaurants
(9)	I: Transport, storage & communication	(9)	I: Transport, storage & communication
(10)	J: Financial intermediation	(10)	J: Financial intermediation
(11)	K: Real estate, renting & business activities	(11)	K: Real estate, renting & business activities
(12)	L: Public administration & defence	(12)	L: Public administration & defence
(13)	M: Education	(13)	M: Education
(14)	N: Health & social work	(14)	N: Health & social work
(15)	O: Other community, social & personal	(15)	O: Other community, social & personal
(16)	P: Private households with employed persons	(16)	P: Private households with employed persons
(17)	Q: Extra-territorial organisations & bodies	(17)	Q: Extra-territorial organisations & bodies
(18)	NA, Inadequate description	(18)	NA, Inadequate description
(19)	Workplace outside UK	(19)	Workplace outside UK
(20)	Does not apply		

FREQUENCY: Each quarter from Winter 93

COVERAGE: Applies to all respondents in employment other than those on college based schemes.

NOTES: This variable is derived from INDM92M. LFS User Guide Volume 5 (LFS Classifications) gives full industry breakdowns for both SIC80 & SIC92.

INDD92M - Industry class in main job**Spring 94 to Summer 94**

(01-60)	Range of industry codes
(61)	NA, Inadequate description
(62)	Workplace outside UK
(63)	Does not apply

Winter 93, Autumn 94 onwards

(01-60)	Range of industry codes
(61)	NA, Inadequate description
(62)	Workplace outside UK

FREQUENCY: Each quarter from Winter 93

COVERAGE: Applies to all respondents in employment other than those on college based schemes.

NOTES: This variable is derived from INDM92M. LFS User Guide Volume 5 (LFS Classifications) gives full industry breakdowns for both SIC80 & SIC92.

INDG92M - Industry group in main job**Spring 94 to Summer 94**

(001-207)	Range of industry codes
(208)	NA, Inadequate description
(209)	Workplace outside UK
(210)	Does not apply

Winter 93, Autumn 94 onwards

(001-207)	Range of industry codes
(208)	NA, Inadequate description
(209)	Workplace outside UK

FREQUENCY: Each quarter from Winter 93

COVERAGE: Applies to all respondents in employment other than those on college based schemes.

NOTES: This variable is derived from INDM92M. LFS User Guide Volume 5 (LFS Classifications) gives full industry breakdowns for both SIC80 & SIC92.

INDSECT - Industry sectors in main job

(1)	A,B	Agriculture and fishing
(2)	C,E	Energy and water
(3)	D	Manufacturing
(4)	F	Construction
(5)	G,H	Distribution, hotels and restaurants
(6)	I	Transport and communication
(7)	J,K	Banking, finance and insurance
(8)	L,M,N	Public administration, education and health
(9)	O,P,Q	Other services
(10)		Workplace outside UK

FREQUENCY: Each quarter from Winter 95

COVERAGE: Applies to all respondents in employment other than those on college based schemes.

NOTES: This variable is derived from INDS92M.

PRIVATE OR PUBLIC SECTOR

For this survey, the public sector is defined as that owned, funded or run by central or local government, and the 'private' sector as everything else. The private sector includes:

- Public limited companies (PLC), companies that are quoted on the stock market and have shareholders.-
- Limited companies (Ltd). Small businesses often owned by one or more individuals. These may also be referred to as private limited companies.
- Self-employed individuals; sole traders, or owners of small shops or businesses.
- Charities, private trusts, housing associations or other voluntary organisations.
- Trade Unions (employees of).

Some respondents may not know whether their industry is in the 'public' or 'private' sector and, for certain types of activity, there may be no clear answer. The following guidelines are used to help sort out some common confusions.

Schools, depending on the type, may fall into one of several categories. For example:

a local authority school	SECTRO03 coded 4 at
an 'opted-out school'	SECTRO03 coded 5 (a FE college is also 5)
a private school	SECTRO03 coded 7

Most private schools (including so-called 'public schools') are charities.

Private contractors SECTOR coded 1 (this applies even if they work exclusively for the public sector, e.g. a cleaning firm, catering firm or freelance consultant working for a government department or local authority).

Self-employed individuals SECTOR coded 1.

Sole traders SECTOR coded 1.

Businesses owned by an individual SECTOR coded 1.

Doctors and dentists (and others working in their practices) are coded according to whether the practice is *mainly* NHS or private. (GPs are technically self-employed even when they work exclusively for the NHS but, for the purpose of this question, they are to be treated as working for the NHS if that is what they mainly do). This means:

mainly private work	SECTOR coded 1
mainly NHS work	SECTOR coded 2 and SECTRO03 coded 6 'Health authority or NHS Trust'
Private Hospital	SECTOR coded 1
Churches	SECTRO03 coded 9 'some other kind of organisation'.
Charities	SECTRO03 coded 7
Trade Unions	SECTRO03 coded 7

Government funded bodies and agencies SECTRO03 coded 3 'central government, civil service'. This includes the Benefits Agency, the Employment Service, Research Councils, the British Council, National Museums and Art Galleries, and prisons.

Armed forces were previously coded with 'central government, civil service'. From Spring 03 they have their own code 'SECTRO03 coded 8'.

Continued on next page...

Public bodies with a greater

degree of autonomy than the above SECTRO03 coded 2 'a nationalised industry or state corporation'. This includes Post Office, Royal Mint, British Rail, BBC, Audit Commission, Equal Opportunities Commission, Civil Aviation Authority

A private firm SECTOR coded 1

Deregulated bus service SECTRO03 coded 2

London Regional Transport and -
municipal bus companies are *public*
corporations

Magistrates Courts SECTRO03 coded 4 'local government or council'.

Probation Service SECTRO03 coded 4 'local government or council'

Training and Enterprise Councils (TECs) SECTOR coded 1 'private firm or business'.
and Local Enterprise Councils (LECs)

PUBLICR - Whether working in public or private sector (reported)

- (1) Private sector
- (2) Public sector

FREQUENCY: Each quarter from Autumn 93

COVERAGE: Applies to all respondents who are employees.

NOTES: With the removal of the Census Matrix Edit PUBLICR supersedes the variable PUBLIC.

This variable identifies the split between the public and private sector. This variable is derived from STATR, SECTOR, YTETMP & SECTRO03.

PUBLIC - Whether working in public or private sector

- (1) Private sector
- (2) Public sector

FREQUENCY: Spring quarters only from Spring 94 (on ONS datasets only)

COVERAGE: Applies to all respondents who are employees.

NOTES: This variable identifies the split between the public and private sector. This variable is only available on ONS datasets.

SECTOR - Whether working for private firm or business

Summer 93 to Winter 96

- (1) Private firm or business**
- (2) A limited company**
- (3) Some other kind of organisation**

Spring 97 onwards

- (1) A private firm or business or a limited company**
- (2) Some other kind of organisation**

FREQUENCY: Each quarter from Summer 93

COVERAGE: Applies to all respondents currently in work or on work training.

NOTES: This variable is used to help identify the split between public and private sector employment.

SECTRO03 - Type of non-private organisation

- (1) Public company, plc**
- (2) Nationalised industry or state corporation**
- (3) Central Government, Civil Service**
- (4) Local government or council (incl. police, fire services & local authority controlled schools or colleges)**
- (5) University or other grant funded educational establishment**
- (6) Health authority or NHS trust**
- (7) Charity, voluntary organisation or trust**
- (8) Armed forces**
- (9) Other kind of organisation**

FREQUENCY: Each quarter from Spring 03

COVERAGE: Applies to all respondents who don't work for a private firm or business or a limited company (SECTOR = 2).

NOTES: This variable replaces SECTRO.

This variable expands on 'Other kind of organisation' from SECTOR. It is one of the variables used to create a split between public & private sector employment (see PUBLIC). The aim is to get a split between the public & private sector; not necessarily an accurate split between each category listed. A small number of self-employed respondents get classified into categories of SECTRO03 which are public sector. However, they are classified correctly in PUBLIC as private sector.

'Codes 1 & 7 = Private and 2 to 6 & 8 & 9 = Public'.

ONS are interested in a more comprehensive measure of armed forces employees than provided by SOC2000. Hence, the answer category 'Armed forces', previously along with 'central government and the civil service' now appears as a separate category.

SECTRO - Types of non-private organisations

- (1) **Public company, plc**
- (2) **Nationalised industry or state corporation**
- (3) **Central government, Civil Service, armed forces**
- (4) **Local government or council (inc police, fire services & local authority controlled schools or colleges)**
- (5) **University, Polytechnic or other grant funded educational establishment**
- (6) **Health authority or NHS trust**
- (7) **Charity, voluntary organisation or trust**
- (8) **Other kind of organisation**

FREQUENCY: Each quarter from Summer 93 to Winter 02.

COVERAGE: Applies to all respondents in employment.

NOTES: This variable is replaced by SECTRO03. The notes in SECTRO03 also apply to this variable.

OCCUPATION

SOCMAIN - Occupation in main job

(100-999) Range of occupation codes

FREQUENCY: Each quarter from Spring 92 to Winter 2000. Each quarter from Spring 01 to Winter 03 (on ONS datasets only).

COVERAGE: Applies to all respondents in employment other than those on college based schemes.

NOTES: This variable is derived from STAT, EVERWK & OCOD.

LFS User Guide Volume 5 (LFS Classifications) gives a full occupation breakdown.

From Autumn 92 to Spring 99 inclusive, the row '304 Civil engineers' has been incorrectly labelled as '302 Civil engineers'.

SOC2KM - Occupation (main job)

(1111-9259) Range of occupation codes

FREQUENCY: Each quarter from Spring 01

COVERAGE: Applies to all respondents in employment other than those on college based schemes.

NOTES: This variable replaces SOCMAIN and is derived from STAT, EVERWK & OCOD2KM.

LFS User Guide Volume 5 (LFS Classifications) gives a complete breakdown of occupation codes.

The new SOC2000 variables were introduced into the Labour Force Survey in Spring 2001, because SOC90 became outdated. The extensive revisions to the Standard Occupational Classification (SOC) include a tighter definition of managerial occupations and moving many job titles between major groups to reflect the repositioning of certain jobs. New occupations have been introduced in the fields of computing, environment and conservation and customer service occupations. Most of the major groups have been re-named and all have a different composition in terms of job titles compared with their SOC90 counterparts. There is no exact correspondence between SOC90 and SOC2000 at any level.

SC2KMMJ - Major occupation group (main job)

- (1) **Managers and Senior Officials**
- (2) **Professional occupations**
- (3) **Associate Professional and Technical**
- (4) **Administrative and Secretarial**
- (5) **Skilled Trades Occupations**
- (6) **Personal Service Occupations**
- (7) **Sales and Customer Service Occupations**
- (8) **Process, Plant and Machine Operatives**
- (9) **Elementary Occupations**

FREQUENCY: Each quarter from Spring 01

COVERAGE: Applies to all respondents in employment other than those on college based schemes.

NOTES: This variable replaces SOCMAJM and is derived from SOC2KM.

LFS User Guide Volume 5 (LFS Classifications) gives a complete breakdown of occupation codes.

SC2KMMN - Minor occupation group (main job)

(111-999) Range of Occupation Codes

FREQUENCY: Each quarter from Spring 01

COVERAGE: Applies to all respondents in employment other than those on college based schemes.

NOTES: This variable replaces SOCMINM and is derived from SOC2KM.

LFS User Guide Volume 5 (LFS Classifications) gives a complete breakdown of occupation codes.

EMPLOYMENT STATUS

STAT - Employment status

- (1) **Employee**
- (2) **Self-employed**
- (3) **Government scheme**
- (4) **Unpaid family worker**

FREQUENCY: Spring quarters only from Spring 92 (on ONS datasets only)

COVERAGE: Applies to all respondents.

NOTES: This variable is only available on ONS datasets.

Professional partnerships e.g. doctors, lawyers etc may work in partnerships and are considered as self-employed. GP's working for the NHS are coded self-employed.

STATR - Employment status in main job (reported)

- (1) **Employee**
- (2) **Self employed**
- (3) **Government scheme**
- (4) **Unpaid family worker**

FREQUENCY: Each quarter from Spring 92

COVERAGE: Applies to all respondents.

NOTES: With the removal of the Census Matrix Edit STATR supersedes the variable NSTAT. The filter EVERWK = -9 is applied to the questionnaire variable STAT to distinguish between current/last job. STATR is employment status in current job as reported. STATLR is employment status in last job as reported.

NSTAT - Employment status in main job

- (1) **Employee**
- (2) **Self employed**
- (3) **Government scheme**
- (4) **Unpaid family worker**

FREQUENCY: Spring quarters only from Spring 92 (on ONS datasets only)

COVERAGE: Applies to all respondents.

NOTES: This variable is only available on ONS datasets.

NSTAT is the same as STAT, except it has been processed through the Census Matrix Edit which checks the respondents occupation and their employment status for inconsistencies.

PDWAGE - Whether paid a salary or wage by an employer

- (1) **Yes**
- (2) **No**

FREQUENCY: Each quarter from Spring 99

COVERAGE: Applies to all respondents who are employees (STAT = 1).

SELF(1-4) - Other methods of payment aside from receiving a salary or wage direct from an employer

- (1) Paid a salary or a wage by an agency
- (2) A sole director of your own limited business
- (3) Running a business or a professional practice
- (4) A partner in a business or a professional practice
- (5) Working for yourself
- (6) A sub-contractor
- (7) Doing free-lance work
- (8) None of the above

FREQUENCY: Each quarter from Spring 99

COVERAGE: Applies to all respondents who are self employed or those not directly paid by their employers (STAT = 2 OR PDWAGE = 2).

In SuperCROSS an additional variable called SELFM is available. See note on page 2 for more information on SuperCROSS variables.

SUPVIS - Responsible for supervising

- (1) Yes
- (2) No

FREQUENCY: Each quarter from Spring 01

COVERAGE: Applies to all respondents who are employees (STAT = 1).

MANAGER - Managerial status (reported)

- (1) Manager
- (2) Foreman or supervisor
- (3) Not manager or supervisor

FREQUENCY: Each quarter from Spring 92

COVERAGE: Applies to all respondents who are employees (STAT = 1).

NOTES: MANAGER is analogous to NMANAGE with the employment edit removed. MANAGER supersedes the variables MANAGE & NMANAGE. The filter EVERWK = -9 is applied to the questionnaire variable MANAGE to distinguish between current/last job. MANAGER is managerial status in current job as reported. MANAGLR is managerial status in last job as reported.

If respondents have both managerial and supervisory duties then their main duty is recorded.

MANAGE - Managerial duties or supervising

- (1) **Manager**
- (2) **Foreman or supervisor**
- (3) **Not manager or supervisor**

FREQUENCY: Each quarter from Spring 92 (on ONS datasets only)

COVERAGE: Applies to all respondents who are employees (STAT = 1).

NOTES: This variable is only available on ONS datasets.

From Spring 92 to Winter 00, this variable was called NMANAGE. NMANAGE was processed through the Census Matrix Edit which checks the respondents occupation and their employment status for inconsistencies. With the removal of the edit MANAGER supersedes both the variables NMANAGE & MANAGE.

MPNR02 - Number of employees at workplace (reported)

- (1) **1-10**
- (2) **11-19**
- (3) **20-24**
- (4) **Don't know but under 25**
- (5) **25-49**
- (6) **50-249**
- (7) **250-499**
- (8) **Don't know but between 50 and 499**
- (9) **500 or more**

FREQUENCY: Each quarter from Spring 02

COVERAGE: Applies to all respondents currently in work or who have worked in the last 8 years.

NOTES: With the removal of the Census Matrix Edit MPNR02 supersedes the variables MPNE02 & MPNS02. This variable is derived from EVERWK, STAT & SOLO. The filter EVERWK = -9 is applied to the questionnaire variables MPNO & MPN to distinguish between current/last job. MPNR02 is number of employees in current job as reported. MPNLR02 is number of employees in last job as reported.

This variable refers to the total number of employees at the respondent's workplace, not just the particular section/department. People employed by employment services who may work during the course of a week at a number of locations are required to refer to the place where they worked the longest number of hours during the reference week.

MPNE02 - How many employees at work

- (1) 1-10
- (2) 11-19
- (3) 20-24
- (4) Don't know but under 25
- (5) 25-49
- (6) 50-249
- (7) 250-499
- (8) Don't know but between 50 and 499
- (9) 500 or more

FREQUENCY: Spring quarters only from Spring 02 (on ONS datasets only)

COVERAGE: Applies to all respondents who are working, but not self-employed (STAT = 1, 3 or 4).

NOTES: This variable is only available on ONS datasets.

With the removal of the Census Matrix Edit MPNR02 supersedes the variables MPNE02 & MPNS02.

The notes for MPNR02 also apply to this variable.

SOLOR - Self-employed with or without employees (reported)

- (1) On own, with partner(s) but no employees
- (2) With employees

FREQUENCY: Each quarter from Spring 92

COVERAGE: Applies to all respondents currently in work or who have worked in the last 8 years.

NOTES: With the removal of the Census Matrix Edit SOLOR supersedes the variables NSOLO & SOLO. The filter EVERWK = -9 is applied to the questionnaire variable SOLO to distinguish between current/last job. SOLOR is whether self-employed with/without employee in current job as reported. SOLOLR is whether self-employed with/without employee in last job as reported.

Self-employed people who use only other self-employed people in the business they run (e.g. builders) are coded 1.

SOLO - Working alone or employees

- (1) Alone or with partner(s) no employees
- (2) With employees

FREQUENCY: Each quarter from Spring 92 (on ONS datasets only)

COVERAGE: Applies to all respondents who are self-employed (STAT = 2).

NOTES: This variable is only variable on ONS datasets.

From Spring 92 to Winter 00, this variable was called NSOLO. NSOLO was processed through the Census Matrix Edit which checks the respondents occupation and their employment status for inconsistencies. With the removal of the edit SOLOR supersedes both the variables NSOLO & SOLO.

MPNS02 - How many (s)he employed

- (1) 1-10
- (2) 11-19
- (3) 20-24
- (4) Don't know but under 25
- (5) 25-49
- (6) 50-249
- (7) 250-499
- (8) Don't know but between 50 and 499
- (9) 500 or more

FREQUENCY: Spring quarters only from Spring 02 (on ONS datasets only)

COVERAGE: Applies to all respondents who are self-employed and have employees (SOLO = 2).

NOTES: This variable is only available on ONS datasets.

With the removal of the Census Matrix Edit MPNR02 supersedes the variables MPNE02 & MPNS02.

The notes for MPNR02 also apply to this variable.

ONETEN - Number (1 - 10) of employees working for self employed person

- (1) 1 employee
- (2) 2 employees
- (3) 3 employees
- (4) 4 employees
- (5) 5 employees
- (6) 6 employees
- (7) 7 employees
- (8) 8 employees
- (9) 9 employees
- (10) 10 employees

FREQUENCY: Each quarter from Spring 92 to Winter 97. Spring quarters only from Spring 98 to Spring 2000. Each quarter from Spring 01

COVERAGE: Applies to all respondents who work with between 1 and 10 other employees.

NOTES: When running tabulations with this variable it is advisable to filter on 'INECACR = 2 (Self employed)' to ensure accuracy.

OTHWP - Whether employer has any other workplaces in the UK (apart from the one the respondent actually works at)

- (1) Yes
- (2) No

FREQUENCY: Each quarter from Spring 2000 to Winter 2000 (on ONS datasets only). Each quarter from Spring 01 to Winter 03.

COVERAGE: Applies to all respondents who are employees, those on government schemes and unpaid family workers.

OTWPNO2 - Number of employees in total in the UK

- (1) 1-49
- (2) 50-249
- (3) 250-499
- (4) 500 or more
- (5) Don't know but over 50

FREQUENCY: Each quarter from Spring 02 to Winter 03.

COVERAGE: Applies to all respondents whose employer has other workplaces in the UK (OTHWP=1).

NOTES: This variable replaces OTHWPNO. The response categories have changed and become more complex as the needs of users of the data vary.

OMCONT - Whether owns business or has a controlling interest in company worked for

- (1) Yes
- (2) No

FREQUENCY: Spring quarters only from Spring 95 to Spring 04. Spring quarters only (every 2nd year) from Spring 06

COVERAGE: Applies to all respondents employed as managers with private companies or self-employed (SECTOR = 1 or SECTRO3 = 1 and MANAGE = 1 or STAT = 2).

NOTES: This question is only asked in the Spring quarter every 2 years e.g. 2004, 2006 etc.

OMROLE - Whether having authority to hire or dismiss employees

- (1) Yes
- (2) No

FREQUENCY: Spring quarters only from Spring 95 to Spring 04. Spring quarters only (every 2nd year) from Spring 06

COVERAGE: Applies to all respondents who have a controlling interest in the company they work for (OMCONT = 1).

NOTES: This question is only asked in the Spring quarter every 2 years e.g. 2004, 2006 etc.

NOCUST - Number of customers which a self employed respondent has

- (1) One
- (2) More than one
- (3) Don't know

FREQUENCY: Spring quarters only from Spring 99

COVERAGE: Applies to all respondents who are self employed (STAT = 2).

FTPTW - Whether working full or part time (employees and self employed people only)

- (1) **Part-time - student**
- (2) **Part-time - ill or disabled**
- (3) **Part-time - could not find full-time job**
- (4) **Part-time - did not want full-time job**
- (5) **Part-time - no reason given**
- (6) **Full-time**

FREQUENCY: Each quarter from Spring 92

COVERAGE: Applies to all respondents who are employees or self employed.

NOTES: This variable is derived from AGE, WRKING, FTPTWK, YPTJOB, NEWDEA4, YTETMP & JBAWAY.

Unpaid family workers are not included in this variable but are included in FTPTWK.

FTPT - Whether working full or part time

- (1) **Full time**
- (2) **Part time**
- (3) **New Deal Full time (From Summer 98)**
- (4) **New Deal Part time (From Summer 98)**

FREQUENCY: Each quarter from Spring 92

COVERAGE: Applies to all respondents aged 16+ who are in employment.

NOTES: From Summer 98 FTPT includes those on New Deal. See NEWDEA4 for further information.

This variable is derived from AGE, WRKING, JBAWAY, OWNBUS, RELBUS, NEWDEA4, YTETMP, YPTJOB & FTPTWK. FTPT differs from FTPTWK in that it includes only those in employment whilst FTPTWK also includes those who are unemployed but have had a job in the last 8 years.

FTPTWK - Whether full or part time in main job

- (1) **Full-time**
- (2) **Part-time**

FREQUENCY: Each quarter from Spring 92

COVERAGE: Applies to all respondents who are employees, self-employed, and unpaid family workers plus those on work-based government training schemes, plus those currently unemployed or inactive who have had a previous job within the last 8 years.

NOTES: This variable can be used to identify full or part time employment for a previous job if left within the last 8 years for currently unemployed or inactive people, as well as for a current job. You should filter the economic category required. FTPTWK does not cover people on schemes.

YPTJOB - Reason for part time job

- (1) **Student/still at school**
- (2) **Ill/disabled**
- (3) **Could not find full-time job**
- (4) **Did not want full-time job**

FREQUENCY: Each quarter from Spring 92

COVERAGE: Applies to all respondents who are currently working part time or worked part time in their last job if held during the last 8 years (FTPTWK = 2).

NOTES: The interviewer accepts the first response that applies. This question was not asked in Northern Ireland in 1993, so data for all quarters in 1993 are GB only.

YNOTFT - Reason not wanting full time job

- (1) **Financially secure, but work because wanted to**
- (2) **Earn enough working part time**
- (3) **Want to spend more time with family**
- (4) **Have domestic commitments which prevent full time working**
- (5) **There are insufficient childcare facilities available**
- (6) **Another reason**

FREQUENCY: Autumn quarters only from Autumn 94 to Autumn 99. Spring and Autumn quarters from Spring 01

COVERAGE: Applies to all respondents who did not want a full time job (YPTJOB = 4).

NOTES: The interviewer accepts the first response that applies.

YPTCIA - Reason part-time work

- (1) **Looking after children**
- (2) **Looking after incapacitated adult**
- (3) **Some other reason**

FREQUENCY: Spring and Autumn quarters only from Spring 01

COVERAGE: Applies to all respondents who don't want a full-time job because they want to spend more time with their family, have domestic commitments or some other reason (YNOTFT = 3, 4, or 6).

WKPART1 - Different from full-time work pattern

- (1) **Work shorter days and fewer days per week**
- (2) **Work fewer days per week**
- (3) **Work half a day less per week**
- (4) **Work shorter days**
- (5) **Work one week in two**
- (6) **Non of these**

FREQUENCY: Spring quarters only from Spring 04

COVERAGE: Applies to all respondents who work part-time (FTPTWK = 2).

JOBTYP - Whether job permanent

- (1) **Permanent**
- (2) **Not permanent in some way**

FREQUENCY: Each quarter from Spring 92

COVERAGE: Applies to all respondents who are employees.

NOTES: The permanency of a job relates to the job itself, not the respondent's intentions about that job.

JOBTMP - Reason for job not being permanent

- (1) **Seasonal work**
- (2) **Done under contract for a fixed period, fixed task**
- (3) **Agency temping**
- (4) **Casual type of work**
- (5) **Some other reason for not being permanent**

FREQUENCY: Each quarter from Spring 92

COVERAGE: Applies to all respondents who are said their job was not permanent in some way (JOB TYP = 2).

NOTES: The permanency of a job relates to the job itself, not the respondent's intentions about that job.

WHYTMP - Reason for taking non-permanent job

- (1) **Contract which includes period of training**
- (2) **Could not find a permanent job**
- (3) **Did not want a permanent job**
- (4) **Some other reason**

FREQUENCY: Each quarter from Spring 92

COVERAGE: Applies to all respondents who said their job was not permanent in some way (JOB TYP = 2).

NOTES: The permanency of a job relates to the job itself, not the respondent's intentions about that job. The interviewer accepts the first response that applies.

TEMLEN - Length of non-permanent job

- (1) Less than 1 month
- (2) 1 month but less than 3 months
- (3) 3 months but less than 6 months
- (4) 6 months but less than 12 months
- (5) 12 months but less than 18 months
- (6) 18 months but less than 2 years
- (7) 2 years but less than 3 years
- (8) 3 years but less than 4 years
- (9) 4 years but less than 5 years
- (10) 5 years or more
- (11) Time not fixed yet

FREQUENCY: Spring quarters only from Spring 92

COVERAGE: Applies to all respondents who said their job was not permanent in some way (JOBTYPE = 2).

NOTES: This variable details the total duration of the temporary job, not just up to the time of the interview.

RESTEMR - Reason job is temporary (reported)

- (1) Permanent
- (2) Seasonal job: includes training periods
- (3) Seasonal job: could not find permanent job
- (4) Seasonal job: did not want permanent job
- (5) Seasonal job: other reason
- (6) Seasonal job: no reason given
- (7) Fixed contract: includes training period
- (8) Fixed contract: could not find permanent job
- (9) Fixed contract: did not want permanent job
- (10) Fixed contract: other reason
- (11) Fixed contract: no reason given
- (12) Agency temp: includes training period
- (13) Agency temp: could not find permanent job
- (14) Agency temp: did not want permanent job
- (15) Agency temp: other reason
- (16) Agency temp: no reason given
- (17) Casual: includes training period
- (18) Casual: could not find permanent job
- (19) Casual: did not want permanent job
- (20) Casual: other reason
- (21) Casual: no reason given
- (22) Other temp: includes training period
- (23) Other temp: could not find permanent job
- (24) Other temp: did not want permanent job
- (25) Other temp: other reason
- (26) Other temp: no reason given
- (27) Type of temporary job not stated

FREQUENCY: Each quarter from Spring 92

COVERAGE: Applies to all respondents who are employees in a job which is not permanent.

NOTES: RESTEMR is analogous to RESTEM with the employment edit removed.

This variable is derived from STATR, JOBTYP, WHYTMP & JOBTMP.

RESTEM - Reason job is temporary

- (1) Permanent
- (2) Seasonal job: includes training periods
- (3) Seasonal job: could not find permanent job
- (4) Seasonal job: did not want permanent job
- (5) Seasonal job: other reason
- (6) Seasonal job: no reason given
- (7) Fixed contract: includes training period
- (8) Fixed contract: could not find permanent job
- (9) Fixed contract: did not want permanent job
- (10) Fixed contract: other reason
- (11) Fixed contract: no reason given
- (12) Agency temp: includes training period
- (13) Agency temp: could not find permanent job
- (14) Agency temp: did not want permanent job
- (15) Agency temp: other reason
- (16) Agency temp: no reason given
- (17) Casual: includes training period
- (18) Casual: could not find permanent job
- (19) Casual: did not want permanent job
- (20) Casual: other reason
- (21) Casual: no reason given
- (22) Other temp: includes training period
- (23) Other temp: could not find permanent job
- (24) Other temp: did not want permanent job
- (25) Other temp: other reason
- (26) Other temp: no reason given
- (27) Type of temporary job not stated

FREQUENCY: Spring quarters only from Spring 92 (on ONS datasets only)

COVERAGE: Applies to all respondents who are employees in a job which is not permanent.

NOTES: This variable is only available on ONS datasets.

With the removal of the Census Matrix Edit RESTEMR supersedes the variable RESTEM.

NSECM - NS-SEC category (main job)

- (1.0) Employers in large organisations
- (2.0) Higher managerial occupations
- (3.1) Higher professional traditional employee
- (3.2) Higher professional new employee
- (3.3) Higher professional traditional self emp
- (3.4) Higher professional new self emp
- (4.1) Lower professional traditional employee
- (4.2) Lower professional new employee
- (4.3) Lower professional traditional self emp
- (4.4) Lower professional new self emp
- (5.0) Lower managerial occupations
- (6.0) Higher supervisory occupations
- (7.1) Intermediate clerical and administrative
- (7.2) Intermediate sales and service
- (7.3) Intermediate technical and auxiliary
- (7.4) Intermediate engineering
- (8.1) Employers in small orgs non-professional
- (8.2) Employers in small orgs agriculture
- (9.1) Own account workers non professional
- (9.2) Own account workers agriculture
- (10.0) Lower supervisory occupations
- (11.1) Lower technical craft
- (11.2) Lower technical process operative
- (12.1) Semi routine sales
- (12.2) Semi routine services
- (12.3) Semi routine technical
- (12.4) Semi routine operative
- (12.5) Semi routine agricultural
- (12.6) Semi routine clerical
- (12.7) Semi routine childcare
- (13.1) Routine sales and service
- (13.2) Routine production
- (13.3) Routine technical
- (13.4) Routine operative
- (13.5) Routine agricultural
- (14.1) Never worked
- (14.2) Long-term unemployed
- (15.0) Full-time students
- (16.0) Not classified or inadequately stated
- (17.0) Not classifiable for other reasons

FREQUENCY: Each quarter from Spring 01

COVERAGE: Applies to all respondents aged 16+.

NOTES: The National Statistics Socio-Economic Classification (NS-SEC) is an occupationally based classification designed to categorise the whole adult population. It replaces Social Class based on Occupation (SC, formerly) Registrar General's Social Class) and Socio-Economic Groups (SEG). The information required to create the NS-SEC is occupation coded to the unit groups (OUG) of the Standard Occupational Classification 2000 (SOC2000) and details of employment status (whether an employer, self-employed or employee; whether a supervisor; number of employees at the workplace). The fourteen functional and three residual operational categories of NSECM can be nested into the eight analytic categories of NSECMMJ. LFS derivation of major groups allocates NS-SEC categories 14 to 17 to NSECMMJ 8. The three residual categories 15, 16 and 17 are excluded in some other surveys and therefore LFS NS-SEC major group 8 may not be comparable with the same group derived by other surveys. For more information on the NS-SEC go to www.statistics.gov.uk

NSECMMJ - NS-SEC class (main job)

- (1) Higher managerial and professional
- (2) Lower managerial and professional
- (3) Intermediate occupations
- (4) Small employers and own account workers
- (5) Lower supervisory and technical
- (6) Semi-routine occupations
- (7) Routine occupations
- (8) Never worked, unemployed, and nec

FREQUENCY: Each quarter from Spring 01

COVERAGE: Applies to all respondents aged 16+.

NOTES: The fourteen functional and three residual operational categories of NSECM can be nested into the eight analytic categories of NSECMMJ. LFS derivation of major groups allocates NS-SEC categories 14 to 17 to NSECMMJ 8. The three residual categories 15, 16 and 17 are excluded in some other surveys and therefore LFS NS-SEC major group 8 may not be comparable with the same group derived by other surveys. For more information on the NS-SEC go to www.statistics.gov.uk

CURRENT EMPLOYMENT

EMPMON - Months continuously employed

Number of months

FREQUENCY: Each quarter from Spring 92 to Spring 93 (on ONS datasets only) Each quarter from Summer 93

COVERAGE: Applies to all respondents in employment (excluding college based schemes).

NOTES: This variable is derived from AGE, JBAWAY, NEWDEA4, CONMON, CONMPY, CONSEY, WRKING, OWNBUS, RELBUS, YTETMP, STAT, REFWKY & REFWKM.

EMPLEN - Length of time continuously employed

- (1) **Less than 3 months**
- (2) **Between 3 and 6 months**
- (3) **Between 6 and 12 months**
- (4) **Between 1 and 2 years**
- (5) **Between 2 and 5 years**
- (6) **Between 5 and 10 years**
- (7) **Between 10 and 20 years**
- (8) **20 years or more**

FREQUENCY: Each quarter from Spring 92 to Spring 93 (on ONS datasets only) Each quarter from Summer 93

COVERAGE: Applies to all respondents in employment (excluding college based schemes).

NOTES: This variable is derived from CONMON, CONMPY, CONSEY, REFWKY & REFWKM.

CONMPY - Year started working with current employer

Year (last 2 digits)

FREQUENCY: Each quarter from Spring 92

COVERAGE: Applies to all respondents who are employees, those on Government schemes or persons doing unpaid work for a relative's business (STAT = 1 or 3 OR RELBUS = 1 AND EVERWK = -9).

CONSEY - Year started as continuously self employed

Year (last 2 digits) from Spring 98 (4 digits)

FREQUENCY: Each quarter from Spring 92

COVERAGE: Applies to all respondents who are self employed or doing unpaid work for their own business (STAT = 2 OR OWNBUS = 1 AND EVERWK = -9).

COMMON - Month started current job

- (1) January
- (2) February
- (3) March
- (4) April
- (5) May
- (6) June
- (7) July
- (8) August
- (9) September
- (10) October
- (11) November
- (12) December

FREQUENCY: Each quarter from Spring 92

COVERAGE: Applies to all respondents who started work in the last 8 years, except unpaid family workers (CONMPY = < 8 or CONSEY = < 8).

HOWGET - How current job was obtained

From Spring 92 to Autumn 94

- (1) Replying to a job advertisement
- (2) Jobcentre, jobmarket etc.
- (3) Careers Office
- (4) Private employment agency or business
- (5) Hearing from someone who worked there
- (6) Direct application
- (7) Some other way

Winter 94 onwards

- (1) Replying to a job advertisement
- (2) Jobcentre, jobmarket etc
- (3) Careers office
- (4) Jobclub
- (5) Private employment agency or business
- (6) Hearing from someone who worked there
- (7) Direct application
- (8) Some other way

FREQUENCY: Each quarter from Spring 92

COVERAGE: Applies to all respondents who are employees and people on government schemes who have been with their current employer for three months or less (STAT = 1 or 3).

NOTES: From Winter 94 the category (4) Jobclub has been added.

TMPPAY - Who paid for temporary work

- (1) By the people you actually did it for
- (2) By the private employment agency/business

FREQUENCY: Each quarter from Spring 92 to Winter 94. Winter quarters only from Winter 95

COVERAGE: Applies to all respondents who obtained work through a private employment agency (HOWGET = 5).

REDUNDANCY WITHIN LAST 3 MONTHS

REDUND - Whether made redundant in last three months

- (1) **Made redundant**
- (2) **Not made redundant**

FREQUENCY: Each quarter from Spring 92

COVERAGE: Applies to all respondents aged 16+.

NOTES: This variable combines all the questionnaire variables and should be used in all analysis of redundancies.

This variable is derived from AGE, EVERWK, REFWKY, LEFTYR, REFWKM, LEFTM, REDYLFT, REDANY, CONMPY, COMMON, CONSEY & REDPAID.

Changes have made to the derivation of REDUND in the LFS. It now covers the number of people who were not in employment during the reference week and who reported that they had been made redundant in the month of the reference week or in the two calendar months prior to this; plus the number of people who were in employment during the reference week who started their job in the same calendar month as, or the two calendar months prior to, the reference week, and who reported that they had been made redundant in the past three months.

See article on p225-229 of the May 2000 *Labour Market Trends* for further details.

REDPAID - Left paid job in last 3 months

- (1) **Yes**
- (2) **No**

FREQUENCY: Each quarter from Spring 95

COVERAGE: Applies to all respondents in employment who started present job in last 3 months.

NOTES: If analysing data on redundancies made in the last three months, you should also filter on the variable REDUND = 1 (made redundant).

REDYLFT - Reason left last job

- (1) **Dismissed**
- (2) **Made redundant/took voluntary redundancy**
- (3) **Temporary job finished**
- (4) **Resigned**
- (5) **Gave up work for health reasons**
- (6) **Took early retirement**
- (7) **Retired (at or after statutory retirement age)**
- (8) **Gave up for family or personal reasons**
- (9) **Other reason**

FREQUENCY: Each quarter from Spring 95

COVERAGE: Applies to all respondents who left paid job in last 3 months or not working and left job in 8 years before reference week (REDPAID = 1 OR YLESS <=8).

NOTES: If analysing data on redundancies made in the last three months, you should also filter on the variable REDUND = 1 (made redundant).

REDANY - Whether made redundant from any other job in last 3 months

- (1) Yes
- (2) No

FREQUENCY: Each quarter from Spring 95

COVERAGE: Applies to all respondents who left last paid job in last 3 months (REDYLFT = 1, 3, 4, 5, 6, 7, 8 or 9 AND REDPAID = 1).

NOTES: If analysing data on redundancies made in the last three months, you should also filter on the variable REDUND = 1 (made redundant).

REDSTAT - Status in job (made redundant from)

- (1) Working as employee
- (2) Self employed

FREQUENCY: Each quarter from Spring 95

COVERAGE: Applies to all respondents who were made redundant from last job (REDYLFT = 2 AND REDPAID = 1) OR REDANY = 1).

NOTES: If analysing data on redundancies made in the last three months, you should also filter on the variable REDUND = 1 (made redundant).

REDCLOS - Reason for leaving job left in last three months

- (1) Closing down
- (2) Cutting back on staff
- (3) Other reason

FREQUENCY: Each quarter from Spring 95

COVERAGE: Applies to all respondents who were made redundant from last job (REDYLFT = 2 AND REDPAID = 1) OR REDANY = 1).

NOTES: If analysing data on redundancies made in the last three months, you should also filter on the variable REDUND = 1 (made redundant).

REDP(1-3) - Type of payment received

- (1) Redundancy pay
- (2) Pay in lieu of notice
- (3) Some other kind of payment
- (4) No payment

FREQUENCY: Each quarter from Spring 95

COVERAGE: Applies to all respondents who were made redundant from last job (REDYLFT = 2 AND REDPAID = 1) OR REDANY = 1).

NOTES: If analysing data on redundancies made in the last three months, you should also filter on the variable REDUND = 1 (made redundant).

This variable was coded as REDP(0-3) from Spring 95 to Winter 96.

In SuperCROSS an additional variable called REDPM is available. See note on page 2 for more information on SuperCROSS variables.

REDIND - Whether industry made redundant from is same as previously stated

- (1) Yes
- (2) No

FREQUENCY: Each quarter from Spring 95

COVERAGE: Applies to all respondents who were made redundant from last job (REDPAID = 1 AND REDYLFT = 2) OR REDANY = 1)).

NOTES: Assumes industry is that described at INDT.

If analysing data on redundancies made in the last three months, you should also filter on the variable REDUND = 1 (made redundant).

REDOCC - Whether occupation made redundant from is same as previously stated

- (1) Yes
- (2) No

FREQUENCY: Each quarter from Spring 95

COVERAGE: Applies to all respondents who were made redundant from last job (REDPAID = 1 AND REDYLFT = 2) OR REDANY = 1)).

NOTES: Assumes occupation is that described at OCCT.

If analysing data on redundancies made in the last three months, you should also filter on the variable REDUND = 1 (made redundant).

REDSUPV - Supervisory responsibility

- (1) Yes
- (2) No

FREQUENCY: Each quarter from Spring 01

COVERAGE: Applies to all respondents who are employees who have been made redundant from a job during the three months before interview (STAT = 1).

REDMNGE - Managerial duties (redundant)

- (1) Manager
- (2) Foreman or supervisor
- (3) Not manager or supervisor

FREQUENCY: Each quarter from Spring 01

COVERAGE: Applies to all respondents who are employees who have been made redundant from a job during the three months before interview (STAT = 1).

NOTES: If respondents have both managerial and supervisory duties then their main duty is recorded.

RDMPNO2 - Number of employees at work (redundant)

- (1) 1-10
- (2) 11-19
- (3) 20-24
- (4) Don't know but under 25
- (5) 25-49
- (6) 50-249
- (7) 250-499
- (8) Don't know but between 50 and 499
- (9) 500 or more

FREQUENCY: Each quarter from Spring 02

COVERAGE: Applies to all respondents who are employees who have been made redundant from a job during the three months before interview (STAT = 1).

NOTES: This variable replaces REDMPNO. This variable records the total number of employees at the respondent's workplace, not just the number employed within the particular section or department he/she works in.

REDSOLO - Work alone or employees

- (1) Alone or with partner(s) but not employee
- (2) With employees

FREQUENCY: Each quarter from Spring 01

COVERAGE: Applies to all respondents who are self-employed and have been made redundant from a job during the three months before interview (STAT = 2).

NOTES: Self-employed people who use only other self-employed people in the business they run are coded 1.

REDMPN2 - Number (s)he employed

- (1) 1-10
- (2) 11-19
- (3) 20-24
- (4) Don't know but under 25
- (5) 25-49
- (6) 50-249
- (7) 250-499
- (8) Don't know but between 50 and 499
- (9) 500 or more

FREQUENCY: Each quarter from Spring 02

COVERAGE: Applies to all respondents who are self-employed and have been made redundant from a job during the three months before interview (STAT = 2).

NOTES: This variable replaces REDMPN. This variable records the total number of employees at the respondent's workplace, not just the number employed within the particular section or department he/she works in.

RDIC92 - Industry made redundant from

(001-458)	Range of industry codes
(459)	Inadequate description, No reply
(461)	Workplace outside UK

FREQUENCY: Each quarter from Spring 97

COVERAGE: Applies to all respondents whose present industry is different to job where made redundant (REDIND = 2).

NOTES: LFS User Guide Volume 5 (LFS Classifications) gives a full breakdown of industry coding.

REDINDYR - Industry made redundant from (reported)

(1)	A-B: Agriculture & fishing
(2)	C,E: Energy & water
(3)	D: Manufacturing
(4)	F: Construction
(5)	G-H: Distribution, hotels & restaurants
(6)	I: Transport & communication
(7)	J-K: Banking, finance & insurance etc
(8)	L-N: Public admin, education & health
(9)	O-Q: Other services
(10)	Workplace outside UK
(-8)	NA, Inadequate description
(-9)	DNA

FREQUENCY: Each quarter from Spring 98

COVERAGE: Applies to all respondents made redundant in the three months prior to interview (REDUND = 1).

NOTES: With the removal of the Census Matrix Edit REDINDYR supersedes the variable REDINDY.

This variable is derived from REDUND, INECACR, REDIND, INDS92L, INDSECT & RDIC92.

For a small number of people - who were made redundant in the three months prior to interview, had been in employment again since then, but were not in employment at the time of interview - it is assumed that the industry they were made redundant from is the same as the industry in their most recent job.

If analysing data on redundancies made in the last three months, you should also filter on the variable REDUND = 1 (made redundant).

REDINDY - Industry made redundant from

- (1) **A-B: Agriculture & fishing**
- (2) **C,E: Energy & water**
- (3) **D: Manufacturing**
- (4) **F: Construction**
- (5) **G-H: Distribution, hotels & restaurants**
- (6) **I: Transport & communication**
- (7) **J-K: Banking, finance & insurance etc**
- (8) **L-N: Public admin, education & health**
- (9) **O-Q: Other services**
- (10) **Workplace outside UK**
- (-8) **NA, Inadequate description**
- (-9) **DNA**

FREQUENCY: Spring quarters only from Spring 98 (on ONS datasets only)

COVERAGE: Applies to all respondents made redundant in the three months prior to interview (REDUND=1).

NOTES: This variable is only available on ONS datasets.

With the removal of the Census Matrix Edit REDINDYR supersedes the variable REDINDY.

The notes for REDINDYR also apply to this variable.

REDCLS - Industry class made redundant from

- (01-60) **Range of industry codes**
- (61) **NA, Inadequate description**
- (62) **Workplace outside UK**

FREQUENCY: Each quarter from Autumn 02

COVERAGE: Applies to all respondents made redundant in the three months prior to interview (REDUND = 1).

NOTES: This variable is derived from REDUND, INECACR, REDIND, INDD92L & RDIC92.

LFS User Guide Volume 5 (LFS Classifications) gives a full breakdown of industry coding.

RDOCOD - Occupation made redundant from if different from previously stated

- (100-999) **Range of occupation codes**

FREQUENCY: Each quarter from Spring 97 to Winter 2000. Each quarter from Spring 01 (on ONS datasets only)

COVERAGE: Applies to all respondents whose present occupation is different to job where made redundant (REDOCC = 2).

NOTES: LFS User Guide Volume 5 (LFS Classifications) gives a full breakdown of industry coding.

SOC2KR - Occupation made redundant from

(1111-9259) Range of occupation codes

FREQUENCY: Each quarter from Spring 01

COVERAGE: Applies to all respondents who were made redundant in the three months prior to interview.

NOTES: This variable replaces RDOCOD. This variable is derived from REDOCC, OCOD2KM, STATR, OCOD2KR & REDSTAT.

LFS User Guide Volume 5 (LFS Classifications) gives a full breakdown of occupation codes.

The new SOC2000 variables were introduced into the Labour Force Survey in Spring 2001, because SOC90 became outdated. The extensive revisions to the Standard Occupational Classification (SOC) include a tighter definition of managerial occupations and moving many job titles between major groups to reflect the repositioning of certain jobs. New occupations have been introduced in the fields of computing, environment and conservation and customer service occupations. Most of the major groups have been re-named and all have a different composition in terms of job titles compared with their SOC90 counterparts. There is no exact correspondence between SOC90 and SOC2000 at any level.

HOME WORKERS

HOME - Whether working from home in main job

- (1) In own home
- (2) In the same grounds or buildings as home
- (3) In different places using home as a base
- (4) Somewhere quite separate from home

FREQUENCY: Spring & Autumn quarters from Spring 92 to Autumn 96. Each quarter from Spring 97

COVERAGE: Applies to all respondents who are employees, self employed or unpaid family workers (WRKING = 1 or JBAWAY = 1 or OWNBUS = 1 or RELBUS = 1).

EVHM98 - Whether doing paid or unpaid work at home in main job

- (1) Yes
- (2) No

FREQUENCY: Spring quarters only from Spring 98

COVERAGE: Applies to all respondents who mainly work away from home (HOME = 2, 3 or 4).

NOTES: This variable replaces PUHOME.

HOMED(1-3) - Worked at least one FULL day at home in reference week in main job

- (1) In own home
- (2) In the same grounds or buildings as home
- (3) In different places using home as a base
- (4) Not worked at home during reference week

FREQUENCY: Spring and Autumn quarters in 97. Spring quarters only from Spring 98

COVERAGE: Applies to all respondents who worked in the reference week, but not on a Govt Scheme (WRKING = 1 or OWNBUS = 1 or RELBUS = 1).

NOTES: This question is asked in order to identify those people who do work at home occasionally although their main place of work may not be their home, for example, a respondent who spends four days a week working in the office and one day working at home.

In SuperCROSS an additional variable called HOMEDM is available. See note on page 2 for more information on SuperCROSS variables.

TELEQA - Used both telephone and computer to carry out work at home

- (1) Yes
- (2) No

FREQUENCY: Spring and Autumn quarters in 97. Spring quarters only from Spring 98

COVERAGE: Applies to all respondents who work at home or use it as a work base (HOME = 1 or 3 OR HOMED = 1 or 3).

TELEQB - Whether possible to work at home without using both telephone and computer

- (1) Yes
- (2) No

FREQUENCY: Spring and Autumn quarters in 97. Spring quarters only from Spring 98

COVERAGE: Applies to all respondents who use a telephone and a computer for work at home (TELEQA = 1).

NOTES: TELEQA and TELEQB are asked to establish whether the use of a telephone AND computer are essential for the work performed at home, i.e. they are 'tele-workers'. Some respondents may use them together (e.g. for telephone canvassing using a computerised database), while others may use them independently. To be coded 'Yes' at TELEQB they have to be able to carry out their work without using a telephone and a computer.

ATFROM - Who working for from home

- (1) Family business
- (2) Outside firm or organisation
- (3) Own account

FREQUENCY: Spring 92 only. Spring and Autumn quarters from Spring 93 to Autumn 97. Spring quarters only from Spring 98

COVERAGE: Applies to all respondents who work at home or use it as a work base (HOME = 1 or 3 OR HOMED = 1 or 3).

SMESIT - Type of work done from home

- (1) Own or rent a business
- (2) Have a living-in job
- (3) Accommodation provided by employer

FREQUENCY: Spring and Autumn quarters from Spring 92 to Autumn 98. Spring quarters only from Spring 99

COVERAGE: Applies to all respondents who mainly work at home (HOME = 2 or HOMED = 2).

LOCATION**REGWKR - Region of place of work (reported)**

Spring 92 & Autumn 92		Spring 93 onwards	
(1)	Tyne & Wear	(1)	Tyne & Wear
(2)	Rest of Northern region	(2)	Rest of North East
(3)	South Yorkshire	(3)	South Yorkshire
(4)	West Yorkshire	(4)	West Yorkshire
(5)	Rest of Yorks & Humberside	(5)	Rest of Yorks & Humberside
(6)	East Midlands	(6)	East Midlands
(7)	East Anglia	(7)	East Anglia
(8)	Inner London	(8)	Central London
(9)	Outer London	(9)	Inner London
(10)	Rest of South East	(10)	Not known if Central or Inner London
(11)	South West	(11)	Outer London
(12)	West Midlands (met county)	(12)	Rest of South East
(13)	Rest of West Midlands	(13)	South West
(14)	Greater Manchester	(14)	West Midlands (met county)
(15)	Merseyside	(15)	Rest of West Midlands
(16)	Rest of North West	(16)	Greater Manchester
(17)	Wales	(17)	Merseyside
(18)	Strathclyde	(18)	Rest of North West
(19)	Rest of Scotland	(19)	Wales
(21)	Workplace outside UK	(20)	Strathclyde
		(21)	Rest of Scotland
		(22)	Northern Ireland
		(23)	Workplace outside UK

FREQUENCY: Spring & Autumn quarters only from Spring 92 to Autumn 96. Each quarter from Spring 97

COVERAGE: Applies to all respondents in employment.

NOTES: With the removal of the Census Matrix Edit REGWKR supersedes the variable REGWK.

This variable is derived from STATR, HOME, URESMC, INDM92M, UALDWK & WKPL99.

From Spring 2000 UALDWK is used in the derivation of this variable; prior to this LADWK was used. Central London is defined by the Department of Transport as the area within the bounds of the main London British Rail train termini.

REGWK is not included on the Summer 99 datasets.

REGWK - Region of place of work

Spring 92 & Autumn 92		Spring 93 onwards	
(1)	Tyne & Wear	(1)	Tyne & Wear
(2)	Rest of Northern region	(2)	Rest of North East
(3)	South Yorkshire	(3)	South Yorkshire
(4)	West Yorkshire	(4)	West Yorkshire
(5)	Rest of Yorks & Humberside	(5)	Rest of Yorks & Humberside
(6)	East Midlands	(6)	East Midlands
(7)	East Anglia	(7)	East Anglia
(8)	Inner London	(8)	Central London
(9)	Outer London	(9)	Inner London
(10)	Rest of South East	(10)	Not known if Central or Inner London
(11)	South West	(11)	Outer London
(12)	West Midlands (met county)	(12)	Rest of South East
(13)	Rest of West Midlands	(13)	South West
(14)	Greater Manchester	(14)	West Midlands (met county)
(15)	Merseyside	(15)	Rest of West Midlands
(16)	Rest of North West	(16)	Greater Manchester
(17)	Wales	(17)	Merseyside
(18)	Strathclyde	(18)	Rest of North West
(19)	Rest of Scotland	(19)	Wales
(21)	Workplace outside UK	(20)	Strathclyde
		(21)	Rest of Scotland
		(22)	Northern Ireland
		(23)	Workplace outside UK

FREQUENCY: Spring quarters only from Spring 92 (on ONS datasets only)

COVERAGE: Applies to all respondents in employment.

NOTES: This variable is only available on ONS datasets.

With the removal of the Census Matrix Edit REGWKR supersedes the variable REGWK.

The notes for REGWKR also apply to this variable.

GORWKR - Region of place of work

(1)	Tyne & Wear	(12)	East of England
(2)	Rest of North East	(13)	Central London
(3)	Greater Manchester	(14)	Inner London
(4)	Merseyside	(15)	Outer London
(5)	Rest of North West	(16)	South East
(6)	South Yorkshire	(17)	South West
(7)	West Yorkshire	(18)	Wales
(8)	Rest of Yorkshire & Humberside	(19)	Strathclyde
(9)	East Midlands	(20)	Rest of Scotland
(10)	West Midlands (met county)	(21)	Northern Ireland
(11)	Rest of West Midlands	(22)	Workplace outside UK

FREQUENCY: Spring and Autumn quarters only from Spring 95 to Autumn 96. Each quarter from Spring 97

COVERAGE: Applies to all respondents in employment.

NOTES: With the removal of the Census Matrix Edit GORWKR supersedes the variable GORWK.

This variable is derived from STATR, HOME, GOVTOR, UALDWK, INDM92M & WKPL99.

This variable is based on Government Office Regions. From Spring 2000 UALDWK is used in the derivation of this variable; prior to this LADWK was used. Central London is defined by the Department of Transport as the area within the bounds of the main London British Rail train termini.

GORWK - Region of place of work

(1)	Tyne & Wear	(12)	East of England
(2)	Rest of North East	(13)	Central London
(3)	Greater Manchester	(14)	Inner London
(4)	Merseyside	(15)	Outer London
(5)	Rest of North West	(16)	South East
(6)	South Yorkshire	(17)	South West
(7)	West Yorkshire	(18)	Wales
(8)	Rest of Yorkshire & Humberside	(19)	Strathclyde
(9)	East Midlands	(20)	Rest of Scotland
(10)	West Midlands (met county)	(21)	Northern Ireland
(11)	Rest of West Midlands	(22)	Workplace outside UK

FREQUENCY: Spring quarters only from Spring 95 (on ONS datasets only)

COVERAGE: Applies to all respondents in employment.

NOTES: This variable is only available on ONS datasets.

With the removal of the Census Matrix Edit GORWKR supersedes the variable GORWK.

The notes for GORWKR also apply to this variable.

SAMELAD - Whether lives and works in same Local Authority District

- (1) **Lives and works in same LAD**
- (2) **Lives in different LAD to place of work**

FREQUENCY: Spring and Autumn quarters only from Autumn 92 to Autumn 96. Each quarter from Spring 97

COVERAGE: Applies to all respondents in employment excluding those on government schemes.

NOTES: This variable is derived from WRKING, JBAWAY, OWNBUS, RELBUS, HOME, WKPLC & UALDO. From Spring 2000 UALDO is used in the derivation of this variable; prior to this LAD was used.

SAMELAD is not included on datasets for Summer and Winter 99.

TRANSPORT AS A BARRIER TO EMPLOYMENT

The questions in this section look at whether transport difficulties prevent unemployed/inactive people from taking up employment and if so, what sort of difficulties these are.

DRIVL - Current UK driving licence

FREQUENCY: Autumn 02 only. Each quarter (every 3rd year) from Spring 06

COVERAGE: Applies to all respondents.

NOTES: All 'Transport as a barrier to employment' questions are asked in waves 1 and 5, every 3 years e.g. 2006, 2009 etc.

DRFP - Full or Provisional licence

FREQUENCY: Autumn 02 only. Each quarter (every 3rd year) from Spring 06

COVERAGE: Applies to all respondents who hold a current UK driving licence (DRIVL = 1).

NOTES: All 'Transport as a barrier to employment' questions are asked in waves 1 and 5, every 3 years e.g. 2006, 2009 etc.

DLTYP - Type of driving licence

FREQUENCY: Autumn 02 only. Each quarter (every 3rd year) from Spring 06

COVERAGE: Applies to all respondents who hold a current UK driving licence (DRIVL = 1).

NOTES: All 'Transport as a barrier to employment' questions are asked in waves 1 and 5, every 3 years e.g. 2006, 2009 etc.

TRLEAVE - Left job because of transport problems

- (1) Yes
- (2) No

FREQUENCY: Autumn 02 only. Each quarter (every 3rd year) from Spring 06

COVERAGE: Applies to all respondents who have been unemployed less than four months.

NOTES: All 'Transport as a barrier to employment' questions are asked in waves 1 and 5, every 3 years e.g. 2006, 2009 etc.

TREFEMP - Turned down job because of transport problems

- (1) Yes
- (2) No

FREQUENCY: Autumn 02 only. Each quarter (every 3rd year) from Spring 06

COVERAGE: Applies to all respondents of working age and have been unemployed less than four months or are currently working or TRLEAVE = 2.

NOTES: All 'Transport as a barrier to employment' questions are asked in waves 1 and 5, every 3 years e.g. 2006, 2009 etc.

TREFT(01-10) - Type of transport difficulties

- (1) Too far
- (2) Do not have a car
- (3) Unable to drive
- (4) Cost of petrol
- (5) Lack of parking facilities
- (6) Traffic congestion/roadworks
- (7) Inadequate public transport
- (8) Cost of using public transport
- (9) Personal physical difficulties/disability
- (10) Personal safety concerns
- (11) Other

FREQUENCY: Autumn 02 only. Each quarter (every 3rd year) from Spring 06

COVERAGE: Applies to all respondents who left last job or have turned down a job in past 12 months due to transport problems (TRLEAVE = 1 or TREFEMP = 1).

NOTES: All 'Transport as a barrier to employment' questions are asked in waves 1 and 5, every 3 years e.g. 2006, 2009 etc.

TDIFEMP - Transport problems now

- (1) Yes
- (2) No

FREQUENCY: Autumn 02 only. Each quarter (every 3rd year) from Spring 06

COVERAGE: Applies to all respondents of working age and not working in the reference week (EVERWK = RESPONSE).

NOTES: All 'Transport as a barrier to employment' questions are asked in waves 1 and 5, every 3 years e.g. 2006, 2009 etc.

TRDSAME - Same problems as before

- (1) Yes
- (2) No

FREQUENCY: Autumn 02 only. Each quarter (every 3rd year) from Spring 06

COVERAGE: Applies to all respondents of working age and not working in the reference week and has currently has problems with transport (TDIFEMP = 1 AND (TREFEMP = 1 OR TRLEAVE = 1)).

NOTES: All 'Transport as a barrier to employment' questions are asked in waves 1 and 5, every 3 years e.g. 2006, 2009 etc.

TDIFT(1-6) - Type of transport difficulties

- (1) Too far
- (2) Does not have a car
- (3) Unable to drive
- (4) Cost of petrol
- (5) Lack of parking facilities
- (6) Traffic congestion/roadworks
- (7) Inadequate public transport
- (8) Cost of using public transport
- (9) Personal physical difficulties/disability
- (10) Personal safety concerns
- (11) Other

FREQUENCY: Autumn 02 only. Each quarter (every 3rd year) from Spring 06

COVERAGE: Applies to all respondents whose current transport problems are not the same as those mentioned before (TRDSAME = 2 OR TDIFEMP = 1 AND (TREFEMP = 2 AND TRLEAVE = 2).

NOTES: All 'Transport as a barrier to employment' questions are asked in waves 1 and 5, every 3 years e.g. 2006, 2009 etc.

TRAVEL TO WORK

TRVTME - Usual home to work travel time in minutes

Time in minutes

FREQUENCY: Autumn quarters only from Autumn 92 to Autumn 03. Autumn quarters only (every 3rd year) from Autumn 06

COVERAGE: Applies to all respondents in employment excluding those on government schemes and those working from home or using their home as a working base (HOME = 3, 4 or NEWDEA4 = 3, 4, 5, 7).

NOTES: This question is only asked where respondents have said they work somewhere separate from their home. Time is recorded in minutes and travel time over three hours is recorded as 180 minutes. Those working outside the UK are recorded as '0'.

From Autumn 06 all 'Travel to work' questions are asked in waves 1 and 5, every 3 years e.g. 2006, 2009 etc.

TRVMTH - Usual method of travel to work

- (1) Car, van, minibus, works van
- (2) Motorbike, moped, scooter
- (3) Bicycle
- (4) Bus, coach, private bus
- (5) GB: British Rail train (NI: Northern Ireland Railways train)
- (6) GB: Underground train (NI: Not valid for Northern Ireland)
- (7) Walk
- (8) Other method of travelling

FREQUENCY: Autumn quarters from Autumn 92 to Autumn 99. Spring and Autumn quarters from Spring 00 to Spring 01. Autumn quarters only from Autumn 01 to Autumn 03. Autumn quarters only (every 3rd year) from Autumn 06

COVERAGE: Applies to all respondents in employment excluding those on government schemes and those working from home or using their home as a working base (HOME = 3, 4 or NEWDEA4 = 3, 4, 5, 7).

NOTES: Note the text differences between Great Britain and Northern Ireland for categories (5) and (6).

This variable is only available on ONS datasets in Spring 2000.

From Autumn 06 all 'Travel to work' questions are asked in waves 1 and 5, every 3 years e.g. 2006, 2009 etc.

TRVDRV - Use of car/van/minibus/works van to travel to work

- (1) As a driver**
- (2) As a passenger**
- (3) Sometimes as a passenger, sometimes as a driver**

FREQUENCY: Autumn quarters from Autumn 96 to Autumn 99. Spring and Autumn quarters from Spring 00 to Spring 01. Autumn quarters only from Autumn 01 to Autumn 03. Autumn quarters only (every 3rd year) from Autumn 06

COVERAGE: Applies to all respondents who use car/van/minibus/works van to travel to work (TRVMTH = 1).

This variable is only available on ONS datasets in Spring 2000.

From Autumn 06 all 'Travel to work' questions are asked in waves 1 and 5, every 3 years e.g. 2006, 2009 etc.

SICKNESS

ACTWKDY(1-7) - Days scheduled to work

- (1) **Monday**
- (2) **Tuesday**
- (3) **Wednesday**
- (4) **Thursday**
- (5) **Friday**
- (6) **Saturday**
- (7) **Sunday**
- (8) **Not working at all**
- (9) **Scheduled working days not relevant**

FREQUENCY: Each quarter from Spring 2000 to Autumn 2000 (on ONS datasets only). Each quarter from Winter 00

COVERAGE: Applies to all respondents working during reference week or on government scheme.

NOTES: In SuperCROSS an additional variable called ACTWKDYM is available. See note on page 2 for more information on SuperCROSS variables.

ILLWK - Had days off work because sick or injured

- (1) **Yes**
- (2) **No**

FREQUENCY: Each quarter from Spring 2000 to Autumn 2000 (on ONS datasets only). Each quarter from Winter 00

COVERAGE: Applies to all respondents who were scheduled to work any day in reference week (ACTWKDY \neq 8 or 9).

NOTES: This variable replaces SICK.

ILLDAYS(1-7) - Days had off sick or injured

- (1) **Monday**
- (2) **Tuesday**
- (3) **Wednesday**
- (4) **Thursday**
- (5) **Friday**
- (6) **Saturday**
- (7) **Sunday**

FREQUENCY: Each quarter from Spring 2000 to Autumn 2000 (on ONS datasets only). Each quarter from Winter 00

COVERAGE: Applies to all respondents who had days off due to sickness/injury (ILLWK = 1).

NOTES: This variable replaces SIKDAY and SIKSUN.

In SuperCROSS an additional variable called ILLDAYSMS is available. See note on page 2 for more information on SuperCROSS variables.

ILLOFF - Number of days off sick in reference week

- (1) One day
- (2) Two days
- (3) Three days
- (4) Four days
- (5) Five days
- (6) Six days
- (7) Seven days

FREQUENCY: Each quarter from Spring 01

COVERAGE: Applies to all respondents who had days off due to sickness/injury (ILLDAYS = 1-7).

NOTES: Only days where respondent was scheduled to work but was unable to do so because of sickness or injury are recorded.

ILLMON - Whether off work sick on a Monday

- (1) Yes
- (2) No

FREQUENCY: Each quarter from Spring 01

COVERAGE: Applies to all respondents who had days off due to sickness/injury (ILLWK = 2).

NOTES: Only days where respondent was scheduled to work but was unable to do so because of sickness or injury are recorded.

ILLTUE - Whether off work sick on a Tuesday

- (1) Yes
- (2) No

FREQUENCY: Each quarter from Spring 01

COVERAGE: Applies to all respondents who had days off due to sickness/injury (ILLWK = 2).

NOTES: Only days where respondent was scheduled to work but was unable to do so because of sickness or injury are recorded.

ILLWED - Whether off work sick on a Wednesday

- (1) Yes
- (2) No

FREQUENCY: Each quarter from Spring 01

COVERAGE: Applies to all respondents who had days off due to sickness/injury (ILLWK = 2).

NOTES: Only days where respondent was scheduled to work but was unable to do so because of sickness or injury are recorded.

ILLTHU - Whether off work sick on a Thursday

- (1) Yes
- (2) No

FREQUENCY: Each quarter from Spring 01

COVERAGE: Applies to all respondents who had days off due to sickness/injury (ILLWK = 2).

NOTES: Only days where respondent was scheduled to work but was unable to do so because of sickness or injury are recorded.

ILLFRI - Whether off work sick on a Friday

- (1) Yes
- (2) No

FREQUENCY: Each quarter from Spring 01

COVERAGE: Applies to all respondents who had days off due to sickness/injury (ILLWK = 2).

NOTES: Only days where respondent was scheduled to work but was unable to do so because of sickness or injury are recorded.

ILLSAT - Whether off work sick on a Saturday

- (1) Yes
- (2) No

FREQUENCY: Each quarter from Spring 01

COVERAGE: Applies to all respondents who had days off due to sickness/injury (ILLWK = 2).

NOTES: Only days where respondent was scheduled to work but was unable to do so because of sickness or injury are recorded.

ILLSUN - Whether off work sick on a Sunday

- (1) Yes
- (2) No

FREQUENCY: Each quarter from Spring 01

COVERAGE: Applies to all respondents who had days off due to sickness/injury (ILLWK = 2).

NOTES: Only days where respondent was scheduled to work but was unable to do so because of sickness or injury are recorded.

HOURS

Structure of LFS hours variables - hours worked per week

When conducting analysis of hours worked there are three elements to consider:

- i) whether to use usual or actual hours worked;
- ii) whether to include or exclude paid and unpaid overtime;
- iii) whether to include hours worked in second jobs.

The table below shows which LFS variables are available to provide this information. Second job information is only available for actual hours including overtime. In general it is recommended that the derived variables are used because these include all respondents. The derived variables TOTHRs and SUMHRs both measure total hours worked in main and second jobs, but are derived in different ways and give slightly different results. SUMHRs is available from Spring 1995 onwards and should be used in preference to TOTHRs.

	People who Never work overtime	People who work overtime	Derived variables - all people
Usual hours - main job Total usual hours excluding overtime Usual paid overtime Usual unpaid overtime Total usual hours including overtime	TOTUS1	USUHR POTHR UOTHR TOTUS2	BUSHR TTUSHR
Actual hours - main job Total actual hours excluding overtime Actual paid overtime Actual unpaid overtime Total actual hours including overtime	TOTAC1	ACTHR ACTPOT ACTUOT TOTAC2	BACTHR TTACHR
Actual hours - second job Actual hours in second job including overtime		ACTHR2	
Actual hours - main and second job Total hours worked in reference week in main and second jobs			TOTHRs SUMHRs

EVEROT - Whether ever work paid or unpaid overtime

- (1) Yes
- (2) No

FREQUENCY: Each quarter from Spring 92

COVERAGE: Applies to all respondents who are employees, self-employed and those on employer based government schemes.

NOTES: This question is asked first so that respondents who never work overtime are not asked the overtime questions.

TOTUS1 - Total usual hours worked excluding lunch breaks (no overtime)

- (0-96) Hours of work**
- (97) 97 or more**
- (99) Don't know/No answer**

FREQUENCY: Each quarter from Spring 92

COVERAGE: Applies to all respondents who never work overtime or did any paid work during the reference week (EVEROT = 2 OR OWNBUS = 1 OR RELBUS = 1).

NOTES: As hours are not stored as whole numbers users should use 1 decimal place when 'ranging' hours, i.e. 1 - 30 hours should be ranged as 1.0 - 30.4 etc.

In SuperCROSS this variable is called TOTUS1C and TOTUS1S. See notes on page 2 for more information on SuperCROSS variables.

USUHR - Usual hours worked excluding overtime

- (0-96) Hours of work**
- (97) 97 or more**
- (99) Don't know/No answer**

FREQUENCY: Each quarter from Spring 92

COVERAGE: Applies to all respondents who may work paid or unpaid overtime (EVEROT = 1).

NOTES: This variable excludes meal breaks and any overtime worked. As hours are not stored as whole numbers users should use 1 decimal place when 'ranging' hours, i.e. 1 - 30 hours should be ranged as 1.0 - 30.4 etc.

In SuperCROSS this variable is called USUHRC and USUHRS. See note on page 2 for more information on SuperCROSS variables.

PAIDHRU - Paid hours (based on usual hours per week)

- (0-96) Number of hours**
- (97) 97 or more hours**

FREQUENCY: Each quarter from Autumn 93

COVERAGE: Applies to all respondents who are employees, self employed and those on employer based government schemes.

NOTES: This variable is derived from AGE, TOTUS1, POTHR, USUHR & EVEROT.

PAIDHRU is not included on datasets for all quarters in 1999.

In SuperCROSS an additional variable called PAIDHRUC is available. See note on page 2 for more information on SuperCROSS variables.

POTHR - Usual hours of paid overtime

- (0-96) Hours of overtime
- (97) 97 or more
- (99) Don't know/No answer

FREQUENCY: Each quarter from Spring 92

COVERAGE: Applies to all respondents who may work paid or unpaid overtime (EVEROT = 1).

NOTES: As hours are not stored as whole numbers users should use 1 decimal place when 'ranging' hours, i.e. 1 - 30 hours should be ranged as 1.0 - 30.4 etc.

In SuperCROSS this variable is called POTHRC and POTHR. See note on page 2 for more information on SuperCROSS variables.

UOTHR - Usual hours of unpaid overtime

- (0-96) Hours of overtime
- (97) 97 or more
- (99) Don't know/No answer

FREQUENCY: Each quarter from Spring 92

COVERAGE: Applies to all respondents who may work paid or unpaid overtime (EVEROT = 1).

NOTES: As hours are not stored as whole numbers users should use 1 decimal place when 'ranging' hours, i.e. 1 - 30 hours should be ranged as 1.0 - 30.4 etc.

In SuperCROSS this variable is called UOTHRC and UOTHR. See note on page 2 for more information on SuperCROSS variables.

TOTUS2 - Usual hours worked including overtime

- (0-96) Hours of work
- (97) 97 and over
- (99) Don't know/No answer

FREQUENCY: Each quarter from Spring 92

COVERAGE: Applies to all respondents who may work paid or unpaid overtime (EVEROT = 1).

NOTES: This variable includes both paid and unpaid overtime. As hours are not stored as whole numbers users should use 1 decimal place when 'ranging' hours, i.e. 1 - 30 hours should be ranged as 1.0 - 30.4 etc.

In SuperCROSS this variable is called TOTUS2C and TOTUS2S. See note on page 2 for more information on SuperCROSS variables.

TOTAC1 - Total actual hours worked (no overtime)

- (0-96) Hours of work**
- (97) 97 and over**
- (99) Don't know/No answer**

FREQUENCY: Each quarter from Spring 92

COVERAGE: Applies to all respondents who never work overtime and actually worked in reference week.

NOTES: Those respondents who did not work in the reference week even though they had a job, i.e. on holiday or sick, are coded as '0'. This variable excludes meal breaks. As hours are not stored as whole numbers users should use 1 decimal place when 'ranging' hours, i.e. 1 - 30 hours should be ranged as 1.0 - 30.4 etc.

In SuperCROSS this variable is called TOTAC1C and TOTAC1S. See note on page 2 for more information on SuperCROSS variables.

ACTHR - Actual hours worked excluding overtime

- (0-96) Hours of work**
- (97) 97 or more**
- (99) Don't know/No answer**

FREQUENCY: Each quarter from Spring 92

COVERAGE: Applies to all respondents who work overtime and actually worked in reference week.

NOTES: Those respondents who did not work in the reference week even though they had a job, i.e. on holiday or sick, are coded as '0'. This variable excludes meal breaks and any overtime worked. As hours are not stored as whole numbers users should use 1 decimal place when 'ranging' hours, i.e. 1 - 30 hours should be ranged as 1.0 - 30.4 etc.

In SuperCROSS this variable is called ACTHRC and ACTHRS. See note on page 2 for more information on SuperCROSS variables.

PAIDHRA - Paid Hours (based on actual hours per week)

- (0-96) Number of hours**
- (97) 97 or more hours**

FREQUENCY: Each quarter from Autumn 93

COVERAGE: Applies to all respondents who are employees, self employed and those on employer based government schemes.

NOTES: This variable is derived from AGE, TOTAC1, ACTPOT, ACTHR, JBAWAY, YTETMP, ILLWK, ILLDAYS & ACTWKDY.

PAIDHRA is not included on datasets for all quarters in 1999.

In SuperCROSS an additional variable called PAIDHRAC is available. See notes on page 2 for more information on SuperCROSS variables.

ACTPOT - Actual hours of paid overtime

- (0-96) Hours of overtime**
- (97) 97 or more**
- (99) Don't know/No answer**

FREQUENCY: Each quarter from Spring 92

COVERAGE: Applies to all respondents who work overtime and actually worked in reference week.

NOTES: Those respondents who did not work in the reference week even though they had a job, i.e. on holiday or sick, are coded as '0'. As hours are not stored as whole numbers users should use 1 decimal place when 'ranging' hours, i.e. 1 - 30 hours should be ranged as 1.0 - 30.4 etc.

In SuperCROSS this variable is called ACTPOTC and ACTPOTS. See note on page 2 for more information on SuperCROSS variables.

ACTUOT - Actual hours of unpaid overtime

- (0-96) Hours of overtime**
- (97) 97 or more**
- (99) Don't know/No answer**

FREQUENCY: Each quarter from Spring 92

COVERAGE: Applies to all respondents who work overtime and actually worked in reference week.

NOTES: Those respondents who did not work in the reference week even though they had a job, i.e. on holiday or sick, are coded as '0'. As hours are not stored as whole numbers users should use 1 decimal place when 'ranging' hours, i.e. 1 - 30 hours should be ranged as 1.0 - 30.4 etc.

In SuperCROSS this variable is called ACTUOTC and ACTUOTS. See note on page 2 for more information on SuperCROSS variables.

TOTAC2 - Actual hours worked including paid and unpaid overtime

- (0-96) Hours of work**
- (97) 97 or more**
- (99) Don't know/No answer**

FREQUENCY: Each quarter from Spring 92

COVERAGE: Applies to all respondents who work overtime and actually worked in reference week.

NOTES: Those respondents who did not work in the reference week even though they had a job, i.e. on holiday or sick, are coded as '0'. As hours are not stored as whole numbers users should use 1 decimal place when 'ranging' hours, i.e. 1 - 30 hours should be ranged as 1.0 - 30.4 etc.

In SuperCROSS this variable is called TOTAC2C and TOTAC2S. See note on page 2 for more information on SuperCROSS variables.

BUSHR - Total usual hours worked in main job (excluding overtime)

(0-96) Number of usual hours
(97) 97 or more hours

FREQUENCY: Each quarter from Winter 92

COVERAGE: Applies to all respondents in employment excluding those on college based schemes.

NOTES: This variable is derived from AGE, EVEROT, TOTUS & USUHR.

In SuperCROSS an additional variable called BUSHRC is available. See note on page 2 for more information on SuperCROSS variables.

TTUSHR - Total usual hours worked in main job (including overtime)

(0-96) Hours of work
(97) 97 or more

FREQUENCY: Each quarter from Spring 92

COVERAGE Applies to all respondents in employment excluding those on college based schemes.

NOTES: This variable is derived from AGE, TOTUS1, TOTUS2 & EVEROT. TTUSHR includes paid and unpaid overtime. As hours are not stored as whole numbers users should use 1 decimal place when 'ranging' hours, i.e. 1 - 30 hours should be ranged as 1.0 - 30.4 etc.

In SuperCROSS an additional variable called TTUSHRC is available. See note on page 2 for more information on SuperCROSS variables.

BACTHR - Basic actual hours in main job (per week)

(0-96) Number of hours
(97) 97 hours or more

FREQUENCY: Each quarter from Autumn 93

COVERAGE: Applies to all respondents in employment excluding those on college based schemes.

NOTES: This variable is derived from AGE, TOTAC1, ACTHR & EVEROT.

In SuperCROSS an additional variable called BACTHRC is available. See note on page 2 for more information on SuperCROSS variables.

TTACHR - Total actual hours worked in main job in reference week

(0-96) Hours of work
(97) 97 or more

FREQUENCY: Each quarter from Spring 92

COVERAGE: Applies to all respondents in employment excluding those on college based schemes.

NOTES: This variable is derived from AGE, TOTAC1, TOTAC2, EVEROT, JBAWAY, YTETMP, ILLWK, ILLDAYS & ACTWKDAY. TTACHR includes any paid or unpaid overtime worked in the reference week.

Those respondents who did not work in the reference week even though they had a job, i.e. on holiday or sick, are coded as '0'. As hours are not stored as whole numbers users should use 1 decimal place when 'ranging' hours, i.e. 1 - 30 hours should be ranged as 1.0 - 30.4 etc.

In SuperCROSS an additional variable called TTACHRC is available. See note on page 2 for more information on SuperCROSS variables.

TOTHRs - Total hours worked in reference week

(0-96) Hours of work
(97) 97 or more
(98) Away from job

FREQUENCY: Each quarter from Spring 92

COVERAGE: Applies to all respondents in employment.

NOTES: This variable is derived from AGE, TOTAC1, TOTAC2, JBAWAY, YTETMP, ILLWK, ILLDAYS, ACTWKDY, ACTHR2 & EVEROT. This variable includes any hours worked in a second job.

As hours are not stored as whole numbers users should use 1 decimal place when 'ranging' hours, i.e. 1 - 30 hours should be ranged as 1.0 - 30.4 etc.

In SuperCROSS an additional variable called TOTHRSC is available. See note on page 2 for more information on SuperCROSS variables.

YLESS - Reason worked fewer hours than usual in reference week

- (1) Number of hours worked/overtime varies
- (2) Bank holiday
- (3) Maternity/Paternity leave
- (4) Other leave/holiday
- (5) Sick or injured
- (6) Attending a training course away from own workplace
- (7) Started new job/changed jobs
- (8) Ended job and did not start new one that week
- (9) Laid off/short time/work interrupted by bad weather
- (10) Laid off/short time/work interrupted by labour dispute at own workplace
- (11) Laid off/short time/work interrupted by economic or other causes
- (12) Other personal family reasons
- (13) Other reasons

FREQUENCY: Each quarter from Spring 92

COVERAGE: Applies to all respondents who are employees, self-employed, unpaid family workers and those on employer based government schemes who worked fewer hours than usual in the reference week (including none).

NOTES: Most of the responses are self explanatory, however additional detail for some are shown below.

Maternity/Paternity leave - only respondents who are on the special period of maternity leave that is allowed by law are included here. Any other leave for reasons of child-bearing or child rearing are coded as "other reasons".

Attending a training course away from own workplace - this applies only to respondents who are undergoing education or training outside the workplace. Respondents who are not working because of a training course inside the workplace are coded as "other reasons"

Laid off/short time/work interrupted by labour dispute at own workplace - This code is only used for respondents directly involved in a labour dispute (strike) at their own workplace. This could involve being either "called out" or "laid off" because of a labour dispute in the respondents own workplace.

Laid off/short time/work interrupted by economic and other causes - applies to respondents who were not working for technical or economic reasons: e.g. shortage of orders (economic reason) or because production at their workplace was impeded by a shortage of material supplies (e.g. caused by a labour dispute outside the respondents workplace or at another firm halting supplies). In the latter case the respondent would not be personally involved in the labour dispute.

YMORE - Reason for working more weekly hours

- (1) Variable hours worked
- (2) Overtime
- (3) Other reasons

FREQUENCY: Spring only in 98. All quarters in 99. Spring only in 2000. Each quarter from Spring 01

COVERAGE: Applies to all respondents in employment except those on college based schemes who worked more hours than usual.

MATLVE - Status of maternity leave

- (1) **A legal entitlement (statutory maternity leave/absence)**
- (2) **Leave employer has allowed (contractual maternity leave)**
- (3) **Don't know**

FREQUENCY: Each quarter from Spring 96 to Winter 97. Spring quarters only from Spring 98

COVERAGE: Applies to all women respondents on maternity leave (YLESS = 3 and SEX = 2).

VARYHR - Whether weekly hours tend to vary

- (1) **Yes**
- (2) **No**

FREQUENCY: Spring quarters only from Spring 98 to Spring 2000. Each quarter from Spring 01

COVERAGE: Applies to all respondents in work and whose usual hours were not worked in reference week but variable hours not previously stated.

NOTES: Applies particularly to self-employed people or shift workers. It also includes respondents working flexible hours in a flexi-time system if they said that their hours varied. It may also be due to the respondent working varying amounts of paid or unpaid overtime.

DIFFHR - Whether hours different from usual in reference week

- (1) **More than usual hours**
- (2) **Hours vary**
- (3) **Bank holiday**
- (4) **Maternity/paternity leave**
- (5) **Other leave/holiday**
- (6) **Sick or injured**
- (7) **Training course**
- (8) **Started/changed jobs**
- (9) **Ended job**
- (10) **Bad weather**
- (11) **Labour dispute**
- (12) **Economic/other causes**
- (13) **Personal/family**
- (14) **Other reasons**
- (15) **No reason given**
- (16) **Same as usual hours**
- ~~(17) **No answer (Deleted from Summer 94)**~~
- ~~(18) **Does not apply (Deleted from Summer 94)**~~

FREQUENCY: Each quarter from Spring 92

COVERAGE: Applies to all persons in employment.

NOTES: This variable is derived from AGE, NEWDEA4, ILLWK, ACTWKDY, ILLDAYS, WRKING, YTETMP, OWNBUS, RELBUS, JBAWAY, TOTUS1, TOTAC1, TOTAC2, TOTUS2 & YLESS.

Options 17 & 18 were removed from Summer 94 onwards.

SUMHRS - Total actual hours worked in main and second job

(0 - 97) Number of hours worked

FREQUENCY: Each quarter from Winter 94

COVERAGE: Applies to all respondents who worked during reference week.

NOTES: This variable is derived from TTACHR & ACTHR2.

In SuperCROSS this variable is called SUMHRSC & SUMHRSS. See note on page 2 for more information on SuperCROSS variables.

EMPLOYMENT PATTERN

SHFTWK99 - Whether shift work done in respondents main job

- (1) **Most of the time**
- (2) **Occasionally**
- (3) **Never**

FREQUENCY: Spring quarters only from Spring 99

COVERAGE: Applies to all respondents in employment excluding college based government schemes.

NOTES: This variable replaced SHFTWK. The wording of the response categories has been altered in order to obtain better quality data.

SHFTYP - Type of shift pattern

- (1) **Three-shift working**
- (2) **Continental shifts**
- (3) **Two-shift system with "earlies" and "lates"/double day shifts**
- (4) **Sometimes night and sometimes day shifts**
- (5) **Split shifts**
- (6) **Morning shifts**
- (7) **Evening or twilight shifts**
- (8) **Night shifts**
- (9) **Weekend shifts**
- (10) **Other type of shift work**

FREQUENCY: Spring quarters only from Spring 92

COVERAGE: Applies to all respondents in employment who may do shift work (SHFTWK99 = 1 or 2).

NOTES: The shift work categories are defined below:

Three-shift working - the day is divided into three working periods - morning, afternoon and night. This kind of shiftwork usually, but not always, involves one or more weeks of mornings, followed by one or more weeks of afternoons, followed by one or more weeks of nights.

Continental shifts - this is a continuous three-shift system that rotates rapidly e.g. three mornings, then two afternoons, then two nights. Usually there is a break between shift changes.

Two-shift system with earlies and lates or double day shifts - normally two shifts of eight hours each, e.g. 0600-1400 and 1400-2200. Shifts are usually alternated weekly or over longer intervals.

Split shifts - these are full shifts divided into two distinct parts with a gap of several hours in between. Used in industries where peak demands are met at different times of the day e.g. catering, passenger transport and service industries.

Morning shift - if this is full-time, most commonly 0600-1400. This code is used if the morning shift is the only shift worked or worked part time during the morning.

Evening shift - if this is full-time, most commonly 1500-2400. Also used for a part-time shift 1700-2100 or 1800-2200. Part-time evening shifts are usually called twilight shifts.

Night shift - if this is full-time, most commonly 1800-0600, and usually continuing after midnight. This code is used only for permanent night work.

Weekend shift - this code is used for work during Fridays, Saturdays, Sundays (0600-1800), when there is no other work.

Other type of shift work - this code is only used when none of the above apply.

SHCONV - Inconvenient shift pattern

- (1) Yes
- (2) No

FREQUENCY: Spring quarters only from Spring 04

COVERAGE: Applies to all respondents who do shift work most of the time or occasionally (SHFTWK99 = 1 or 2).

NOTES: Respondents are asked to consider whether their own shift work is inconvenient for them and not whether any type of shift work would be inconvenient.

FLED9D - Type of agreed work arrangement

- (1) Flexible working hours
- (2) Annualised hours contract
- (3) Term time working
- (4) Job sharing
- (5) Nine day fortnight
- (6) Four and a half day week
- (7) Zero hours contract
- (8) None of these
- (9) Don't know

FREQUENCY: Spring and Autumn quarters only from Autumn 94

COVERAGE: Applies to all respondents in employment excluding those on college based schemes.

NOTES: This variable is derived from FLEX9D. The categories are defined as below:

Flexible working hours - Employees can vary their daily start and finish times each day. Over an accounting period (usually four weeks or a calendar month) debit and credit hours can be carried over into another accounting period. Variable start and finish times on their own are **not** enough for a flexitime system. There must also be a formal accounting period.

Annualised hours contract - The number of hours an employee has to work are calculated over a full year. Instead of say, 40 hours per week, employees are contracted to say 1900 hours per year (after allowing for leave and other entitlements). Longer hours are worked over certain parts of the year and shorter hours at other periods. Variations in hours are related to seasonal factors or fluctuation in demand for the companies goods or services.

Term time working - Respondents' work during the school or college term. Unpaid leave is taken during the school holidays, although their pay may be spread equally over the year.

Job sharing - This is a type of part time working. A full-time job is divided between, usually, two people. The job sharers work at different times, although their may be a changeover period.

Both nine day fortnights and four and a half day weeks working arrangements involve the 5 day working week being compressed into fewer full days. Such arrangements refer to **full-time** working only.

Nine day fortnight - involves individual employees having one day off every other week. The actual day off may vary so long as the employee keeps to an alternating pattern of one 5 day week followed by one 4 day week.

Four and a half day week - Typically involves the normal working week finishing early on Fridays. The short day need not necessarily be Friday, but this is the most obvious and common day.

Zero hours contract - is where a person is not contracted to work a set number of hours, and is only paid for the number of hours that they actually work.

In most cases a respondent who works any of these particular type of shift patterns will recognise the term and will require no further explanation. Where a respondent asks what is meant by the term it is unlikely they work such shift patterns and are generally coded as (8) or (9).

FLEX9D(1-3) - Type of agreed work arrangement

Spring 93 to Spring 96

- (1) Flexible working hours**
- (2) Annualised hours contract**
- (3) Term time working**
- (4) Job sharing**
- (5) Nine day fortnight**
- (6) Four and a half day week**
- (7) None of these**
- (8) Don't know**

From Autumn 96 onwards

- (1) Flexitime (Flexible working hours)**
- (2) Annualised hours contract**
- (3) Term time working**
- (4) Job sharing**
- (5) Nine day fortnight**
- (6) Four and a half day week**
- (7) Zero hours contract**
- (8) None of these**
- (9) Don't know**

FREQUENCY: Spring and Autumn quarters only from Spring 93 to Autumn 98. Spring and Autumn quarters only from Autumn 01

COVERAGE: Applies to all respondents in employment excluding those on college based schemes.

NOTES: This variable replaced NINDAY which was discontinued from 1993. Respondents may give up to three responses. Prior to Spring 97 this variable was coded FLEX9D(0-2). Option 9 'Don't know' has been removed from Spring 04.

See FLED9D for definitions of the individual categories.

In SuperCROSS an additional variable called FLEX9DM is available. See note on page 2 for more information on SuperCROSS variables.

VARWKHR - Variable working hours

- (1) Have a fixed start and end of your working day**
- (2) Have staggered working hours with a banded start and end**
- (3) Start and end your working day at times which vary by individual agreement**
- (4) Determine your own work schedule (no formal boundaries)**
- (5) None of these**

FREQUENCY: Spring quarters only from Spring 04

COVERAGE: Applies to all respondents who are employed (STAT = 1) and not working flexi-time (FLEX9D ≠ 1).

COMHRS4 - Whole days flexi-time

- (1) Off whole days or hours
- (2) OR just hours off
- (3) Neither of the above

FREQUENCY: Spring quarters only from Spring 04

COVERAGE: Applies to all respondents who work flexi-time (FLEX9D = 1).

NOTES: Flexi-time is when, in effect, a person sets up a time bank with their employer. There is an accounting system of debit and credit hours and staff have the right to take credit hours and days off. It does not necessarily mean that staff have total autonomy when to start and finish work.

ONCONV - Inconvenience of zero hours for home/family

- (1) Yes
- (2) No

FREQUENCY: Spring quarters only from Spring 04

COVERAGE: Applies to all respondents who work zero hours contracts (FLEX9D = 7).

NOTES: The question ONCONV is asked of personal respondents only.

Respondents are asked to consider whether their own on-call work arrangement is inconvenient for them and not whether any type of on-call work would be inconvenient.

LSSOTH - Time off flexi or annual

- (1) Yes
- (2) No

FREQUENCY: Spring only in 2000. Spring quarters only from Spring 03

COVERAGE: Applies to all respondents who give a reason for working less hours and they work either flexi-time or annualised hours (YLESS = 1, 4, 12 or 13 AND FLEX9D = 1 or 2).

NOTES: This variable relates to reasons for the respondent not having worked in the reference week, although they have a job.

FLEXW1 - Whether respondent works flex-time

- (1) Yes
- (2) No

FREQUENCY: Spring and Autumn quarters only from Spring 2000

COVERAGE: Applies to all respondents in employment and on college based schemes.

FLEXW2 - Whether respondent works to annualised hours contract

- (1) Yes
- (2) No

FREQUENCY: Spring and Autumn quarters only from Spring 2000

COVERAGE: Applies to all respondents in employment and on college based schemes.

FLEXW3 - Whether respondent works to a term time working agreement

- (1) Yes
- (2) No

FREQUENCY: Spring and Autumn quarters only from Spring 2000

COVERAGE: Applies to all respondents in employment and on college based schemes.

FLEXW4 - Whether respondent's work involves job sharing

- (1) Yes
- (2) No

FREQUENCY: Spring and Autumn quarters only from Spring 2000

COVERAGE: Applies to all respondents in employment and on college based schemes.

FLEXW5 - Whether respondent works a nine day fortnight

- (1) Yes
- (2) No

FREQUENCY: Spring and Autumn quarters only from Spring 2000

COVERAGE: Applies to all respondents in employment and on college based schemes.

FLEXW6 - Whether respondent works a four and a half day week

- (1) Yes
- (2) No

FREQUENCY: Spring and Autumn quarters only from Spring 2000

COVERAGE: Applies to all respondents in employment and on college based schemes.

FLEXW7 - Whether respondent works zero hours contract

- (1) Yes
- (2) No

FREQUENCY: Spring and Autumn quarters only from Spring 2000

COVERAGE: Applies to all respondents in employment and on college based schemes.

FLEXW8 - Whether respondent works none of the working patterns described

- (1) Yes
- (2) No

FREQUENCY: Spring and Autumn quarters only from Spring 2000

COVERAGE: Applies to all respondents in employment and on college based schemes.

FLEXW9 - Whether respondent does not know which agreed working arrangements are worked

- (1) Yes
- (2) No

FREQUENCY: Spring and Autumn quarters only from Spring 2000

COVERAGE: Applies to all respondents in employment and on college based schemes.

DAYSPZ - Number of different days per week worked

- (1-7) Number of days

FREQUENCY: Spring and Autumn quarters only from Spring 97

COVERAGE: Applies to all respondents in employment excluding those on college based schemes (FLEX9D = 1, 2, 3, 4, 7, 8 or 9).

USUWRK1 - Respondents usual pattern of work

- (1) Usual to work during day
- (2) Not usual to work during day

FREQUENCY: Spring quarters only from Spring 2000

COVERAGE: Applies to all respondents in employment.

NOTES: From Spring 2000, the coding structure of this variable changed and USUWRK was set to YES (1) if respondents usually worked during the relevant period and NO (2) to those who did not work during the relevant period.

USUWRK2 - Respondents usual pattern of work

- (1) Usual to work during evening
- (2) Not usual to work during evening

FREQUENCY: Spring quarters only from Spring 2000

COVERAGE: Applies to all respondents in employment.

NOTES: From Spring 2000, the coding structure of this variable changed and USUWRK was set to YES (1) if respondents usually worked during the relevant period and NO (2) to those who did not work during the relevant period.

USUWRK3 - Respondents usual pattern of work

- (1) Usual to work at night
- (2) Not usual to work at night

FREQUENCY: Spring quarters only from Spring 2000

COVERAGE: Applies to all respondents in employment.

NOTES: From Spring 2000, the coding structure of this variable changed and USUWRK was set to YES (1) if respondents usually worked during the relevant period and NO (2) to those who did not work during the relevant period.

EVDAY - Whether respondent ever works during the day

- (1) Yes
- (2) No

FREQUENCY: Spring quarters only from Spring 99

COVERAGE: Applies to all respondents in employment who do not usually work during the day.

EVEVE - Whether respondent ever works during the evening

- (1) Yes
- (2) No

FREQUENCY: Spring quarters only from Spring 99

COVERAGE: Applies to all respondents in employment who do not usually work during the evening.

EVNGHT - Whether respondent ever works at night

- (1) Yes
- (2) No

FREQUENCY: Spring quarters only from Spring 99

COVERAGE: Applies to all respondents in employment who do not usually work at night.

WCHDAY(1-7) - Which days of the week respondent usually works on

- (1) Monday
- (2) Tuesday
- (3) Wednesday
- (4) Thursday
- (5) Friday
- (6) Saturday
- (7) Sunday

FREQUENCY: Spring quarters only from Spring 99

COVERAGE: Applies to all respondents in employment who do not usually work 7 different days during the week.

In SuperCROSS an additional variable called WCHDAYM is available. See note on page 2 for more information on SuperCROSS variables.

WCHMO - Whether respondent usually works Monday

- (1) Yes
- (2) No

FREQUENCY: Spring quarters only from Spring 01

COVERAGE: Applies to all respondents in employment.

WCHTU - Whether respondent usually works Tuesday

- (1) Yes
- (2) No

FREQUENCY: Spring quarters only from Spring 01

COVERAGE: Applies to all respondents in employment.

WCHWE - Whether respondent usually works Wednesday

- (1) Yes
- (2) No

FREQUENCY: Spring quarters only from Spring 01

COVERAGE: Applies to all respondents in employment.

WCHTH - Whether respondent usually works Thursday

- (1) Yes
- (2) No

FREQUENCY: Spring quarters only from Spring 01

COVERAGE: Applies to all respondents in employment.

WCHFR - Whether respondent usually works Friday

- (1) Yes
- (2) No

FREQUENCY: Spring quarters only from Spring 01

COVERAGE: Applies to all respondents in employment.

WCHSA - Whether respondent usually works Saturday

- (1) Yes
- (2) No

FREQUENCY: Spring quarters only from Spring 01

COVERAGE: Applies to all respondents in employment.

WCHSU - Whether respondent usually works Sunday

- (1) Yes
- (2) No

FREQUENCY: Spring quarters only from Spring 01

COVERAGE: Applies to all respondents in employment.

WKMON - Whether worked on a Monday

- (1) Yes
- (2) No

FREQUENCY: Spring and Autumn quarters only from Spring 01

COVERAGE: Applies to all respondents in employment during reference week or on a government scheme.

NOTES: This variable is derived from ACTWKDY(1-7).

WKTUE - Whether worked on a Tuesday

- (1) Yes
- (2) No

FREQUENCY: Spring and Autumn quarters only from Spring 01

COVERAGE: Applies to all respondents in employment during reference week or on a government scheme.

NOTES: This variable is derived from ACTWKDY(1-7).

WKWED - Whether worked on a Wednesday

- (1) Yes
- (2) No

FREQUENCY: Spring and Autumn quarters only from Spring 01

COVERAGE: Applies to all respondents in employment during reference week or on a government scheme.

NOTES: This variable is derived from ACTWKDY(1-7).

WKTHU - Whether worked on a Thursday

- (1) Yes
- (2) No

FREQUENCY: Spring and Autumn quarters only from Spring 01

COVERAGE: Applies to all respondents in employment during reference week or on a government scheme.

NOTES: This variable is derived from ACTWKDY(1-7).

WKFRI - Whether worked on a Friday

- (1) Yes
- (2) No

FREQUENCY: Spring and Autumn quarters only from Spring 01

COVERAGE: Applies to all respondents in employment during reference week or on a government scheme.

NOTES: This variable is derived from ACTWKDY(1-7).

WKSAT - Whether worked on a Saturday

- (1) Yes
- (2) No

FREQUENCY: Spring and Autumn quarters only from Spring 01

COVERAGE: Applies to all respondents in employment during reference week or on a government scheme.

NOTES: This variable is derived from ACTWKDY(1-7).

WKSUN - Whether worked on a Sunday

- (1) Yes
- (2) No

FREQUENCY: Spring and Autumn quarters only from Spring 01

COVERAGE: Applies to all respondents in employment during reference week or on a government scheme.

NOTES: This variable is derived from ACTWKDY(1-7).

EVSAT - Whether respondent ever works on a Saturday

- (1) Yes
- (2) No

FREQUENCY: Spring quarters only from Spring 99

COVERAGE: Applies to all respondents in employment who do not work on a Saturday.

EVSUN - Whether respondent ever works on a Sunday

- (1) Yes
- (2) No

FREQUENCY: Spring quarters only from Spring 99

COVERAGE: Applies to all respondents in employment who do not usually work on a Sunday.

CONWKEV - Inconvenience of evening/weekend working

- (1) Yes
- (2) No

FREQUENCY: Spring quarters only from Spring 04

COVERAGE: Applies to all respondents who do not do shift work or on-call work (and either work in the evening at least sometimes or work at night time at least sometimes or work Saturdays or Sundays at least sometimes).

NOTES: Respondents are asked to consider whether their own work arrangement is inconvenient for them and not whether any type of evening/ weekend/ night work would be inconvenient.

CTRLWK - Control over work schedule

- (1) How to do the work
- (2) When to do the work
- (3) When AND how to do the work
- (4) Neither determine when nor how to do the work

FREQUENCY: Spring quarters only from Spring 04

COVERAGE: Applies to all respondents who are self-employed (STAT = 2).

HOLS - Number of days of paid holiday entitlement

Number of days paid holiday

FREQUENCY: Autumn quarters only from Autumn 92

COVERAGE: Applies to all respondents who are employees.

NOTES: The number of days paid holiday excludes Public/Bank holidays.

As these days are not stored as whole numbers users should use 2 decimal places when 'ranging' days of paid holiday, i.e. 5 - 10 days should be ranged as 4.50 - 10.49 etc.

Post 1997 'Refusal' (-8) was coded as 98 (incorporating 'Don't Know'). Prior to 1998 the coding frame varies.

BANK - Whether respondent worked (in their main job) on any Bank or Public holidays during the period 1st Dec to 31st Aug

- (1) Yes
- (2) No

FREQUENCY: Autumn quarters only from Autumn 99

COVERAGE: Applies to all respondents who are employees.

BNKHOL(01-12) - Which Bank or Public holidays respondent worked on in last year

Autumn 1999

- (1) August Bank Holiday Mon 30th Aug 99 (IF NOT WORKING IN SCOTLAND/ Mon 2nd Aug 99 IF WORKING IN SCOTLAND)
- (2) July 12th holiday (ONLY IF WORKING IN NORTHERN IRELAND)
- (3) Spring Bank Holiday Mon 31st May 99
- (4) May Bank holiday Mon 3rd May 99
- (5) Easter Monday Mon 5th Apr 99
- (6) Good Friday Fri 2nd Apr 99
- (7) St Patrick's Day Wed 17th Mar 99 (ONLY IF WORKING IN NORTHERN IRELAND)
- (8) Hogmanay Mon 4th Jan 99 (ONLY IF WORKING IN SCOTLAND)
- (9) New Years Day Fri 1st Jan 99
- (10) Boxing Day Mon 28th Dec 98
- (11) Christmas Day Fri 25th Dec 98

Autumn 2000

- (1) August Bank Holiday Mon 28th Aug 2000 (IF NOT WORKING IN SCOTLAND)
- (2) Early August Bank Holiday Mon 7th Aug 2000 (IF WORKING IN SCOTLAND)
- (3) July 12th Holiday (ONLY IF WORKING IN NORTHERN IRELAND)
- (4) Spring Bank Holiday Mon 29th May 2000
- (5) May Bank Holiday Mon 1st May 2000
- (6) Easter Monday Mon 24th Apr 2000
- (7) Good Friday Fri 21st Apr 2000
- (8) St Patrick's Day Fri 17th Mar 2000 (ONLY IF WORKING IN NORTHERN IRELAND)
- (9) 2nd Day New Year's Tue 4th Jan 2000 (ONLY IF WORKING IN SCOTLAND)
- (10) New Year's Day Mon 3rd Jan 2000
- (11) Boxing Day Tue 28th Dec 1999
- (12) Christmas Day Mon 27th Dec 1999
- (13) New Year's Eve Fri 31st Dec 1999

Autumn 2001

- (1) August Bank Holiday Mon 27th Aug 2001 (IF NOT WORKING IN SCOTLAND)
- (2) Early August Bank Holiday Mon 6th Aug 2001 (IF WORKING IN SCOTLAND)
- (3) July 12th Holiday (ONLY IF WORKING IN NORTHERN IRELAND)
- (4) Spring Bank Holiday Mon 28th May 2001
- (5) May Bank Holiday Mon 7th May 2001
- (6) Easter Monday Mon 16th Apr 2001
- (7) Good Friday Fri 13th Apr 2001
- (8) St Patrick's Day Fri 16th Mar 2001 (ONLY IF WORKING IN NORTHERN IRELAND)
- (9) 2nd Day New Year's Tue 2nd Jan 2001 (ONLY IF WORKING IN SCOTLAND)
- (10) New Year's Day Mon 1st Jan 2001
- (11) Boxing Day Tue 26th Dec 2000
- (12) Christmas Day Mon 25th Dec 2000

BNKHOL(01-12) continued on next page...

BNKHOL(01-12) continued from previous page...

Autumn 2002

- (1) August Bank Holiday Mon 26th Aug 2002 (IF NOT WORKING IN SCOTLAND)
- (2) Early August Bank Holiday Mon 5th Aug 2002 (IF WORKING IN SCOTLAND)
- (3) July 12th Holiday (ONLY IF WORKING IN NORTHERN IRELAND)
- (4) Spring Bank Holiday Tues 4th Jun 2002
- (5) Queen's Jubilee Holiday Mon 3rd Jun 2002
- (6) May Bank Holiday Mon 6th May 2002
- (7) Easter Monday Mon 1st Apr 2002
- (8) Good Friday Fri 29th Mar 2002
- (9) St Patrick's Day Mon 18th Mar 2002 (ONLY IF WORKING IN NORTHERN IRELAND)
- (10) 2nd Day New Year's Wed 2nd Jan 2002 (ONLY IF WORKING IN SCOTLAND)
- (11) New Year's Day Tues 1st Jan 2002
- (12) Boxing Day Wed 26th Dec 2001
- (13) Christmas Day Tues 25th Dec 2001

Autumn 2003

- (1) August Bank Holiday Mon 25th Aug 2003 (IF NOT WORKING IN SCOTLAND)
- (2) Early August Bank Holiday Mon 4th Aug 2003 (IF WORKING IN SCOTLAND)
- (3) July 14th Holiday (ONLY IF WORKING IN NORTHERN IRELAND)
- (4) Spring Bank Holiday Mon 26th May 2003
- (5) May Bank Holiday Mon 5th May 2003
- (6) Easter Monday Mon 21st Apr 2003
- (7) Good Friday Fri 18th Apr 2003
- (8) St Patrick's Day Mon 17th Mar 2003 (ONLY IF WORKING IN NORTHERN IRELAND)
- (9) 2nd Day New Year's Thurs 2nd Jan 2003 (ONLY IF WORKING IN SCOTLAND)
- (10) New Year's Day Wed 1st Jan 2003
- (11) Boxing Day Thurs 26th Dec 2002
- (12) Christmas Day Wed 25th Dec 2002

FREQUENCY: Autumn quarters only from Autumn 99 to Autumn 03. Autumn quarters only (every 2 years) from Autumn 05

COVERAGE: Applies to all respondents who have worked on at least one bank/public holiday in the previous 12 months and country of work is UK.

NOTES: The number of categories in this variable depends on the number of public holidays for the year.

This variable is called BNKHL(1-12) in Autumn 01.

BNKHOLF - How many Bank or Public Holidays did respondent work on in past year

(1-13) Number of days

FREQUENCY: Autumn quarters only from Autumn 99 to Autumn 03. Autumn quarters only (every 2 years) from Autumn 05

COVERAGE: Applies to all respondents who have worked on at least one bank/public holiday in the previous 12 months and country of work is NOT UK.

BHPAID - Whether paid for working on Public Holidays

- (1) Yes
- (2) No

FREQUENCY: Autumn quarters only from Autumn 99 to Autumn 03. Autumn quarters only (every 2 years) from Autumn 05

COVERAGE: Applies to all respondents who are employees and worked on a Public holiday over the last year.

BHNOTA - Whether paid at least basic rate for Public holidays not worked

- (1) All of them
- (2) Some of them
- (3) None of them

FREQUENCY: Autumn quarters only from Autumn 99 to Autumn 03. Autumn quarters only (every 2 years) from Autumn 05

COVERAGE: Applies to all respondents who are employees and who did not work on a Public holiday over the last year.

BHNOTB - Whether paid at least basic rate for Public holiday not worked

- (1) Yes
- (2) No

FREQUENCY: Autumn quarters only from Autumn 99 to Autumn 03. Autumn quarters only (every 2 years) from Autumn 05

COVERAGE: Applies to all respondents who are employees and who did not work on a Public holiday over the last year.

BHNOTC - Reason for not being paid at least basic rate on public holidays not worked in last year

- (1) Only receive pay for actual days worked
- (2) Do not usually work on those days
- (3) Had not started current job
- (4) Other reason

FREQUENCY: Autumn quarters only from Autumn 99 to Autumn 03. Autumn quarters only (every 2 years) from Autumn 05

COVERAGE: Applies to all respondents who are employees and who did not work on a Public holiday over the last year.

UNION REPRESENTATION

UNION - Whether trade union or staff association member*

- (1) Yes
- (2) No

FREQUENCY: Autumn quarters only from Autumn 92

COVERAGE: Applies to all respondents in employment excluding those on college based schemes and unpaid family workers.

NOTES: From Autumn 92 to Autumn 94 only GB data is available (The variable IRTUSA records NI data for this period). Northern Ireland data has been amended to a quarterly basis from Winter 94. This ensures that both GB and NI trade union/staff association data are standard on an Autumn quarter only basis from Autumn 95.

In Autumn 97, incorrect routing of Northern Ireland respondents meant that only those who answered yes to TUPRES were asked UNION. Therefore, there was under-response of unknown size to UNION. Those who should have been asked UNION but were not have been coded 9 'Not answered' (1,350 cases).

TUPRES - Whether other people at workplace are members of trade union or staff association*

- (1) Yes
- (2) No

FREQUENCY: Autumn quarters only from Autumn 93

COVERAGE: Applies to all respondents in employment who are not a member of a staff association of trade union.

NOTES: From Autumn 99 onwards, this question was altered from whether there were unions etc. present at the workplace, to whether others employed at the workplace were members of such organisations, and also asked only to those who are not members of such organisations themselves rather to all in paid employment (excluding government schemes).

TUCOV - Whether agreements between trade union and employer affect pay and conditions*

- (1) Yes
- (2) No

FREQUENCY: Autumn quarters only from Autumn 96

COVERAGE: Applies to all respondents in employment excluding those on college based schemes and unpaid family workers.

NOTES: Replaces TUJOIN from Autumn 96.

***The order and routing of UNION, TUPRES and TUCOV were changed from Spring 1999 onwards.**

SECOND JOB

REFERENCE – SECOND JOB

SECJOB - Whether had second job in reference week

- (1) Yes
- (2) No

FREQUENCY: Each quarter from Spring 92

COVERAGE: Applies to all respondents who are employees, self employed, and persons on Government schemes, but not those who are doing paid work in addition to that done on a New Deal scheme.

NOTES: Casual or small jobs are included provided the job was paid. SECJMB should be used in preference to SECJOB when analysing numbers of people with second jobs.

Y2JOB - Whether had 2 jobs because of a change of job in reference week

- (1) Yes (changed jobs during week)
- (2) No

FREQUENCY: Each quarter from Spring 92

COVERAGE: Applies to all respondents who have a second paid job (SECJOB = 1).

NOTES: One purpose of this question is to distinguish between two groups of respondents: those who had two jobs in the reference week only because they changed jobs that week, and those who held two jobs at the same time. The first group are not asked details of their 'second job'. The second group, however, are asked for more information about their second job.

OCCUPATION IN SECOND JOB

SOCSEC - Occupation in second job

(100 - 999) Range of occupation codes

FREQUENCY: Each quarter from Spring 92 to Winter 2000. Each quarter from Spring 01 (on ONS datasets only)

COVERAGE: Applies to all respondents in employment with an additional regular job.

NOTES: This variable is derived from OCD2, Y2JOB, YTETJB & NEWDEA4.

LFS User Guide Volume 5 (LFS Classifications) gives a complete breakdown of occupation codes.

From Autumn 92 to Spring 99 inclusive, the row '304 Civil engineers' has been incorrectly labelled as '302 Civil engineers'.

SOC2KS - Occupation in second job

(1111-9259) Range of occupation codes

FREQUENCY: Each quarter from Spring 01

COVERAGE: Applies to all respondents in employment who have an additional regular job.

NOTES: This variable replaces SOCSEC. This variable is derived from OCOD2K2, Y2JOB, YTETJB & NEWDEA4.

LFS User Guide Volume 5 (LFS Classifications) gives a complete breakdown of occupation codes.

The new SOC2000 variables were introduced into the Labour Force Survey in Spring 2001, because SOC90 became outdated. The extensive revisions to the Standard Occupational Classification (SOC) include a tighter definition of managerial occupations and moving many job titles between major groups to reflect the repositioning of certain jobs. New occupations have been introduced in the fields of computing, environment and conservation and customer service occupations. Most of the major groups have been re-named and all have a different composition in terms of job titles compared with their SOC90 counterparts. There is no exact correspondence between SOC90 and SOC2000 at any level.

SC2KSMJ - Major occupation group (second job)

- (1) **Managers and Senior Officials**
- (2) **Professional occupations**
- (3) **Associate Professional and Technical**
- (4) **Administrative and Secretarial**
- (5) **Skilled Trades Occupations**
- (6) **Personal Service Occupations**
- (7) **Sales and Customer Service Occupations**
- (8) **Process, Plant and Machine Operatives**
- (9) **Elementary Occupations**

FREQUENCY: Each quarter from Spring 01

COVERAGE: Applies to all respondents in employment who have a regular additional job.

NOTES: This variable replaces SOCMAJS and is derived from SOC2KS.

LFS User Guide Volume 5 (LFS Classifications) gives a complete breakdown of occupation codes.

SC2KSMN - Minor occupation group (second job)

(111-999) Range of occupation codes

FREQUENCY: Each quarter from Spring 01

COVERAGE: Applies to all respondents in employment who have a regular additional job.

NOTES: This variable replaces SOCMINS and is derived from SOC2KS.

LFS User Guide Volume 5 (LFS Classifications) gives a complete breakdown of occupation codes.

INDUSTRY IN SECOND JOB: CONVERSION VARIABLE

From Winter 93 the industrial coding classifications (SIC80) have been completely updated (SIC92). In order to maintain some continuity the variable SICSEC is available on the Autumn 93 quarter to convert SIC80 1 digit codes to SIC92 1 digit codes and the variable SIC80S is available from Winter 93 onwards to convert SIC92 1 digit codes to SIC80 1 digit codes.

SIC80S - To compare SIC92 codes to SIC80 codes

- (1) 0: Agriculture, forestry & fishing
- (2) 1: Energy & water supply
- (3) 2: Mineral, ores, metals & chemicals
- (4) 3: Metal goods, engineering & vehicles
- (5) 4: Other manufacturing industries
- (6) 5: Construction
- (7) 6: Distribution, hotel & catering, repairs
- (8) 7: Transport & communication
- (9) 8: Banking, financial & business services
- (10) 9: Other services
- (11) 00: Diplomatic, international
- (12) Workplace outside UK

FREQUENCY: Each quarter from Winter 93

COVERAGE: Applies to all respondents in employment other than those in college based schemes.

NOTES: This conversion variable gives reasonable comparisons not exact conversions. SIC80S is equivalent to INDIVS. LFS User Guide Volume 5 (LFS Classifications) gives a complete industry breakdown of both SIC80 & SIC92.

INDUSTRY IN SECOND JOB – SIC92

INDM92S - Industry in second job

Winter 93
(001-458) **Range of industry codes**
(460) **No answer, NA**
(461) **Workplace outside UK**

Spring 94 to Summer 94
(001-458) **Range of industry codes**
(460) **No answer, NA**
(461) **Workplace outside UK**
(462) **Does not apply**

Autumn 94 onwards
(001-458) **Range of industry codes**
(459) **Inadequate description**
(461) **Workplace outside UK**

FREQUENCY: Each quarter from Winter 93

COVERAGE: Applies to all respondents in employment who have a regular additional job.

NOTES: This variable is derived from Y2JOB, YTETJB, AGE & ICD2. LFS User Guide Volume 5 (LFS Classifications) gives a complete industry breakdown of both SIC80 & SIC92.

INDS92S - Industry division in second job

Spring 94 to Summer 94

- (1) A: Agriculture, hunting and forestry
- (2) B: Fishing
- (3) C: Mining, quarrying
- (4) D: Manufacturing
- (5) E: Electricity, gas & water supply
- (6) F: Construction
- (7) G: Wholesale, retail & motor trade
- (8) H: Hotels & restaurants
- (9) I: Transport, storage & communication
- (10) J: Financial intermediation
- (11) K Real estate, renting & business activities
- (12) L: Public administration & defence
- (13) M: Education
- (14) N: Health & social work
- (15) O: Other community, social & personal
- (16) P: Private households with employed persons
- (17) Q: Extra-territorial organisations & bodies
- (18) NA, Inadequate description
- (19) Workplace outside UK
- (20) Does not apply

Winter 93, Autumn 94 onwards

- (1) A: Agriculture, hunting and forestry
- (2) B: Fishing
- (3) C: Mining, quarrying
- (4) D: Manufacturing
- (5) E: Electricity, gas & water supply
- (6) F: Construction
- (7) G: Wholesale, retail & motor trade
- (8) H: Hotels & restaurants
- (9) I: Transport, storage & communication
- (10) J: Financial intermediation
- (11) K Real estate, renting & business activities
- (12) L: Public administration & defence
- (13) M: Education
- (14) N: Health & social work
- (15) O: Other community, social & personal
- (16) P: Private households with employed persons
- (17) Q: Extra-territorial organisations & bodies
- (18) NA, Inadequate description
- (19) Workplace outside UK

FREQUENCY: Each quarter from Winter 93

COVERAGE: Applies to all respondents in employment who have a regular additional job.

NOTES: This variable is derived from INDM92S. LFS User Guide Volume 5 (LFS Classifications) gives a complete industry breakdown of both SIC80 & SIC92.

INDD92S - Industry class in second job

Spring 94 to Summer 94

(01-60)	Range of industry codes
(61)	NA, Inadequate description
(62)	Workplace outside UK
(63)	Does not apply

Winter 93, Autumn 94 onwards

(01-60)	Range of industry codes
(61)	NA, Inadequate description
(62)	Workplace outside UK

FREQUENCY: Each quarter from Winter 93

COVERAGE: Applies to all respondents in employment who have a regular additional job.

NOTES: This variable is derived from INDM92S. LFS User Guide Volume 5 (LFS Classifications) gives a complete industry breakdown of both SIC80 & SIC92.

INDG92S - Industry group in second job

Spring 94 to Summer 94

(001-207)	Range of industry codes
(208)	NA, Inadequate description
(209)	Workplace outside UK
(210)	Does not apply

Winter 93, Autumn 94 onwards

(001-207)	Range of industry codes
(208)	NA, Inadequate description
(209)	Workplace outside UK

FREQUENCY: Each quarter from Winter 93

COVERAGE: Applies to all respondents in employment who have a regular additional job.

NOTES: This variable is derived from INDM92S. LFS User Guide Volume 5 (LFS Classifications) gives a complete industry breakdown of both SIC80 & SIC92.

EMPLOYMENT STATUS IN SECOND JOB

SECJMBR - Employment status in second job (reported)

- (1) Employee
- (2) Self-employed
- (3) Status not stated
- (4) Changed jobs
- (5) No second job
- (6) No answer to second job
- (7) Does not apply

FREQUENCY: Each quarter from Spring 92

COVERAGE: Applies to all respondents who are in employment with an regular additional job.

NOTES: With the removal of the Census Matrix Edit SECJMBR supersedes the variable SECJMB.

This variable is derived from AGE, NEWDEA4, WRKING, YTETMP, YTETJB, SECJOB, Y2JOB & STAT2.

This variable should be used in preference to SECJOB for analysis of second jobs. Adding categories (1) to (3) gives the total number of people with second jobs.

For the Winter 93 quarter when using this variable you should also filter on 'in employment' to get the correct total as some 'inactive' respondents were miscoded.

SECJMB - Employment status in second job

- (1) Employee
- (2) Self-employed
- (3) Status not stated
- (4) Changed jobs
- (5) No second job
- (6) No answer to second job
- (7) Does not apply

FREQUENCY: Spring quarters only from Spring 92 (on ONS datasets only)

COVERAGE: Applies to all respondents who are in employment with an regular additional job.

NOTES: This variable is only available on ONS datasets.

With the removal of the Census Matrix Edit SECJMBR supersedes the variable SECJMB.

The notes for SECJMBR also apply to this variable.

STAT2 - Employment status in second job (reported)

- (1) Employee
- (2) Self-employed
- (3) Government scheme
- (4) Unpaid family worker

FREQUENCY: Each quarter from Spring 92

COVERAGE: Applies to all respondents in employment who have a regular additional job.

NOTES: From Spring 92 to Winter 00, this variable was called NSTAT2. NSTAT2 was processed through the Census Matrix Edit which checks the respondents occupation and their employment status for inconsistencies. With the removal of the edit, STAT2 supersedes the variable NSTAT2.

NSTAT2 - Employment status in second job

- (1) Employee
- (2) Self-employed

FREQUENCY: Spring quarters only from Spring 92 (on ONS datasets only)

COVERAGE: Applies to all respondents in employment with a regular additional job.

NOTES: This variable is only available on ONS datasets.

NSTAT2 is the same as STAT2, except it has been processed through the Census Matrix Edit which checks the respondents occupation and their employment status for inconsistencies. It is derived from STAT2 & OCOD2.

The notes for STAT2 also apply to this variable.

SUPVIS2 - Supervisory responsibility in second job

- (1) Yes
- (2) No

FREQUENCY: Each quarter from Spring 01

COVERAGE: Applies to all respondents who have an additional regular job (STAT2 = 1).

MANAG2 - Managerial duties in second job (reported)

- (1) Manager
- (2) Foreman or supervisor
- (3) Not manager or supervisor

FREQUENCY: Each quarter from Spring 92

COVERAGE: Applies to all respondents who are employees and who have a regular additional job (STAT2 = 1).

NOTES: From Spring 92 to Winter 00, this variable was called NMANAGE2. NMANAGE2 was processed through the Census Matrix Edit which checks the respondents occupation and their employment status for inconsistencies. With the removal of the edit MANAG2 supersedes the variable NMANAGE2.

If respondents have both managerial and supervisory duties then their main duty is recorded.

MPNSR02 - Number of employees second job (reported)

- | | |
|-----|-----------------------------------|
| (1) | 1-10 |
| (2) | 11-19 |
| (3) | 20-24 |
| (4) | Don't know but under 25 |
| (5) | 25-49 |
| (6) | 50-249 |
| (7) | 250-499 |
| (8) | Don't know but between 50 and 499 |
| (9) | 500 or more |

FREQUENCY: Each quarter from Spring 02

COVERAGE: Applies to all respondents in employment with a regular additional job.

NOTES: With the removal of the Census Matrix Edit MPNSR02 supersedes the variables MPNES02 & MPNSS02.

MPNSR02 is the number of employees in second job as reported. This variable is derived from STAT2 & SOLO2.

This variable records the total number of employees at the respondent's workplace, not just the number employed within the particular section/department he/she works in.

MPNES02 - Number of employees where worked second job

- | | |
|-----|-----------------------------------|
| (1) | 1-10 |
| (2) | 11-19 |
| (3) | 20-24 |
| (4) | Don't know but under 25 |
| (5) | 25-49 |
| (6) | 50-249 |
| (7) | 250-499 |
| (8) | Don't know but between 50 and 499 |
| (9) | 500 or more |

FREQUENCY: Spring quarters only from Spring 02 (on ONS datasets only)

COVERAGE: Applies to all respondents who are employees and have a regular additional job (STAT2 = 1).

NOTES: This variable is only available on ONS datasets.

With the removal of the Census Matrix Edit MPNSR02 supersedes the variables MPNES02 & MPNSS02.

The notes for MPNSR02 also apply to this variable.

SOLO2 - Working alone or employees in second job (reported)

- (1) Alone or with partner(s) but not employee
- (2) With employees

FREQUENCY: Each quarter from Spring 92

COVERAGE: Applies to all respondents who are self-employed and who have a regular additional job (STAT2 = 2).

NOTES: From Spring 92 to Winter 00, this variable was called NSOLO2. NSOLO2 was processed through the Census Matrix Edit which checks the respondents occupation and their employment status for inconsistencies. With the removal of the edit, SOLO2 supersedes the variable NSOLO2.

Self-employed people who use only other self-employed people in the business they run (e.g. builders) are coded 1.

MPNSS02 - Number of people employed self in second job

- (1) 1-10
- (2) 11-19
- (3) 20-24
- (4) Don't know but under 25
- (5) 25-49
- (6) 50-249
- (7) 250-499
- (8) Don't know but between 50 and 499
- (9) 500 or more

FREQUENCY: Spring quarters only from Spring 02 (on ONS datasets only)

COVERAGE: Applies to all respondents who are self-employed and have employees in their regular additional job (SOLO2 = 2).

NOTES: This variable is only available on ONS datasets.

With the removal of the Census Matrix Edit MPNSR02 supersedes the variables MPNES02 & MPNSS02.

The notes for MPNSR02 also apply to this variable.

JOBTYP2 - Permanency of second job

- (1) Permanent
- (2) Some way not permanent

FREQUENCY: Each quarter from Spring 01

COVERAGE: Applies to all respondents who have a regular additional job and didn't change jobs during the reference week (SECJOB = 1 AND Y2JOB = 2).

NOTES: Permanency relates to the job itself rather than to the individual who does the job. Someone who is being made redundant, retiring, going on maternity leave, or taking up another job may not regard their job as permanent, but they are still coded as 1 (permanent job). Respondents who have short-term contracts are coded according to whether they consider their job to be of a permanent nature.

JOBTMP2 - How second job not permanent

- (1) **Seasonal work**
- (2) **Fixed contract (period or task)**
- (3) **Agency temping**
- (4) **Casual work**
- (5) **Some other way not permanent**

FREQUENCY: Each quarter from Spring 01

COVERAGE: Applies to all respondents who said their second job was not permanent in some way (JOBTEMP2 = 2).

NOTES: Those who regard their job as not permanent are asked to specify in what way it is not permanent. If, at this stage, the respondent volunteers an answer relating to his or her personal circumstances e.g. retired, the interviewer is asked to return to JOBTYP and stress the first clause again.

HOURS IN SECOND JOB

ACTHR2 - Actual hours in second job including overtime

- (0-96) Hours**
- (97) 97 or more hours**
- (99) Don't know or refusal**

FREQUENCY: Each quarter from Spring 92

COVERAGE: Applies to all respondents whose second job was not due to a change in jobs in the reference week and is not doing paid work in addition to that done on a New Deal scheme (Y2JOB = 2 AND YTETJB = 1 AND NEWDEA4 ≠ 1, 6 or 19).

NOTES: This variable includes both paid and unpaid overtime.

In SuperCROSS this variable is called ACTHR2C and ACTHR2S. See note on page 2 for more information on SuperCROSS variables.

HOME WORKERS – SECOND JOB

HOME2 - Whether working from home in additional job

- (1) In your home
- (2) In the same grounds or buildings as your home
- (3) In different place using home as a base
- (4) Or somewhere quite separate from home

FREQUENCY: Spring and Autumn quarters only from Spring 92 to Winter 96. Each quarter from Spring 97

COVERAGE: Applies to all respondents whose second job was not due to a change in jobs in the reference week and is not doing paid work in addition to that done on a New Deal scheme (Y2JOB = 2 AND YTETJB = 1 AND NEWDEA4 ≠ 1, 6 or 19).

HOMED2(1-3) - Work at least one day at home in reference week

- (1) Own home
- (2) Same grounds or buildings
- (3) Different places using home as a base
- (4) Not worked at home during reference week

FREQUENCY: Spring and Autumn quarters only from Spring 97 to Autumn 99. Spring quarters only from Spring 2000

COVERAGE: Applies to all respondents whose second job was not due to a change in jobs in the reference week and is not doing paid work in addition to that done on a New Deal scheme (Y2JOB = 2 AND YTETJB = 1 AND NEWDEA4 ≠ 1, 6 or 19).

In SuperCROSS an additional variable called HOMED2M is available. See note on page 2 for more information on SuperCROSS variables.

TELQA2 - Whether respondent uses both a telephone and a computer to carry out work at home

- (1) Yes
- (2) No

FREQUENCY: Spring and Autumn quarters in 97. Spring quarters only from Spring 98

COVERAGE: Applies to all respondents who work mainly from home in their regular additional job or did so during the reference week (HOME2=1 or 3 OR HOMED2=1 or 3).

TELQB2 - Whether possible to work at home without using both telephone and computer

- (1) Yes
- (2) No

FREQUENCY: Spring and Autumn quarters in 1997. Spring quarters only from Spring 98

COVERAGE: Applies to all respondents who use both a telephone and a computer for work at home (TELQA2=1).

ATFRM2 - Who working for from home in additional job

- (1) **Family business**
- (2) **Outside firm or organisation**
- (3) **Own account**

FREQUENCY: Spring only in 92. Spring and Autumn quarters from Spring 93 to Autumn 99. Spring quarters only from Spring 2000

COVERAGE: Applies to all respondents who work mainly from home in their regular additional job or did so during the reference week (HOME2=1 or 3 OR HOMED2=1 or 3).

SMEST2 - Type of work done from same grounds etc in additional job

- (1) **Own or rent a business**
- (2) **Have a living-in job**
- (3) **Accommodation provided by employer**

FREQUENCY: Spring only in 92. Spring and Autumn quarters from Spring 93 to Autumn 99. Spring quarters only from Spring 2000

COVERAGE: Applies to all respondents who work mainly in the same grounds or buildings as their home in their regular additional job or did so during the reference week (HOME2 = 2 or HOMED2 = 2).

LOCATION OF SECOND JOB

REGWK2R - Region of workplace for second job (reported)

1992 only	1993 onwards
(1) Tyne & Wear	(1) Tyne & Wear
(2) Rest of Northern region	(2) Rest of Northern region
(3) South Yorkshire	(3) South Yorkshire
(4) West Yorkshire	(4) West Yorkshire
(5) Rest of Yorkshire & Humberside	(5) Rest of Yorkshire & Humberside
(6) East Midlands	(6) East Midlands
(7) East Anglia	(7) East Anglia
(8) Inner London	(8) Central London
(9) Outer London	(9) Inner London (not central)
(10) Rest of South East	(10) Outer London
(11) South West	(11) Rest of South East
(12) West Midlands (met county)	(12) South West
(13) Rest of West Midlands	(13) West Midlands (met county)
(14) Greater Manchester	(14) Rest of West Midlands
(15) Merseyside	(15) Greater Manchester
(16) Rest of North West	(16) Merseyside
(17) Wales	(17) Rest of North West
(18) Strathclyde	(18) Wales
(19) Rest of Scotland	(19) Strathclyde
(20) Northern Ireland	(20) Rest of Scotland
(21) Workplace outside UK	(21) Northern Ireland
	(22) Workplace outside UK

FREQUENCY: Spring and Autumn quarters only from Spring 92 to Spring 93 (on ONS datasets only). Spring & Autumn quarters only from Autumn 93 to Autumn 96. Each quarter from Spring 97

COVERAGE: Applies to all respondents in employment with a regular additional job.

NOTES: With the removal of the Census Matrix Edit REGWK2R supersedes the variable REGWK2.

This variable is derived from STAT2, HOME, URESMC, INDM92M, UALDWK2 & WKPL99. From Spring 2000 UALDWK2 is used in the derivation of this variable; prior to this LADWK2 is used.

Central London is defined by the Department of Transport as the area within the bounds of the main London British Rail train termini.

REGWK2 and REGWK2T have been combined from 1993 onwards.

This variable is not available in SPSS or on public datasets in Summer 1999.

REGWK2 - Region of workplace for second job**1992 only**

- (1) Tyne & Wear
- (2) Rest of Northern region
- (3) South Yorkshire
- (4) West Yorkshire
- (5) Rest of Yorkshire & Humberside
- (6) East Midlands
- (7) East Anglia
- (8) Inner London
- (9) Outer London
- (10) Rest of South East
- (11) South West
- (12) West Midlands (met county)
- (13) Rest of West Midlands
- (14) Greater Manchester
- (15) Merseyside
- (16) Rest of North West
- (17) Wales
- (18) Strathclyde
- (19) Rest of Scotland
- (20) Northern Ireland
- (21) Workplace outside UK

1993 onwards

- (1) Tyne & Wear
- (2) Rest of Northern region
- (3) South Yorkshire
- (4) West Yorkshire
- (5) Rest of Yorkshire & Humberside
- (6) East Midlands
- (7) East Anglia
- (8) Central London
- (9) Inner London (not central)
- (10) Outer London
- (11) Rest of South East
- (12) South West
- (13) West Midlands (met county)
- (14) Rest of West Midlands
- (15) Greater Manchester
- (16) Merseyside
- (17) Rest of North West
- (18) Wales
- (19) Strathclyde
- (20) Rest of Scotland
- (21) Northern Ireland
- (22) Workplace outside UK

FREQUENCY: Spring quarters only from Spring 92 (on ONS datasets only)

COVERAGE: Applies to all respondents in employment with a regular additional job.

NOTES: This variable is only available on ONS datasets.

With the removal of the Census Matrix Edit REGWK2R supersedes the variable REGWK2.

The notes for REGWK2R also apply to this variable.

GORWK2R - Region of workplace for second job (reported)

- (1) Tyne & Wear
- (2) Rest of North East
- (3) Greater Manchester
- (4) Merseyside
- (5) Rest of North West
- (6) South Yorkshire
- (7) West Yorkshire
- (8) Rest of Yorkshire & Humberside
- (9) East Midlands
- (10) West Midlands (met county)
- (11) Rest of West Midlands
- (12) East of England
- (13) Central London
- (14) Inner London
- (15) Outer London
- (16) South East
- (17) South West
- (18) Wales
- (19) Strathclyde
- (20) Rest of Scotland
- (21) Northern Ireland
- (22) Workplace outside UK

FREQUENCY: Spring and Autumn quarters only from Autumn 93 to Autumn 97. Each quarter from Spring 98

COVERAGE: Applies to all respondents in employment.

NOTES: With the removal of the Census Matrix Edit GORWK2R supersedes the variable GORWK2.

This variable is derived from STAT2, HOME2, GOVTOR, INDM92S, UALDWK2 & WKPL99. From Spring 2000 UALDWK2 is used in the derivation of this variable; prior to this LADWK2 was used.

This variable is based on Government Office Regions. Central London is defined by the Department of Transport as the area within the bounds of the main London British Rail train termini.

GORWK2 - Region of workplace for second job

- (1) Tyne & Wear
- (2) Rest of North East
- (3) Greater Manchester
- (4) Merseyside
- (5) Rest of North West
- (6) South Yorkshire
- (7) West Yorkshire
- (8) Rest of Yorkshire & Humberside
- (9) East Midlands
- (10) West Midlands (met county)
- (11) Rest of West Midlands
- (12) East of England
- (13) Central London
- (14) Inner London
- (15) Outer London
- (16) South East
- (17) South West
- (18) Wales
- (19) Strathclyde
- (20) Rest of Scotland
- (21) Northern Ireland
- (22) Workplace outside UK

FREQUENCY: Spring quarters only from Spring 94 (on ONS datasets only)

COVERAGE: Applies to all respondents in employment.

NOTES: This variable is only available on ONS datasets.

With the removal of the Census Matrix Edit GORWK2R supersedes the variable GORWK2.

The notes for GORWK2R also apply to this variable.

SEEKING/NOT SEEKING WORK

REASON FOR SEEKING A REPLACEMENT/ADDITIONAL PAID JOB

DIFJOB - Whether looking for different or additional paid job or business

- (1) Yes
- (2) No

FREQUENCY: Each quarter from Spring 92

COVERAGE: Applies to all respondents in employment.

NOTES: Looking for a different or additional paid job or business may cover a wide range of activities, from looking through newspaper advertisements to actively writing to prospective employers and attending interviews. It represents something more than simply feeling dissatisfied with the present job but beyond the respondent deciding whether he or she was looking for work. Self-employed people may interpret 'looking for additional business' as trying to increase their present business. They are coded 1 only if they were looking for a different business last week, and not just for additional clients.

ADDJOB - Whether seeking replacement or additional job

- (1) A new job to replace your present (main) job
- (2) An additional job

FREQUENCY: Each quarter from Spring 92

COVERAGE: Applies to all respondents who were looking for an additional or different job or business in the reference week (DIFJOB = 1).

LOOKM(1-3) - Reasons for looking for different job

- (1) Present job may come to an end
- (2) Present job is to fill time before finding another job
- (3) Pay unsatisfactory in present job
- (4) Journey to work unsatisfactory in present job
- (5) Respondent wants to work longer hours than in present job
- (6) Respondent wants to work shorter hours than in present job
- (7) Other aspects of present job unsatisfactory
- (8) Other reasons

FREQUENCY: Each quarter from Spring 92

COVERAGE: Applies to all respondents who were looking for a new job to replace their present main job (ADDJOB = 1).

NOTES: Respondents may give up to three responses. Prior to Spring 97 this variable was coded as LOOKM (0-2).

In SuperCROSS an additional variable called LOOKMM is available. See note on page 2 for more information on SuperCROSS variables.

PREFHR - Preferred working hours in new job being looked for

- (1) Longer
- (2) Shorter
- (3) The same
- (4) Don't know, no preference

FREQUENCY: Each quarter from Spring 92 to Winter 92. Summer and Winter quarters from Summer 93 to Winter 95. Each quarter from Spring 96

COVERAGE: Applies to all respondents who did not give longer/shorter hours as their reason for looking for another job (LOOKM ≠ 5 or 6).

LESPAY - Whether accept less pay for shorter hours in new job being sought

- (1) Would still prefer shorter hours
- (2) Would not prefer shorter hours
- (3) Don't know

FREQUENCY: Each quarter from Spring 92 to Winter 92. Summer and Winter quarters from Summer 93 (Summer only in 98 & 99). Each quarter from Spring 2000

COVERAGE: Applies to all respondents who were looking for a different job with shorter hours to replace their present one (LOOKM = 6 or PREFHR = 2).

WHETHER LOOKING

LOOK4 - Whether looking for paid work in last four weeks

- (1) Yes
- (2) No

FREQUENCY: Each quarter from Spring 92

COVERAGE: Applies to all respondents who did unpaid work in the reference week or have no current job (EVERWK = 1 or 2 OR OWNBUS = 1 OR RELBUS = 1).

LKYT4 - Whether looking for a place on a Government scheme in last four weeks

- (1) Yes
- (2) No

FREQUENCY: Each quarter from Spring 92

COVERAGE: Applies to all respondents not seeking work in the four weeks prior to the reference week and are aged between 16 and 59 (LOOK4 = 2 AND AGE = 16 - 59).

EMPLOYMENT STATUS

TYEMPS - Type of employment sought

- (1) Self employment
- (2) Full-time employee
- (3) Part-time employee
- (4) Employee - no preference
- (5) Employee - time not stated
- (6) Full-time - no preference
- (7) Part-time - no preference
- (8) No preference - no preference
- (9) No preference - time not stated
- (10) Type of employment not stated
- (11) Looking for a place on a government scheme/being assessed by ET training agent

FREQUENCY: Each quarter from Spring 92

COVERAGE: Applies to all respondents who are looking for employment.

NOTES: "Time not stated" refers to respondents who did not state whether they were seeking full or part time work. For analysis purposes codes '2, 4, 5, 6, 8 & 9' are usually treated as 'full-time' and codes '3 & 7' as part-time.

This variable is derived from AGE, WRKING, JBAWAY, DIFJOB, NEWDEA4, YTETMP, YTETJB, LKSELA, LKFTPA, LOOK4, LKYT4, WAIT, LKSELC, LKFTPC & NOLOOK.

LKSELA - Whether looking for work as employee or self employed

- (1) As an employee
- (2) As self-employed
- (3) No preference

FREQUENCY: Each quarter from Spring 92

COVERAGE: Applies to all respondents looking for paid work in the last four weeks (DIFJOB = 1 OR LOOK4 =1 AND JBAWAY ≠ 3).

LKSELC - Will be starting work as an employee or self-employed

- (1) As an employee
- (2) As self-employed

FREQUENCY: Each quarter from Spring 92

COVERAGE: Applies to all respondents who are waiting to take up a job (WAIT = 1 OR JBAWAY = 3).

LKFTPA - Whether looking for full or part time work

- (1) Full-time
- (2) Part-time
- (3) No preference

FREQUENCY: Each quarter from Spring 92

COVERAGE: Applies to all respondents who were seeking work as an employee or had no preference over working as an employee or self-employed (LKSELA = 1 or 3).

LKFTPC - Will be starting full or part time work

- (1) Full-time
- (2) Part-time

FREQUENCY: Each quarter from Spring 92

COVERAGE: Applies to all respondents who would be willing to work as an employee (LKSELC = 1).

AXPA - Whether would accept part time work

- (1) Yes
- (2) No

FREQUENCY: Each quarter from Spring 92 to Winter 97 (not Spring 93). Spring quarters only from Spring 98

COVERAGE: Applies to all respondents that would like a full time job (LKFTPA = 1).

NOTES: Respondents are asked whether they would accept a part time job if they could not find a full time one. It differs from AXPB which asks a similar question of those who have already found a full time job.

AXPB - Whether would have accepted part time work

- (1) Yes
- (2) No

FREQUENCY: Each quarter from Spring 92 to Winter 97 (not Spring 93). Spring quarters only from Spring 96

COVERAGE: Applies to all respondents that have found a full-time job (LKFTPC= 1).

NOTES: Respondents are asked whether they would have accepted a part time job if they had been unable to find a full time one. It differs from AXPA, which asks a similar question of those who are still looking for a full time job.

AXFA - Whether would accept full time work

- (1) Yes
- (2) No

FREQUENCY: Each quarter from Spring 92 to Winter 97 (not Spring 93). Spring quarters only from Spring 98

COVERAGE: Applies to all respondents that would like a part time job (LKFTPA = 2).

NOTES: Respondents are asked whether they would have accepted a full time job if they had been unable to find a part time one. It differs from AXFB, which asks a similar question of those who have already found a part time job.

AXFB - Whether would have accepted full time work

- (1) Yes
- (2) No

FREQUENCY: Each quarter from Spring 92 to Winter 97 (not Spring 93). Spring quarters only from Spring 96

COVERAGE: Applies to all respondents that have found a part-time job (LKFTPC = 2).

NOTES: Respondents are asked whether they would have accepted a full time job if they had been unable to find a part time one. It differs from AXFA, which asks a similar question of those who are still looking for a part time job.

UNDEREMPLOYMENT

UNDEMP - Whether would like to work longer hours, at current basic rate of pay, given the opportunity

- (1) Yes
- (2) No

FREQUENCY: Each quarter from Spring 96

COVERAGE: Applies to all respondents who are not looking for a different or additional job (DIFJOB=2).

UNDHRS - Number of extra hours would like to work

- (0-96) Hours of work
- (97) 97 or more

FREQUENCY: Each quarter from Spring 96

COVERAGE: Applies to all respondents who would like to work longer hours (UNDEMP = 1 OR LOOKM = 5 OR PREFHR = 1 OR ADDJOB = 2).

In SuperCROSS this variable is called UNDHRSC and UNDHRSS. See note on page 2 for more information on SuperCROSS variables.

UNDY98(1-9) - Reasons for not looking for additional or different job with longer hours

- (1) Would like to work longer hours in existing job
- (2) Feel that there is no work available given qualifications and/or experience
- (3) Believe that no work is available nearby
- (4) Waiting for the results of examinations already taken
- (5) Waiting for the results of job application
- (6) Waiting for the outcome of measures to start up a business
- (7) Have health problems
- (8) Do not want to look for work immediately
- (9) Other reason

FREQUENCY: Each quarter from Spring 98

COVERAGE: Applies to all respondents who are not seeking another job but wants longer hours (UNDEMP = 1).

In SuperCROSS an additional variable called UNDY98M is available. See note on page 2 for more information on SuperCROSS variables.

UNWYMN - Main reason for not looking for additional or different job with longer hours

- (1) Would like to work longer hours in existing job
- (2) Feel that there is no work available given qualifications and/or experience
- (3) Believe that no work is available nearby
- (4) Waiting for the results of examinations already taken
- (5) Waiting for the results of job application
- (6) Waiting for the outcome of measures to start up a business
- (7) Have health problems
- (8) Do not want to look for work immediately
- (9) Other reason

FREQUENCY: Each quarter from Spring 98

COVERAGE: Applies to all respondents who are not seeking another job but wants longer hours (UNDEMP = 1).

UNDST - Whether available to start working longer hours, or start a job with longer hours, within next two weeks

- (1) Yes
- (2) No

FREQUENCY: Each quarter from Spring 97

COVERAGE: Applies to all respondents looking for a replacement job with longer hours, or who would work longer hours in their current job, given the opportunity.

UNDNST - Reason unable to start new job in two weeks

- (1) Must complete education or training
- (2) Cannot leave current job within two weeks
- (3) Looking after family home
- (4) Have health problems
- (5) Other reason

FREQUENCY: Each quarter from Spring 97

COVERAGE: Applies to all respondents who are unable to start an additional or replacement job with longer hours in two weeks (UNDST = 2).

UNDSKHR - Approached employer about working more hours

- (1) Yes
- (2) No

FREQUENCY: Each quarter from Spring 2000 to Winter 2000 (on ONS datasets only). Each quarter from Spring 01

COVERAGE: Applies to all respondents who are employees and want to work longer hours.

UNDABL - Whether employer able to increase hours

- (1) Yes
- (2) No

FREQUENCY: Each quarter from Spring 98

COVERAGE: Applies to all respondents who are employees and want to work longer hours.

EXTHRS - Main reason for not taking up extra hours with current employer

- (1) Must complete education or training
- (2) Looking after family / home
- (3) Health problems
- (4) Other reason
- (5) Don't know

FREQUENCY: Each quarter from Spring 99

COVERAGE: Applies to all respondents whose employer is able to offer increased hours (UNDABL = 1).

EXTOTH - Other reasons for not taking up hour

Other reasons recorded

FREQUENCY: Spring quarters only from Spring 99

COVERAGE: Applies to all respondents who stated 'other reasons' for not taking up extra hours with current employer (EXTHRS = 4).

LESPAY2 - Whether prefer to work shorter hours than at present in current job

- (1) Yes
- (2) No

FREQUENCY: Each quarter from Spring 2000 to Winter 2000 (on ONS datasets only). Each quarter from Spring 01

COVERAGE: Applies to all respondents who are not looking for another job and do not want a job with more hours (DIFJOB = 2 AND UNDEMP = 2).

NOTES: This variable is not available on SuperCROSS public datasets in 2001, Summer 02 and Winter 02.

LESPAY3 - Whether would work shorter hours for less pay

- (1) Yes
- (2) No

FREQUENCY: Each quarter from Spring 2000 to Winter 2000 (on ONS datasets only). Each quarter from Spring 01

COVERAGE: Applies to all respondents who would prefer to work shorter hours (LESPAY2 = 1).

NOTES: This variable is not available on SuperCROSS public datasets in 2001, Summer 02 and Winter 02.

OVHRS - How many fewer hours would you like to work

- (97) 97 or more
 (99) Don't know / No answer

FREQUENCY: Each quarter from Spring 2000 to Winter 2000 (on ONS datasets only). Each quarter from Spring 01

COVERAGE: Applies to all respondents who would work shorter hours for less pay or would work shorter hours in current job for less pay (LESPAY = 1 OR LESPAY3 = 1).

NOTES: In SuperCROSS an additional variable called OVHRSC is available. See note on page 2 for more information on SuperCROSS variables.

This variable is not available on SuperCROSS public datasets in 2001, Summer 02 and Winter 02.

OVST - Could start new job working shorter hours in two weeks

- (1) Yes
 (2) No

FREQUENCY: Each quarter from Spring 2000 to Winter 2000 (on ONS datasets only). Each quarter from Spring 01

COVERAGE: Applies to all respondents who would work shorter hours for less pay or would work shorter hours in current job for less pay (LESPAY = 1 OR LESPAY3 = 1).

NOTES: This variable is not available on SuperCROSS public datasets in 2001, Summer 02 and Winter 02.

OVNST - Main reason couldn't start in two weeks

- (1) Must complete education or training
 (2) Cannot leave your current job within two weeks
 (3) Are looking after your family/home
 (4) Have health problems
 (5) Other reasons

FREQUENCY: Each quarter from Spring 2000 to Winter 2000 (on ONS datasets only). Each quarter from Spring 01

COVERAGE: Applies to all respondents who could not start an additional/replacement job with shorter hours in two weeks (OVST = 2).

NOTES: This variable is not available on SuperCROSS public datasets in 2001, Summer 02 and Winter 02.

OVSKHR - Approached employer about working fewer hours each week

- (1) Yes
 (2) No

FREQUENCY: Each quarter from Spring 2000 to Winter 2000 (on ONS datasets only). Each quarter from Spring 01

COVERAGE: Applies to all respondents who are employees and would work shorter hours for less pay or would work shorter hours in current job for less pay.

NOTES: This variable is not available on SuperCROSS public datasets in 2001, Summer 02 and Winter 02.

OVABL - Employer able to let you work shorter hours

- (1) Yes
- (2) No

FREQUENCY: Each quarter from Spring 2000 to Winter 2000 (on ONS datasets only). Each quarter from Spring 01

COVERAGE: Applies to all respondents who are employees and would work shorter hours for less pay or would work shorter hours in current job for less pay.

NOTES: This variable is not available on SuperCROSS public datasets in 2001, Summer 02 and Winter 02.

ILO UNEMPLOYMENT

WHEN LEFT LAST JOB

DURUN - Duration of unemployment

- (1) Less than 3 months
- (2) 3 months but less than 6 months
- (3) 6 months but less than 12 months
- (4) 1 year but less than 2 years
- (5) 2 years but less than 3 years
- (6) 3 years but less than 4 years
- (7) 4 years but less than 5 years
- (8) 5 years or more

FREQUENCY: Each quarter from Spring 92

COVERAGE: Applies to all respondents who are unemployed.

NOTES: This variable shows the minimum of the length of time looking for work and the length of time since the respondent's last job.

It is derived from SCHM04, LKTIMA, LKTIMB, AGE, WRKING, JBAWAY, COUNTRY, TECLEC4, YTETMP, YTETJB, NEWDEA4, RELBUS, OWNBUS, START, LOOK4, LKYT4, WAIT & WNLEFT.

DURUN2 - Duration of unemployment

- (1) Less than 3 months
- (2) 3 months but less than 6 months
- (3) 6 months but less than 12 months
- (4) 12 months but less than 18 months
- (5) 18 months but less than 2 years
- (6) 2 years but less than 3 years
- (7) 3 years but less than 4 years
- (8) 4 years but less than 5 years
- (9) 5 years or more

FREQUENCY: Each quarter from Autumn 2000

COVERAGE: Applies to all respondents who are unemployed.

NOTES: This variable was created to provide a better monitor of the New Deal.

It shows the minimum of the length of time looking for work and the length of time since the respondent's last job.

It is derived from SCHM04, LKTIMA, LKTIMB, AGE, WRKING, JBAWAY, COUNTRY, TECLEC4, YTETMP, YTETJB, NEWDEA4, RELBUS, OWNBUS, START, LOOK4, LKYT4, WAIT & WNLEFT.

WNLEFT - When left last job

- (1) Less than 3 months
- (2) 3 months but less than 6 months
- (3) 6 months but less than 12 months
- (4) 1 year but less than 2 years
- (5) 2 years but less than 3 years
- (6) 3 years but less than 4 years
- (7) 4 years but less than 5 years
- (8) 5 years or more
- (9) Never had paid job

FREQUENCY: Each quarter from Spring 92

COVERAGE: Applies to all respondents who did no work in the reference week and were not away from any job or business but have worked in the past.

NOTES: This variable is derived from REFWKY, REFWKM, AGE, WRKING, JBAWAY, COUNTRY, SCHM04, TECLEC4, NEWDEA4, OWNBUS, RELBUS, YTETMP, YTETJB, EVERWK, LEFTM & LEFTYR.

This variable is not available on SuperCROSS from Spring 92 to Autumn 92.

WNLEFT2 - When left last job

- (1) Less than 3 months
- (2) 3 months but less than 6 months
- (3) 6 months but less than 12 months
- (4) 12 months but less than 18 months
- (5) 18 months but less than 2 years
- (6) 2 years but less than 3 years
- (7) 3 years but less than 4 years
- (8) 4 years but less than 5 years
- (9) 5 years or more
- (10) Never had paid job

FREQUENCY: Each quarter from Autumn 2000

COVERAGE: Applies to all respondents who did no work in the reference week and were not away from any job or business but have worked in the past.

NOTES: This variable was created to provide a better monitor of the New Deal.

This variable is derived from REFWKY, REFWKM, AGE, WRKING, JBAWAY, COUNTRY, SCHM04, TECLEC4, NEWDEA4, OWNBUS, RELBUS, YTETMP, YTETJB, EVERWK, LEFTM & LEFTYR.

LEFTYR - Year left last job

Year in which left last job (last two digits)

FREQUENCY: Each quarter from Spring 92

COVERAGE: Applies to all respondents who did no work in the reference week, and were not away from any job or business, but have had a paid job in the past (EVERWK =1).

LEFTM - Month left last job

- (1) **January**
- (2) **February**
- (3) **March**
- (4) **April**
- (5) **May**
- (6) **June**
- (7) **July**
- (8) **August**
- (9) **September**
- (10) **October**
- (11) **November**
- (12) **December**

FREQUENCY: Each quarter from Spring 92

COVERAGE: Applies to all respondents did no work in the reference week and who left their last job within eight years of the reference week (LEFTYR <= 8).

LEFTW - Whether left last job in reference week

- (1) **Yes**
- (2) **No**

FREQUENCY: Each quarter from Spring 92

COVERAGE: Applies to all respondents who left their last job within the last month.

NOTES: The coverage of this variable implies that the respondent left their last job within the last four weeks.

OCCUPATION IN LAST JOB

SOCLAST - Occupation in last job

(100-999) Range of occupation codes

FREQUENCY: Each quarter from Spring 92 to Winter 2000. Each quarter from Spring 01 (on ONS datasets only)

COVERAGE: Applies to all respondents who did no work in the reference week and were not away from any job or business but have worked in the past 8 years.

NOTES: This variable is derived from STAT, EVERWK & OCOD.

LFS User Guide Volume 5 (LFS Classifications) gives a complete breakdown of occupation codes.

From Autumn 92 to Spring 99 inclusive, the row '304 Civil engineers' has been incorrectly labelled as '302 Civil engineers'.

SOC2KL - Occupation (last job)

(1111-9259) Range of occupation codes

FREQUENCY: Each quarter from Spring 01

COVERAGE: Applies to all respondents who did no work in the reference week and were not away from any job or business but have worked in the past 8 years.

NOTES: This variable replaces SOCLAST and is derived from STAT, EVERWK & OCOD2KM.

LFS User Guide Volume 5 (LFS Classifications) gives a complete breakdown of occupation codes.

The new SOC2000 variables were introduced into the Labour Force Survey in Spring 2001, because SOC90 became outdated. The extensive revisions to the Standard Occupational Classification (SOC) include a tighter definition of managerial occupations and moving many job titles between major groups to reflect the repositioning of certain jobs. New occupations have been introduced in the fields of computing, environment and conservation and customer service occupations. Most of the major groups have been re-named and all have a different composition in terms of job titles compared with their SOC90 counterparts. There is no exact correspondence between SOC90 and SOC2000 at any level.

SC2KLMJ - Major occupation group (last job)

- (1) Managers and Senior Officials**
- (2) Professional occupations**
- (3) Associate Professional and Technical**
- (4) Administrative and Secretarial**
- (5) Skilled Trades Occupations**
- (6) Personal Service Occupations**
- (7) Sales and Customer Service Occupations**
- (8) Process, Plant and Machine Operatives**
- (9) Elementary Occupations**

FREQUENCY: Each quarter from Spring 01

COVERAGE: Applies to all respondents who did no work in the reference week and were not away from any job or business but have worked in the past 8 years.

NOTES: This variable replaces SOCMAJL and is derived from SOC2KL.

LFS User Guide Volume 5 (LFS Classifications) gives a complete breakdown of occupation codes.

SC2KLMN - Minor occupation group (last job)

(111 – 999) Range of Occupation Codes

FREQUENCY: Each quarter from Spring 01

COVERAGE: Applies to all respondents who did no work in the reference week and were not away from any job or business but have worked in the past 8 years.

NOTES: This variable replaces SOCMINL and is derived from SOC2KL.

LFS User Guide Volume 5 (LFS Classifications) gives a complete breakdown of occupation codes.

INDUSTRY IN LAST JOB – CONVERSION VARIABLE

From Winter 93 the industrial coding classifications (SIC80) have been completely updated (SIC92). In order to maintain some continuity the variable SICLAST is available on Autumn 93 to convert SIC80 1 digit codes to SIC92 1 digit codes and the variable SIC80L is available from Winter 93 onwards to convert SIC92 1 digit codes to SIC80 1 digit codes.

SIC80L - To compare SIC92 codes to SIC80 codes

- | | |
|------|---|
| (1) | 0: Agriculture, Forestry & fishing |
| (2) | 1: Energy & water supply |
| (3) | 2: Minerals, ores, metals & chemicals |
| (4) | 3: Metal goods, Engineering & vehicles |
| (5) | 4: Other manufacturing industries |
| (6) | 5: Construction |
| (7) | 6: Distribution, hotel & catering, repairs |
| (8) | 7: Transport & communication |
| (9) | 8: Banking, financial & business services |
| (10) | 9: Other services |
| (11) | 00: Diplomatic, international |
| (12) | Workplace outside UK |

FREQUENCY: Each quarter from Winter 93

COVERAGE: Applies to all respondents who did no work in the reference week and were not away from any job or business but have worked in the past years.

NOTES: This conversion variable gives reasonable comparisons, not exact conversions.

SIC80L is equivalent to INDIVL. LFS User Guide Volume 5 (LFS Classifications) gives a full industry breakdown of both SIC80 & SIC92 codes.

INDUSTRY IN LAST JOB – SIC92

INDM92L - Industry in last job

Winter 93	
(001-458)	Range of industry codes
(460)	No answer, NA
(461)	Workplace outside UK
Spring 94 to Summer 94	
(001-458)	Range of industry codes
(460)	No answer, NA
(461)	Workplace outside UK
(462)	Does not apply
Autumn 94 onwards	
(001-458)	Range of industry codes
(459)	Inadequate description, No reply
(461)	Workplace outside UK

FREQUENCY: Each quarter from Winter 93

COVERAGE: Applies to all respondents who did no work in the reference week and were not away from any job or business but have worked in the past 8 years.

NOTES: This variable is derived from STAT, EVERWK & ICDM.

LFS User Guide Volume 5 (LFS Classifications) gives a full industry breakdown of both SIC80 & SIC92 codes.

INDS92L - Industry division in last job

Spring 94 to Summer 94	
(01-17)	Range of industry codes
(18)	NA, Inadequate description
(19)	Workplace outside UK
(20)	Does not apply
Winter 93, Autumn 94 onwards	
(01-17)	Range of industry codes
(18)	NA, Inadequate description
(19)	Workplace outside UK

FREQUENCY: Each quarter from Winter 93

COVERAGE: Applies to all respondents who did no work in the reference week and were not away from any job or business but have worked in the past 8 years.

NOTES: This variable is derived from INDM92L.

LFS User Guide Volume 5 (LFS Classifications) gives a full industry breakdown of both SIC80 & SIC92 codes.

INDD92L - Industry class in last job

Spring 94 to Summer 94

(01-60)	Range of industry codes
(61)	NA, Inadequate description
(62)	Workplace outside UK
(63)	Does not apply

Winter 93, Autumn 94 onwards

(01-60)	Range of industry codes
(61)	NA, Inadequate description
(62)	Workplace outside UK

FREQUENCY: Each quarter from Winter 93

COVERAGE: Applies to all respondents who did no work in the reference week and were not away from any job or business but have worked in the past 8 years.

NOTES: This variable is derived from INDM92L.

LFS User Guide Volume 5 (LFS Classifications) gives a full industry breakdown of both SIC80 & SIC92 codes.

INDG92L - Industry group in last job

Spring 94 to Summer 94

(001-207)	Range of industry codes
(208)	NA, Inadequate description
(209)	Workplace outside UK
(210)	Does not apply

Winter 93, Autumn 94 onwards

(001-207)	Range of industry codes
(208)	NA, Inadequate description
(209)	Workplace outside UK

FREQUENCY: Each quarter from Winter 93

COVERAGE: Applies to all respondents who did no work in the reference week and were not away from any job or business but have worked in the past 8 years.

NOTES: This variable is derived from INDM92L.

LFS User Guide Volume 5 (LFS Classifications) gives a full industry breakdown of both SIC80 & SIC92 codes.

EMPLOYMENT STATUS IN LAST JOB

STATLR - Employment status last job (reported)

- (1) **Employee**
- (2) **Self-employed**
- (3) **Government scheme**
- (4) **Unpaid family worker**

FREQUENCY: Each quarter from Spring 92

COVERAGE: Applies to all respondents who did no work in the reference week and were not away from any job or business but have worked in the past 8 years.

NOTES: From Spring 92 to Winter 00, this variable was called NSTATL. NSTATL was processed through the Census Matrix Edit which checks the respondents occupation and their employment status for inconsistencies. With the removal of the edit STATLR supersedes the variable NSTATL.

The filter EVERWK = 1 is applied to the questionnaire variable STAT to distinguish between current/last job. STATR is employment status in current job as reported. STATLR is employment status in last job as reported.

NSTATL - Employment status in last job

- (1) **Employee**
- (2) **Self employed**
- (3) **Government scheme**
- (4) **Unpaid family worker**

FREQUENCY: Spring quarters only from Spring 92 (on ONS datasets only)

COVERAGE: Applies to all persons who did no work in the reference week and were not away from any job or business but have worked in the past 8 years.

NOTES: This variable is only available on ONS datasets.

The notes for STATLR also apply to this variable.

MANAGLR - Managerial status last job (reported)

- (1) **Manager**
- (2) **Foreman or supervisor**
- (3) **Not manager or supervisor**

FREQUENCY: Each quarter from Spring 92

COVERAGE: Applies to all respondents who are employees (STAT = 1).

NOTES: With the removal of the Census Matrix Edit MANAGLR supersedes the variables MANAGE & NMANAGEL. The filter EVERWK = 1 is applied to the questionnaire variable MANAGE to distinguish between current/last job. MANAGER is managerial status in current job as reported. MANAGLR is managerial status in last job as reported.

MPNLR02 - Number of employees last job (reported)

- (1) 1-10
- (2) 11-19
- (3) 20-24
- (4) Don't know but under 25
- (5) 25-49
- (6) 50-249
- (7) 250-499
- (8) Don't know but between 50 and 499
- (9) 500 or more

FREQUENCY: Each quarter from Spring 02

COVERAGE: Applies to all respondents currently in work or who have worked in the last 8 years.

NOTES: With the removal of the Census Matrix Edit MPNLR02 supersedes the variables MPNE02 & MPNS02. The filter EVERWK = 1 is applied to the questionnaire variables MPNO & MPN to distinguish between current/last job. MPNR02 is number of employees in current job as reported. MPNLR02 is number of employees in last job as reported.

This variable is derived from EVERWK, STAT & SOLO.

SOLOLR - Self-employed with or without employees last job (reported)

- (1) On own, with partner(s) but no employees
- (2) With employees

FREQUENCY: Each quarter from Spring 92

COVERAGE: Applies to all respondents currently in work or who have worked in the last 8 years.

NOTES: With the removal of the Census Matrix Edit SOLOR supersedes the variables NSOLOL & SOLO. The filter EVERWK = 1 is applied to the questionnaire variable SOLO to distinguish between current/last job. SOLOR is whether self-employed with/without employees in current job as reported. SOLOLR is whether self-employed with/without employees in last job as reported.

MAIN METHODS OF SEEKING WORK

LKWFWM - Main method of looking for work in the last four weeks

Spring 92 to Spring 94

- (1) Visit a Jobcentre/Jobmarket or Training and Employment Agency office
- (2) Visit a Jobclub
- (3) Have your name on the books of a private employment agency
- (4) Advertise for jobs in newspapers and journals
- (5) Answer advertisements in newspapers and journals
- (6) Study situations vacant in newspapers or journals
- (7) Apply directly to employers
- (8) Ask friends, relatives, colleagues or trade unions about jobs
- (9) Wait for the results of an application for a job
- (10) Look for premises or equipment
- (11) Seek any kind of permit
- (12) Try to get a loan or other financial backing for a job or business
- (13) Do anything else to find work
- (14) Not looked in last 4 weeks

Summer 94 onwards

- (1) Visit a Jobcentre/Jobmarket or Training and Employment Agency office
- (2) Visit a Careers office
- (3) Visit a Jobclub
- (4) Have your name on the books of a private employment agency
- (5) Advertise for jobs in newspapers and journals
- (6) Answer advertisements in newspapers and journals
- (7) Studying situations vacant in newspapers or journals
- (8) Apply directly to employers
- (9) Ask friends, relatives, colleagues or trade unions about jobs
- (10) Wait for the results of an application for a job
- (11) Look for premises or equipment
- (12) Seek any kind of permit
- (13) Try to get a loan or other financial backing for a job or business
- (14) Do anything else to find work
- (15) Not looked in last 4 weeks

FREQUENCY: Each quarter from Spring 92

COVERAGE: Applies to all respondents who are looking for work or a place on a government scheme.

NOTES: This variable is derived from AGE, WRKING, JBAWAY, DIFJOB, SCHM04, YTETMP, YTETJB, LKSELA, LKSELC, LOOK4, LKYT4, NEWDEA4 & METHM.

The category '(2) Visit a Careers office' was introduced in the Summer 94 quarter.

METHMP(01-11) - Method of looking for work (employees or Government scheme)

Spring 92 to Spring 94

- (1) Visit a Jobcentre/Jobmarket or Training and Employment Agency office**
- (2) Visit a Jobclub**
- (3) Have your name on the books of a private employment agency**
- (4) Advertise for jobs in newspapers or journals**
- (5) Answer advertisements in newspapers and journals**
- (6) Study situations vacant in newspapers or journals**
- (7) Apply directly to employers**
- (8) Ask friends, relatives, colleagues or trade unions about jobs**
- (9) Wait for the results of an application for a job**
- (13) Do anything else to find work**

Summer 94 onwards

- (1) Visit a Jobcentre/Jobmarket or Training and Employment Agency office**
- (2) Visit a Careers office**
- (3) Visit a Jobclub**
- (4) Have your name on the books of a private employment agency**
- (5) Advertise for jobs in newspapers or journals**
- (6) Answer advertisements in newspapers and journals**
- (7) Study situations vacant in newspapers or journals**
- (8) Apply directly to employers**
- (9) Ask friends, relatives, colleagues or trade unions about jobs**
- (10) Wait for the results of an application for a job**
- (14) Do anything else to find work**

FREQUENCY: Each quarter from Spring 92

COVERAGE: Applies to all respondents looking for work as an employee or for a place on a government scheme in the last four weeks.

NOTES: Respondents can give as many responses as there are categories, but these are not recorded in any order of priority; this is done in the variable MAINME.

As with LKFWFM the method of looking for work variables have been increased by one category '(2) Careers office' from Summer 94. This variable was called METHMP (0-9) from Spring 92 to Spring 94 and METHMP (00-10) from Summer 94 to Winter 96.

In SuperCROSS an additional variable called METHMPM is available. See note on page 2 for more information on SuperCROSS variables.

METHSE(1-6) - Method of looking for work (self employment)

Spring 92 to Spring 94

- (4) Advertise for jobs in newspapers or journals**
- (5) Answer advertisements in newspapers and journals**
- (10) Look for premises or equipment**
- (11) Seek any kind of permit**
- (12) Try to get a loan or other financial backing for a job or business**
- (13) Do anything else to find work**

Spring 97 onwards

- (5) Advertise for jobs in newspapers or journals**
- (6) Answer advertisements in newspapers and journals**
- (11) Look for premises or equipment**
- (12) Seek any kind of permit**
- (13) Try to get a loan or other financial backing for a job or business**
- (14) Do anything else to find work**

FREQUENCY: Each quarter from Spring 92

COVERAGE: Applies to all respondents looking for self-employed work in the last four weeks.

NOTES: Respondents can give as many responses as there are categories, but these are not recorded in any order of priority; this is done in the variable MAINMS.

From Spring 92 to Winter 96 this variable was called METHSE(0-5).

In SuperCROSS an additional variable called METHSEM is available. See note on page 2 for more information on SuperCROSS variables.

METHAL(01-14) - Method of looking for work (no preference)

Spring 92 to Spring 94

- (1) Visit a Jobcentre**
- (2) Visit a Jobclub**
- (3) Have your name on the books of a private employment agency**
- (4) Advertise for jobs in newspapers or journals**
- (5) Answer advertisements in newspapers and journals**
- (6) Study situations vacant in newspapers or journals**
- (7) Apply directly to employers**
- (8) Ask friends, relatives, colleagues or trade unions about jobs**
- (9) Wait for the results of an application for a job**
- (10) Look for premises or equipment**
- (11) Seek any kind of permit**
- (12) Try to get a loan or other financial backing for a job or business**
- (13) Do anything else to find work**

Summer 94 onwards

- (1) Visit a Jobcentre**
- (2) Visit a Careers office**
- (3) Visit a Jobclub**
- (4) Have your name on the books of a private employment agency**
- (5) Advertise for jobs in newspapers or journals**
- (6) Answer advertisements in newspapers and journals**
- (7) Study situations vacant in newspapers or journals**
- (8) Apply directly to employers**
- (9) Ask friends, relatives, colleagues or trade unions about jobs**
- (10) Wait for the results of an application for a job**
- (11) Look for premises or equipment**
- (12) Seek any kind of permit**
- (13) Try to get a loan or other financial backing for a job or business**
- (14) Do anything else to find work**

FREQUENCY: Each quarter from Spring 92

COVERAGE: Applies to all respondents looking for work as an employee or self-employed in the last four weeks.

NOTES: Respondents can give as many responses as there are categories, but these are not recorded in any order of priority; this is done in the variable MAINMA.

As with LKFWFM the method of looking for work variables have been increased by one category '(2) Careers office' from Summer 94. This variable was called METHAL(00-12) from Spring 92 to Spring 94 and METHAL (00-13) from Summer 94 to Winter 96.

In SuperCROSS an additional variable called METHALM is available. See note on page 2 for more information on SuperCROSS variables.

MAINME - Method of looking for work (employees or Government scheme)

Spring 92 to Spring 94

- (1) Visit a Jobcentre/Jobmarket or Training and Employment Agency office
- (2) Visit a Jobclub
- (3) Have your name on the books of a private employment agency
- (4) Advertise for jobs in newspapers or journals
- (5) Answer advertisements in newspapers and journals
- (6) Study situations vacant in newspapers or journals
- (7) Apply directly to employers
- (8) Ask friends, relatives, colleagues or trade unions about jobs
- (9) Wait for the results of an application for a job
- (13) Do anything else to find work

Summer 94 onwards

- (1) Visit a Jobcentre/Jobmarket or Training and Employment Agency office
- (2) Visit a Careers office
- (3) Visit a Jobclub
- (4) Have your name on the books of a private employment agency
- (5) Advertise for jobs in newspapers or journals
- (6) Answer advertisements in newspapers and journals
- (7) Study situations vacant in newspapers or journals
- (8) Apply directly to employers
- (9) Ask friends, relatives, colleagues or trade unions about jobs
- (10) Wait for the results of an application for a job
- (14) Do anything else to find work

FREQUENCY: Each quarter from Spring 92

COVERAGE: Applies to all respondents looking for work as an employee or for a place on a government scheme in the last four weeks.

NOTES: As with LKWFWM all the method of looking for work variables have been increased by one category '(2) Careers office' from Summer 94.

This variable codes the main methods from the responses given in METHMP.

MAINMS - Method of looking for work (self employment)

Spring 92 to Spring 94

- (4) Advertise for jobs in newspapers or journals**
- (5) Answer advertisements in newspapers and journals**
- (10) Look for premises or equipment**
- (11) Seek any kind of permit**
- (12) Try to get a loan or other financial backing for a job or business**
- (13) Do anything else to find work**

Summer 94 onwards

- (5) Advertise for jobs in newspapers or journals**
- (6) Answer advertisements in newspapers and journals**
- (11) Look for premises or equipment**
- (12) Seek any kind of permit**
- (13) Try to get a loan or other financial backing for a job or business**
- (14) Do anything else to find work**

FREQUENCY: Each quarter from Spring 92

COVERAGE: Applies to all respondents looking for self-employed work in the last four weeks.

NOTES: As with LKWFWM all the method of looking for work variables have been increased by one category '(2) Careers office' from Summer 94.

This variable codes the main methods from the responses given in METHSE.

MAINMA - Method of looking for work (no preference)

Spring 92 to Spring 94

- (1) Visit a Jobcentre**
- (2) Visit a Jobclub**
- (3) Have your name on the books of a private employment agency**
- (4) Advertise for jobs in newspapers or journals**
- (5) Answer advertisements in newspapers and journals**
- (6) Study situations vacant in newspapers or journals**
- (7) Apply directly to employers**
- (8) Ask friends, relatives, colleagues or trade unions about jobs**
- (9) Wait for the results of an application for a job**
- (10) Look for premises or equipment**
- (11) Seek any kind of permit**
- (12) Try to get a loan or other financial backing for a job or business**
- (13) Do anything else to find work**

Summer 94 onwards

- (1) Visit a Jobcentre**
- (2) Visit a Careers office**
- (3) Visit a Jobclub**
- (4) Have your name on the books of a private employment agency**
- (5) Advertise for jobs in newspapers or journals**
- (6) Answer advertisements in newspapers and journals**
- (7) Study situations vacant in newspapers or journals**
- (8) Apply directly to employers**
- (9) Ask friends, relatives, colleagues or trade unions about jobs**
- (10) Wait for the results of an application for a job**
- (11) Look for premises or equipment**
- (12) Seek any kind of permit**
- (13) Try to get a loan or other financial backing for a job or business**
- (14) Do anything else to find work**

FREQUENCY: Each quarter from Spring 92

COVERAGE: Applies to all respondents looking for work as an employee or self-employed in the last four weeks.

NOTES: As with LKWFWM all the method of looking for work variables have been increased by one category '(2) Careers office' from Summer 94.

This variable codes the main responses given in METHAL.

METHM - Main method of looking for work

Spring 92 to Spring 94

- (1) Visit a Jobcentre
- (2) Visit a Jobclub
- (3) Have your name on the books of a private employment agency
- (4) Advertise for jobs in newspapers or journals
- (5) Answer advertisements in newspapers and journals
- (6) Study situations vacant in newspapers or journals
- (7) Apply directly to employers
- (8) Ask friends, relatives, colleagues or trade unions about jobs
- (9) Wait for the results of an application for a job
- (10) Look for premises or equipment
- (11) Seek any kind of permit
- (12) Try to get a loan or other financial backing for a job or business
- (13) Do anything else to find work

Summer 94 onwards

- (1) Visit a Jobcentre
- (2) Visit a Careers office
- (3) Visit a Jobclub
- (4) Have your name on the books of a private employment agency
- (5) Advertise for jobs in newspapers or journals
- (6) Answer advertisements in newspapers and journals
- (7) Study situations vacant in newspapers or journals
- (8) Apply directly to employers
- (9) Ask friends, relatives, colleagues or trade unions about jobs
- (10) Wait for the results of an application for a job
- (11) Look for premises or equipment
- (12) Seek any kind of permit
- (13) Try to get a loan or other financial backing for a job or business
- (14) Do anything else to find work

FREQUENCY: Each quarter from Spring 92

COVERAGE: Applies to all respondents who are looking for work or a place on a government scheme in the last four weeks.

NOTES: This variable combines the responses of MAINME, MAINMS, MAINMA to give one variable for the main method of seeking work.

AVAILABILITY TO START WORK

WAIT - Whether waiting to take up job

- (1) Yes
- (2) No

FREQUENCY: Each quarter from Spring 92

COVERAGE: Applies to all respondents not looking for work or a place on a government scheme in the last 4 weeks or are male and aged between 60 and 69 or a female aged between 60 and 64.

NOTES: This question identifies people who, although not looking for work, were waiting to take up a job already obtained. These people are classed as unemployed on the ILO definition if available to start work within 2 weeks. This variable also covers people up to 5 years above retirement age.

JOBSEG - Whether will be starting new job

- (1) Within three months
- (2) Later than three months

FREQUENCY: Each quarter from Spring 01

COVERAGE: Applies to all respondents who were waiting to take up a job already obtained (WAIT=1 OR JBAWAY = 3).

NOTES: This variable is only available on ONS datasets in Summer 02. This variable is not available on SuperCROSS public datasets in 2001, Summer 02, Autumn 02 and Winter02.

This variable identifies when a person is due to begin their new job.

LIKEWK - Whether would like work

- (1) Yes
- (2) No

FREQUENCY: Each quarter from Spring 92

COVERAGE: Applies to all respondents not looking for work or a place on a government scheme in the last 4 weeks and not waiting to start work (WAIT = 2).

NOLOOK - Reason not looking for work

- (1) **Waiting for the results of an application for a job or being assessed by an ET training agent**
- (2) **Student**
- (3) **Looking after the family/home**
- (4) **Temporarily sick or injured**
- (5) **Long-term sick or disabled**
- (6) **Believes no jobs available**
- (7) **Not yet started looking**
- (8) **Any other reason**

FREQUENCY: Each quarter from Spring 92

COVERAGE: Applies to all respondents not looking for work or a place on a government scheme in the last 4 weeks, but who would like a regular full/part-time job (LIKEWK = 1).

NOTES: The label ' (7) not yet started looking' was listed as 'not yet started work' in 1992.

NOLOKF - Not looking for work because of looking after family/home details

- (1) **Caring for 1 or more children below school age**
- (2) **Caring for 1 or more other children**
- (3) **Caring for dependant adult relative**
- (4) **Some other reason**

FREQUENCY: Autumn quarters only from Autumn 92

COVERAGE: Applies to all respondents who said they were not looking for work or a place on a government scheme because they were looking after the family/home (NOLOOK = 3).

NOWANT - Reason not looking for work

- (1) **Waiting for the results of an application for a job or being assessed by an ET training agent**
- (2) **Student**
- (3) **Looking after the family/home**
- (4) **Temporarily sick or injured**
- (5) **Long-term sick or disabled**
- (6) **Doesn't need work**
- (7) **Retired from paid work**
- (8) **Any other reason**

FREQUENCY: Each quarter from Spring 92

COVERAGE: Applies to all respondents who said they did not want a regular full/part-time job (LIKEWK = 2).

NOTES: If the respondent has more than one reason then the main one is recorded.

NOWNTF - Not wanting work because of looking after family/home details

- (1) Caring for 1 or more children below school age
- (2) Caring for 1 or more other children
- (3) Caring for dependent adult relative
- (4) Some other reason

FREQUENCY: Autumn quarters only from Autumn 92

COVERAGE: Applies to all respondents who said they did not want a regular full/part time job because they are looking after family/home (NOWANT = 3).

START - Whether could start work within the next two weeks

- (1) Yes
- (2) No

FREQUENCY: Each quarter from Spring 92

COVERAGE: Applies to all respondents who were looking for work or a place on a government scheme in the last 4 weeks, those waiting to start a new job, those not seeking but would like a job and those who are seeking an additional or different paid job.

YSTART - Reason why could not start work within two weeks

- (1) Must complete education
- (2) Cannot leave present job within 2 weeks
- (3) Looking after the family/home
- (4) Temporarily sick/injured
- (5) Long-term sick/injured
- (6) Other reason

FREQUENCY: Each quarter from Spring 92

COVERAGE: Applies to all respondents who are not available to start work or take up a place on a government scheme in the 2 weeks after the reference week (START = 2).

NOTES: This variable only includes people in employment and inactive people. Due to a change in the routing from 1993 onwards the variable DIFJOB should be filtered on 'not = 1' to achieve continuity with 1992 data.

YSTRTF - Cannot start work within two weeks because of looking after family/home details

- (1) Caring for 1 or more children below school age
- (2) Caring for 1 or more other children
- (3) Caring for dependent adult relative
- (4) Some other reason

FREQUENCY: Autumn quarters only from Autumn 92

COVERAGE: Applies to all respondents who are not available to start work or take up a place on a government scheme in the 2 weeks after the reference week due to home/family commitments (YSTART = 3).

NOTES: Carers are defined in terms of NOLOKF, NOWNTF and YSTRTF.

DETAILS OF JOB SEARCH

LKTIMA - How long looking for work

- (1) Not yet started
- (2) Less than 1 month
- (3) 1 month but less than 3 months
- (4) 3 months but less than 6 months
- (5) 6 months but less than 12 months
- (6) 12 months but less than 18 months
- (7) 18 months but less than 2 years
- (8) 2 years but less than 3 years
- (9) 3 years but less than 4 years
- (10) 4 years but less than 5 years
- (11) 5 years or more

FREQUENCY: Each quarter from Spring 92

COVERAGE: Applies to all respondents who are looking for paid work or a place on a government scheme but not waiting to take up a new job/business already obtained.

LKTIMB - How long looking for work

- (1) Not yet started
- (2) Less than 1 month
- (3) 1 month but less than 3 months
- (4) 3 months but less than 6 months
- (5) 6 months but less than 12 months
- (6) 12 months but less than 18 months
- (7) 18 months but less than 2 years
- (8) 2 years but less than 3 years
- (9) 3 years but less than 4 years
- (10) 4 years but less than 5 years
- (11) 5 years or more

FREQUENCY: Each quarter from Spring 92

COVERAGE: Applies to all respondents who were waiting to start a new job/business or take up a place on a government scheme already obtained (WAIT = 1 or JBAWAY = 3).

NOTES: This question relates to how long the respondent was looking for paid work before getting a job/business.

BEFOR - Activity before starting to look for work

- (1) Working
- (2) In full-time education or training on a government scheme
- (3) Looking after the family/ home
- (4) Doing something else

FREQUENCY: Each quarter from Spring 92 to Winter 98. Autumn quarter only in 99. Each quarter from Spring 2000

COVERAGE: Applies to all respondents looking for work.

BEFORF - Family/home commitments before looking for work

- (1) **Caring for 1 or more children below school age**
- (2) **Caring for 1 or more other children**
- (3) **Caring for dependent adult relative**
- (4) **Some other reason**

FREQUENCY: Autumn quarters only from Autumn 92 to Autumn 99. Each quarter from Spring 2000

COVERAGE: Applies to all respondents who were looking after family/home before they started looking for work (BEFOR = 3).

BENEFIT ENTITLEMENT

Introduction to benefits questions

The questions contained within the Benefits Section are up-dated regularly to reflect any new benefits that have been introduced. It is felt that any discontinuity resultant from any changes to questions is more than compensated for by the increased depth and accuracy of the data now provided.

Comparison between the data collected by the LFS and administrative data collected by other Government departments shows that the LFS consistently undercounts benefit claimants.

BENFTS - Whether claiming any State Benefits (incl. State Pension, Allowances or National Insurance Credits)

- (1) Yes
- (2) No

FREQUENCY: Each quarter from Spring 98

COVERAGE: Applies to all respondents that are in paid or unpaid work or are aged between 16 and 69.

NOTES: From 2001, those receiving Child Benefit are included.

TPBEN3(1-8) - Type of benefit claimed

- (1) Unemployment related benefits, NI credits
- (2) Income support (not as unemployed person)
- (3) Sickness or disability (excluding Disabled Persons Tax Credit)
- (4) State pension
- (5) Family related benefits (excluding child benefit & tax credits)
- (6) Child benefit
- (7) Housing/Council tax (GB), Rent/rate rebate (NI)
- (8) Other

FREQUENCY: Each quarter from Spring 03

COVERAGE: Applies to all respondents who are claiming benefits (BENFTS = 1).

NOTES: This variable was previously called TPBEN01 but was changed in Spring 2003 to accommodate changes in benefits. Disabled Persons Tax Credit, Working Families Tax Credit and Children's Tax Credit were included under the new category 'Tax credits' (option 8). From April 2003, these three tax credits were replaced by two new ones (Working Tax Credit and Child Tax Credit).

In SuperCROSS an additional variable called TPBEN3M is available. See note on page 2 for more information on SuperCROSS variables.

This variable was called TPBEN03(1-8) in Spring 03.

TPBN01(1-8) - Type of benefit or Tax Credit claimed

- (1) Unemployment related benefits, NI credit
- (2) Income Support (not as unemployed)
- (3) Sickness or disability
- (4) State pension
- (5) Family related benefits or Tax Credit
- (6) Child benefit
- (7) Housing or Council Tax benefit
- (8) Other

FREQUENCY: Each quarter from Spring 01 to Winter 02

COVERAGE: Applies to all respondents who are claiming benefits (BENFTS = 1).

NOTES: The wording of this variable was changed in Spring 2001 to accommodate changes in benefits. Working Families Tax Credit (WFTC) replaced Family Credit, and Disabled Person's Tax Credit (DPTC) replaced Disability Working Allowance. The Inland Revenue is now responsible for administering these schemes.

UNEMBN(1-2) - Type of unemployment related benefit claiming

- (1) Job Seeker's Allowance
- (2) National Insurance Credits

FREQUENCY: Each quarter from Spring 98

COVERAGE: Applies to all respondents who are claiming unemployment related benefits or National Insurance credits (Spring 98 to Winter 2000: TYPBEN = 1; Spring 01 to Winter 02: TPBN01 = 1; From Spring 03: TPBEN03=1).

In SuperCROSS an additional variable called UNEMBNM is available. See note on page 2 for more information on SuperCROSS variables.

JSATYP - Type of Job Seeker's Allowance

- (1) Contributory JSA
- (2) Income based JSA
- (3) Both
- (4) Don't know

FREQUENCY: Each quarter from Autumn 96

COVERAGE: Applies to all respondents who are claiming job seeker's allowance (Autumn 96 to Winter 97: UNBENA = 1 OR UNBENB = 1; From Spring 98: UNEMBN = 1).

NOTES: JSATYP replaced INCSUP from 7 October 1996.

JSADUR - Length of time claiming Job Seekers Allowance and/or NI Credits

- (1) Less than 1 month
- (2) 1 month but less than 3 months
- (3) 3 months but less than 6 months
- (4) 6 months but less than 12 months
- (5) 12 months but less than 18 months
- (6) 18 months but less than 2 years
- (7) 2 years but less than 3 years
- (8) 3 years but less than 4 years
- (9) 4 years but less than 5 years
- (10) 5 years or more

FREQUENCY: Each quarter from Spring 98

COVERAGE: Applies to all respondents who are claiming Job Seekers Allowance and/or National Insurance credits (Spring 98 to Winter 2000: TYPBEN = 1; Spring 01 to Winter 02: TPBN01 = 1; From Spring 03: TPBEN03=1).

CLAIMS - Whether claiming unemployment related benefits

- (1) Claiming contributory JSA
- (2) Claiming income based JSA
- (3) Claiming both contributory and income based JSA
- (4) JSA type not stated
- (5) Claiming National Insurance credits
- (6) Not claiming unemployment related benefits

FREQUENCY: Each quarter from Spring 98

COVERAGE: Applies to all respondents aged 16 and over.

NOTES: This variable is derived from AGE, WRKING, JBAWAY, OWNBUS, RELBUS, BENFTS, TPBEN03, UNEMBN & JSATYP.

INCSUP - Whether claiming income support in reference week

Spring 92 to Autumn 96

- (1) Yes
- (2) No

Spring 98 onwards

- (1) Sick Person
- (2) Pensioner
- (3) Lone Parent
- (4) Any other form of Income Support

FREQUENCY: Each quarter from Spring 92 to Autumn 96. Each quarter from Spring 98

COVERAGE: Applies to all respondents who are claiming income support, but not as unemployed person (Spring 92 to Winter 97: UNBENA = 2 or UNBENB = 2; Spring 98 to Winter 00: TYPBEN = 2; Spring 01 to Winter 02: TPBN01 = 2; From Spring 03: TPBEN03 = 2).

NOTES: This question identifies people who are registered as ILO unemployed and are claiming Income Support but not Unemployment Benefit. This variable should not be used on its own or with UNBENA or NICRED to identify individual benefits. All these variables are used to give a total number of claimants from the series of questions; see CLAIM. INCSUP is not asked after 7 October 1996 when it was replaced by JSATYP, however, from Spring 98 the categories in INCSUP changed and only applies to people who are receiving Income Support not as an unemployed person.

SKDSBN3(1-7) - Type of sickness or disability benefit claimed

- (1) Incapacity Benefit
- (2) Severe Disablement Allowance
- (4) Statutory Sick Pay
- (5) Invalid Care Allowance
- (7) Disability Living Allowance
- (8) Attendance Allowance
- (9) Industrial Injuries Disablement Allowance

FREQUENCY: Each quarter from Spring 03

COVERAGE: Applies to all respondents who are claiming sickness or disability benefit (TPBEN03 = 3).

NOTES: This variable replaces SKDSBN(1-7), however options 3 and 6 are no longer valid.

In SuperCROSS an additional variable called SKDSBN3M is available. See note on page 2 for more information on SuperCROSS variables.

SKDSBN(1-7) - Type of sickness or disability benefit received

- (1) Incapacity Benefit
- (2) Severe Disablement Allowance
- (3) Mobility Allowance
- (4) Statutory Sick Pay
- (5) Invalid Care Allowance
- (6) Disability Working Allowance/Disabled Person's Tax Credit
- (7) Disability Living Allowance
- (8) Attendance Allowance
- (9) Industrial Injury Disablement Benefit

FREQUENCY: Each quarter from Spring 98 to Winter 02.

COVERAGE: Applies to all respondents who are claiming sickness or disability benefits (Spring 98 to Winter 00: TYPBEN = 3; Spring 01 to Winter 02: TPBN01 = 3).

NOTES: Disabled Person's Tax Credit added to category (6) from Spring 2000.

PENBEN3(1-3) - Type of state pension claimed

- (1) Retirement or Old Age Pension
- (2) Widowed Parent's Allowance
- (3) Bereavement Allowance or Widow's Pension
- (4) War Disablement Pension or War Widow's Pension (including any related allowances)

FREQUENCY: Each quarter from Spring 03

COVERAGE: Applies to all respondents who are claiming pension related benefits (TPBEN03 = 4).

NOTES: This variable replaces PENBEN(1-3). This question was changed to incorporate new State Pensions.

In SuperCROSS an additional variable called PENBEN3M is available. See note on page 2 for more information on SuperCROSS variables.

PENBEN(1-3) - Whether receiving state retirement pension

- (1) Retirement or Old Person's Pension
- (2) Widow's Pension or Widowed Mother's Pension
- (3) War Disablement Pension or War Widow's Pension (including any related allowances)

FREQUENCY: Each quarter from Spring 98 to Winter 02.

COVERAGE: Applies to all respondents who are claiming pension related benefits (Spring 98 to Winter 00: TYPBEN = 4; Spring 01 to Winter 02: TPBN01 = 4).

FAMILY03(1-3) - Type of family related benefit claimed

- (1) Guardian's Allowance
- (4) Maternity Allowance
- (5) Statutory Maternity Pay

FREQUENCY: Each quarter from Spring 03

COVERAGE: Applies to all respondents who are claiming family related benefits (TPBEN03 = 5).

NOTES: This variable replaces FAMILY(1-4).

In SuperCROSS an additional variable called FAMILY03M is available. See note on page 2 for more information on SuperCROSS variables.

FAMILY(1-4) - Type of family related benefit received

- (1) Guardian's Allowance
- (2) Family Credit/Working Family's Tax Credit
- (3) Maternity Allowance
- (4) Statutory Maternity Pay

FREQUENCY: Each quarter from Spring 98 to Winter 02.

COVERAGE: Applies to all respondents who are claiming family related benefits (Spring 98 to Winter 00: TYPBEN = 5; Spring 01 to Winter 02: TPBN01 = 5).

NOTES: Working Family's Tax Credit added to category (2) from Spring 2000.

HSNGGB(1-2) - Whether receiving Housing Benefit or Council Tax Benefit (GB)

- (1) Housing Benefit
- (2) Council Tax Benefit

FREQUENCY: Each quarter from Spring 98

COVERAGE: Applies to all respondents who are claiming housing or council tax benefit (Spring 98 to Winter 00: TYPBEN = 6; Spring 01 to Winter 02: TPBN01 = 7; From Spring 03: TPBEN03 = 7).

HSNGNI(1-2) - Whether receiving rent or rate rebate (NI)

- (1) Rent or rate rebate
- (2) Rate rebate

FREQUENCY: Each quarter from Spring 98

COVERAGE: Applies to all respondents who are claiming housing or council tax benefit (Spring 98 to Winter 00: TYPBEN = 6; Spring 01 to Winter 02: TPBN01 = 7; From Spring 03: TPBEN03 = 7).

NTAXCRD(1-4) - Tax credit payments

- (1) Working Families' Tax Credit
- (2) Disabled Person's Tax Credit
- (3) Children's Tax Credit
- (4) Working Tax Credit
- (5) Child Tax Credit
- (6) None of these

FREQUENCY: Each quarter from Spring 03

COVERAGE: Applies to all respondents who are working or if child tax credit is not recorded elsewhere and claiming benefits (BENFTS = 1).

NOTES: This variable is only available on ONS datasets.

In SuperCROSS an additional variable called NTAXCRDM is available. See note on page 2 for more information on SuperCROSS variables.

The introduction of new tax credits on 6th April 2003 means that the structure for asking about tax credits will be different for the Spring 03 quarter. Up until 6th April 2003, options 1, 2, 3 and 6 will be displayed. These three tax credits will become obsolete after this date and will be replaced by Working Tax Credit and Child Tax Credit (options 4 and 5). However, up until 30th April 2003, some people might still be receiving Disabled Person's Tax Credit and Working Tax Credit and therefore until the end of April 2003, options 1, 2, 4, 5 and 6 will be displayed. From May 2003, only options 4, 5 and 6 will be displayed.

HOWTAX - How tax credit paid

- (1) In wages or pay packet
- (2) Order book (cashed at Post Office)
- (3) Giro cheque
- (4) Direct to bank or building society account
- (5) Other

FREQUENCY: Each quarter from Autumn 01 to Winter 02.

COVERAGE: Applies to all respondents in receipt of Working Families Tax Credit (TAXCRED = 1 or FAMILY01 = 2) or Disabled Persons Tax Credit (TAXCRED = 2 or SKDSBN = 6).

NOTES: Respondents are formally written to by the Inland Revenue explaining their Tax Credit entitlement and the method of payment. As a result respondents should be aware of any combined or single method of payment.

CCTC - Child care tax credit

- (1) Yes
- (2) No

FREQUENCY: Each quarter from Autumn 01

COVERAGE: Applies to all respondents in receipt of Working Tax Credit (or Working Families Tax Credit, or Disabled Persons Tax Credit if within relevant time period) (Autumn 01 to Winter 02: TAXCRED = 1 or 2 OR FAMLY01 = 2 OR SKDSBN = 6; From Spring 03: NTAXCRD = 4 OR NTAXCRD = 1,2 AND BEFORE 30/04/03).

NOTES: Child Care Tax Credit can form either part of Disabled Persons Tax Credit or Working Families Tax Credit. Child Care Tax Credit is a supplementary payment to help with child care costs, and should not be confused with Children's Tax Credit which is entirely different.

NTCORGN(1-5) - Benefit received before current tax credit

- (1) Working Families' Tax Credit
- (2) Disabled Person's Tax Credit
- (3) Children's Tax Credit
- (4) Income Support
- (5) Jobseeker's Allowance (income based)
- (6) None of these

FREQUENCY: Each quarter from Spring 03 to Spring 04.

COVERAGE: Applies to all respondents who are in receipt of Working Tax Credit or Child Tax Credit and have not mentioned the particular tax or benefit elsewhere (NTAXCRD = 4 or 5 AND NTAXCRD ≠ 1, 2 or 3 OR TPBEN03 ≠ 2 OR UNEMBN ≠ 1).

NOTES: This variable is included on ONS datasets only.

In SuperCROSS an additional variable called NTCORGNM is available. See note on page 2 for more information on SuperCROSS variables.

This question was only displayed after the introduction of the new credits in April 2003, and asked to those who indicated that they were in receipt of either Working Tax Credit or Child Tax Credit.

TAXFUT3(1-5) - Whether awaiting claim for a tax credit

- (1) Working Families' Tax Credit
- (2) Disabled Person's Tax Credit
- (3) Children's Tax Credit
- (4) Working Tax Credit
- (5) Child Tax Credit
- (6) None of these

FREQUENCY: Each quarter from Spring 03

COVERAGE: Applies to all respondents who are in paid or unpaid work and are aged between 16 and 69 and have not said elsewhere that they are claiming.

NOTES: This variable is included on ONS datasets only.

In SuperCROSS an additional variable called TAXFUT3M is available. See note on page 2 for more information on SuperCROSS variables.

Due to the introduction of new Tax Credits, options 1, 2 and 3 were not available after 6th April 2003. This question was only asked if respondents had not previously indicated that they were in receipt of Tax Credits.

EMPLOYMENT TWELVE MONTHS AGO

SITUATION TWELVE MONTHS AGO

OYCIRC - Circumstances twelve months ago

- (1) Working in a paid job or business
- (2) Laid off, or on short time at firm
- (3) Unemployed, actively seeking work
- (4) On a special government scheme
- (5) Doing unpaid work for yourself or a relative
- (6) A full-time student or pupil
- (7) Looking after the family home
- (8) Temporarily sick or injured
- (9) Long-term sick or disabled
- (10) Retired from paid work
- (11) None of these

FREQUENCY: Spring quarters only from Spring 92

COVERAGE: Applies to all respondents aged 16 and over.

NOTES: The results of this variable will differ from present economic activity, as it is based on recall and the respondent's assessment rather than through a series of questions.

OYSIND - Whether working for same firm twelve months ago

- (1) Yes, the same
- (2) No, different

FREQUENCY: Spring quarters only from Spring 92

COVERAGE: Applies to all respondents who had a paid job or were laid off/on short time work or worked unpaid in own/relatives business 12 months ago (OYCIRC = 1, 2 or 5).

OYSOCC - Whether current occupation same as twelve months ago

- (1) Yes, exactly the same
- (2) No, different

FREQUENCY: Spring quarters only from Spring 92 to Spring 2000. Spring quarters only from Spring 01 (on ONS datasets only)

COVERAGE: Applies to all respondents who had a paid job or were laid off/on short time work 12 months ago (OYCIRC = 1 or 2).

OYSTAT - Employee or self-employed 1 year ago (reported)

- (1) Working as employee
- (2) Self-employed

FREQUENCY: Spring quarters only from Spring 92

COVERAGE: Applies to all respondents who had a paid job or were laid off/on short time work 12 months ago (OYCIRC = 1 or 2).

NOTES: From Spring 92 to Winter 00, this variable was called NOYSTAT. NOYSTAT was processed through the Census Matrix Edit which checks the respondents occupation and their employment status for inconsistencies. With the removal of the edit OYSTAT supersedes the variable NOYSTAT.

NOYSTAT - Employment status twelve months ago

- (1) Employee
- (2) Self employed

FREQUENCY: Spring quarters only from Spring 92 (on ONS datasets only)

COVERAGE: Applies to all respondents who had a paid job or were laid off/on short time work 12 months ago (OYCIRC = 1 or 2).

NOTES: This variable is only available on ONS datasets.

With the removal of the Census Matrix Edit OYSTAT supersedes the variable NOYSTAT.

The notes for OYSTAT also apply to this variable.

OYSUPVI - Supervisory responsibilities 1 year ago

- (1) Yes
- (2) No

FREQUENCY: Spring quarters only from Spring 01

COVERAGE: Applies to all respondents who were employees 12 months ago (OYSTAT = 1).

OYMNGE - Managerial duties 1 year ago (reported)

- (1) Manager
- (2) Foreman or supervisor
- (3) Not manager or supervisor

FREQUENCY: Spring quarters only from Spring 92

COVERAGE: Applies to all respondents who were employees 12 months ago (OYSTAT = 1).

NOTES: From Spring 92 to Winter 00, this variable was called NOYMNGE. NOYMNGE was processed through the Census Matrix Edit which checks the respondents occupation and their employment status for inconsistencies. With the removal of the edit OYMNGE supersedes the variable NOYMNGE.

If respondents have both managerial and supervisory duties then their main duty is recorded.

OYMPR02 - Number of employees at workplace 1 year ago (reported)

- (1) 1-10
- (2) 11-19
- (3) 20-24
- (4) Don't know but under 25
- (5) 25-49
- (6) 50-249
- (7) 250-499
- (8) Don't know but between 50 and 499
- (9) 500 or more

FREQUENCY: Spring quarters only from Spring 02

COVERAGE: Applies to all respondents who were employees 12 months ago (OYSTAT = 1).

NOTES: With the removal of the Census Matrix Edit OYMPE02 supersedes the variables OYMPE02 & OYMPS02. OYMPR02 is number of employees at workplace one year ago as reported.

This variable is derived from OYCIRC, OYSTAT & OYSOLO.

This variable records the total number of employees at the respondent's workplace, not just the number employed within the particular section/department he/she works in.

OYMPE02 - Number of employees where worked 1 year ago

- (1) 1-10
- (2) 11-19
- (3) 20-24
- (4) Don't know but under 25
- (5) 25-49
- (6) 50-249
- (7) 250-499
- (8) Don't know but between 50 and 499
- (9) 500 or more

FREQUENCY: Spring quarters only from Spring 02 (on ONS datasets only)

COVERAGE: Applies to all respondents who were employees 12 months ago (OYSTAT = 1).

NOTES: This variable is only available on ONS datasets.

With the removal of the Census Matrix Edit OYMPE02 supersedes the variables OYMPE02 & OYMPS02.

The notes for OYMPE02 also apply to this variable.

OYSOLO - On own or with employees 1 year ago (reported)

- (1) Alone or with partner(s) but not employees
- (2) With employees

FREQUENCY: Spring quarters only from Spring 92

COVERAGE: Applies to all respondents who were self-employed 12 months ago (OYSTAT = 2).

NOTES: From Spring 92 to Winter 00, this variable was called NOYSOLO. NOYSOLO was processed through the Census Matrix Edit which checks the respondents occupation and their employment status for inconsistencies. With the removal of the edit OYSOLO supersedes the variable NOYSOLO.

Self-employed people who use only other self-employed people in the business they run (e.g. builders) are coded 1.

OYMPS02 - Number of people employed 1 year ago

- (1) 1-10
- (2) 11-19
- (3) 20-24
- (4) Don't know but under 25
- (5) 25-49
- (6) 50-249
- (7) 250-499
- (8) Don't know but between 50 and 499
- (9) 500 or more

FREQUENCY: Spring quarters only from Spring 02 (on ONS datasets)

COVERAGE: Applies to all respondents who were self-employed 12 months ago (OYSOLO = 2).

NOTES: This variable is only available on ONS datasets.

With the removal of the Census Matrix Edit OYMPR02 supersedes the variables OYMPE02 & OYMPS02.

The notes for OYMPR02 also apply to this variable.

OYFTPT - Full or part time in job twelve months ago

- (1) Full time
- (2) Part time

FREQUENCY: Spring quarters only from Spring 92

COVERAGE: Applies to all respondents who had a paid job or were laid off/on short time work 12 months ago (OYCIRC = 1 or 2).

OCCUPATION TWELVE MONTHS AGO

SOCONE - Occupation twelve months ago

(100-999) Range of occupation codes

FREQUENCY: Spring quarters only from Spring 92 to Spring 00. Spring quarters only from Spring 01 (on ONS datasets only)

COVERAGE: Applies to all respondents aged 16 and over.

NOTES: LFS User Guide Volume 5 (LFS Classifications) gives a complete breakdown of occupation codes.

This variable is derived from OYSOCC, YOCCD & OCOD.

SOC2KO - Occupation 1 year ago

(1111-9259) Range of occupation codes

FREQUENCY: Each Spring quarter from Spring 01

COVERAGE: Applies to all respondents aged 16 and over.

NOTES: This variable replaces SOCONE. This variable is derived from OYSOCC, OCOD2KM, STAT, OCOD2KO & OYSTAT.

LFS User Guide Volume 5 (LFS Classifications) gives a complete breakdown of occupation codes.

The new SOC2000 variables were introduced into the Labour Force Survey in Spring 2001, because SOC90 became outdated. The extensive revisions to the Standard Occupational Classification (SOC) include a tighter definition of managerial occupations and moving many job titles between major groups to reflect the repositioning of certain jobs. New occupations have been introduced in the fields of computing, environment and conservation and customer service occupations. Most of the major groups have been re-named and all have a different composition in terms of job titles compared with their SOC90 counterparts. There is no exact correspondence between SOC90 and SOC2000 at any level.

SC2KOMJ - Major occupation group 1 year ago

- (1) Managers and Senior Officials**
- (2) Professional occupations**
- (3) Associate Professional and Technical**
- (4) Administrative and Secretarial**
- (5) Skilled Trades Occupations**
- (6) Personal Service Occupations**
- (7) Sales and Customer Service Occupations**
- (8) Process, Plant and Machine Operatives**
- (9) Elementary Occupations**

FREQUENCY: Each spring quarter from Spring 01

COVERAGE: Applies to all respondents aged 16 and over.

NOTES: This variable replaces SOCMAJO and is derived from SOC2KO.

LFS User Guide Volume 5 (LFS Classifications) gives a complete breakdown of occupation codes.

SC2KOMN - Occupation 1 year ago – minor group

(111-999) Range of Occupation Codes

FREQUENCY: Each Spring quarter from Spring 01

COVERAGE: Applies to all respondents aged 16 and over.

NOTES: This variable replaces SOCMINO and is derived from SOC2KO.

LFS User Guide Volume 5 (LFS Classifications) gives a complete breakdown of occupation codes.

INDUSTRY TWELVE MONTHS AGO

INDM92O - Industry twelve months ago (SIC92)

Spring 94
 (1-458) **Range of industry codes**
 (460) **No answer, NA**
 (461) **Workplace outside UK**
 (462) **Does not apply**

Spring 95 onwards
 (1-458) **Range of industry codes**
 (459) **Inadequate description, no reply**
 (461) **Workplace outside UK**

FREQUENCY: Spring quarters only from Spring 94

COVERAGE: Applies to all respondents aged 16 and over.

NOTES: From Winter 93 the industrial coding classifications (SIC80) have been completely updated (SIC92). LFS User Guide Volume 5 (LFS Classifications) gives a complete breakdown of Industry codes.

This variable is derived from OYSIND, ICOD92, STAT, OYSTAT & OYIC92.

SIC80O - Industry division twelve months ago (SIC92) - conversion to SIC80

(1) **0 Agriculture, forestry, fishing**
 (2) **1 Energy and water supply**
 (3) **2 Minerals, ores, metals, chemicals**
 (4) **3 Metal goods, engineering, vehicles**
 (5) **4 Other manufacturing industries**
 (6) **5 Construction**
 (7) **6 Distribution, hotels & catering, repairs**
 (8) **7 Transport and communication**
 (9) **8 Banking, finance, business services, leasing**
 (10) **9 Other services**
 (11) **Inadequate description, no answer**
 (12) **Workplace outside UK**
 (13) **Does not apply**

FREQUENCY: Spring quarters only from Spring 94

COVERAGE: Applies to all respondents aged 16 and over.

NOTES: From Winter 93 the industrial coding classifications (SIC80) have been completely updated (SIC92). LFS User Guide Volume 5 (LFS Classifications) gives a complete breakdown of Industry codes.

This variable is derived from INDM92O & INDM92S.

EDUCATION AND TRAINING

QUALIFICATIONS

Degree qualifications: First degrees including Bachelor of Arts (BA) and Bachelor of Science (BSc). Some first degrees are awarded with honours and classified as first class, second class etc. These remain as first degrees and should not be confused with higher degrees (MAs, PhDs etc.). However, MAs from Scottish Universities (other than Strathclyde), Oxford and Cambridge are classified as first degrees.

BTEC, BEC and TEC Certificates and Diplomas: BEC (Business Education Council) and TEC (Technical Education Council) qualifications have replaced ONC/OND and HNC/HND qualifications.

CSE/GCSE: Note that a CSE grade 1 is the equivalent of an O-level and is coded as such. All GCSE's irrespective of grade are coded as such.

Scottish Qualifications: Abbreviations for the Scottish equivalents of BTEC, BEC and TEC and A and O levels are included. From 1985 SCOTBEC and SCOTEC have been merged to form SCOTVEC (Vocational Educational Certificate). This qualification can be a higher certificate, a national certificate, or a national certificate module.

A system of national vocational qualifications called NVQs (SVQs in Scotland) are comprised of levels which are subdivided into units. A list of the qualifications which make up the relevant NVQ levels is shown in Volume 5 (LFS Classifications) of the LFS User Guide.

Foreign qualifications are coded as "other qualifications" whatever their level.

In Spring 1996 & Spring 2004 the educational qualifications questions in the LFS were changed to provide more detailed information. Inevitably such improvements in data can lead to discontinuities. The changes made to these questions were sufficiently large enough to warrant a change in name. Please see individual variable notes for details.

QUALCH4(1-4) - Holds educational/training qualifications

- (1) **From school, college or university**
- (2) **Connected with work**
- (3) **From government schemes**
- (4) **From a Modern Apprenticeship**
- (5) **No qualifications**
- (6) **Don't know**

FREQUENCY: Each quarter from Spring 04

COVERAGE: Applies to all respondents of working age or otherwise in work in reference week (WRKING = 1 or JBAWAY = 1 or OWNBUS = 1 or RELBUS = 1) and SCHM04 ≠ 97)).

NOTES: This variable has a new response category '4 – Modern Apprenticeship'. Modern Apprenticeships (MA) are high quality work based learning opportunities for young people aged 16-25. Each MA framework includes an NVQ at the appropriate level, Key Skills and a technical certificate which is delivered off the job. Foundation MA's lead to NVQ Level 2 and Advanced MA's to Level 3.

In Scotland, MA's are available at one level – Level 3 and are broadly equivalent to Advanced Modern Apprenticeships in England. They are aimed at 16-24 year olds and include an SVQ at Level 3 or above, plus core skills.

In SuperCROSS an additional variable called QUALCH4M is available. See note on page 2 for more information on SuperCROSS variables.

QUALCH(1-3) - Person in employment with qualifications

Spring 92 to Winter 95

- (1) Any qualification from school or college, or connected with work (or YT)**
- (2) No qualifications**
- (3) Don't know**

Spring 96 onwards

- (1) From school, college or university**
- (2) Connected with work**
- (3) From government schemes**
- (4) No qualifications**
- (5) Don't know**

FREQUENCY: Each quarter from Spring 92 to Winter 03.

COVERAGE: Applies to all persons in employment, and all other men aged 16-64 and women aged 16-59 (OR WRKING = 1 OR JBAWAY = 1 OR OWNBUS = 1 OR RELBUS = 1).

NOTES: This variable has been replaced by QUALCH4(1-4).

Prior to Spring 96 this variable was called QUALCH (without integer coding). From Spring 96 the range of responses expanded, and all categories that applied were coded QUALCH(0-2) up to Winter 96. From Spring 97 they were coded QUALCH(1-3).

QUALS4(01-11) - Type of qualification already held

- (1) Degree level qualification, including foundation degrees, graduate membership of a professional institute, PGCE, or higher
- (2) Diploma in higher education
- (3) HNC/HND
- (4) ONC/OND
- (5) BTEC/BEC/TEC/EdExcel
- (6) SCOTVEC, SCOTEC or SCOTBEC
- (7) Teaching qualification (excluding PGCE)
- (8) Nursing or other medical qualification not yet mentioned
- (9) Other higher education qualification below degree level
- (10) A-level/Vocational A-level or equivalent
- (11) Higher (Scotland)
- (12) Welsh Baccalaureate
- (13) International Baccalaureate
- (14) NVQ/SVQ
- (15) GNVQ/GSVQ
- (16) AS-level/Vocational AS-level or equivalent
- (17) Certificate of sixth year studies (CSYS) or equivalent
- (18) Access to HE
- (19) O-level or equivalent
- (20) Standard/Ordinary (O) Grade (Scotland)
- (21) GCSE/Vocational GCSE
- (22) CSE
- (23) National Qualifications (Scotland)
- (24) RSA/OCR
- (25) City & Guilds
- (26) YT Certificate
- (27) Key Skills
- (28) Basic Skills
- (29) Entry Level Qualifications (Wales)
- (30) Any other professional/vocational qualification/foreign qualifications

FREQUENCY: Each quarter from Spring 04

COVERAGE: Applies to all respondents who have qualifications or are unsure (QUALCH4 = 1 or 2 or 3 or 4 or 6).

NOTES: This variable replaces QUALS(01-23). The categories in this variable have been expanded and up-dated. Up to 11 qualifications can be recorded. Responses are recorded in order starting with the highest qualification, e.g. QUALS01 records the highest qualification, QUALS02 records the second highest etc.

In SuperCROSS an additional variable called QUALS4M is available. See note on page 2 for more information on SuperCROSS variables.

QUALS(01-23) - Type of qualifications respondents have (starting with highest)

Spring 96 to Winter 96

- (1) Degree level qualification or equivalent (including PGCE)
- (2) Diploma in higher education
- (3) HNC/HND
- (4) ONC/OND
- (5) BTEC, BEC or TEC
- (6) SCOTVEC, SCOTEC or SCOTBEC
- (7) Teaching qualification (excluding PGCE)
- (8) Nursing or other medical qualification
- (9) Other higher education qualification
- (10) A-level or equivalent
- (11) SCE
- (12) NVQ/SVQ
- (13) GNVQ/GSVQ
- (14) AS-level
- (15) Scottish certificate of sixth year studies (Scottish CSYS)
- (16) Certificate of sixth year studies (CSYS)
- (17) O-level or equivalent
- (18) GCSE
- (19) CSE
- (20) RSA
- (21) City & Guilds
- (22) YT certificate
- (23) Any other professional/vocational qualification, foreign qualifications
- (24) Don't know

Spring 97 to Spring 2000

- (1) Degree level qualification or equivalent (including PGCE)
- (2) Diploma in higher education
- (3) HNC/HND
- (4) ONC/OND
- (5) BTEC, BEC or TEC
- (6) SCOTVEC, SCOTEC or SCOTBEC
- (7) Teaching qualification (excluding PGCE)
- (8) Nursing or other medical qualification
- (9) Other higher education qualification
- (10) A-level or equivalent
- (11) SCE Higher
- (12) NVQ/SVQ
- (13) GNVQ/GSVQ
- (14) AS-level
- (15) Certificate of Sixth Year Studies (CSYS) or equivalent
- (16) O-level
- (17) SCE Standard/Ordinary (O) Grade
- (18) GCSE
- (19) CSE
- (20) RSA
- (21) City & Guilds
- (22) YT certificate
- (23) Any other professional/vocational qualification/foreign qualifications
- (24) Don't know

QUALS(01-23) continued on next page...

QUALS(01-23) continued from previous page...

From Autumn 2000 onwards

- (1) Degree level qualification or equivalent (including PGCE)
- (2) Diploma in higher education
- (3) HNC/HND
- (4) ONC/OND
- (5) BTEC, BEC or TEC
- (6) SCOTVEC, SCOTEC or SCOTBEC
- (7) Teaching qualification (excluding PGCE)
- (8) Nursing or other medical qualification
- (9) Other higher education qualification
- (10) A-level or equivalent
- (11) SCE Higher
- (12) NVQ/SVQ
- (13) GNVQ/GSVQ
- (14) AS-level
- (15) Certificate of Sixth Year Studies (CSYS) or equivalent
- (16) O-level
- (17) SCE Standard/Ordinary (O) Grade
- (18) GCSE
- (19) CSE
- (20) RSA
- (21) City & Guilds
- (22) YT certificate
- (23) Any other professional/vocational qualification/foreign qualifications
- (24) DO NOT USE
- (25) National Qualifications (Scotland).

FREQUENCY: Each quarter from Spring 96 to Winter 03.

COVERAGE: Applies to all respondents who have qualifications or are unsure (QUALCH = 1, 2, 3 or 5).

NOTES: This variable replaced QUAL(0-2) from Spring 96. Responses are recorded in order starting with the highest qualification, e.g. QUALS01 records type of qualification for respondents where it is the first highest qualification they mention, similarly, QUALS02 being the second highest qualification they mention, and so on.

From Spring 96 to Spring 97 this variable was coded as QUALS(00-22). From Spring 97 to Spring 99 it was coded as QUALS(01-23). From Summer 99 this variable is only coded up to QUALS(01-11) meaning that only up to 11 qualifications given by the respondent are recorded.

DEGREE4 - Type of degree already held

- (1) A higher degree (including PGCE)
- (2) A first degree
- (3) A foundation degree
- (4) A graduate membership of a professional institution
- (5) Other
- (6) Don't know

FREQUENCY: Each quarter from Spring 04

COVERAGE: Applies to all respondents who have a degree qualification (QUALS4 =1).

NOTES: This variable replaces DEGREE. Categories 4 & 5 used to be a single category but are now split up. If respondents have more than degree, details regarding the highest level degree they have are recorded. If respondents have more than one degree at the same level, details regarding the first degree obtained at that level (i.e. the earliest degree they obtained) are recorded.

DEGREE - Type of degree

- (1) Higher degree (including PGCE)
- (2) First degree
- (3) Other (e.g. graduate member of a professional institute or chartered accountant)
- (4) Don't know

FREQUENCY: Each quarter from Spring 96 to Winter 03.

COVERAGE: Applies to all respondents who have a degree qualification (QUALS = 1).

HIGHO - Type of higher degree

- (1) Doctorate
- (2) Masters
- (3) Postgraduate Certificate in Education
- (4) Other postgraduate degree or professional qualification
- (5) Don't know

FREQUENCY: Each quarter from Spring 93

COVERAGE: Applies to all respondents who have a higher degree qualification (Spring 93 to Winter 95: QUAL = 1; Spring 96 to Winter 03: DEGREE = 1; From Spring 04: DEGREE4 = 1).

SINCOM - Whether degree is single or combined subject

- (1) Single subject
- (2) Combined subject in one subject area
- (3) Combined subject in more than one subject area

FREQUENCY: Each quarter from Summer 97

COVERAGE: Applies to all respondents who have a degree qualification or a nursing/medical qualification (Summer 97 to Winter 03: DEGREE = 1, 2 or 3 OR QUALS = 8; From Spring 04: DEGREE4 = RESPONSE OR QUALS4 = 8).

SNGDEG - Subject of single subject degree

(1 to 18.10.6) Code for title of degree

FREQUENCY: Each quarter from Summer 97

COVERAGE: Applies to all respondents who have a degree qualification or a nursing/medical qualification (Summer 97 to Winter 03: DEGREE = 1, 2 or 3 OR QUALS = 8; From Spring 04: DEGREE4 = RESPONSE OR QUALS4 = 8).

NOTES: SNGDEG was introduced from Summer 97 which allows analysis of degree subject at far greater detail than SUBJECT1. In Spring 04 the coding frame was up-dated to reflect changes in subjects. LFS User Guide Volume 5 (LFS Classifications) gives a complete breakdown of codes.

CMBDEG(01-12) - Subject areas of combined subject degree

- (1) Medicine
- (2) Medical related subjects
- (3) Biological sciences
- (4) Agricultural sciences
- (5) Physical/environmental sciences
- (6) Mathematical sciences and computing
- (7) Engineering
- (8) Technology
- (9) Architecture and related subjects
- (10) Social sciences
- (11) Business and financial studies
- (12) Librarianship and information studies
- (13) Linguistics, English, Celtic, ancient
- (14) European languages
- (15) Other languages
- (16) Humanities
- (17) Arts
- (18) Education

FREQUENCY: Each quarter from Summer 97

COVERAGE: Applies to all respondents who have a degree in a combined subject (SINCOM ≠ 1).

NOTES: From Summer 97 to Autumn 98 this variable was called CMBDEG (01-18) and respondents could give up to 18 subject areas in a combined degree. From Winter 98 onwards the LFS records up to 12 subject areas in a combined degree.

In SuperCROSS an additional variable called CMBDEGM is available. See note on page 2 for more information on SuperCROSS variables.

CMBMAIN - Main subject area studied in qualification

- (1) Medicine
- (2) Medical related subjects
- (3) Biological sciences
- (4) Agricultural sciences
- (5) Physical/environmental sciences
- (6) Mathematical sciences and computing
- (7) Engineering
- (8) Technology
- (9) Architecture and related subjects
- (10) Social sciences
- (11) Business and financial studies
- (12) Librarianship and information studies
- (13) Linguistics, English, Celtic, ancient
- (14) European languages
- (15) Other languages
- (16) Humanities
- (17) Arts
- (18) Education

FREQUENCY: Each quarter from Spring 03

COVERAGE: Applies to all respondents who degree or nursing/medical qualification is in a combined subject in more than one subject area (SINCOM=3).

NOTES: Eurostat now requires that a main subject area be recorded for most qualifications, including combined degrees. Currently the LFS records up to 12 subject areas in a combined degree at question CMBDEG. CMBMAIN records the main subject of a combined degree.

TEACH4(1-6) - Type of teaching qualifications already held

- (1) Further education
- (2) Key stage 4
- (3) Key stage 3
- (4) Key stage 23
- (5) Key stage 1
- (6) Foundation stage
- (7) Don't know

FREQUENCY: Each quarter from Spring 04

COVERAGE: Applies to all respondents who have a teaching qualification or a PGCE (QUALS4 = 7 OR HIGHO = 3).

NOTES: This variable replaces TEACH(1-3).

In SuperCROSS an additional variable called TEACH4M is available. See note on page 2 for more information on SuperCROSS variables.

Key stage terminology may be unfamiliar to those trained in Scotland and those who trained a long time ago and are no longer teaching. The table below helps translate Key stages:

England & Wales		
	Age	Key Stage
Early Years Education	3-5	Foundation
Primary Education	5-7	Key Stage 1
	7-11	Key Stage 2
Secondary Education	11-14	Key Stage 3
	14-16	Key Stage 4

TEACH(1-3) - Type of teaching qualification

- (1) Further education
- (2) Secondary
- (3) Primary education

FREQUENCY: Each quarter from Spring 92 to Winter 03.

COVERAGE: Applies to all respondents who have a teaching qualification or a PGCE (Spring 92 to Winter 92: QUAL = 5; Spring 93 to Winter 95: QUAL = 6; From Spring 96: QUALS = 7).

NOTES: Respondents can record up to 3 teaching qualifications. From Spring 92 to Winter 96 this variable is called TEACH(0-2). From Spring 97 the categories are coded TEACH(1-3).

NUMAL - Number of A levels or equivalent

- (1) One A-level or equivalent
- (2) Or more than one
- (3) Don't know

FREQUENCY: Each quarter from Spring 93

COVERAGE: Applies to all respondents who have an A-level qualification (Spring 93 to Winter 95: QUAL = 10; Spring 96 to Winter 03: QUALS = 10; From Spring 04: QUALS4 = 10).

NUMSCE - Number of SCE highers

- (1) 1 or 2 highers
- (2) 3 or more highers
- (3) Don't know

FREQUENCY: Each quarter from Spring 97

COVERAGE: Applies to all respondents who have a SCE higher qualification (Spring 97 to Winter 03: QUALS = 11; From Spring 04: QUALS4 = 11).

NUMAS - Number of A-S levels

- (1) 1 A-S level
- (2) 2 or 2 A-S levels
- (3) 4 or more passes at this level
- (4) Don't know

FREQUENCY: Each quarter from Spring 95

COVERAGE: Applies to all respondents who have a AS-level qualification (Spring 95 to Winter 95: QUAL = 16; Spring 96 to Winter 03: QUALS = 14; From Spring 04: QUALS4 = 16).

TYPHST - Highest National Qualification

- (1) Access level
- (2) Intermediate Level 1
- (3) Intermediate Level 2
- (4) Higher
- (5) Advanced Higher

FREQUENCY: Autumn and Winter quarters only in 2000 (on ONS datasets). Each quarter from Spring 01

COVERAGE: Applies to all respondents who have a Scottish National qualification (Autumn 00 to Winter 03: QUALS=25; From Spring 04: QUALS4 = 23).

ADVHST - Whether respondent has one or more Advanced Higher

- (1) One Advanced Higher
- (2) More than one

FREQUENCY: Autumn and Winter quarters only in 2000 (on ONS datasets). Each quarter from Spring 01

COVERAGE: Applies to all respondents who have an advanced Scottish National qualification (TYPHST= 5).

HST - Whether respondent has three or more Highers

- (1) Three or more Highers
- (2) Fewer than three

FREQUENCY: Autumn and Winter quarters only in 2000 (on ONS datasets). Each quarter from Spring 01

COVERAGE: Applies to all respondents who have a Scottish National qualification (TYPHST = 4 AND ADVHST = 1).

QGCSE4(1-5) - Type of GCSE or equivalent held below grade C/1

- (1) GCSE's below grade C
- (2) CSE's below grade 1
- (3) Standard grades 4-7/O grades below C
- (4) Scottish NQ's Intermediate 1 below grade A
- (5) Scottish NQ's Intermediate 2 below grade D
- (6) None of these

FREQUENCY: Each quarter from Spring 04

COVERAGE: Applies to all respondents who have a standard/O grades, GCSE, CSE or Scottish National qualifications (QUALS4 = 20 or 21 or 22 or TYPHST = 2 or 3).

NOTES: This variable replaces QGCSE.

QGCSE - Whether respondent has any GCSEs below grade C, or SCE Standard Grades 4-7, or O Grades below grade C, or CSEs below grade 1

- (1) Yes
- (2) No
- (3) Don't know

FREQUENCY: Each quarter from Spring 96 to Winter 03.

COVERAGE: Applies to all respondents who have a standard/O grades, GCSE, CSE or Scottish National qualifications (QUALS = 17, 18, 19).

GCSEFUL(1-5) - Type of GCSE or equivalent held above grade C/1

- (1) GCSE's grade C or above
- (2) CSE's grade 1
- (3) Standards grade 3 or above/O grades C or above
- (4) Scottish NQ's Intermediate 1 grade A or above
- (5) Scottish NQ's Intermediate 2 grade D or above
- (6) None of these

FREQUENCY: Each quarter from Spring 04

COVERAGE: Applies to all respondents who have a standard/O grades, GCSE, CSE or Scottish National Qualifications (QUALS4 ≠ 6).

NOTES: This variable replaces GSCE.

GCSE - Whether respondent has any GCSEs grade C or above, or SCE Standard Grades 1-3, or O Grades grade C or above, or CSEs grade 1

- (1) Yes
- (2) No
- (3) Don't know

FREQUENCY: Each quarter from Spring 96 to Winter 03.

COVERAGE: Applies to all respondents who have a standard/O grades, GCSE or CSE qualification (QUALS = 17 or 18).

CSE - Whether respondent has any CSEs at grade 1

- (1) Yes
- (2) No
- (3) Don't know

FREQUENCY: Each quarter from Spring 96 to Winter 03.

COVERAGE: Applies to all respondents who have a CSE qualification (QUALS = 19).

NUMOL4 - Number of (O-level, GCSE etc passes) already held

- (1) One or two
- (2) Three or four
- (3) 5 or more
- (4) Don't know

FREQUENCY: Each quarter from Spring 04

COVERAGE: Applies to all respondents who have GCSE's at grade C or above, CSE's at grade 1, O-levels, Standard grades 1-3/O grades C or above, or Intermediate Scottish National Qualifications at Level 1 Grade B or above or Level 2 Grade D or above (QGCSE4 = 6 or GCSE4 ≠ 6 or QUALS4 = 19).

NOTES: This variable replaces NUMOL.

NUMOL - Number of O levels or equivalent

Spring 93 to Winter 93

- (1) 4 or more passes at this level
- (2) Fewer than 4

Spring 94 onwards

- (1) Fewer than 5 passes
- (2) 5 or more passes at this level

FREQUENCY: Each quarter from Spring 93 to Winter 03.

COVERAGE: Applies to all respondents who have an O-level qualification or equivalent (Spring 03 to Winter 95: QUAL = 20; From Spring 96: QUALS = 17 OR QUALS = 11 AND SCE = 2 OR QUALS = 18 AND GCSE = 1 OR QUALS = 19 AND CSE = 1).

In Winter 96/97 Northern Ireland respondents were not properly routed to NUMOL, leading to 32,000 cases being coded -9(DNA).

BTEC - Highest BTEC qualification

- (1) Higher level (level 4)
- (2) National Certificate of National Diploma Level (level 3)
- (3) First diploma or general diploma (level 2)
- (4) First certificate or general certificate (below level 2)
- (5) Don't know

FREQUENCY: Each quarter from Spring 96

COVERAGE: Applies to all respondents who have a BTEC, BEC or TEC qualification (Spring 96 to Winter 03: QUALS = 5; From Spring 04: QUALS4 = 5).

NOTES: In Spring 04 the text in this question was amended to include the level number of each of the stages of this qualification.

SCTVEC - Highest SCOTVEC qualification

- (1) Higher level (level 4)
- (2) Full National Certificate (level 3)
- (3) First diploma or general certificate (level 2)
- (4) First certificate or general certificate (below level 2)
- (5) Modules towards a National Certificate
- (6) Don't know

FREQUENCY: Each quarter from Spring 97

COVERAGE: Applies to all respondents who have a SCOTVEC, SCOTEC or SCOTBEC qualification (Spring 97 to Winter 03: QUALS = 6; From Spring 04: QUALS4 = 6).

NOTES: In Spring 04 the text in this question was amended to include the level number of each of the stages of this qualification.

This variable replaced SCOTVEC.

RSA - Highest RSA

- (1) Higher diploma
- (2) Advanced diploma or advanced certificate
- (3) Diploma
- (4) Some other RSA (including Stage I, II and III)
- (5) Don't know

FREQUENCY: Each quarter from Spring 96

COVERAGE: Applies to all respondents who have a RSA qualification (Spring 96 to Winter 03: QUALS = 20; From Spring 04: QUALS4 = 24).

NOTES: The levels in RSA (now renamed OCR) are as follows:

- Higher diploma = level 4
- Advanced diploma/certificate = level 3
- Diploma = level 2
- Other RSA (including stage I, II, III) = level 1

CANDG - Highest City and Guilds qualification

Spring 96 to Winter 96

- (1) Advanced craft**
- (2) Craft**
- (3) Some other City and Guilds qualification**
- (4) Don't know**

Spring 97 onwards

- (1) Advanced craft/part 3**
- (2) Craft/part 2**
- (3) Foundation/part 1**
- (4) Don't know**

FREQUENCY: Each quarter from Spring 96

COVERAGE: Applies to all respondents who have a City & Guilds qualification (Spring 96 to Winter 03: QUALS = 21; From Spring 04: QUALS4 = 25).

NOTES: The City & Guilds qualification levels are as follows:

- Advanced Craft/part 3 = Level 3
- Craft/part 2 = Level 2
- Foundation/part 1 = Level 1

Full technology certificate, licentiateship, advanced craft senior, advanced certificate and stage 3 are coded as advanced craft/part 3.

Stage 2 or Diploma in Vocational Education at intermediate level are coded as craft/part 2.

QGNVQ - Whether respondent has any GNVQs/GSVQs

- (1) Yes**
- (2) No**
- (3) Don't know**
- (4) Never heard of GNVQs**

FREQUENCY: Each quarter from Spring 96

COVERAGE: Applies to all respondents who have a qualification, but not a GNVQ/GSVQ (Spring 96 to Winter 03: QUALCH = 1, 2, 3, 5 AND QUALS = 13; From Spring 04: QUALCH4 = 1, 2, 3, 4 or 6 AND QUALS4 ≠ 15).

NOTES: Code 4 'Never heard of GNVQs' is only available for personal, not proxy interviews. If a proxy respondent "has never heard of them", code 3 'Don't know' is entered.

GNVQ4 - Type of highest GNVQ/GSVQ already held

- (1) Advanced level
- (2) Full intermediate level
- (3) Part one intermediate level
- (4) Full foundation level
- (5) Part one foundation level
- (6) Don't know

FREQUENCY: Each quarter from Spring 04

COVERAGE: Applies to respondents who have a GNVQ or GSVQ qualification (QGNVQ = 1 OR QUALS4 = 15).

NOTES: This variable replaces GNVQ. The categories have been subdivided further than was previously the case. A full qualification = 6 units. A part qualification = 3 units.

GNVQ - Highest GNVQ/GSVQ

- (1) Advanced level
- (2) Intermediate level
- (3) Foundation level
- (4) Don't know

FREQUENCY: Each quarter from Spring 96 to Winter 03

COVERAGE: Applies to all respondents who have a GNVQ/GSVQ qualification (QGNVQ = 1 or QUALS = 13).

NVQSVQ - Whether respondent has any full NVQs or SVQs

- (1) Yes
- (2) No
- (3) Don't know
- (4) Never heard of NVQs/SVQs

FREQUENCY: Each quarter from Spring 93

COVERAGE: Applies to all respondents who have qualifications and have not previously stated that they have NVQs/SVQs (Spring 93 to Winter 95: QUALCH = 1, 3 or NA; Spring 96 to Winter 03: QUALCH = 1, 2, 3, 5, NA AND QUALS = 12; From Spring 04: QUALCH4 = 1, 2, 3, 4 or 6 OR QUALS4 ≠ 14).

NOTES: Code 4 'Never heard of NVQs/SVQs' is only available for personal, not proxy interviews. If a proxy respondent "has never heard of them", code 3 'Don't know' is entered.

NVQLEV - Highest level of full NVQs or SVQs

- (1) Level 1
- (2) Level 2
- (3) Level 3
- (4) Level 4
- (5) Level 5
- (6) Don't know

FREQUENCY: Each quarter from Spring 93

COVERAGE: Applies to all respondents who have a NVQ/SVQ qualification (Spring 93 to Winter 03: NVQSVQ = 1 OR QUALS = 12; From Spring 04 NVQSVQ = 1 OR QUALS4 = 14).

NVQUN - Whether respondent has any units towards NVQs or SVQs

- (1) Yes
- (2) No
- (3) Don't know

FREQUENCY: Each quarter from Spring 93

COVERAGE: Applies to all respondents who have or have heard of NVQs/SVQs (Spring 93 to Winter 03: NVQSVQ = 1, 2 or 3 OR QUALS = 12; From Spring 04: NVQSVQ = 1, 2 or 3 OR QUALS4 = 14).

HIGHEST QUALIFICATION

HIQUAL4 - Highest qualification/trade apprenticeship

- (1) Higher degree
- (2) NVQ level 5
- (3) First degree/foundation degree
- (4) Other degree
- (5) NVQ level 4
- (6) Diploma in higher education
- (7) HNC/HND/BTEC higher etc
- (8) Teaching – further education
- (9) Teaching – secondary education
- (10) Teaching – primary education
- (11) Teaching – foundation stage
- (12) Teaching – level not stated
- (13) Nursing etc
- (14) RSA higher diploma
- (15) Other higher education below degree
- (16) NVQ level 3
- (17) GNVQ/GSVQ advanced
- (18) A-level or equivalent
- (19) RSA advanced diploma
- (20) OND/ONC/BTEC/SCOTVEC National etc
- (21) City & Guilds Advanced Craft/Part 1
- (22) Scottish 6 year certificate/CSYS
- (23) SCE higher or equivalent
- (24) Access qualifications
- (25) AS-level or equivalent
- (26) Trade apprenticeship
- (27) NVQ level 2 or equivalent
- (28) GNVQ/GSVQ intermediate
- (29) RSA diploma
- (30) City & Guilds Craft/Part 2
- (31) BTEC/SCOTVEC First or General diploma etc
- (32) O-level, GCSE grade A*-C or equivalent
- (33) NVQ level 1 or equivalent
- (34) GNVQ/GSVQ foundation level
- (35) CSE below grade 1, GCSE below grade C
- (36) BTEC/SCOTVEC First or General certificate
- (37) SCOTVEC modules
- (38) RSA other
- (39) City & Guilds foundation/Part 1
- (40) YT/YTP certificate
- (41) Key skills qualification
- (42) Basic skills qualification
- (43) Entry level qualification
- (44) Other qualification
- (45) No qualifications
- (46) Don't know

FREQUENCY: Each quarter from Spring 04

COVERAGE: Applies to all respondents of working age or those in employment with qualifications.

NOTES: This variable replaces HIQUAL. This variable is derived from SEX, AGE, WRKING, JBAWAY, OWNBUS, RELBUS, DEGREE4, NVQLEV, QUALS4, TYPHST, BTEC, SCTVEC, TEACH4, RSA, GNVQ4, CANDG, APPR4 & GCSEFUL.

Must filter on working age otherwise those men above 64 and women above 59, in employment will be included.

HIQUAL - Highest qualification

- (1) Higher degree
- (2) NVQ level 5
- (3) First degree
- (4) Other degree
- (5) NVQ level 4
- (6) Diploma in higher education
- (7) HNC/HND, BTEC higher etc
- (8) Teaching – further education
- (9) Teaching – secondary
- (10) Teaching – primary
- (11) Teaching – level not stated
- (12) Nursing etc
- (13) RSA higher diploma
- (14) Other higher education below degree level
- (15) NVQ level 3
- (16) GNVQ advanced
- (17) A level or equivalent
- (18) RSA advanced diploma or certificate
- (19) OND/ONC, BTEC/SCOTVEC national
- (20) City and Guilds advanced craft
- (21) Scottish 6th year certificate (CSYS)
- (22) SCE higher or equivalent
- (23) AS level or equivalent
- (24) Trade apprenticeship
- (25) NVQ level 2 or equivalent
- (26) GNVQ intermediate
- (27) RSA diploma
- (28) City and Guilds craft
- (29) BTEC/SCOTVEC first or general diploma
- (30) O level, GCSE grade A-C or equivalent
- (31) NVQ level 1 or equivalent
- (32) GNVQ/GSVQ foundation level
- (33) CSE below grade 1, GCSE below grade C
- (34) BTEC first or general certificate
- (35) SCOTVEC modules or equivalent
- (36) RSA other
- (37) City and Guilds other
- (38) YT/YTP certificate
- (40) Other qualification
- (41) No qualifications
- (42) Don't know

FREQUENCY: Each quarter from Spring 96 to Winter 03.

COVERAGE: Applies to all respondents of working age or those in employment with qualifications.

NOTES: This variable is derived from SEX, AGE, QUALS, WRKING, JBAWAY, OWNBUS, RELBUS, APPREN, QUALCH, DEGREE, NVQSVQ, NVQLEV, BTEC, SCOTVEC, TEACH, RSA, GNVQ, QGNVQ, CANDG, SCE, GCSE & CSE.

Must filter on working age otherwise those men above 64 and women above 59, in employment will be included.

From Autumn 2000: Option 17 (A Level or equivalent) includes Advanced Higher National qualification (for Scotland); Option 22 (SCE higher or equivalent) includes Higher National qualification (for Scotland); Option 25 (NVQ level 2 or equivalent) includes Intermediate 2 National qualification (for Scotland); Option 31 (NVQ level 1 or equivalent) includes Intermediate 1 National qualification (for Scotland).

Codes '1-4' = degree or higher; '5-14' = higher education, below degree; '15-24' = A level or equivalent; '25-30' = GCSE A-C or equivalent; '31-38' = CSE below grade 1 or equivalent.

HIQUAL4D – Highest qualification (detailed grouping)

- (1) Degree or equivalent
- (2) Higher education
- (3) GCE, A-level or equivalent
- (4) GCSE grades A*-C or equivalent
- (5) Other qualifications
- (6) No qualification
- (7) Don't know

FREQUENCY: Each quarter from Spring 04

COVERAGE: Applies to all respondents of working age or those in employment with qualifications.

NOTES: This variable replaces HIQUALD. This variable is derived from HIQUAL4.

HIQUALD - Highest qualification (detailed grouping)

- (1) Degree or equivalent
- (2) Higher Education
- (3) GCE A Level or equivalent
- (4) GCSE grades A*-C or equivalent
- (5) Other qualification
- (6) No qualification
- (7) Don't know

FREQUENCY: Each quarter from Spring 96 to Winter 03.

COVERAGE: Applies to all respondents of working age or those in employment with qualifications.

NOTES: This DV replaces HIQUAPD from Spring 1996.

LEVQUAL - Level of highest qualification held

- (1) NVQ level 4 and above
- (2) NVQ level 3
- (3) Trade apprenticeships
- (4) NVQ level 2
- (5) Below NVQ level 2
- (6) Other qualifications
- (7) No qualifications

FREQUENCY: Each quarter from Spring 2001

COVERAGE: Applies to all respondents of working age or those in employment with qualifications.

NOTES: This variable is derived from HIQUAL4, NUMAL, NUMAS, ADVHST, NUMSCE, HST & NUMOL4.

HITQUA4 - Highest qualification training leads to

- (1) Higher degree
- (2) NVQ level 5
- (3) First degree
- (4) Other degree
- (5) NVQ level 4
- (6) Diploma in higher education
- (7) HNC/HND/BTEC/SCOTVEC/Higher etc
- (8) Teaching qualification
- (9) Nursing qualification
- (10) RSA higher diploma
- (11) Other higher education below degree
- (12) NVQ level 3
- (13) A-level or equivalent
- (14) RSA advanced diploma
- (15) OND/ONC/BTEC/SCOTVEC national level
- (16) City & Guilds advanced craft/part 3
- (17) Scottish 6th year certificate (CSYS)
- (18) SCE higher or equivalent
- (19) Access to HE
- (20) AS-level or equivalent
- (21) Trade apprenticeship
- (22) NVQ level 2 or equivalent
- (23) GNVQ Intermediate
- (24) RSA diploma
- (25) City & Guilds craft/part 2
- (26) BTEC/SCOTVEC first or general diploma etc
- (27) O-level/GCSE or equivalent
- (28) DO NOT USE
- (29) NVQ level 1 or equivalent
- (30) GNVQ/GSVQ foundation level
- (31) BTEC/SCOTVEC first or general certificate etc
- (32) SCOTVEC modules or equivalent
- (33) RSA other
- (34) City & Guilds foundation/part 1
- (35) Key skills qualification
- (36) Basic skills qualification
- (37) Entry level qualification
- (38) Other qualification
- (39) No qualifications
- (40) Don't know

FREQUENCY: Each quarter from Spring 04

COVERAGE: Applies to all respondents of working age training towards a qualification or those in employment.

NOTES: This variable replaces HITQUA. This variable is derived from AGE, QULNOW, DEGNOW, NVQLE2, QULHI4, TECNOW, SCNOW, RSANOW, GNVNOW4, CGNOW, APPR4 & HSTNOW.

HITQUA - Highest qualification being worked for

- (1) Higher degree
- (2) NVQ level 5
- (3) First degree
- (4) Other degree
- (5) NVQ level 4
- (6) Diploma in higher education
- (7) HNC/HND, BTEC higher etc
- (8) Teaching
- (9) Nursing etc
- (10) RSA higher diploma
- (11) Other higher education below degree level
- (12) NVQ level 3
- (13) GNVQ advanced
- (14) A level or equivalent
- (15) RSA advanced diploma
- (16) OND/ONC, BTEC/SCOTVEC national
- (17) City and Guilds advanced craft
- (18) Scottish 6th year certificate (CSYS)
- (19) SCE higher or equivalent
- (20) AS level or equivalent
- (21) Trade apprenticeship
- (22) NVQ level 2 or equivalent
- (23) GNVQ intermediate
- (24) RSA diploma
- (25) City and Guilds craft
- (26) BTEC/SCOTVEC first or general diploma
- (27) O level, GCSE grade A-C or equivalent
- (28) NVQ level 1 or equivalent
- (29) GNVQ/GSVQ foundation level
- (30) CSE below grade 1, GCSE below grade C
- (31) BTEC/SCOTVEC first or general certificate
- (32) SCOTVEC modules or equivalent
- (33) RSA other
- (34) City and Guilds other
- (35) YT/YTP certificate
- (36) Other qualification

FREQUENCY: Spring and Autumn quarters only from 96. Each quarter from Spring 2000 (not Summer 2000) to Winter 03.

COVERAGE: Applies to all respondents in employment and all other men aged 16-64 and women aged 16-59 training towards a qualification.

NOTES: The position of trade apprenticeships is nominal. Individual apprenticeships may be equivalent to a lower level and those people working for higher qualifications may be doing this as part of a trade apprenticeship. The variable is derived from AGE, QULNOW, QULHI, NVQKN2, DEGNOW, NVQLE2, TECNOW, SCONOW, RSANOW, GNVNOW, CGNOW, SCNOW, HSTNOW, APPREN.

This variable was not included on the Summer 2000 datasets.

From Autumn 2000: Option 14 (A Level or equivalent) includes Advanced Higher National qualification. Option 19 (SCE higher or equivalent) includes Higher National qualification. Option 22 (NVQ level 2 or equivalent) includes Intermediate 2 National qualification. Option 28 (NVQ level 1 or equivalent) includes Intermediate 1 National qualification.

QALPL99 - How highest qualification obtained

- (1) Solely at school, college or some other education institution
- (2) Solely at a place of work – yours or somebody else's
- (3) Through a combination of workplace and academic institution
- (4) In some other way
- (5) Don't know

FREQUENCY: Spring quarters only from Spring 99

COVERAGE: Applies to all respondents of working age with qualifications.

QLPLO99 - Way highest qualification obtained

- (1) Government training
- (2) Self directed / open learning
- (3) Taking exam without taking a course
- (4) Other
- (5) Don't know

FREQUENCY: Spring quarters only from Spring 99

COVERAGE: Applies to all respondents who obtained their highest qualification not solely through an academic institution or solely at a place of work or through a combination of the two.

VOCQPL - How highest vocational qualification obtained

- (1) Solely at school, college or some other education institution
- (2) Solely at a place of work – yours or somebody else's
- (3) Through a combination of workplace and academic institution
- (4) In some other way
- (5) Don't know

FREQUENCY: Spring quarters only from Spring 99

COVERAGE: Applies to all respondents of working age with vocational qualifications.

VCQPLO - Way highest vocational qualification obtained

- (1) Government training
- (2) Self directed / open learning
- (3) Taking exam without taking a course
- (4) Other
- (5) Don't know

FREQUENCY: Spring quarters only from Spring 99

COVERAGE: Applies to all respondents who obtained their highest vocational qualification not solely through an academic institution or solely at a place of work or through a combination of the two.

YERQAL1 - When obtained highest qualification

- (1) Answer given as age
- (2) Answer given as year

FREQUENCY: Each quarter from Spring 01

COVERAGE: Applies to all respondents with qualifications (Spring 01 to Winter 03: QUALCH = 1, 2, 3, or 5 AND QUALS = RESPONSE; From Spring 04: QUALCH4 = 1,2,3,4 or 6 AND QUALS4 = RESPONSE).

NOTES: Respondents may reply by either giving the age at which they achieved their highest qualification or in what year they did so.

YERQAL2 - Age obtained highest qualification

- (1) Answer given as age

FREQUENCY: Each quarter from Spring 01

COVERAGE: Applies to all respondents who give their age at which they obtained their highest qualification (YERQAL1 = 1).

YERQAL3 - Year obtained highest qualification

- (1) Answer given as year

FREQUENCY: Each quarter from Spring 01

COVERAGE: Applies to all respondents who give the year at which they obtained their highest qualification (YERQAL1 = 2).

SUBCOD(1-8) - Area of study

- (1.00 – 9.99) Codes for Area of Study

FREQUENCY: Each quarter from Summer 01

COVERAGE: Applies to all respondents who have a vocational qualification.

NOTES: This is the subject of study of the highest level 2 qualifications and above already held (excludes degrees and GCSE/O-level/A-level and equivalents).

A new coding frame was introduced in Spring 04. LFS User Guide Volume 5 (LFS Classifications) gives a complete breakdown of codes.

This variable replaces SUBCODE from Summer 01.

KEY SKILLS QUALIFICATIONS

KEYHOLD - Any Key Skills qualifications

- (1) Yes
- (2) No
- (3) Don't know
- (4) Never heard of Key Skills

FREQUENCY: Autumn and Winter quarters only from Autumn 02 to Winter 03.

COVERAGE: Applies to all respondents who are of working age and who currently hold qualifications.

NOTES: Key Skills are described in terms of units, each at 5 levels, which stretch broadly from the equivalent of GCSE (D-G) to first degree. They cover: Communication, Application of Number, Information Technology, Working with Others, Improving Own Learning and Performance, Problem Solving.

KEYINT - Intending to study for Key Skills

- (1) Yes
- (2) No

FREQUENCY: Autumn and Winter quarters only from Autumn 02 to Winter 03

COVERAGE: Applies to all respondents who are of working age and KEYHOLD = 2, 3 OR QUALCH = NONE.

NOTES: See notes for KEYHOLD.

AGE COMPLETED FULL-TIME EDUCATION

Education refers to continuous full time education, that is education without a break. Holiday jobs do not count as a break provided that the person intended to complete the course. In addition a gap of up to a year between going to school and going to college or university would not count as a break in continuous full time education. Similarly National Service between school or college would not count as a break. A sandwich course begun immediately after school finishes would be counted as continuous full time education. Nursing training and similar vocational training undertaken while receiving a wage are not counted as part of the continuous education process.

EDAGE - Age when completed full time education

- (0-95) Age left school**
- (96) Still in education**
- (97) Never had education**

FREQUENCY: Each quarter from Spring 92

COVERAGE: Applies to all respondents in employment or of working age.

APPRENTICESHIP

APPR4 - Recognised trade apprenticeship

- (1) Yes (completed)
- (2) Yes (still doing)
- (3) Yes, has completed one apprenticeship and is now doing a further one
- (4) No

FREQUENCY: Each quarter from Spring 04

COVERAGE: Applies to all respondents who are of working age or else in work in the reference week.

NOTES: This variable replaces APPREN. The response options have been amended to take into account that people may have already completed one apprenticeship and are now working towards another, probably advanced, one.

APPREN - Recognised trade apprenticeship

Spring 92 to Winter 02

- (1) Yes (completed)
- (2) Yes (still doing)
- (3) No (including apprenticeship begun but discontinued)

Spring 03 onwards

- (1) Yes (completed)
- (2) Yes (still doing)
- (3) Yes (begun but discontinued)
- (4) No

FREQUENCY: Each quarter from Spring 92 to Winter 03.

COVERAGE: Applies to all respondents in employment or of working age.

NOTES: This variable was amended in Spring 03 to include those that began apprenticeships but then discontinued them.

There is a discontinuity in APPREN between Winter 96 and Spring 97 due to both a routing change and a routing error. Prior to Winter 96, those still at school (SCHOOL = 1) were incorrectly routed to APPREN. From Spring 97, SCHOOL was replaced by COURSE.

APPREN2 - Apprenticeship discontinued in last year

- (1) Yes
- (2) No

FREQUENCY: Spring 2003 only

COVERAGE: Applies to all respondents who have completed or at least begun apprenticeships whether or not they did so in the past 12 months (APPREN = 1 or 3).

NOTES: This variable is included on ONS datasets only.

MODAPP4 - Whether apprenticeship part of Modern Apprenticeship

- (1) Yes, Foundation Modern Apprenticeship
- (2) Yes, Advanced Modern Apprenticeship
- (3) Yes, FMA plus AMA
- (4) No
- (5) Don't know

FREQUENCY: Each quarter from Spring 04

COVERAGE: Applies to all respondents who are doing or have completed a recognised apprenticeship (APPR4 = 1, 2 or 3).

NOTES: This variable replaces MODAPP.

MODAPP - Whether apprenticeship forms part of Modern Apprenticeship scheme

- (1) (Northern Ireland) Modern Apprenticeship initiative
- (2) Accelerated Modern Apprenticeships
- (3) Neither of these
- (4) Never heard of Modern Apprenticeships

FREQUENCY: Each quarter from Spring 96 to Winter 03.

COVERAGE: Applies to all respondents who did or who are still doing an apprenticeship (APPREN = 1, 2).

NOTES: Modern Apprentices can be any age but are likely to be young (under 30). Users may wish to filter by age if appropriate.

SOC2KAP - Occupation in apprenticeship

(1111-9259) Range of occupation codes

FREQUENCY: Each quarter from Spring 01

COVERAGE: Applies to all respondents.

NOTES: This variable replaces SOCAPP. This variable is derived from OCOD2KA & APPR4.

LFS User Guide Volume 5 (LFS Classifications) gives a complete breakdown of occupation codes.

The new SOC2000 variables were introduced into the Labour Force Survey in Spring 2001, because SOC90 became outdated. The extensive revisions to the Standard Occupational Classification (SOC) include a tighter definition of managerial occupations and moving many job titles between major groups to reflect the repositioning of certain jobs. New occupations have been introduced in the fields of computing, environment and conservation and customer service occupations. Most of the major groups have been re-named and all have a different composition in terms of job titles compared with their SOC90 counterparts. There is no exact correspondence between SOC90 and SOC2000 at any level.

APPSAM - Apprenticeship part of main job

- (1) Yes
- (2) No

FREQUENCY: Each quarter from Spring 01

COVERAGE: Applies to all respondents still doing an apprenticeship or have completed one and now doing another (APPR4 = 2 or 3).

NOTES: Those still doing their apprenticeship are asked for full details of what they are doing.

CURRENT STUDY

QULNOW - Whether working or studying towards a qualification

- (1) Yes
- (2) No

FREQUENCY: Spring quarters only from Spring 93 to Spring 94. Spring and Autumn quarters from Spring 95 to Autumn 99. Each quarter from Spring 2000

COVERAGE: Applies to all respondents in employment or of working age.

NOTES: This variable replaced TRGAIN. It identifies those respondents who are working towards a qualification.

DNA (-9) will include people who were not contacted in the quarter this question was asked. See Volume 1(Background and Methodology), "Imputation in the LFS", for full details.

QULFUT - Back to education in next 12 months

- (1) Yes
- (2) No

FREQUENCY: Autumn quarters only from Autumn 02

COVERAGE: Applies to all respondents in Wales who are not currently working or studying towards a qualification (QULNOW = 2).

NOTES: This variable is not available on SPSS/SAS public datasets in Autumn 02.

These questions for the National Assembly for Wales ask about where people go for information on learning opportunities. The target population is primarily adults who have just returned to education, or are considering returning to education or people currently in secondary education if they are aged 16 or over.

QULADV(1-9) - Advice on learning or training classes

- (1) School
- (2) Local college
- (3) Direct to university/college
- (4) Library
- (5) Community Education Centre
- (6) Local Careers Company
- (7) Telephone helpline – Learn Direct
- (8) Work or employer
- (9) Other response

FREQUENCY: Autumn quarters only from Autumn 02

COVERAGE: Applies to all respondents in Wales who are currently working or studying towards a qualification or are considering going back into education in the next 12 months (QULNOW = 1 OR QULFUT = 1).

NOTES: See notes on QULFUT.

This variable is not available on SPSS/SAS public datasets in Autumn 02.

CARADV - Offered career advice whilst studying

- (1) Yes
- (2) No

FREQUENCY: Autumn quarters only from Autumn 02

COVERAGE: Applies to all respondents in Wales who are currently working or are of working age and currently studying or working towards any qualifications (QULNOW = 1).

NOTES: This variable is not available on SPSS/SAS public datasets in Autumn 02.
See notes on QULFUT.

CARADV2 - Sought career advice whilst studying

- (1) Yes
- (2) No

FREQUENCY: Autumn quarters only from Autumn 02

COVERAGE: Applies to all respondents in Wales who have not been offered advice about future careers or learning opportunities (CARADV = 2).

NOTES: This variable is not available on SPSS/SAS public datasets in Autumn 02.
See notes on QULFUT.

QULHI4 - What highest qualification current study towards

- (1) Degree level qualification, including foundation degrees, graduate membership of a professional institute, PGCE, or higher
- (2) Diploma in higher education
- (3) HNC/HND
- (4) ONC/OND
- (5) BTEC/BEC/TEC/EdExcel
- (6) SCOTVEC, SCOTEC or SCOTBEC
- (7) Teaching qualification (excluding PGCE)
- (8) Nursing or other medical qualification not yet mentioned
- (9) Other higher education qualification below degree level
- (10) A-level/Vocational A-level or equivalent
- (11) DO NOT USE
- (12) Welsh Baccalaureate
- (13) International Baccalaureate
- (14) NVQ/SVQ
- (15) GNVQ/GSVQ
- (16) AS-level/Vocational AS-level or equivalent
- (17) Certificate of sixth year studies
- (18) Access to HE
- (19) DO NOT USE
- (20) Standard Grade (Scotland)
- (21) GCSE/Vocational GCSE
- (22) DO NOT USE
- (23) National Qualifications (Scotland)
- (24) RSA/OCR
- (25) City & Guilds
- (26) DO NOT USE
- (27) Key Skills
- (28) Basic Skills
- (29) Entry Level Qualifications
- (30) Any other professional/vocational qualification/foreign qualifications

FREQUENCY: Each quarter from Spring 04

COVERAGE: Applies to all respondents who are currently working or studying towards any qualifications (QULNOW =1).

NOTES: This variable replaces QULHI. The purpose of this question is to establish the highest qualification currently being studied. All qualifications being studied are probed and the one that appears highest on the list is coded.

This question asks about a general type of qualification (e.g. City & Guilds). Further details about the level of a qualification are asked at later questions.

QULHI - Type of qualification being studied for

Spring 93 - Autumn 95

- (1) Higher degree
- (2) First degree
- (3) Other degree level qualification such as graduate membership of professional institute
- (4) Diplomas in higher education
- (5) HNC/HND, Higher level of BTEC, BEC, SCOTBEC, TEC or SCOTEC-SCOTVEC.
- (6) Teaching qualification
- (7) Nursing or other medical qualification not yet mentioned
- (8) Other Higher Education qualifications below degree level
- (9) RSA higher diploma
- (10) A-level or equivalent
- (11) RSA advanced diploma/certificate
- (12) BTEC, BEC, SCOTBEC, TEC or SCOTEC/SCOTVEC, National ONC/OND
- (13) City and Guilds advanced craft
- (14) Scottish Certificate of 6th year Studies (Scottish CSYS) or equivalent
- (15) SCE (Higher) or equivalent
- (16) A-S level; Certificate of 6th Year Studies (CSYS) or equivalent
- (17) RSA diploma
- (18) City & Guilds craft
- (19) BTEC, BEC, SCOTBEC TEC or SCOTEC-SCOTVEC First diploma or General diploma
- (20) O-level; GCSE grades A, B, C; SCE Standard grades 1, 2, 3; SCE Ordinary grades A, B, C; CSE grade 1 or equivalent CSE, GCSE, SCE
- (21) CSE, GCSE, SCE not yet mentioned
- (22) BTEC, BEC, SCOTBEC, TEC or SCOTEC-SCOTVEC First certificate or General certificate
- (23) YT Certificate (YTP in Northern Ireland)
- (24) SCOTVEC National Certificate modules
- (25) RSA other qualification
- (26) City & Guilds other qualification
- (27) Any other professional/vocational qualification
- (28) None of these
- (29) Don't know

Spring 96 - Winter 96

- (1) Degree level qualification or equivalent (including PGCE)
- (2) Diploma in higher education
- (3) HNC/HND
- (4) ONC/OND
- (5) BTEC, BEC or TEC
- (6) SCOTVEC, SCOTEC or SCOTBEC
- (7) Teaching qualification (excluding PGCE)
- (8) Nursing or other medical qualification
- (9) Other higher education qualification
- (10) A-level or equivalent
- (11) SCE
- (12) NVQ/SVQ
- (13) GNVQ/GSVQ
- (14) AS-level
- (15) Scottish certificate of sixth year studies (Scottish CSYS) or equivalent
- (16) Certificate of sixth year studies (CSYS) or equivalent
- (17) O-level or equivalent
- (18) GCSE
- (19) CSE
- (20) RSA
- (21) City & Guilds
- (22) YT Certificate
- (23) Any other professional/vocational qualification/foreign qualification
- (24) Don't know

QULHI continued on next page...

QULHI continued from previous page...

Spring 97 to Spring 2000

- (1) Degree level qualification or equivalent (including PGCE)
- (2) Diploma in higher education
- (3) HNC/HND
- (4) ONC/OND
- (5) BTEC, BEC or TEC
- (6) SCOTVEC, SCOTEC or SCOTBEC
- (7) Teaching qualification (excluding PGCE)
- (8) Nursing or other medical qualification
- (9) Other higher education qualification
- (10) A-level or equivalent
- (11) SCE Higher
- (12) NVQ/SVQ
- (13) GNVQ/GSVQ
- (14) AS-level
- (15) Certificate of sixth year studies (CSYS) or equivalent
- (17) SCE Standard
- (18) GCSE
- (20) RSA
- (21) City & Guilds
- (22) YT Certificate
- (23) Any other professional/vocational qualification/foreign qualification
- (24) Don't know

QULHI continued on next page...

QULHI continued from previous page...

Autumn 2000 onwards

- (1) Degree level qualification or equivalent (including PGCE)
- (2) Diploma in higher education
- (3) HNC/HND
- (4) ONC/OND
- (5) BTEC, BEC or TEC
- (6) SCOTVEC, SCOTEC or SCOTBEC
- (7) Teaching qualification (excluding PGCE)
- (8) Nursing or other medical qualification
- (9) Other higher education qualification
- (10) A-level/Vocational A Level or equivalent
- (11) DO NOT USE
- (12) NVQ/SVQ
- (13) GNVQ/GSVQ
- (14) AS-level
- (15) DO NOT USE
- (17) SCE Standard
- (18) GCSE/Vocational GCSE
- (20) RSA
- (21) City & Guilds
- (22) YT Certificate
- (23) Any other professional/vocational qualification/foreign qualification
- (24) DO NOT USE
- (25) National Qualifications (Scotland)

FREQUENCY: Spring quarters only from Spring 93 to Spring 94. Spring and Autumn quarters from Spring 95 to Autumn 99. Each quarter from Spring 2000 to Winter 03.

COVERAGE: Applies to all respondents in employment and all working age respondents who are working towards a qualification (QULNOW = 1).

NOTES: This variable replaces and expands on TRQUAL. DNA (-9) will include people who were not contacted in the quarter this question was asked. See Volume 1 (Background & Methodology) of the LFS User Guide, "Imputation in the LFS" for details.

The purpose of this question is to establish the highest qualification currently being studied. Interviewers probe for all qualifications being studied and code the one that appears highest on the list. The generic qualification is collected at this question, e.g. "City & Guilds", and the level, e.g. "advanced craft" coded at the subsidiary question.

From Autumn 2000, the Scottish Executive and the Department for Education and Employment requested that the LFS records new qualifications (see codes 10, 18 and 25) and the removal of certain qualifications from the coding frame for current study (see codes 11 and 15).

From Spring 03: A new type of qualification known as a Foundation degree was introduced in England in Autumn 01. Foundation degrees are new employment-related, higher education qualifications and are offered full and part-time, taking two or three years to complete.

DEGNOW - Level of degree

Spring 96 to Winter 02

- (1) Higher degree (including PGCE)
- (2) First degree
- (3) Other (e.g. graduate member of a professional institute or chartered accountant)
- (4) Don't know

Spring 03 onwards

- (1) Higher degree (incl. PGCE)
- (2) First degree
- (3) Foundation degree
- (4) Other (e.g. graduate member of a professional institute or chartered accountant)
- (5) Don't know

FREQUENCY: Spring and Autumn quarters only from Spring 96 to Autumn 99. Each quarter from Spring 2000

COVERAGE: Applies to all respondents who are studying for a degree-level qualification or higher (Spring 96 to Winter 03: QULHI = 1; From Spring 04: QULHI4 = 1).

NOTES: Foundation degrees are employment-related, higher education qualifications and are offered full and part-time, taking two or three years to complete.

HGHNOW - Type of higher degree studied for

- (1) A Doctorate
- (2) A Master
- (3) A Post Graduate Certificate in Education
- (4) Or some other kind of postgraduate or professional qualification
- (5) Don't know

FREQUENCY: Spring and Autumn quarters only from Spring 99

COVERAGE: Applies to all respondents who are studying for a higher degree (DEGNOW=1).

TECNOW - Level of BTEC/BEC/TEC

- (1) Higher level (level 4)
- (2) National Certificate or National diploma level (level 3)
- (3) First diploma or general diploma level (level 2)
- (4) First certificate or general certificate level (below level 2)
- (5) Don't know

FREQUENCY: Spring and Autumn quarters only from Spring 96 to Autumn 99. Each quarter from Spring 2000

COVERAGE: Applies to all respondents who are studying for a BTEC, BEC or TEC qualification (Spring 96 to Winter 03: QULHI = 5; From Spring 04: QULHI4 = 5).

SCNOW - Level of SCOTVEC/SCOTEC/SCOTBEC

- (1) Higher level
- (2) Full National Certificate
- (3) First diploma or general diploma level
- (4) First certificate or general certificate level
- (5) Modules towards a National Certificate
- (6) Don't know

FREQUENCY: Spring and Autumn quarters only from Spring 97 to Autumn 99. Each quarter from Spring 2000

COVERAGE: Applies to all respondents who are studying for a SCOTVEC, SCOTEC or SCOTBEC qualification (Spring 97 to Winter 03: QULHI = 6; From Spring 04: QULHI4 = 6).

NOTES: This variable replaced SCONOW from Spring 97.

GNVNOW4 - Level GNVQ/GSVQ current study towards

- (1) Full intermediate
- (2) Part one intermediate
- (3) Full foundation
- (4) Part one foundation
- (5) Don't know

FREQUENCY: Each quarter from Spring 04

COVERAGE: Applies to all respondents who are studying for a GNVQ or GSVQ (QULHI4 = 15).

NOTES: This variable replaces GNVNOW. GNVQ Advanced level has been replaced by 'Vocational A-level'.

GNVNOW - Level of GNVQ/GSVQ

Spring 96 to Spring 2000

- (1) Advanced level
- (2) Intermediate level
- (3) Foundation level
- (4) Don't know

Autumn 2000 onwards

- (1) DO NOT USE
- (2) Intermediate level
- (3) Foundation level
- (4) Don't know

FREQUENCY: Spring and Autumn quarters only from Spring 96 to Autumn 99. Each quarter from Spring 2000 to Winter 03.

COVERAGE: Applies to all respondents who are studying for a GNVQ or GSVQ qualification (QULHI = 13).

NOTES: From Autumn 2000, the Scottish Executive and the Department for Education and Employment requested the removal of certain qualifications from the coding frame for current study. In this variable code 1 (Advanced level) has been removed.

RSANOW - Level of RSA

- (1) Higher diploma level
- (2) Advanced diploma or advanced certificate level
- (3) Diploma level
- (4) Some other RSA level (including stages I, II & III)
- (5) Don't know

FREQUENCY: Spring and Autumn quarters only from Spring 96 to Autumn 99. Each quarter from Spring 2000

COVERAGE: Applies to all respondents who are studying for a RSA qualification (Spring 96 to Winter 03: QULHI = 20; From Spring 04: QULHI4 = 24).

CGNOW - Level of City & Guilds

Spring to Autumn 96

- (1) Advanced craft level
- (2) Craft level
- (3) Some other level
- (4) Don't know

Spring 97 onwards

- (1) Advanced craft/part3
- (2) Craft level/part 2
- (3) Foundation/part 1
- (4) Don't know

FREQUENCY: Spring and Autumn quarters only from Spring 96 to Autumn 99. Each quarter from Spring 2000

COVERAGE: Applies to all respondents who are studying for a City & Guilds qualification (Spring 96 to Winter 03: QULHI = 21; From Spring 04: QULHI4 = 25).

HSTNOW - Level at which studying for National qualification

- (1) Access level
- (2) Intermediate level 1
- (3) Intermediate level 2
- (4) Higher
- (5) Advanced Higher

FREQUENCY: Autumn and Winter quarters only in 2000 (on ONS datasets). Each quarter from Spring 01

COVERAGE: Applies to all respondents who are studying for a Scottish National Qualification (Autumn 2000 to Winter 03: QULHI= 25; From Spring 04: QULHI4 = 23).

NVQKN2 - Whether working towards any NVQs or SVQs

- (1) Yes
- (2) No
- (3) Don't know

FREQUENCY: Spring quarters only from Spring 93 to Spring 94. Spring and Autumn quarters from Spring 95 to Autumn 99. Each quarter from Spring 2000

COVERAGE: Applies to all respondents who are studying for a qualification (Spring 93 to Winter 03: QULNOW = 1 AND NVQSVQ ≠ 4 AND QULHI ≠ 12; From Spring 04: QULNOW = 1 AND NVQSVQ ≠ 4 AND QULHI4 ≠ 14).

NVQLE2 - Highest level of NVQs or SVQs being worked towards

- (1) Level 1
- (2) Level 2
- (3) Level 3
- (4) Level 4
- (5) Level 5
- (6) Don't know

FREQUENCY: Spring quarters only from Spring 93 to Spring 94. Spring and Autumn quarters from Spring 95 to Autumn 99. Each quarter from Spring 2000

COVERAGE: Applies to all respondents who are studying for a NVQ or SVQ qualification (Spring 93 to Winter 03: NVQKN2 = 1 OR QULHI = 12; From Spring 04: NVQKN2 = 1 OR QULHI4 = 14).

NVQUN2 - Whether respondent has units towards full NVQ/SVQ

- (1) Yes
- (2) No
- (3) Don't know

FREQUENCY: Each quarter from Spring 04

COVERAGE: Applies to all respondents who do not have any units towards an NVQ/SVQ and are not currently working towards a full NVQ or SVQ (NVQUN = 2 AND NVQKN = 2).

CURCODE - Area of study

(1.00 – 9.99) Codes for Area of Study

FREQUENCY: Each quarter from Spring 01

COVERAGE: Applies to all respondents who are currently studying for a qualification.

NOTES: This is the subject of study of the highest level 2 qualifications and above currently being studied (excludes degrees and GCSE/O-level/A-level and equivalents).

A new coding frame was introduced in Spring 04. LFS User Guide Volume 5 (LFS Classifications) gives a complete breakdown of codes.

TYPE OF COURSE

ENROLL - Whether enrolled on education course

- (1) Yes
- (2) No

FREQUENCY: Each quarter from Spring 92

COVERAGE: Applies to all respondents who are in employment or of working age.

NOTES: This variable also includes those who are temporarily absent or on vacation from the course, but who still intend to return to the course.

ATTEND - Whether still attending education course

Spring 93 to Winter 96

- (1) Yes
- (2) No/not yet started

Spring 97 onwards

- (1) Still attending
- (2) Waiting for term to (re)start
- (3) Stopped going

FREQUENCY: Each quarter from Spring 93

COVERAGE: Applies to all respondents who are currently at school or enrolled on a full-time/part-time course (ENROLL = 1).

NOTES: The aim is to check that the respondent is not only enrolled but still actually attending the course. For distance learning "going to" means "taking part in" or "using".

Respondents who have enrolled on a course but have not started at the time of interview are coded 2 'Waiting for term to (re)start'. The introduction of this category in Spring 97 caused a discontinuity in data on full-time students (see *Labour Market Trends*, June 1998).

Those who are on holiday breaks are coded 1.

CURED - Current education received**Spring 92 to Winter 96**

- (1) At school
- (2) Sandwich course
- (3) Full time at university, polytechnic, or college
- (4) Training in nursing etc
- (5) Part time at university, polytechnic, or college
- (6) Open college
- (7) Open university
- (8) Other correspondence course
- (9) Course not stated
- (10) Enrolled but not doing course
- (11) Not stated whether doing course
- (12) Not enrolled on course

Spring 97 onwards

- (1) At school
- (2) Sandwich course
- (3) Full time at university or college
- (4) Part time at school
- (5) Training in nursing
- (6) Part time at university or college
- (7) Open college
- (8) Open university
- (9) Other correspondence course
- (10) Course not stated
- (11) Enrolled but not attending
- (12) Enrolled but not stated if attending
- (13) Not enrolled on course

FREQUENCY: Each quarter from Spring 92

COVERAGE: Applies to all respondents who are in employment or of working age.

NOTES: The category '(12) Not enrolled on course' was added in 1993.

From Spring 96 the definition of a full time student for official analysis purposes is in terms of CURED (CURED = 1,2,3) rather than STUDENT. All analysis which involves full time students should use the CURED definition, even if looking at quarters prior to Spring 96.

This variable is derived from AGE, SEX, WRKING, JBAWAY, OWNBUS, RELBUS, COURSE, ENROLL & ATTEND. DNAs are quite variable over time.

For more details of this variable please see the article "Discontinuity in LFS data on education courses" in *Labour Market Trends*, June 1998.

AEDC2 - Education

- (1) Full-time education
- (2) Part-time education
- (3) Not in education
- (-8) NA
- (-9) DNA

FREQUENCY: Every year from 2000 to 2001.

COVERAGE: Applies to all respondents who are in employment or of working age.

NOTES: This variable is included only on annual local area datasets, which are available only to ONS and those government departments which sponsor the local area enhancements.

This variable is derived from CURED.

STUCUR - Whether full-time student

- (1) Full-time student
- (2) Not full-time student

FREQUENCY: Each quarter from Winter 92 to Summer 93 (on ONS datasets only). Each quarter from Autumn 93

COVERAGE: Applies to all respondents who are defined as full-time students (CURED = 1, 2 or 3).

COURSE - Type of course all persons are enrolled

Spring 92 to Winter 96

- (1) A sandwich course
- (2) Studying at university, polytechnic, college full time
- (3) Training for a qualification in nursing, physiotherapy or a similar medical subject
- (4) Part time course at university, polytechnic, or college, including day release and block release
- (5) Open college
- (6) Open University
- (7) Any other correspondence course or open learning method

Spring 97 onwards

- (1) School full time
- (2) School part time
- (3) A sandwich course
- (4) Studying at university, polytechnic, college full time
- (5) Training for a qualification in nursing, physiotherapy or a similar medical subject
- (6) Part time course at university, polytechnic, or college, including day release and block release
- (7) Open college
- (8) Open University
- (9) Any other correspondence course
- (10) Any other self/open learning course

FREQUENCY: Each quarter from Spring 92

COVERAGE: Applies to all respondents who are still attending school, 6th form college or a course of some kind or they are waiting for term to (re)start (ATTEND = 1 or 2).

NOTES: A sandwich course includes those working or studying at college during the reference week.

Studying at University, etc includes those studying for a degree in medicine and those studying at a Tertiary College. Full time courses must last 3 months or more.

Nursing, physiotherapy, etc includes those who may normally work in a hospital at the same time.

Part-time courses includes those who are working during the reference week. Also included are those studying in the evening and those on a course for less than 3 months. An evening course could be held in a school, college, polytechnic or university.

DNAs include those who are enrolled on but not attending their course.

SLEARN(1-3) - Type of activity used on training

- (1) Attend conferences, seminars or workshops
- (2) Use information from the Internet or CD ROMS
- (3) Watch TV programmes or videos
- (4) None of these

FREQUENCY: Each quarter from Spring 99

COVERAGE: Applies to all respondents who are still attending school, 6th form college or a course of some kind or they are waiting for term to (re)start (ATTEND = 1 or 2).

NOTES: Respondents can give up to three responses.

In SuperCROSS an additional variable called SLEARNM is available. See note on page 2 for more information about SuperCROSS variables.

EDINS - Type of educational establishment currently being attended

- (1) University, college of higher education, including Open University (state system)
- (2) (Local) college of further education, tertiary college, or specialist further education college (state system)
- (3) Sixth form college (state system)
- (4) Adult education centre or WEA institution
- (5) College or university - independent (privately run)
- (6) Training centre or college run by an employer
- (7) Training centre privately run
- (8) State school
- (9) Independent school
- (10) Other
- (11) Don't know

FREQUENCY: Winter quarters only from Winter 96

COVERAGE: Applies to all respondents who are aged 16+ and are attending school, 6th form college or a course of some kind or they are waiting for term to (re)start (ATTEND = 1 or 2 OR COURSE = 1 or 2).

NOTES: DNA (-9) will include people who were not contacted in the quarter this question was asked. See Volume 1 (Background and Methodology) "Imputation in the LFS", for full details. DNAs include those who are enrolled on but not attending their course.

QUALIFICATIONS STUDIED FOR IN THE PAST 12 MONTHS

The 2003 Eurostat Ad-hoc module (Spring 2003 only) requires information about study in the past 12 months in 'the regular national education system'. As before, this is defined as pursuing a recognised national qualification in a recognised institution.

Current students and their field of study are automatically assumed equivalent status for study in the past 12 months. The new questions below are needed to establish whether those who are not currently in formal education, have been so in the past 12 months.

ENROLLY - Enrolled on course (excluding leisure) in last year

- (1) Yes
- (2) No

FREQUENCY: Spring 2003 only

COVERAGE: Applies to all respondents who are not at present enrolled on any courses, not including leisure courses (ENROLL=2).

NOTES: This variable is only available on ONS datasets.

COURSEY - Type of course enrolled on in last year

- (1) School – full-time
- (2) School – part-time
- (3) Sandwich course
- (4) FT university, college, including 6th form college
- (5) Nursing or similar medical course
- (6) PT university/college
- (7) Open college course
- (8) Open university course
- (9) Other correspondence course
- (10) Any other self/open learning method

FREQUENCY: Spring 2003 only

COVERAGE: Applies to all respondents who have been enrolled on a course in the past 12 months (ENROLLY = 1).

NOTES: This variable is only available on ONS datasets.

QULHIY - Highest qualification studied for in last year

- (1) Degree level qualification or equivalent (including PGCE)
- (2) Diploma in higher education
- (3) HNC/HND
- (4) ONC/OND
- (5) BTEC, BEC or TEC
- (6) SCOTVEC, SCOTEC or SCOTBEC
- (7) Teaching qualification (excluding PGCE)
- (8) Nursing or other medical qualification
- (9) Other higher education qualification
- (10) A-level/Vocational A-level or equivalent
- (12) NVQ/SVQ
- (13) GNVQ/GSVQ
- (14) AS-level
- (17) SCE Standard
- (18) GCSE/Vocational GCSE
- (20) RSA
- (21) City & Guilds
- (22) YT Certificate
- (23) Any other professional/vocational qualification/foreign qualification
- (25) National Qualifications (Scotland)

FREQUENCY: Spring 2003 only

COVERAGE: Applies to all respondents who have been enrolled on a course in the past 12 months (ENROLLY = 1).

NOTES: This variable is only available on ONS datasets.

Interviewers probe for all qualifications being studied and code the one that appears highest on the list.

DEGY - Type of degree studied for in last year

- (1) Higher degree (including PGCE)
- (2) First degree
- (3) Foundation degree
- (4) Other (e.g. graduate member of a professional institute or chartered accountant)
- (5) Don't know

FREQUENCY: Spring 2003 only

COVERAGE: Applies to all respondents who said that in the last year they had studied for a degree-level qualification or higher (QULHIY = 1).

NOTES: This variable is only available on ONS datasets.

HGHY - Type of higher degree studied for in last year

- (1) **A Doctorate**
- (2) **A Masters**
- (3) **A Post Graduate Certificate in Education**
- (4) **Other postgraduate or professional qualification**
- (5) **Don't know**

FREQUENCY: Spring 2003 only

COVERAGE: Applies to all respondents who said that in the last year they had studied for a higher degree (DEGY = 1).

NOTES: This variable is only available on ONS datasets.

This question picks up further details of the degree course studied in the last year. It is designed to collect equivalent information to HIGHO, asked in the section on qualifications obtained.

TECY - Level of BTEC/BEC/TEC studied for in last year

- (1) **Higher level**
- (2) **National Certificate or National Diploma level**
- (3) **First Diploma or General Diploma level**
- (4) **First Certificate or General Certificate level**
- (5) **Don't know**

FREQUENCY: Spring 2003 only

COVERAGE: Applies to all respondents who said that in the last year they had studied for a BTEC, BEC or TEC (QULHIY = 5).

NOTES: This variable is only available on ONS datasets.

SCY - Level of SCOTVEC/SCOTEC/SCOTBEC studied for in last year

- (1) **Higher level**
- (2) **Full National Certificate**
- (3) **First Diploma or General Diploma level**
- (4) **First Certificate or General Certificate level**
- (5) **Modules towards a National Certificate**
- (6) **Don't know**

FREQUENCY: Spring 2003 only

COVERAGE: Applies to all respondents who said they were studying for a SCOTVEC, SCOTEC or SCOTBEC (QULHIY = 6).

NOTES: This variable is only available on ONS datasets.

GNVY - Level of GNVQ/GSVQ studied for in last year

- (2) **Intermediate level**
- (3) **Foundation level**

FREQUENCY: Spring 2003 only

COVERAGE: Applies to all respondents who said that in the last year they had studied for a GNVQ or GSVQ.

NOTES: This variable is only available on ONS datasets.

RSAY - Level of RSA studied for in last year

- (1) Higher Diploma level
- (2) Advanced Diploma or Advanced Certificate level
- (3) Diploma level
- (4) Some other RSA level (including stages I, II & III)
- (5) Don't know

FREQUENCY: Spring 2003 only

COVERAGE: Applies to all respondents who said that in the last year they had studied for an RSA (QULHIY = 20).

NOTES: This variable is only available on ONS datasets.

CGY - Level of City & Guilds studied for in last year

- (1) Advanced Craft level/ Part 3
- (2) Craft level/ Part 2
- (3) Foundation level/ Part 1
- (4) Don't know

FREQUENCY: Spring 2003 only

COVERAGE: Applies to all respondents who said that in the last year they had studied for a City & Guilds qualification (QULHIY = 21).

NOTES: This variable is only available on ONS datasets.

HSTY - Level of National Qualification studied for in last year

- (1) Access level
- (2) Intermediate level 1
- (3) Intermediate level 2
- (4) Higher
- (5) Advanced Higher

FREQUENCY: Spring 2003 only

COVERAGE: Applies to all respondents who said that in the last year they had studied for a National Qualification (QULHIY = 25).

NOTES: This variable is only available on ONS datasets.

NVQLEY - Highest level of NVQ/SVQ studied for in last year

- (1) Level 1
- (2) Level 2
- (3) Level 3
- (4) Level 4
- (5) Level 5
- (6) Don't know

FREQUENCY: Spring 2003 only

COVERAGE: Applies to all respondents who said that in the last year they had studied for an NVQ or SVQ (QULHIY = 12).

NOTES: This variable is only available on ONS datasets.

CURCODEY - Subject of highest course studied for in last year

(1.00 – 9.99) Codes for Area of Study

FREQUENCY: Spring 2003 only

COVERAGE: Applies to all respondents who have studied for a qualification in the past 12 months.

NOTES: This variable is only available on ONS datasets.

This is the subject of study of the highest level 2 qualifications and above currently being studied for. The codes for this variable are the same as those for CURCODE and SUBCOD.

LFS User Guide Volume 5 (LFS Classifications) gives a complete breakdown of codes.

RECENTLY COMPLETED TRAINING

Job Relating Training Questions In Spring 1997

A problem with the Spring 1997 questionnaire program resulted in approximately 2,400 respondents not being asked these questions. The affected respondents were students who were still in full-time continuous education and studying at a university or college. After the error was detected attempts were made to re-interview these respondents. Approximately two thirds were successfully dealt with. Of the remainder, those interviewed at the previous wave had data rolled forward. Where this was not possible, they were treated as not answered (-8). These problem cases are identifiable since their values for ED13WK and FUTUR13 will both be -8. There are 207 such cases. This has a knock effect on the other training questions in this section which only get asked if respondents answer “yes” to ED13WK or FUTUR13. The most important one is ED4WK; a rough estimate is that there will be an undercount in Spring 1997 of about 2,000.

ED13WK - Job related training or education in the last 3 months

- (1) Yes
(2) No

FREQUENCY: Each quarter from Summer 94

COVERAGE: Applies to all respondents in employment or of working age or in receipt of education/training.

NOTES: ED13WK and FUTUR13 were introduced in Summer 94 and for that quarter only JOBTRN, TRSITE, TRNFEE, YTRAIN and TRNLEN were linked to these questions.

FUTUR13 - Job related training or education in the last 13 weeks

- (1) Yes
(2) No

FREQUENCY: Each quarter from Summer 94

COVERAGE: Applies to all respondents of working age and doing college-based training and those not in work or full-time education.

NOTES: ED13WK and FUTUR13 were introduced in Summer 94 and for that quarter only JOBTRN, TRSITE, TRNFEE, YTRAIN and TRNLEN were linked to these questions.

ED4WK - Job related education or training in last 4 weeks

- (1) Yes
(2) No

FREQUENCY: Each quarter from Spring 92 (but not summer 94 - use ED4FUT)

COVERAGE: Applies to all respondents who have taken part in job-related education/training in the 3 months prior to the reference week (ED13WK = 1).

NOTES: This variable refers to education or training connected with the respondents job, or a job the respondent might be able to do in the future. See note above about problem with Spring 97 data.

FUTUR4 - Job related education or training in the last 4 weeks

- (1) Yes
(2) No

FREQUENCY: Each quarter from Spring 92 (not Summer 94)

COVERAGE: Applies to all respondents who have taken part in a job-related education/training course in the 3 months prior to the reference (FUTUR13 = 1).

NOTES: FUTUR4 applies to all men 16-64 and all women 16-59 who are not at school to whom ED4WK does not apply. This variable refers to education or training connected with a job which the respondent might be able to do in the future. To get JOBTRN for - In employment, unemployed and Inactive - ED4WK and FUTUR4 need to be added together.

There are errors in the coverage of these variables in Winter 93/94 as the question was asked of those still at school and not asked of those in 'other full-time (continuous) education'; this also affects all other variables routed from these variables.

ATRAIN - Training

- (1) Job related training in last four weeks
(2) No job related training in last four weeks

FREQUENCY: Every year from 2000

COVERAGE: Applies to all respondents of working age, not in employment who have done some job related education or training in last 4 weeks before the reference week. Includes those on 'college-based' government training programmes; and excludes those still at school.

NOTES: This variable is included only on annual local area datasets, which are available only to ONS and those government departments which sponsor the local area enhancements.

This variable is derived from ED13WK, FUTUR13, ED4WK & FUTUR4.

NA are coded -8 and DNA are coded -9 on this variable.

ED1FUT - Job related training in last week

- (1) Yes
(2) No

FREQUENCY: Each quarter from Summer 94.

COVERAGE: Applies to all respondents who have received some job-related education/training in the last 4 weeks (ED4WK = 1 OR FUTUR4 = 1).

NOTES: This variable replaced ED1WK and FUTUR1 from Summer 94.

JOBED - Was training part of the education course previously mentioned

- (1) Yes
(2) No

FREQUENCY: Each quarter from Spring 97

COVERAGE: Applies to all respondents who have taken part in job-related education/training in the previous 3 months and are on a full-time/part-time course (ED13WK = 1 OR FUTUR13 = 1 and ATTEND = 1, 2).

QUALIFICATIONS FROM STUDY IN LAST 4 WEEKS

NEWQUL - Whether education will lead to a qualification

- (1) **Lead to a qualification**
- (2) **A credit towards a qualification**
- (3) **Neither**
- (4) **Don't know**

FREQUENCY: Spring quarters only from Spring 96

COVERAGE: Applies to all respondents who have received some job-related education/training in the last 4 weeks (ED4WK = 1 OR FUTUR4 = 1).

NVQUL - Whether education will lead to an NVQ or SVQ

- (1) **Yes**
- (2) **No**

FREQUENCY: Spring quarters only from Spring 96

COVERAGE: Applies to all respondents who said their training would lead to a qualification and who did not previously report a NVQ or SVQ (Spring 96 to Spring 03: NEWQUL = 1, 2 AND NVQKN2 = 1; From Spring 04: NEWQUL = 1,2 AND NVQSAM = 2 OR NVQKN2 = 2).

NVQSAM - Check on whether NVQ/SVQ was reported earlier in questionnaire

- (1) **Yes**
- (2) **No**

FREQUENCY: Spring quarters only from Spring 96

COVERAGE: Applies to all respondents who are training toward a qualification and who have previously stated that they are working toward an NVQ/SVQ (Spring 96 to Spring 03: NEWQUL = 1,2 From Spring 04: NEWQUL = 1,2 AND NVQKN2 = 1 OR QULHI4 = 14).

NVQHI - Highest level of NVQ/SVQ education or training leads to

- (1) **Level 1**
- (2) **Level 2**
- (3) **Level 3**
- (4) **Level 4**
- (5) **Level 5**
- (6) **Don't know**

FREQUENCY: Spring quarters only from Spring 96

COVERAGE: Applies to all respondents who are training toward a qualification that may lead to a NVQ/SVQ qualification (NEWQUL = 1,2 and NVQUL = 1).

SAMQUL - Check on whether qualification was reported earlier in questionnaire

- (1) Yes
- (2) No

FREQUENCY: Spring quarters only from Spring 96

COVERAGE: Applies to all respondents who said their training would lead to a qualification that was not a NVQ or SVQ (Spring 96 to Spring 03: NEWQUL = 1,2 AND QULHI ≠ 12 AND NVQQUL = 2 OR NVQSVQ = 4; From Spring 04: NEWQUL = 1,2 AND QULHI4 ≠ 14 AND NVQQUL = 2 OR NVQSVQ = 4).

DIFQUL4 - Type of qualification 4 week job related training leads to

- (1) Degree level qualification, including foundation degrees, graduate membership of a professional institute, PGCE, or higher
- (2) Diploma in higher education
- (3) HNC/HND
- (4) ONC/OND
- (5) BTEC/BEC/TEC/EdExcel
- (6) SCOTVEC, SCOTEC or SCOTBEC
- (7) Teaching qualification (excluding PGCE)
- (8) Nursing or other medical qualification not yet mentioned
- (9) Other higher education qualification below degree level
- (10) A-level/Vocational A-level or equivalent
- (12) Welsh Baccalaureate
- (13) International Baccalaureate
- (14) NVQ/SVQ
- (15) GNVQ/GSVQ
- (16) AS-level/Vocational AS-level or equivalent
- (17) Certificate of sixth year studies
- (18) Access to HE
- (20) Standard Grade (Scotland)
- (21) GCSE/Vocational GCSE
- (23) National Qualifications (Scotland)
- (24) RSA/OCR
- (25) City & Guilds
- (27) Key Skills
- (28) Basic Skills
- (29) Entry Level Qualifications
- (30) Any other professional/vocational qualification/foreign qualifications

FREQUENCY: Spring quarters only from Spring 04

COVERAGE: Applies to all respondents who are studying towards a qualification not recorded earlier (SAMQUL = 2).

NOTES: This variable replaces DIFQUL. The notes for QUALS4 apply here also.

DIFQUL - Type of qualification being studied for (not reported earlier)

Spring 96

- (1) Degree level qualification or equivalent (including PGCE)
- (2) Diploma in higher education
- (3) HNC/HND
- (4) ONC/OND
- (5) BTEC, BEC or TEC
- (6) SCOTVEC, SCOTEC or SCOTBEC
- (7) Teaching qualification (excluding PGCE)
- (8) Nursing or other medical qualification
- (9) Other higher education qualification
- (10) A-level or equivalent
- (11) SCE
- (12) NVQ/SVQ
- (13) GNVQ/GSVQ
- (14) AS-level
- (15) Scottish certificate of sixth year studies (Scottish CSYS) or equivalent
- (16) Certificate of sixth year studies (CSYS) or equivalent
- (17) O-level or equivalent
- (18) GCSE
- (19) CSE
- (20) RSA
- (21) City & Guilds
- (22) YT Certificate
- (23) Any other professional/vocational qualification/foreign qualification
- (24) Don't know

Spring 97

- (1) Degree level qualification or equivalent (including PGCE)
- (2) Diploma in higher education
- (3) HNC/HND
- (4) ONC/OND
- (5) BTEC, BEC or TEC
- (6) SCOTVEC, SCOTEC or SCOTBEC
- (7) Teaching qualification (excluding PGCE)
- (8) Nursing or other medical qualification
- (9) Other higher education qualification
- (10) A-level or equivalent
- (11) SCE Higher
- (12) NVQ/SVQ
- (13) GNVQ/GSVQ
- (14) AS-level
- (15) Certificate of sixth year studies (CSYS) or equivalent
- (17) SCE Standard
- (18) GCSE
- (20) RSA
- (21) City & Guilds
- (22) YT Certificate
- (23) Any other professional/vocational qualification/foreign qualification
- (24) Don't know

DIFQUL continued on next page...

DIFQUL continued from previous page...

Spring 2000 onwards

- (1) Degree level qualification or equivalent (incl. PGCE)
- (2) Diploma in higher education
- (3) HNC/HND
- (4) ONC/OND
- (5) BTEC, BEC or TEC
- (6) SCOTVEC, SCOTEC or SCOTBEC
- (7) Teaching qualification (excl. PGCE)
- (8) Nursing or other medical qualification
- (9) Other higher education qualification
- (10) A-level/Vocational A-level or equivalent
- (11) DO NOT USE
- (12) NVQ/SVQ
- (13) GNVQ/GSVQ
- (14) AS-level
- (15) DO NOT USE
- (17) SCE standard
- (18) GCSE/Vocational GCSE
- (20) RSA
- (21) City & Guilds
- (22) YT Certificate
- (23) Any other professional/vocational qualifications/foreign qualifications
- (24) DO NOT USE
- (25) National Qualifications (Scotland)

FREQUENCY: Spring quarters only from Spring 96 to Winter 03.

COVERAGE: Applies to all respondents who are studying towards a qualification not recorded earlier (SAMQUL = 2).

NOTES: The notes for QUALS apply here also.

From Spring 2000: The Scottish Executive and the Department for Education & Employment requested that the LFS records new qualifications (see codes 10, 18 and 25) and the removal of certain qualifications from the coding frame (see codes 11 and 15).

From Spring 03: A new type of qualification known as a Foundation degree was introduced in England in Autumn 01. Foundation degrees are new employment-related, higher education qualifications and are offered full and part-time, taking two or three years to complete. Foundation degrees are included in category 1 at DIFQUL.

DEGQUL - Type of degree

Spring 96 to Spring 02

- (1) Higher degree (including PGCE)**
- (2) First degree**
- (3) Other (e.g. graduate member of a professional institute or chartered accountant)**
- (4) Don't know**

Spring 03 onwards

- (1) Higher degree (incl. PGCE)**
- (2) First degree**
- (3) Foundation degree**
- (4) Other (e.g. graduate member of a professional institute or chartered accountant)**
- (5) Don't know**

FREQUENCY: Spring quarters only from Spring 96

COVERAGE: Applies to all respondents who said they were studying for a degree (Spring 96 to Spring 03: DIFQUL = 1; From Spring 04: DIFQUL4 = 1).

NOTES: From Spring 2003: A new type of qualification known as a Foundation degree was introduced in England in Autumn 2001. Foundation degrees are new employment-related, higher education qualifications and are offered full and part-time, taking two or three years to complete.

HGHQUL - Type of higher degree studied for in last 4 weeks

- (1) A Doctorate**
- (2) A Masters**
- (3) A Post Graduate Certificate in Education**
- (4) Or some other kind of postgraduate or professional qualification**
- (5) Don't know**

FREQUENCY: Spring quarters only from Spring 99

COVERAGE: Applies to all respondents who have studied toward a higher degree in the past 4 weeks (DEGQUL=1).

TECQUL - Level of BTEC/BEC/TEC

- (1) Higher level**
- (2) National Certificate or National Diploma level**
- (3) First diploma or general diploma level**
- (4) First certificate or general certificate level**
- (5) Don't know**

FREQUENCY: Spring quarters only from Spring 96

COVERAGE: Applies to all respondents who said they were studying for a BTEC/BEC/TEC qualification (Spring 96 to Spring 03: DIFQUL = 5; From Spring 04: DIFQUL4 = 5).

SCQUL - Level of SCOTVEC/SCOTEC/SCOTBEC

- (1) Higher level
- (2) Full National Certificate
- (3) First diploma or general diploma level
- (4) First certificate or general certificate level
- (5) Modules towards a National Certificate
- (6) Don't know

FREQUENCY: Spring quarters only from Spring 97

COVERAGE: Applies to all respondents who said they were studying for a SCOTVEC/SCOTEC/SCOTBEC qualification (Spring 97 to Spring 03: DIFQUL = 6; From Spring 04: DIFQUL4 = 6).

GNVQUL - Level of GNVQ/GSVQ

- (1) Advanced level
- (2) Intermediate level
- (3) Foundation level
- (4) Don't know

FREQUENCY: Spring quarters only from Spring 96

COVERAGE: Applies to all respondents who said they were studying for a GNVQ/GSVQ qualification (Spring 97 to Spring 03: DIFQUL = 13; From Spring 04: DIFQUL4 = 15).

RSAQUL - Level of RSA

- (1) Higher diploma level
- (2) Advanced diploma or advanced certificate level
- (3) Diploma level
- (4) Some other RSA level (including stages I, II & III)
- (5) Don't know

FREQUENCY: Spring quarters only from Spring 96

COVERAGE: Applies to all respondents who said they were studying for a RSA qualification (Spring 96 to Spring 03: DIFQUL = 20; From Spring 04: DIFQUL4 = 24).

CGQUL - Level of City & Guilds

Spring 96 to Winter 96

- (1) Advanced craft level
- (2) Craft level
- (3) Some other level
- (4) Don't know

Spring 97 onwards

- (1) Advanced craft/part 3
- (2) Craft/part 2
- (3) Foundation/part 1
- (4) Don't know

FREQUENCY: Spring quarters only from Spring 96

COVERAGE: Applies to all respondents who said they were studying for a City & Guilds qualification (Spring 96 to Spring 03: DIFQUL = 21; From Spring 04: DIFQUL4 = 25).

HSTQUL - National qualification currently studying

- (1) Access level
- (2) Intermediate level 1
- (3) Intermediate level 2
- (4) Higher
- (5) Advanced higher

FREQUENCY: Each Spring quarter from Spring 01

COVERAGE: Applies to all respondents who said they were studying for a Scottish National qualification (Spring 01 to Spring 03: DIFQUL = 25; From Spring 04: DIFQUL4 = 23).

ON AND OFF THE JOB TRAINING

TRNOPP - Education or training offered

- (1) Yes, education or training offered
- (2) Never offered

FREQUENCY: Each quarter from Spring 92 to Winter 95. Spring and Autumn quarters only in 96. Spring and Winter quarters only in 97. Spring only in 99. Each quarter from Spring 2000

COVERAGE: Applies to all respondents who are in employment and have not been on any job related training in the previous 3 months.

NOTES: Offer of education or training applies only to that offered by the employer in the respondents main job.

JOBTRN - Education & training on or off job

- (1) On the job training only
- (2) Training away from job
- (3) Both

FREQUENCY: Each quarter from Spring 92

COVERAGE: Applies to all respondents who said that they had taken part in job-related education/training in the last 4 weeks (ED4WK = 1).

NOTES: "On the job training" means learning by example and practice while actually doing the job. Any training conducted in a classroom or training section, even if on the employers premises is not "on the job training".

JOBLRN(1-3) - Type of training done in last 4 weeks

- (1) Attend conferences, seminars or workshops
- (2) Use information from the Internet or CD-ROMs
- (3) Watch TV programmes or videos
- (4) None of these

FREQUENCY: Each quarter from Spring 99

COVERAGE: Applies to all respondents whose job related training done in last 4 weeks was not part of a previously mentioned qualification and was not done solely on the job (JOBTRN = 2, 3 AND NVQSAM ≠ 1 AND SAMQUL ≠ 1 AND JOBED ≠ 1).

In SuperCROSS an additional variable called JOBLRNM is available. See note on page 2 for more information on SuperCROSS variables.

TRSITE - Main place of education or training in work

Summer 92 to Winter 93

- (1) Employer's premises
- (2) Another employer's premises
- (3) Private training centre
- (4) Skill Centre
- (5) Employment Rehabilitation Centre
- (6) Community project
- (7) Government or LA training workshop
- (8) ITEC
- (9) At home (OU, Open Tech, correspondence course)
- (10) Open college
- (11) Polytechnic, full time education college, university
- (12) Other educational institution
- (13) None of these

Spring 94 onwards

- (1) Employer's premises
- (2) Another employer's premises
- (3) Private training centre
- (5) Employment Rehabilitation Centre
- (6) Community project
- (7) Government or LA training workshop
- (8) ITeC
- (9) At home (OU, Open Tech, correspondence course)
- (10) Open college
- (11) Polytechnic, full time education college, university
- (12) Other educational institution
- (13) None of these

FREQUENCY: Summer, Autumn and Winter quarters from Summer 92 to Winter 93. Each quarter from Spring 94 to Winter 95. Spring and Autumn quarters only in 96. Spring and Winter quarters only from Spring 97

COVERAGE: Applies to all respondents who have taken part in job-related education/training in the last 4 weeks and this training has not been solely based in the workplace (JOBTRN = 2, 3 OR FUTUR4 = 1).

NOTES: This question is only asked to respondents in Great Britain.

Code 4 'skill centre' was deleted in Spring 94, as it was redundant. The responses were not renumbered.

ITeC: Information Technology Centres provide one year training and practical work experience courses in the use of computers and other aspects of information technology.

Training Workshops: Work experience of different kinds of work in a work group producing goods or services. The sponsors are usually local authorities or voluntary community groups. Vacant factories or other premises are often used.

Community projects: Specially funded Youth Training projects of planned work experience integrated with occupationally related training and lasting one year. Many schemes are concerned with environmental or construction work. Primarily aimed at 16 year old school leavers.

TRATIR - Place of education and training in NI

- (1) Employer's premises
- (2) Another employer's premises
- (3) Private training centre
- (4) Training centre (Government run)
- (5) Employment Rehabilitation Centre
- (6) Action for community employment
- (7) Community workshop
- (9) At home (OU, Open Tech, correspondence course)
- (10) Open college
- (11) Polytechnic, Full time education college, university
- (12) Other educational institution
- (13) None of these

FREQUENCY: Spring quarters only from Spring 92 to Spring 94. Winter 94 only. Each quarter from Spring 95 to Winter 95. Spring and Autumn quarters only in 96. Spring and Winter quarters only from Spring 97

COVERAGE: Applies to all respondents who have taken part in job-related education/training in the last 4 weeks and this training has not been solely based in the workplace (JOBTRN = 2, 3 OR FUTUR4 = 1).

NOTES: This question is only asked to respondents in Northern Ireland.

TRNFEE(1-5) - Who pays the fees for training

- (1) Employer or potential employer
- (2) TFW
- (3) Other government or local authority organisation
- (4) Self, or family, or relative
- (5) Other
- (6) No fees
- (7) Don't know

FREQUENCY: Summer, Autumn and Winter quarters in 92 and 93. Each quarter from Spring 94 to Winter 95. Spring and Autumn quarters only in 96. Spring and Winter quarters only from Spring 97 to Winter 98. Winter quarters only from Winter 99

COVERAGE: Applies to all respondents who have taken part in job-related education/training in the last 4 weeks and this training has not been solely based in the workplace (JOBTRN = 2, 3 OR FUTUR4 = 1).

NOTES: This question is only asked to respondents in Great Britain.

This variable was coded TRNFEE(0-6) from Summer 92 to Winter 94, then TRNFEE(0-5) from Spring 95 to Autumn 96, then TRNFEE(1-6) in Spring 97, and TRNFEE(1-5) from Winter 97 onwards.

FEEIR(1-5) - Who pays fees for training (NI)

- (1) Employer or potential employer
- (2) Government YTP
- (3) Government Adult scheme
- (4) Self, or family, or relative
- (5) Other
- (6) No fees
- (7) Don't know

FREQUENCY: Spring quarters only from Spring 92 to Spring 94. Winter 94 only. Each quarter from Spring 95 to Winter 95. Spring and Autumn quarters in 96. Spring and Winter quarters from Spring 97 to Spring 98. Winter quarters only from Winter 99 (not Winter 2000)

COVERAGE: Applies to all respondents who have taken part in job-related education/training in the last 4 weeks and this training has not been solely based in the workplace (JOBTRN = 2, 3 OR FUTUR4 = 1).

NOTES: This question is only asked to respondents in Northern Ireland.

This variable was coded FEEIR(0-6) from Spring 92 to Winter 94, then FEEIR(0-5) from Spring 95 to Autumn 96, then FEEIR(1-6) in Spring 97, and FEEIR(1-5) from Winter 97 onwards.

TRNLEN - Length of training course

- (1) Less than 1 week
- (2) 1 weeks but less than 2 weeks
- (3) 2 weeks but less than 3 weeks
- (4) 3 weeks but less than 1 month
- (5) 1 month but less than 2 months
- (6) 2 months but less than 3 months
- (7) 3 months but less than 6 months
- (8) 6 months but less than 1 year
- (9) 1 year but less than 2 years
- (10) 2 years but less than 3 years
- (11) 3 years or more
- (12) On going/no definite limit

FREQUENCY: Each quarter from Spring 92 to Winter 95. Spring and Autumn quarters only in 96. Spring and Winter quarters only from Spring 97

COVERAGE: Applies to all respondents who have taken part in job-related education/training in the last 4 weeks (ED4WK = 1 OR FUTUR4 = 1).

NOTES: Here the total length of the course was recorded not just the part that has so far been completed. For persons engaged on day or block release the total length of training is given. For persons who have "dropped out" of a course the time spent on the course, not the length is recorded.

TRNDAY - Training course less than 1 week long

- (1-7) Number of days

FREQUENCY: Each quarter from Spring 92 to Winter 95. Spring and Autumn quarters only in 96. Spring and Winter quarters only from Spring 97 to Winter 98. Spring quarters only from Spring 99

COVERAGE: Applies to all respondents whose job-related education/training lasted less than a week (TRNLEN = 1).

TRHR93 - Time spent on training

- (0-96) Hours spent training**
- (97) 97 or more hours spent training**

FREQUENCY: Each quarter from Spring 93 to Winter 98. Spring quarters only from Spring 99

COVERAGE: Applies to all respondents who have taken part in any job-related education or training in the reference week (ED1FUT = 1).

NOTES: Respondents are asked for the actual number of hours spent training (away from the job) in the reference week, including any private study time. This variable replaced TRNHR from Spring 93. In Spring 93 the coverage for the questions was incorrect and the data should not be used.

TRONJB - Time spent training on the job

- (0-96) Hours spent training**
- (97) 97 or more hours spent training**

FREQUENCY: Each quarter from Spring 93 to Winter 98. Spring quarters only from Spring 99

COVERAGE: Applies to all respondents who have taken part in any on or off-the-job-related education or training in the reference week (ED1FUT = 1 AND JOBTRN = 1 or 3).

NOTES: This identifies the number of training hours that are on the job training. In Spring 93 this variable was incorrectly routed to JOBTRN 2 and 3 instead of 1 and 3 and so the data should not be used. This was corrected from Autumn 93. In Winter 93/94 although the coverage for TRONJB appears to be incorrect in the questionnaire the data is correct.

LEISCL - Whether taken part in any other leisure or education classes in previous 4 weeks (i.e. not job related)

- (1) Yes**
- (2) No**

FREQUENCY: Each quarter from Spring 99

COVERAGE: Applies to all respondents of working age or over but currently employed.

ADULT LEARNING

The Adult Learning questions are asked for every annual wave of the enhancement sample and quarterly waves 1 and 5 of the main LFS. The whole Adult Learning section applies to all respondents aged 16 or over who have finished continuous full-time education.

TAUTQ3 - Whether has been on a taught course which has lead (would have led) to qualifications

- (1) Yes
- (2) No

FREQUENCY: Each quarter from Spring 2000

COVERAGE: Applies to all respondents aged 16 or over who did not participate in training, are not currently enrolled on an education course or have not done any leisure classes in the last 4 weeks.

NOTES: This variable is only available on ONS datasets.

TAUTSK3 - Whether has been on a taught course, designed to help develop skills for a job

- (1) Yes
- (2) No

FREQUENCY: Each quarter from Spring 2000

COVERAGE: Applies to all respondents of working age or aged 16 or over and working or on a government scheme and have not been on a taught course in last 3 years.

NOTES: This variable is only available on ONS datasets.

TAUTPR3 - Whether attended any courses / had tuition in driving, playing a musical instrument, an art or craft, sport or practical skill

- (1) Yes
- (2) No

FREQUENCY: Each quarter from Spring 2000

COVERAGE: Applies to all respondents who have not been on a taught course designed to develop skills for a job or one that would lead to a qualification in the last 3 years (TAUTSK3 = 2 OR 'Don't Know' OR (TAUTQ3 = 2 AND TAUTSK3 ≠ RESPONSE)).

NOTES: This variable is only available on ONS datasets.

EVEN3 - Whether attended evening classes

- (1) Yes
- (2) No

FREQUENCY: Each quarter from Spring 2000

COVERAGE: Applies to all respondents who have not attended any courses in a practical skill in the past 3 years (TAUTPR3 = 2 OR 'Don't Know').

NOTES: This variable is only available on ONS datasets.

TAUTMT3 - Whether carried out any work on own using materials provided by employer, college, commercial organisation or other training provider

- (1) Yes
- (2) No

FREQUENCY: Each quarter from Spring 2000

COVERAGE: Applies to all respondents who have not attended evening classes in the past 3 years (EVEN3 = 2 OR 'Don't Know').

NOTES: This variable is only available on ONS datasets.

TAUTOT3 - Whether has been on any other taught courses or received tuition in anything

- (1) Yes
- (2) No

FREQUENCY: Each quarter from Spring 2000

COVERAGE: Applies to all respondents who have not carried out any learning involving materials from an employer, college, commercial organisation or any other training provider in the past 3 years (TAUTMT3 = 2 OR 'Don't Know').

NOTES: This variable is only available on ONS datasets.

NTQUL3 - Whether studied for qualifications without taking part in a taught course

- (1) Yes
- (2) No

FREQUENCY: Each quarter from Spring 2000

COVERAGE: Applies to all respondents who have only done training away from the job and are not still doing a recognised trade apprenticeship (JOBTRN ≠ 1 AND ≠ 3 AND APPREN ≠ 2).

NOTES: This variable is only available on ONS datasets.

NTSUP3 - Whether received supervised training while actually doing a job

- (1) Yes
- (2) No

FREQUENCY: Each quarter from Spring 2000

COVERAGE: Applies to all respondents of working age or aged 16 or over and working or on a government scheme and did not study for a qualification in the past 3 years.

NOTES: This variable is only available on ONS datasets.

NTDEV3 - Whether spent any time keeping up to date with developments in the type of work you do without taking a course (i.e. reading books, journals)

- (1) Yes
- (2) No

FREQUENCY: Each quarter from Spring 2000

COVERAGE: Applies to all respondents who have not received any supervised training whilst doing a job or have not studied for qualifications which did not involve a taught course (NTSUP3 = 2 OR 'Don't Know' OR (NTQUL3 = 2 AND NTSUP3 ≠ RESPONSE)).

NOTES: This variable is only available on ONS datasets.

NTKNW3 - Whether improved knowledge / taught yourself a skill or studied for a qualification without taking part in a taught course

- (1) Yes
- (2) No

FREQUENCY: Each quarter from Spring 2000

COVERAGE: Applies to all respondents who have not spent any time keeping up to date with developments in the type of work they do without taking part in a taught course (NTDEV3 = 2 OR 'Don't Know').

NOTES: This variable is only available on ONS datasets.

ADLEARN - Type of adult learning

- (1) Taught learning only
- (2) Non-taught learning only
- (3) Taught and non-taught learning
- (4) No learning

FREQUENCY: Every year from 2000

COVERAGE: Applies to all respondents aged 16+ and not still in education.

NOTES: This variable is included only on annual local area datasets, which are available only to ONS and those government departments which sponsor the local area enhancements. The reference period for adult learning is 3 years for England and Northern Ireland and one year for Scotland and Wales.

This variable is derived from AGE, ENROLL, ED4WK, JOBTRN, APPR4, LEISCL, EVEN3, NTQUL3, NTSUP3, NTDEV3, NTKNW3, TAUTQ3, TAUTSK3, TAUTPR3, TAUTMT3 & TAUTOT3.

TAUGHT EDUCATION OUTSIDE THE REGULAR EDUCATION SYSTEM

'Outside the regular education system' excludes all formal education previously coded at QUALS4, QULHI4 and at QULHIY4. It can take place either within or outside an educational institution. Eurostat includes the following as examples: a course, conference seminar or basic vocational training not leading to a recognised formal qualification including courses designed to improve personal skills and competencies for either job-related or personal reasons. Distance learning, providing it is supported, and private tuition are also included. This type of education then, encompasses a wide range of activities from driving lessons to evening classes to work-related seminars.

The latter part of this section looks at informal taught education over the past 4 weeks.

TAUTSKY - Taught courses in last year for skills

- (1) Yes
- (2) No

FREQUENCY: Spring 2003 only

COVERAGE: Applies to all respondents to have been away on a taught course in the past 3 years (TAUTSK3 = 1 or NO RESPONSE).

NOTES: This variable is only available on ONS datasets.

TAUTPRY - Attended courses or received instruction in last year

- (1) Yes
- (2) No

FREQUENCY: Spring 2003 only

COVERAGE: Applies to all respondents who have attended any courses in a practical skill in the past 3 years (TAUTPR3 = 1 or NO RESPONSE).

NOTES: This variable is only available on ONS datasets.

EVENY - Attended evening classes in last year

- (1) Yes
- (2) No

FREQUENCY: Spring 2003 only

COVERAGE: Applies to all respondents who have attended evening classes in the past 3 years (EVEN3 = 1 or NO RESPONSE).

NOTES: This variable is only available on ONS datasets.

TAUTMTY - Any learning with package in last year

- (1) Yes
- (2) No

FREQUENCY: Spring 2003 only

COVERAGE: Applies to all respondents who have carried out any learning using materials from an employer, college, commercial organisation or any other training provider in the past 3 years (TAUTMT3 = 1 or NO RESPONSE).

NOTES: This variable is only available on ONS datasets.

TAUTOTY - Any other taught courses or instruction in last year

- (1) Yes
- (2) No

FREQUENCY: Spring 2003 only

COVERAGE: Applies to all respondents who have had some other kind of taught course in the past 3 years (TAUTOT3 = YES or NO RESPONSE).

NOTES: This variable is only available on ONS datasets.

TAUTSUM - Number of taught courses in last year

- (1) One
- (2) Two
- (3) Three
- (4) More than three

FREQUENCY: Spring 2003 only

COVERAGE: Applies to all respondents who have had any taught education in the past year (TAUTSKY = 1 OR TAUTPRY = 1 OR EVENY = 1 OR TAUTMTY = 1 OR TAUTOTY = 1).

NOTES: This variable is only available on ONS datasets.

TCODE - Subject of most recent course or tuition

- (1.00 – 9.99) Area of study

FREQUENCY: Spring 2003 only

COVERAGE: Applies to all respondents who have had any taught education in the past year (TAUTSKY = 1 OR TAUTPRY = 1 OR EVENY = 1 OR TAUTMTY = 1 OR TAUTOTY = 1).

NOTES: This variable is only available on ONS datasets.

LFS User Guide Volume 5 (LFS Classifications) gives a full breakdown of subject codes.

THRS - Number of hours instruction in last year for most recent course

(0-999) Number of hours

FREQUENCY: Spring 2003 only

COVERAGE: Applies to all respondents who have had any taught education in the past year (TAUTSKY = 1 OR TAUTPRY = 1 OR EVENY = 1 OR TAUTMTY = 1 OR TAUTOTY = 1).

NOTES: This variable is only available on ONS datasets.

TPURP - Purpose of most recent course or instruction

- (1) Mostly related to a job you do**
- (2) Mostly personal or social reasons**

FREQUENCY: Spring 2003 only

COVERAGE: Applies to all respondents who have had any taught education in the past year (TAUTSKY = 1 OR TAUTPRY = 1 OR EVENY = 1 OR TAUTMTY = 1 OR TAUTOTY = 1).

NOTES: This variable is only available on ONS datasets.

TWORK - Was most recent course during work hours

- (1) Only during paid working hours**
- (2) Mostly during paid working hours**
- (3) Mostly outside paid working hours**
- (4) Only outside paid working hours**
- (5) Not employed at that time**

FREQUENCY: Spring 2003 only

COVERAGE: Applies to all respondents who have had any taught education in the past year (TAUTSKY = 1 OR TAUTPRY = 1 OR EVENY = 1 OR TAUTMTY = 1 OR TAUTOTY = 1).

NOTES: This variable is only available on ONS datasets.

TAUT4 - Any taught course in last 4 weeks

- (1) Yes**
- (2) No**

FREQUENCY: Each quarter from Summer 03

COVERAGE: Applies to all respondents who have been on any taught course in past three years (TAUTQ3 = 1).

NOTES: This variable is only available on ONS datasets.

T4HRS - Number of hours spent on course

(0 - 999) Hours

FREQUENCY: Each quarter from Summer 03

COVERAGE: Applies to all respondents who have attended a taught course in past 4 weeks (TAUT4 = 1).

NOTES: This variable is only available on ONS datasets.

T4CODE - Main subject of course

(1.00 - 9.99) Area of study

FREQUENCY: Each quarter from Summer 03

COVERAGE: Applies to all respondents who have attended a taught course in past 4 weeks (TAUT4 = 1).

NOTES: This variable is only available on ONS datasets.

LFS User Guide Volume 5 (LFS Classifications) gives a full breakdown of subject codes.

T4PURP - Main purpose of training

- (1) Mostly related to a job you have**
- (2) Mostly personal or social reasons**

FREQUENCY: Each quarter from Summer 03

COVERAGE: Applies to all respondents who have attended a taught course in past 4 weeks (TAUT4 = 1).

NOTES: This variable is only available on ONS datasets.

T4WORK - Whether training during work hours

- (1) Only during paid working hours**
- (2) Mostly during paid working hours**
- (3) Mostly outside paid working hours**
- (4) Only outside paid working hours**
- (5) Not employed at that time**

FREQUENCY: Each quarter from Summer 03

COVERAGE: Applies to all respondents who have attended a taught course in past 4 weeks (TAUT4 = 1).

NOTES: This variable is only available on ONS datasets.

HEALTH

HEALTH PROBLEMS

The focus and number of questions on health and disability changed in Spring 1997 to reflect the provisions of the Disability Discrimination Act 1995. They are now concerned with all health problems, whilst previously the emphasis had been on problems which affect respondents work. See the June 1998 issue of *Labour Market Trends* for guidance about disability data.

From Spring 96 the frequency of disability/health questions were changed from half-yearly to quarterly. This discontinuity affected data in Spring 96, which is not consistent with any other quarters.

HPRMB - Prompt to ask health questions

- (1) Continue
- (2) Too ill / distressed to answer: Visible problem
- (3) Too ill / distressed to answer: Other

FREQUENCY: Each quarter from Spring 2000 to Autumn 2000 (on ONS datasets only). Each quarter from Winter 2000

COVERAGE: Applies to all respondents aged 75 and over.

LNGLIM - Whether health problem lasting more than 12 months

- (1) Yes
- (2) No

FREQUENCY: Summer and Winter quarters only from Winter 93 to Winter 95. Each quarter from Spring 96

COVERAGE: From Spring 92 to Winter 96: Applies to all respondents of working age whose health problems or disabilities limit the kind of paid work they can do (LIMITT = 1).

From Spring 97 to Winter 99: Applies to all respondents of working age.

From Spring 2000: Applies to all respondents of working age or those aged 75 and under and first contact or those aged 75 and over and are not too ill/distressed to continue.

NOTES: This question is asked of everyone above working age in all 5 waves for Spring 2000. From Summer onwards it is only asked in Wave 1. Do not compare Spring 2000 with other preceding quarters.

DNA (-9) will include people who were not contacted in the quarter this question was asked. See LFS User Guide Volume 1 (Background and Methodology) "Imputation in the LFS", for full details. From 1997 all health sections start with LNGLIM. To get a comparison with earlier quarters prior to Spring 1997, use LIMITK = yes and LNGLIM = yes.

LIMITK - Whether health problem affects the kind of paid work respondent might have done

- (1) Yes
- (2) No

FREQUENCY: Each quarter from Spring 97

COVERAGE: Applies to all respondents with health problems and those of working age or pensioners looking for work or wanting work.

NOTES: The respondents decide whether a health problem/disability limits the paid work which they can do. If respondents seek clarification, they are advised not to limit the assessment to the paid work (if any) which they do at present.

LIMITA - Whether health problem affects the amount of paid work that can be done

- (1) Yes
- (2) No

FREQUENCY: Each quarter from Spring 97

COVERAGE: Applies to all respondents with health problems and those of working age or pensioners looking for work or wanting work.

NOTES: This question records whether a disability affects the amount of paid work undertaken, or might be undertaken, by the respondent. Again this is not restricted to the respondent's current job, nor to respondents who are currently employed.

HEAL(01-17) - What health problems does the respondent have

Spring 92 to Winter 92

- (1) Problems or disabilities connected with arms, legs, hands, feet, back or neck (including arthritis or rheumatism)**
- (2) Difficulty in seeing**
- (3) Difficulty in hearing**
- (4) Skin conditions, allergies**
- (5) Chest or breathing problems, asthma, bronchitis**
- (6) Heart blood pressure or blood circulation problems**
- (7) Stomach, liver kidney or digestive problems**
- (8) Diabetes**
- (9) Depression, bad nerves**
- (10) Epilepsy**
- (11) Other health problems or disabilities**

Summer 93 to Winter 95

- (1) Problems or disabilities connected with arms, legs, hands, feet, back or neck (including arthritis or rheumatism)**
- (2) Difficulty in seeing**
- (3) Difficulty in hearing**
- (4) Skin conditions, allergies**
- (5) Chest or breathing problems, asthma, bronchitis**
- (6) Heart blood pressure or blood circulation problems**
- (7) Stomach, liver kidney or digestive problems**
- (8) Diabetes**
- (9) Depression, bad nerves**
- (10) Epilepsy**
- (11) Severe or specific learning problems (mental handicap)**
- (12) Mental illness, phobias, panics or other nervous disorders**
- (13) Other health problems or disabilities**

Spring 96 to Winter 96

- (1) Problems or disabilities connected with arms or hands (including arthritis or rheumatism)**
- (2)legs or feet**
- (3)back or neck**
- (4) Difficulty in seeing**
- (5) Difficulty in hearing**
- (6) Skin conditions, allergies**
- (7) Chest or breathing problems, asthma, bronchitis**
- (8) Heart blood pressure or blood circulation problems**
- (9) Stomach, liver kidney or digestive problems**
- (10) Diabetes**
- (11) Depression, bad nerves**
- (12) Epilepsy**
- (13) Severe or specific learning problems (mental handicap)**
- (14) Mental illness, phobias, panics or other nervous disorders**
- (15) Other health problems or disabilities**

HEAL(01-17) continued on next page...

HEAL(01-17) continued from previous page...

Spring 97 onwards

- (1) **Problems or disabilities (including arthritis or rheumatism) connected with...arms or hands**
- (2) **....legs or feet**
- (3) **....back or neck**
- (4) **Difficulty in seeing (while wearing spectacles or contact lenses)**
- (5) **Difficulty in hearing**
- (6) **A speech impediment**
- (7) **Severe disfigurement, skin conditions, allergies**
- (8) **Chest or breathing problems, asthma, bronchitis**
- (9) **Heart, blood pressure or blood circulation problems**
- (10) **Stomach, liver kidney or digestive problems**
- (11) **Diabetes**
- (12) **Depression, bad nerves or anxiety**
- (13) **Epilepsy**
- (14) **Severe or specific learning difficulties (mental handicap)**
- (15) **Mental illness, or suffer from phobia, panics or other nervous disorders**
- (16) **Progressive illness not included elsewhere (e.g. cancer, multiple sclerosis, symptomatic HIV, Parkinson's disease, muscular dystrophy)**
- (17) **Other health problems or disabilities**

FREQUENCY: Each quarter from Spring 92 to Winter 92. Summer and Winter quarters only from Summer 93 to Winter 95. Each quarter from Spring 96

COVERAGE: Applies to all respondents in employment and all other men aged 16-64 and women aged 16-59 who said that health or disability problems limit the kind of paid work they can do. (Spring 92 to Winter 94: LIMITT = 1 AND LNGLIM = 1; From Spring 95: LNGLIM = 1).

NOTES: In SuperCROSS an additional variable called HEALM is available. See note on page 2 for more information on SuperCROSS variables.

For more accurate results always use the variable HEALTH as it gives the respondent's main/most significant health problem and not a general problem. It should be noted that the order of health problems at HEAL does not necessarily give the most problematic first. Again use HEALTH for this information.

Respondents can give up to 17 problems. This variable was coded HEAL(00-10) from Spring 92 to Summer 93; HEAL(00-12) from Winter 93 to Winter 95; HEAL(00-14) from Spring 96 to Winter 96; and HEAL(01-17) from Spring 97.

DNA (-9) will include people who were not contacted in the quarter this question was asked. See LFS User Guide Volume 1 (Background and Methodology), "Imputation in the LFS" for full details.

Code 4 - difficulty in seeing should not be considered a disability if it is effectively compensated for by wearing glasses or contact lenses.

Code 5 - difficulty in hearing should be considered without the use of a hearing aid.

Code 7 - severe disfigurements excludes those arising from tattooing or body piercing but would include scars, birthmarks, limb or postural deformation or diseases of the skin.

Code 8 - excludes hay fever (seasonal allergic rhinitis) except where it aggravates the effects of an existing condition.

Code 14 - specific learning difficulties includes conditions such as dyslexia or dyscalcula; severe learning difficulties covers mental impairments or mental handicap.

Code 15 - Mental illness includes a wide range of conditions related to mental functioning but should be a clinically well recognised illness. Mental illnesses that should not be included are; the tendency to commit arson or to steal, the tendency to physically or sexually abuse others, exhibitionism or voyeurism are not included.

HEAL(01-17) continued on next page...

HEAL(01-17) continued from previous page...

Code 16 - Progressive illnesses should be recorded if there is some effect on the respondent's normal day to day activities, even if it is minor at the time of interview. If the respondent has been diagnosed with a progressive illness, but they are not suffering from any symptoms which affect their activities yet, then they should not be included.

Addiction to or dependency on alcohol, nicotine, drugs or other substance (unless resulting from the substance being prescribed for the respondent) should not be included.

HEALTH - Main health problem

- (01) Problems or disabilities (including arthritis or rheumatism) connected with... arms or hands
- (02)legs or feet
- (03)back or neck
- (04) Difficulty in seeing (while wearing spectacles or contact lenses)
- (05) Difficulty in hearing
- (06) A speech impediment
- (07) Severe disfigurement, skin conditions, allergies
- (08) Chest or breathing problems, asthma, bronchitis
- (09) Heart, blood pressure or blood circulation problems
- (10) Stomach, liver kidney or digestive problems
- (11) Diabetes
- (12) Depression, bad nerves or anxiety
- (13) Epilepsy
- (14) Severe or specific learning difficulties (mental handicap)
- (15) Mental illness, or suffer from phobia, panics or other nervous disorders
- (16) Progressive illness not included elsewhere (e.g. cancer, multiple sclerosis, symptomatic HIV, Parkinson's disease, muscular dystrophy)
- (17) Other health problems or disabilities

FREQUENCY: Each quarter from Spring 97

COVERAGE: Applies to all respondents with health problems (HEAL = 1-17).

NOTES: This variable records the main problem ONLY. For analysis before Spring 97 please see HEALTH(0-2).

HEALIM - Whether health problem limits activity

- (1) Yes
- (2) No
- (3) Don't know

FREQUENCY: Each quarter from Spring 97

COVERAGE: Applies to all respondents with a health problem lasting more than 12 months (LNGLIM = 1).

NOTES: This question is asked of everyone above working age in all 5 waves for Spring 2000. From Summer onwards it is only asked in Wave 1. Do not compare Spring 2000 with other preceding quarters.

Normal day-to-day activities are those which are carried out by most people on a daily basis, and we are interested in disabilities/health problems which have a substantial adverse effect on respondent's ability to carry out these activities.

There are several ways in which a problem may affect the respondent's day to day activities:

Mobility - for example, unable to travel short journeys as a passenger in a car, unable to walk other than at a slow pace or with jerky movements, difficulty in negotiating stairs, unable to use one or more forms of public transport, unable to go out of doors unaccompanied.

Manual dexterity - for example, loss of functioning in one or both hands, inability to use a knife or fork at the same time, or difficulty in pressing buttons on a keyboard

Physical co-ordination - for example, the inability to feed or dress oneself; or to pour liquid from one vessel to another except with unusual slowness or concentration.

Problems with bowel/bladder control - for example, frequent or regular loss of control of the bladder or bowel. Occasional 'bedwetting' is not considered a disability.

Ability to lift, carry or otherwise move everyday objects (for example, books, kettles, light furniture) - for example, inability to pick up a weight with one hand but not the other, or to carry a tray steadily.

Speech - for example, unable to communicate (clearly) orally with others, taking significantly longer to say things. A minor stutter, difficulty in speaking in front of an audience, or unable to speak a foreign language would not be considered impairments.

Hearing - for example, not being able to hear without the use of a hearing aid, the inability to understand speech under normal conditions or over the telephone.

Eyesight - for example, while wearing spectacles or contact lenses - being unable to pass the standard driving eyesight test, total inability to distinguish colours (excluding ordinary red/green colour blindness), or inability to read newsprint.

Memory or ability to concentrate, learn or understand - for example, intermittent loss of consciousness or confused behaviour, inability to remember names of family or friends, unable to write a cheque without assistance, or an inability to follow a recipe.

Perception of risk of physical danger - for example, reckless behaviour putting oneself or others at risk, inability to cross the road safely. This excludes (significant) fear of heights or underestimating risk of dangerous hobbies.

HEALYR - Any other past health problems or disabilities that have lasted longer than a year

- (1) Yes
- (2) No

FREQUENCY: Each quarter from Spring 97

COVERAGE: Applies to all respondents of working age or those aged 75 and under and first contact or those aged 75 and over and are not too ill/distressed to continue.

NOTES: These include continuous problems, or those with only intermittent effects.

HEALYR and subsequent questions HEALPB and HEALYL are only asked at the first interview with a respondent, and if it is a personal interview.

Only those problems or disabilities the respondent has had in the past but no longer has are included. Any illnesses already mentioned at HEAL are not included.

HEALPB(01-10) - Health problems/disabilities that affected respondent in the past

- (1) Problems or disabilities (including arthritis or rheumatism) connected with... arms or hands
- (2)legs or feet
- (3)back or neck
- (4) Difficulty in seeing (while wearing spectacles or contact lenses)
- (5) Difficulty in hearing
- (6) A speech impediment
- (7) Severe disfigurement, skin conditions, allergies
- (8) Chest or breathing problems, asthma, bronchitis
- (9) Heart, blood pressure or blood circulation problems
- (10) Stomach, liver kidney or digestive problems
- (11) Diabetes?
- (12) Depression, bad nerves or anxiety
- (13) Epilepsy
- (14) Severe or specific learning difficulties (mental handicap)
- (15) Mental illness, or suffer from phobia, panics or other nervous disorders
- (16) Progressive illness not included elsewhere (e.g. cancer, multiple sclerosis, symptomatic HIV, Parkinson's disease, muscular dystrophy)
- (17) Other health problems or disabilities

FREQUENCY: Each quarter from Spring 97

COVERAGE: Applies to all respondents who have had a long term health problem/disability that has lasted longer than a year (HEALYR =1).

NOTES: The notes for HEAL also apply here. Respondents can give up to 10 problems. From Spring 97 to Spring 99, this variable was coded HEALPB (01-17). From Summer 99, this variable is coded HEALPB (01-10).

In SuperCROSS an additional variable called HEALPBM is available. See note on page 2 for more information on SuperCROSS variables.

HEALYL - Whether past health problems or disabilities limited activity

- (1) **Yes**
- (2) **No**
- (3) **Don't know**

FREQUENCY: Each quarter from Spring 97

COVERAGE: Applies to all respondents who have had a long term health problem/disability that has lasted longer than a year (HEALYR =1).

NOTES: If respondents were receiving medication or treatment, they are asked to consider what the situation would be without the medication or treatment.

The qualifying statement concerning medication or treatment includes:

- the use of a prosthesis i.e. any artificial device attached to the body as an aid, for example, an artificial limb, a heart pacemaker, or a hearing aid (except spectacles or contact lenses);
- the use of any other form of aid or equipment such as a wheelchair.

If someone says their condition does not have any affect on them because it is kept under control by treatment, they are still coded '1'. For example, some people take medication and experience no impairment in their quality of life as a result, but without that medication they would die.

Normal day-to-day activities are those which are carried out by most people on a daily basis, and we are interested in disabilities/health problems which have a substantial adverse effect on respondent's ability to carry out these activities.

See HEALIM for examples of ways in which a problem may affect the respondent's day to day activities.

DISCURR - Current disability

- (1) **Both DDA (current disability) and work-limiting disabled**
- (2) **DDA disabled (current disability) only**
- (3) **Work-limiting disabled only**
- (4) **Not disabled**

FREQUENCY: Each quarter from Spring 98

COVERAGE: Applies to all respondents of working age.

NOTES: DDA disabled (current disability) includes those who have a long-term disability which substantially limits their day-to-day activities. Work-limiting disabled includes those who have a long-term disability which affects the kind or amount of work they might do.

This variable is derived from AGE, LNGLIM, HEALIM, HEAL(1-17), LIMITK & LIMITA.

XDISDDA - Unadjusted DDA disabled [READ NOTES BEFORE USING THIS VARIABLE]

- (1) **Current disability only**
- (2) **Current and past disability**
- (3) **Past disability only**
- (4) **Not DDA disabled**

FREQUENCY: Each quarter from Spring 98 to Winter 99 (on ONS datasets only), Each quarter from Spring 2000

COVERAGE: Applies to all respondents of working age.

NOTES: This variable is designed to help users estimate the number of people who meet the DDA definition of disability. This definition has two parts: current and past disability;

Current disability includes people who have a physical or mental impairment which has a substantial and long-term adverse effect on a person's ability to carry out normal day-to-day activities, and people with a progressive condition (e.g. cancer, multiple sclerosis) from the moment any impairment resulting from it first has some effect on their ability to carry out normal day-to-day activities.

Past disability includes people who have had a disability within the DDA definition in the past, even if they have since recovered. The LFS data on past disabilities does not include any proxy response because it is not thought that proxy respondents would be able to provide accurate information on past disabilities. Therefore users need to make an adjustment to any estimates they derive from this variable involving past disabilities. The adjustment process is described below.

Adjustment for past disabilities.

To take account of the absence of proxy data, the suggested method is to apply the same proportion of proxy response in wave 1 at HEALIM to the number of people in category 3 of XDISDDA. Thus, in Spring 1998, a table of HEALIM by IOUTCOME filtered on THISWV = 1 shows that the proportion of proxy response was 24% so the adjustment made to XDISDDA is to multiply the past disabilities only category by 100/76. So the estimate of total DDA disabled people in the UK in Spring 1998 is:

	(Thousands)
Current disability only	4,682
Current and past disability	301
Past disability only	$571 * 100/76 = 751$
Total DDA disabled	5,734

This variable is derived from WORKAGE, HEALIM, HEAL, HEALYR, HEALYL & HEALPB.

ACCIDENTS

ACCDNT - Whether had work related accident in previous 12 months

- (1) Yes
- (2) No

FREQUENCY: Winter quarters only from Winter 93

COVERAGE: Applies to all respondents in employment and all other men aged 16-64 and women aged 16-59 who have left a job in the past 12 months.

NOTES: DNA (-9) will include people who were not contacted in the quarter this question was asked. See LFS User Guide Volume 1 (Background and Methodology) "Imputation in the LFS", for full details.

ROAD - How injury was caused

- (1) Road accident
- (2) Some other way

FREQUENCY: Winter quarters only from Winter 93

COVERAGE: Applies to all respondents who have had a work related accident in the past 12 months (ACCDNT = 1).

NOTES: DNA (-9) will include people who were not contacted in the quarter this question was asked. See LFS User Guide Volume 1 (Background and Methodology) "Imputation in the LFS", for full details.

WCHJB - Job title check

- (1) (Main job last week or previous job title) [OCCT]
- (2) (Second job title) [OCCT2]
- ~~(3) (Job 3 months ago title) [M3OCCT] (Deleted from Spring 1999)~~
- (4) Some other job

FREQUENCY: Winter quarters only from Winter 93

COVERAGE: Applies to all respondents who have had a work related accident in the past 12 months (ACCDNT = 1).

NOTES: This variable applies to respondents who have had an accident in the previous 12 months and identifies whether the job being done at the time of the accident was the same as previously mentioned.

DNA (-9) will include people who were not contacted in the quarter this question was asked. See LFS User Guide Volume 1 (Background and Methodology) "Imputation in the LFS", for full details.

GOBACK - How soon able to start work after road accident

- (1) Still off paid work
- (2) Expects never to do paid work again
- (3) Same day
- (4) Day after the accident
- (5) On 2nd day after accident
- (6) On 3rd day after accident
- (7) On 4th day after accident
- (8) On 5th day or longer after accident
- (9) Don't know

FREQUENCY: Winter quarters only from Winter 93

COVERAGE: Applies to all respondents who have had a work related accident in the past 12 months (ACCDNT = 1).

NOTES: This variable applies to respondents who have had a road accident in the previous 12 months. DNA (-9) will include people who were not contacted in the quarter this question was asked. See LFS User Guide Volume 1 (Background and Methodology), Imputation in the LFS, for full details.

ACCDAY4 - How soon after accident did you go back to work

(0-365) Days

FREQUENCY: Winter quarters only from Winter 04

COVERAGE: Applies to all respondents who said they returned to work on or after the fifth day after the accident (GOBACK = 8).

WRKAGN2 - Circumstances when returning to work following accident

- (1) Changed job – different employer
- (2) Changed job – same employer
- (3) Changed contracted hours
- (4) Temporarily worked lighter duties or reduced hours
- (5) No change of job or work pattern

FREQUENCY: Winter quarters only from Winter 04

COVERAGE: Applies to all respondents who have returned to work following their injury (GOBACK = 3-9)

NOTES: This variable refers to changes of job or working pattern due to injury at work or in the course of work. Response options are ranked in order of precedence and respondents choose the first option that applies.

ACCKIND - How accident happened

- (1) Contact with moving machinery or material being machined
- (2) Hit by a moving, flying or falling object
- (3) Hit by a moving vehicle
- (4) Hit by something fixed or stationary
- (5) Injured while handling, lifting or carrying
- (6) Slipped, tripped or fell on the same level
- (7) Fell from a height
- (8) Trapped by something collapsing or overturning
- (9) Drowned or asphyxiated
- (10) Exposed to, or in contact with, a harmful substance
- (11) Exposed to fire
- (12) Exposed to an explosion
- (13) Contact with electricity or an electrical discharge
- (14) Injured by an animal
- (15) Physically assaulted by a person
- (16) Another kind of accident

FREQUENCY: Winter quarters only from Winter 04

COVERAGE: Applies to all respondents who have had a work related accident in the past 12 months (ACCDNT = 1).

NOTES: Respondents are asked not to select the first option that applies, but to choose the one that best describes how the incident occurred.

ILLWRK - Whether in past 12 months, has suffered any (other) illness, disability or physical or mental problem caused or made worse by job or work done in the past

- (1) Yes
- (2) No
- (3) Don't know

FREQUENCY: Winter quarters only from Winter 04

COVERAGE: Applies to all respondents who are working or have ever been employed.

NOTES: The illness, disability or problem must be one caused or made worse by work and have occurred at some point during the past 12 months.

NUMILL - Number of illness caused or made worse by work in last 12 months

8 illnesses or more coded as 8

FREQUENCY: Winter quarters only from Winter 04

COVERAGE: Applies to all respondents who have suffered from an illness in last 12 months caused/made worse by work (ILLWRK = 1).

NOTES: The number of different illnesses a respondent has is recorded here, not the number of bouts/episodes of the same illness.

TYPILL - Type of illness caused or made worse by work in last 12 months

- (1) **Bone, joint or muscle problems which mainly affect (or is mainly connected with) arms, hands, neck or shoulder,**
- (2) **...hips, legs or feet,**
- (3) **...back,**
- (4) **Breathing or lung problems,**
- (5) **Skin problems,**
- (6) **Hearing problems,**
- (7) **Stress, depression or anxiety,**
- (8) **Headache and/or eyestrain**
- (9) **Heart disease/attack, other circulatory system**
- (10) **Infectious disease (virus, bacteria),**
- (11) **Other**

FREQUENCY: Winter quarters only from Winter 04

COVERAGE: Applies to all respondents who have suffered from an illness in last 12 months caused/made worse by work (ILLWRK = 1).

NOTES: If more than one code applies, the one which the respondent says is the most serious or affects them the most is recorded.

AWARE - When first aware of this illness

- (1) **Within the last 12 months**
- (2) **More than one year ago**

FREQUENCY: Winter quarters only from Winter 04

COVERAGE: Applies to all respondents who have suffered from an illness in last 12 months caused/made worse by work (ILLWRK = 1).

TMEOFF - Total time off work in last 12 months as a result of illness caused or aggravated by work

- (1) **No time off work**
- (2) **Less than 1 day**
- (3) **1 to 3 days**
- (4) **4 to 6 days**
- (5) **At least 1 week but less than 2 weeks**
- (6) **At least 2 weeks but less than 1 month**
- (7) **At least 1 month but less than 3 months**
- (8) **At least 3 months but less than 6 months**
- (9) **At least 6 months but less than 9 months**
- (10) **At least 9 months but less than one year**

FREQUENCY: Winter quarters only from Winter 04

COVERAGE: Applies to respondents who are working or have left employment within the last 12 months.

WRKAGN3 - Done do any of the following in last 12 months as a result of illness caused or aggravated by work

- (1) Leave paid work altogether
- (2) Changed job – different employer
- (3) Changed job – same employer
- (4) Changed contracted hours
- (5) Temporarily worked lighter duties or reduced hours
- (6) No change of job or work pattern

FREQUENCY: Winter quarters only from Winter 04

COVERAGE: Applies to all respondents who have suffered from an illness in last 12 months caused/made worse by work (ILLWRK = 1).

NOTES: If more than one code applies, the most extreme scenario is recorded.

WCHJB3 - Job caused or made illness worse (previously mentioned)

- (1) Same as OCCT
- (2) Same as OCCT2
- (3) Some other job

FREQUENCY: Winter quarters only from Winter 04

COVERAGE: Applies to all respondents who have suffered from an illness in last 12 months caused/made worse by work (ILLWRK = 1) and OCCT = RESPONSE or OCCT2 = RESPONSE.

CHILD CARE

CHATT(01-10) - Child attendance type

- (1) Play group
- (2) Day nursery
- (3) Nursery school
- (4) Infant school
- (5) Primary school
- (6) Out of school club
- (7) Holiday scheme
- (8) Family or combined centre
- (9) Boarding school (spontaneous only)
- (10) Other (spontaneous only)
- (11) None of these

FREQUENCY: Autumn quarters only from Autumn 01 to Autumn 03. Autumn quarters only (every 2 years) from Autumn 05

COVERAGE: Applies to all respondents who have a child aged 14 and under.

NOTES: Respondents with children are asked if their child used or attended a variety of childcare *at any time, on any day* during the reference week. 'Attend' means that the child actually attends the provision, not simply that the child was 'registered' to attend.

CHINF(1-2) - Infant school class

- (1) Reception class
- (2) Nursery class
- (3) None of these

FREQUENCY: Autumn quarters only from Autumn 01 to Autumn 03. Autumn quarters only (every 2 years) from Autumn 05

COVERAGE: Applies to all respondents whose child attended an Infants school during the reference week (CHATT = 4).

CHPRI(1-2) - Primary school class

- (1) Reception class
- (2) Nursery class
- (3) None of these

FREQUENCY: Autumn quarters only from Autumn 01 to Autumn 03. Autumn quarters only (every 2 years) from Autumn 05

COVERAGE: Applies to all respondents whose child attended a Primary school during the reference week (CHATT = 5).

CTRM - Reference week school period

- (1) Term time
- (2) Half term
- (3) Other school holidays
- (4) Not applicable

FREQUENCY: Autumn quarters only from Autumn 01 to Autumn 03. Autumn quarters only (every 2 years) from Autumn 05

COVERAGE: Applies to all respondents who have a child aged between 3-14 years and if child did not attend Nursery, Infant or Primary school (CHATT ≠ 3, 4 or 5).

NOTES: Children aged 2 or under are autocoded to N/A. If CHATT = 3 (Nursery school), 4 (Infants school), or 5 (Primary school) then this question is autocoded as 1 (Term time).

CHPEO(1-9) - Other carers

- (1) The child's grandparents
- (2) Non-resident parent or ex-partner
- (3) Child's brother or sister
- (4) Other relatives
- (5) Childminder
- (6) Nanny/Au pair (incl. live-in & day nanny)
- (7) Friends or neighbours
- (8) Other non-relatives
- (9) None of these
- (10) Does not require minding (spontaneous only)

FREQUENCY: Autumn quarters only from Autumn 01 to Autumn 03. Autumn quarters only (every 2 years) from Autumn 05

COVERAGE: Applies to all respondents who have a child aged 14 and under.

NOTES: Respondents are asked to identify all those who *at any time, on any day* during the reference week looked after the child in question, other than the resident parent/guardian.

COth - Other type of childcare

- (1) Yes
- (2) No

FREQUENCY: Autumn quarters only from Autumn 01 to Autumn 03. Autumn quarters only (every 2 years) from Autumn 05

COVERAGE: Applies to all respondents who received some other kind of childcare (CHATT = 11 AND CHPEO = 9).

INCOME

Up to Winter 96, all questions in the income section were asked of respondents in wave 5. From Spring 97 they have been asked in wave 1 as well.

Coverage of the following questions includes only people aged 16-69 plus those aged 70 and over who are in employment which means that data for old age pensions etc. will be distorted. The income questions are not addressed to respondents who are self employed.

INCOME PAY BANDS

Pay Bands are used in the variables BANDG, BANDN, BANDG2 & BANDN2.

ANNUAL (£)		MONTHLY (£)		WEEKLY (£)	
1.1	0	2.1	0	3.1	0
1.2	1 - 499	2.2	1 – 49	3.2	1 - 9
1.3	500 - 999	2.3	50 – 99	3.3	10 - 19
1.4	1000 - 1499	2.4	100 – 149	3.4	20 - 29
1.5	1500 - 1999	2.5	150 – 199	3.5	30 - 39
1.6	2000 - 2499	2.6	200 – 249	3.6	40 - 49
1.7	2500 - 2999	2.7	250 – 299	3.7	50 - 59
1.8	3000 - 3499	2.8	300 – 349	3.8	60 - 69
1.9	3500 - 3999	2.9	350 – 399	3.9	70 - 79
1.10	4000 - 4499	2.10	400 – 449	3.10	80 - 89
1.11	4500 - 4999	2.11	450 – 499	3.11	90 - 99
1.12	5000 - 5999	2.12	500 – 549	3.12	100 - 109
1.13	6000 - 6999	2.13	550 – 599	3.13	110 - 124
1.14	7000 - 7999	2.14	600 – 649	3.14	125 - 149
1.15	8000 - 8999	2.15	650 – 699	3.15	150 - 174
1.16	9000 - 9999	2.16	700 – 799	3.16	175 - 199
1.17	10000 - 10999	2.17	800 – 899	3.17	200 - 224
1.18	11000 - 11999	2.18	900 – 999	3.18	225 - 249
1.19	12000 - 12999	2.19	1000 – 1099	3.19	250 - 274
1.20	13000 - 13999	2.20	1100 – 1199	3.20	275 - 299
1.21	14000 - 14999	2.21	1200 – 1299	3.21	300 - 324
1.22	15000 - 15999	2.22	1300 – 1399	3.22	325 - 349
1.23	16000 - 16999	2.23	1400 – 1499	3.23	350 - 374
1.24	17000 - 17999	2.24	1500 – 1599	3.24	375 - 399
1.25	18000 - 18999	2.25	1600 – 1699	3.25	400 - 424
1.26	19000 - 19999	2.26	1700 – 1799	3.26	425 - 449
1.27	20000 - 22999	2.27	1800 – 1899	3.27	450 - 474
1.28	23000 - 25999	2.28	1900 – 1999	3.28	475 - 499
1.29	26000 - 28999	2.29	2000 – 2199	3.29	500 - 549
1.30	29000 - 31999	2.30	2200 – 2499	3.30	550 - 599
1.31	32000 - 34999	2.31	2500 – 2999	3.31	600 - 649
1.32	35000 - 37999	2.32	3000 – 3499	3.32	650 - 699
1.33	38000 - 40999	2.33	3500 – 3999	3.33	700 - 749
1.34	41000 - or more	2.34	4000 - or more	3.34	750 - or more

GROSS INCOME

INCNOW - Prompt to ask income questions

- (1) Now
- (2) Later
- (3) Non-contact (proxy interview not possible)
- (8) Answer state benefit questions only
- (9) Refusal

FREQUENCY: Each quarter from Winter 92

COVERAGE: Applies to all respondents aged 16-69 or those in employment in the reference week.

GROSS99 - Gross pay before deductions

- (1-99994) £1 to £99994 (self assessment)
- (99995) Paid £99995 or more (self assessment)
- (-6) No pay yet received
- (-8) Don't know/Refusal

FREQUENCY: Each quarter from Spring 99 (Waves 1 and 5 only)

COVERAGE: Applies to all respondents who are employees and those on a government scheme (not New Deal in the voluntary sector or environmental task force).

NOTES: This variable replaces GOVGRO and EMPGRO from Spring 99.

In SuperCROSS an additional variable called GROSS99C is available. See note on page 2 for more information on SuperCROSS variables.

GRSPRD - Period covered by last (gross) pay

- (1) One week
- (2) Two weeks
- (3) Three weeks
- (4) Four weeks
- (5) Calendar month
- (7) Two calendar months
- (8) Eight times a year
- (9) Nine times a year
- (10) Ten times a year
- (13) Three months/13 weeks
- (26) Six months/26 weeks
- (52) One year/12 months/52 weeks
- (90) Less than one week
- (95) One off/lump sum
- (97) None of these

FREQUENCY: Each quarter from Spring 99 (Waves 1 and 5 only)

COVERAGE: Applies to all respondents giving a figure for either their actual last payment as an employee or on a government scheme, or a figure for the payment which they expect.

NOTES: This question replaces GOEMGB as of Spring 99.

GRSEXP - Gross pay expected

(1-99994)	£1 to £99994 (self assessment)
(99995)	Paid £99995 or more (self assessment)
(-8)	Don't know/Refusal

FREQUENCY: Each quarter from Spring 99 (Waves 1 and 5 only)

COVERAGE: Applies to all respondents who have not yet received pay from a government scheme or an employer.

NOTES: This question replaces GOEMEX as of Spring 99.

BANDG - Weekly - monthly - annual pay bands

Winter 92 to Winter 96 - See Volume 5 (LFS Classifications) for band details
Spring 97 onwards - See start of Income section in this volume

FREQUENCY: Each quarter from Winter 92

COVERAGE: Applies to all respondents on a government scheme or employee, who do not know their gross pay.

NOTES: BANDG was changed from a numeric to a text variable in Autumn 97, but the bands are coded using two decimal places.

GRSSWK - Gross weekly pay in main job

Amount (£)

FREQUENCY: Each quarter from Winter 92

COVERAGE: Applies to all respondents who are employees and those on a government scheme.

NOTES: If GRSSWK is greater than £3,500, or GRSSWK is greater than £1,000 and the respondent is a manual worker, then the case is not given an income weight. Non-response to this question will also be zero-weighted.

In Winter 96/97 and Spring 97, some records were coded as zero instead of -8. Users should filter on GRSSWK > 0 to exclude these records.

Standard filters used to calculate average gross weekly earnings are GRSSWK>0 and HOURPAY>0 and HOURPAY<100.

This variable is derived from STAT, EVERWK, INCNOW, NEWDEA4, GRSPRD, GRSEXP, & GROSS99.

In SuperCROSS an additional variable called GRSSWKC is available. See note on page 2 for more information on SuperCROSS variables.

GROSSWK - Gross weekly earning (percentiles) - full/part time employees in main job

Lower decile	}	
Lower quartile	}	
Median	}	£ amounts
Upper quartile	}	
Upper decile	}	

FREQUENCY: Each quarter from Winter 92 to Spring 03.

COVERAGE: Applies to all respondents who are employees and those on a government scheme.

NOTES: This variable was only available on Quanvert datasets. It was derived from STAT, EVERWK, INCNOW, NEWDEAL, GRSPRD, GRSEXP & GROSS99.

HOURPAY - Average gross hourly pay

Amount (£)

FREQUENCY: Each quarter from Autumn 93

COVERAGE: Applies to all respondents who are employees and those on a government scheme.

NOTES: This variable is derived from GRSSWK, POTHR & BUSHR.

Occasionally there are records with abnormally high levels for HOURPAY. Users may wish to filter out such records, for example by specifying HOURPAY = 0 - 99. This method is used for published LFS income data. In Winter 96/97 and Spring 97, some records were coded as zero instead of -8. Users should filter on HOURPAY > 0 to exclude these records.

In SuperCROSS this variable is called HOURPAYC and HOURPAYS. See note on page 2 for more information on SuperCROSS variables.

USGRS99 - Whether gross pay last received is the same as that received each similar period

(1)	Yes
(2)	No
(3)	No usual amount

FREQUENCY: Each quarter from Spring 1999 (Waves 1 and 5 only)

COVERAGE: Applies to all respondents giving a figure for their actual last payment as an employee or on a government scheme, excluding those giving an annual amount.

USUGPAY - What is usual pay received for period covered by last pay

(1-99994)	£1 to £99994 (self assessment)
(99995)	Paid £99995 or more (self assessment)
(-8)	Don't know/Refusal

FREQUENCY: Each quarter from Spring 99 (Waves 1 and 5 only)

COVERAGE: Applies to all respondents giving a figure for their actual last payment as an employee or on government scheme, excluding those giving an annual amount.

In SuperCROSS an additional variable called USUGPAYC is available. See note on page 2 for more information on SuperCROSS variables.

NET INCOME

NET99 - What is take home pay after deductions

(1-99994)	£1 to £99994
(99995)	£99995 or more
(-7)	Same as Gross
(-8)	Don't know/Refusal

FREQUENCY: Each quarter from Spring 99 (Waves 1 and 5 only)

COVERAGE: Applies to all respondents giving a figure for their actual last gross pay as an employee or on a government scheme, and those who did not know the amount.

In SuperCROSS an additional variable called NET99C is available. See note on page 2 for more information on SuperCROSS variables.

YVARY99 - Reason pay varies

(1)	Number of hours, days of work vary
(2)	Amounts of bonuses, tips, commission varies
(3)	Number of hours of overtime varies
(4)	Other reason

FREQUENCY: Each quarter from Spring 99

COVERAGE: Applies to all respondents who have no usual level of net or gross pay from an employer.

NOTES: This variable replaces YVARY and is asked of both employees and those on a government scheme.

BANDN - Weekly - monthly - annual pay bands

Winter 92 to Winter 96 - See Volume 5 (LFS Classifications) for band details
Spring 97 onwards - See start of Income section in this volume

FREQUENCY: Each quarter from Winter 92

COVERAGE: Applies to all respondents who are on government scheme or employees who do not know their net pay.

NOTES: BANDN was changed from a numeric to a text variable in Autumn 1997, but the bands are coded using two decimal places.

NETWK - Net weekly pay in main job**Amount (£)****FREQUENCY:** Each quarter from Winter 92**COVERAGE:** Applies to all respondents who are employees and those on a government scheme.**NOTES:** In Winter 96 and Spring 97, some records were coded as zero instead of -8. Users should filter on HOURPAY > 0 to exclude these records.

This variable is derived from STAT, EVERWK, INCNOW, NEWDEA4, NETPRD, NET99 & BANDN.

In SuperCROSS an additional variable called NETWKC is available. See note on page 2 for more information on SuperCROSS variables.

NETPRD - Period covered by last net pay

- (1) One week
- (2) Two weeks
- (3) Three weeks
- (4) Four weeks
- (5) Calendar month
- (7) Two calendar months
- (8) Eight times a year
- (9) Nine times a year
- (10) Ten times a year
- (13) Three months/13 weeks
- (26) Six months/26 weeks
- (52) One year/12 months/52 weeks
- (90) Less than one week
- (95) One off/lump sum
- (97) None of these

FREQUENCY: Each quarter from Spring 99 (Waves 1 and 5 only)**COVERAGE:** Applies to all respondents giving a figure for their actual last payment as an employee or on a government scheme.**NOTES:** This question replaces NETGA from Spring 99.**USNET99 - Whether last net pay was usual net pay for period covered by payment**

- (1) Yes
- (2) No
- (3) No usual amount

FREQUENCY: Each quarter from Spring 99 (waves 1 and 5 only)**COVERAGE:** Applies to all respondents giving a figure for their actual last net pay as an employee or from a government scheme, or whose net pay was the same as their gross pay, or have not yet received any pay from their employer.**NOTES:** This question replaces USEMPN from Spring 99.

USUNPAY - What would usual amount of net pay for period be

(1-99994)	£1 to £99994
(99995)	£99995 or more
(-7)	Same as Gross
(-8)	Don't know/Refusal

FREQUENCY: Each quarter from Spring 99 (Waves 1 and 5 only)

COVERAGE: Applies to all respondents giving a figure for their actual last net pay as an employee or from a government scheme, or whose net pay was the same as their gross pay, or have not yet received any pay from their employer.

NOTES: This question replaces USEMPN from Spring 99.

In SuperCROSS an additional variable called USUNPAYC is available. See note on page 2 for more information on SuperCROSS variables.

INCCHK - Interviewer check question: whether the amount recorded as net earnings being greater than gross earnings is correct

(1)	Yes
(2)	No

FREQUENCY: Each quarter from Spring 96

COVERAGE: Applies to all respondents whose net pay is greater than their gross pay (NET99 > GROSS99).

NOTES: This variable is available on datasets from Spring 96 to Autumn 99 only, however, it is still asked in the LFS questionnaire.

YPAYL - Reason for pay being less than usual

(1)	Absence from work through illness
(2)	Worked less overtime than usual
(3)	Annual leave
(4)	Bank holiday
(5)	Worked less hours for other reason
(6)	Maternity pay
(7)	Other reason

FREQUENCY: Each quarter from Spring 99 (Waves 1 and 5 only)

COVERAGE: Applies to all respondents whose most recent pay was less than the pay which they would usually receive for the same period of time.

PAYSSP - Whether received Statutory Sick Pay

(1)	Yes
(2)	No

FREQUENCY: Each quarter from Spring 99 (Waves 1 and 5 only)

COVERAGE: Applies to all respondents who did not receive their usual amount of pay, last time they were paid, because of illness absence from work.

YPAYM - Reason for pay being more than usual

- (1) It included advance holiday pay
- (2) It included a tax refund
- (3) Worked more overtime than normal
- (4) It included a pay increase
- (5) It included a bonus payment, tips or commission
- (6) Other reason

FREQUENCY: Each quarter from Spring 99 (Waves 1 and 5 only).

COVERAGE: Applies to all respondents whose most recent pay was more than the pay which they would usually receive for the same period of time.

ERNFILT - Whether last pay contained any additions to basic pay

- (1) Yes
- (2) No
- (3) Don't know

FREQUENCY: Each quarter from Spring 99 (Waves 1 and 5 only)

COVERAGE: Applies to all respondents giving specific amount for last gross or net pay.

ERNCM(01-11) - Payments included in last gross pay

- (1) Overtime payments
- (2) Payments for working unsociable hours
- (3) Shift allowances
- (4) Bonuses
- (5) Profit related pay
- (6) Piecework payments or payment by result
- (7) Tips or gratuities
- (8) London or other regional allowances
- (9) Stand-by or on-call allowances
- (10) Tax credits
- (11) Any other additions to basic pay

FREQUENCY: Each quarter from Spring 01

COVERAGE: Applies to all respondents whose last pay contained additions to their basic pay (ERNFILT = 1 or 3).

NOTES: This question is useful in determining how wage levels correlate with employment patterns, as well as allowing more accurate analysis of how calculations of average hourly earnings should be adjusted to allow for hidden components.

In SuperCROSS an additional variable called ERNCMM is available. See note on page 2 for more information on SuperCROSS variables.

BONCMP(1-4) - Which type of bonus did pay contain

- (1) **Group or team bonuses**
- (2) **Individual bonuses**
- (3) **Commission or sales bonuses**
- (4) **Other type of bonus**

FREQUENCY: Each quarter from Spring 99 (Waves 1 and 5 only)

COVERAGE: Applies to all respondents whose last pay contained additions to their basic pay, in the form of bonuses.

In SuperCROSS an additional variable called BONCMPPM is available. See note on page 2 for more information on SuperCROSS variables.

HOURLY - Whether paid a fixed hourly rate

- (1) **Yes**
- (2) **No**

FREQUENCY: Each quarter from Spring 99 (Waves 1 and 5 only)

COVERAGE: Applies to all respondents whose last pay period is less than monthly, a lump sum or is not known. Respondents should still answer 'yes' here if their rate varies for working at different times of the day (e.g. some people are paid more for working early in the morning).

HRRATE - What is basic hourly rate

- (1-994) **Amount in pounds and pence**
- (995) **£995 or more**
- (-8) **Don't know/Refusal**

FREQUENCY: Each quarter from Spring 99 (Waves 1 and 5 only)

COVERAGE: Applies to all respondents who are paid a fixed hourly rate.

NOTES: In SuperCROSS this variable is called HRRATEC and HRRATES. See note on page 2 for more information on SuperCROSS variables.

OVRTME - At what rate is overtime paid

- (1) **Your normal basic rate of pay?**
- (2) **More than your normal basic rate of pay?**
- (3) **Or less than your normal basic rate of pay?**
- (4) **Don't know**

FREQUENCY: Each quarter from Spring 99 to Winter 2000 (Waves 1 and 5 only). Each quarter from Spring 02

COVERAGE: Applies to all respondents who have ever worked overtime.

METHPY - Usual method of payment

- (1) **Directly into a bank / building society**
- (2) **In cash**
- (3) **By cheque**
- (4) **In kind**
- (5) **Or in some other way**

FREQUENCY: Each quarter from Spring 99 to Winter 03 (Waves 1 and 5 only).

COVERAGE: Applies to all respondents receiving payment from employer or as self employed.

NOTES: Options 4 and 5 are only available if stated spontaneously by the respondent.

PYSLIP - Whether pay slip usually received

- (1) **Yes**
- (2) **No**

FREQUENCY: Each quarter from Spring 99 to Winter 03 (Waves 1 and 5 only).

COVERAGE: Applies to all respondents receiving payment directly to their bank accounts, in cash or by cheque.

USESPLP - Type of documentation used to check income detail

- (1) **Pay slip**
- (2) **Bank / building society accounts / statements**
- (3) **Other**
- (4) **None**

FREQUENCY: Each quarter from Summer 98 (Waves 1 and 5 only)

COVERAGE: Applies to all respondents in work as employees/self-employed responding to pay questions.

GROSS INCOME - SECOND JOB**HOURLY2 - Paid fixed hourly rate in second job**

- (1) Yes
(2) No

FREQUENCY: Each quarter from Spring 03 to Winter 03 (on ONS datasets only) Each quarter from Spring 04

COVERAGE: Applies to all respondents who have a second job and are an employee (STAT2 = 1).

NOTES: Respondents who are paid different rates for working different times or days are coded 1 and asked their basic rate of pay at the next question.

HRRATE2 - Basic hourly rate in second job

- (1-994) Amount in pounds & pence
(995) £995 or more
(-8) Don't know/Refusal

FREQUENCY: Each quarter from Spring 03 to Winter 03 (on ONS datasets only) Each quarter from Spring 04

COVERAGE: Applies to all respondents who are paid an hourly rate in their second job (HOURLY2 = 1).

NOTES: In SuperCROSS this variable is called HRRATE2C and HRRATE2S. See note on page 2 for more information on SuperCROSS variables.

SECGRO - Gross pay before deductions

- (1-99994) £1 - £99994 (self assessment)
(99995) Paid £99995 or more
(-6) No pay received yet
(-8) Don't know/Refusal

FREQUENCY: Each quarter from Winter 92

COVERAGE: Applies to all respondents who are employees in a second job.

SECGA - Period of gross earnings (2nd Job)

Winter 92 to Winter 95

- (01) Less than one week
- (02) One week
- (03) Two weeks
- (04) Three weeks
- (05) Four weeks
- (06) Calendar month/five week month
- (07) Three months
- (08) Six months
- (09) One year
- (10) Other period

Spring 96 onwards

- (01) One week
- (02) Two weeks
- (03) Three weeks
- (04) Four weeks
- (05) Calendar month
- (07) Two calendar months
- (08) Eight times a year
- (09) Nine times a year
- (10) Ten times a year
- (13) Three months/13 weeks
- (26) Six months/26 weeks
- (52) One year/12 months/52 weeks
- (90) Less than one week
- (95) One off/lump sum
- (97) None of these

FREQUENCY: Each quarter from Winter 92

COVERAGE: Applies to all respondents who are employees in a second job.

SECEX - Expected gross earnings

Amount of pay

- (1-99994) £1 - £99994 (self assessment)
- (99995) Paid £99995 or more
- (-8) Don't know/Refusal

FREQUENCY: Each quarter from Winter 92

COVERAGE: Applies to all respondents who are employees in a second job and have not received pay yet.

SECGB - Period of expected earnings

Winter 92 to Winter 95

- (01) Less than one week
- (02) One week
- (03) Two weeks
- (04) Three weeks
- (05) Four weeks
- (06) Calendar month/five week month
- (07) Three months
- (08) Six months
- (09) One year
- (10) Other period

Spring 96 onwards

- (01) One week
- (02) Two weeks
- (03) Three weeks
- (04) Four weeks
- (05) Calendar month
- (07) Two calendar months
- (08) Eight times a year
- (09) Nine times a year
- (10) Ten times a year
- (13) Three months/13 weeks
- (26) Six months/26 weeks
- (52) One year/12 months/52 weeks
- (90) Less than one week
- (95) One off/lump sum
- (97) None of these

FREQUENCY: Each quarter from Winter 92

COVERAGE: Applies to all respondents who are employees in a second job and have not received pay yet.

BANDG2 - Weekly - monthly - annual pay bands

Winter 92 to Winter 96 - See Volume 5 (LFS Classifications) for band details

Spring 97 onwards - See start of Income section in this volume

FREQUENCY: Each quarter from Winter 92

COVERAGE: Applies to all respondents who are employees in a second job and do not know their gross pay.

NOTES: BANDG2 was changed from a numeric to a text variable in Autumn 1997, but the bands are coded using two decimal places.

GRSSWK2 - Gross weekly pay in second job

Amount (£)

FREQUENCY: Each quarter from Winter 92

COVERAGE: Applies to all respondents who are employees in a second job.

NOTES: This variable is derived from STAT2, INCNOW, SECGRO, SECGA, SECGB, SECEX & BANDG2.

In SuperCROSS an additional variable called GRSSWK2C is available. See note on page 2 for more information on SuperCROSS variables.

NET INCOME - SECOND JOB

SECNET - Net pay after deductions

(1-99994)	£1 - £99994 (self assessment)
(99995)	Paid £99995 or more
(99997)	Same as gross
(-8)	Don't know/Refusal

FREQUENCY: Each quarter from Winter 92

COVERAGE: Applies to all respondents who are employees in a second job.

SCNTGA - Net pay period of earnings

Winter 92 to Winter 95

(01)	Less than one week
(02)	One week
(03)	Two weeks
(04)	Three weeks
(05)	Four weeks
(06)	Calendar month/five week month
(07)	Three months
(08)	Six months
(09)	One year
(10)	Other period

Spring 96 onwards

(01)	One week
(02)	Two weeks
(03)	Three weeks
(04)	Four weeks
(05)	Calendar month
(07)	Two calendar months
(08)	Eight times a year
(09)	Nine times a year
(10)	Ten times a year
(13)	Three months/13 weeks
(26)	Six months/26 weeks
(52)	One year/12 months/52 weeks
(90)	Less than one week
(95)	One off/lump sum
(97)	None of these

FREQUENCY: Each quarter from Winter 92

COVERAGE: Applies to all respondents who are employees in a second job.

BANDN2 - Weekly - monthly - annual pay bands (2nd job)

Winter 92 to Winter 96 - See Volume 5 (LFS Classifications) for band details
Spring 97 onwards - See start of Income section in this volume

FREQUENCY: Each quarter from Winter 92

COVERAGE: Applies to all respondents who are employees in a second job and do not know their net pay.

NOTES: BANDN2 was changed from a numeric to a text variable in Autumn 1997, but the bands are coded using two decimal places.

NETWK2 - Net weekly pay in 2nd job

Amount (£)

FREQUENCY: Each quarter from Winter 92

COVERAGE: Applies to all respondents who are employees in a second job.

NOTES: This variable is derived from STAT2, INCNOW, SECNET, SCNTGA & BANDN2.

In SuperCROSS an additional variable called NETWK2C is available. See note on page 2 for more information on SuperCROSS variables.

BROADBANDED VARIABLES

Broadbanded variables are found on the quarterly UA/LA (Unitary Authorities and Local Area) datasets only.

AGEB - Age band

(1)	0-4
(2)	5-10
(3)	11-15
(4)	16-17
(5)	18-24
(6)	25-29
(7)	30-34
(8)	35-39
(9)	40-44
(10)	45-49
(11)	50-54
(12)	55-59
(13)	60-64
(14)	65-69
(15)	70-74
(16)	75+

FREQUENCY: Each quarter from Spring 2000 (on UA/LA datasets only)

COVERAGE: Applies to all respondents.

NOTES: Broadbanding of AGE.

AGEDFEB - Band age at preceding 31 August

(1)	0-4
(2)	5-10
(3)	11-15
(4)	16-17
(5)	18-24
(6)	25-29
(7)	30-34
(8)	35-39
(9)	40-44
(10)	45-49
(11)	50-54
(12)	55-59
(13)	60-64
(14)	65-69
(15)	70-74
(16)	75+

FREQUENCY: Each quarter from Spring 2000 (on UA/LA datasets only)

COVERAGE: Applies to all respondents.

NOTES: Broadbanding of AGEDFE.

HEALB(1-5) - Respondent's health problems (banded)

- (1) **Problems or disabilities connected with arms, legs, hands, feet, back or neck**
- (2) **Difficulty in seeing or hearing**
- (3) **Chest or breathing problems**
Heart, blood pressure or blood circulation problems
Stomach, liver kidney or digestive problems
Diabetes
- (4) **Depression, bad nerves**
Severe or specific learning problems
Mental illness, phobias, panics or other nervous disorders
- (5) **Speech impediment**
Severe disfigurement, skin conditions, allergies
Epilepsy
Progressive illnesses not included elsewhere
Other health problems or disabilities

FREQUENCY: Each quarter from Spring 97 (on UA/LA datasets only)

COVERAGE: Applies to all respondents in employment and all other men aged 16-64 and woman aged 16-59 who said that health or disability problems limit the kind of paid work they can do.

NOTES: Broadbanding of HEAL. This variable replaces HEALBB(1-5) from Spring 1997.

HEALTHB - Health problems which affect respondent the most (banded)

- (1) **Problems or disabilities connected with arms, legs, hands, feet, back or neck**
- (2) **Difficulty in seeing or hearing**
- (3) **Chest or breathing problems**
Heart, blood pressure or blood circulation problems
Stomach, liver kidney or digestive problems
Diabetes
- (4) **Depression, bad nerves or anxiety**
Severe or specific learning problems
Mental illness, phobias, panics or other nervous disorders
- (5) **Speech impediment**
Severe disfigurement, skin conditions, allergies
Epilepsy
Progressive illnesses not included elsewhere
Other health problems or disabilities

FREQUENCY: Each quarter from Spring 97 (on UA/LA datasets only)

COVERAGE: Applies to all respondents in employment and all other men aged 16-64 and woman aged 16-59 who said that health or disability problems limit the kind of paid work they can do.

NOTES: Broadbanding of HEALTH. This variable replaces HEABB(0-2) from Spring 1997.

INDSECS - Industry Sectors in second job (banded)

- (1) Agriculture & Fishing
- (2) Energy & Water
- (3) Manufacturing
- (4) Construction
- (5) Distribution, Hotels & Restaurants
- (6) Transport
- (7) Banking, Finance & Insurance
- (8) Public admin., Education & Health
- (9) Other Services
- (10) Workplace outside UK

FREQUENCY: Each quarter from Winter 93 (on UA/LA datasets only)

COVERAGE: Applies to all respondents in employment who have a regular additional job.

NOTES: Broadbanding of INDS92S.

SNGDEGB - Single subject of degree (banded)

- (1) Medicine
- (2) Medical related subjects
- (3) Biological Sciences
- (4) Agricultural Sciences
- (5) Physical/Environmental Sciences
- (6) Mathematical Sciences & Computing
- (7) Engineering
- (8) Technology
- (9) Architecture and related studies
- (10) Social Sciences
- (11) Business & Financial studies
- (12) Librarianship & Information studies
- (13) Linguistics, English, Celtic and Ancient
- (14) European Languages
- (15) Other Languages
- (16) Humanities
- (17) Arts
- (18) Education

FREQUENCY: Each quarter from Summer 97 (on UA/LA datasets only)

COVERAGE: Applies to all respondents who have a degree level qualification or equivalent (DEGREE = 1, 2, 3 OR QUALS = 8).

NOTES: Broadbanding of SNGDEG.

SYSTEM VARIABLES

System variables are included within the LFS questionnaire to aid the flow of the interview and provide additional information which is necessary for the procedure of the survey at subsequent waves, but is not collected for data purposes. Unless otherwise specified, they apply to all persons/households.

Households can be uniquely identified, and tracked through subsequent quarters by using QUOTA, WEEK, W1YR, QRTR, ADD, WAVFND & HHLID. Persons within a household are identified by RECNO.

NURSE - Whether living in NHS accommodation

- (1) **Persons in NHS accommodation**
- (-9) **Persons not in NHS accommodation**

FREQUENCY: Each quarter from Winter 92

NOTES: This variable should be used as a filter for an either/or response only.

HALLRES - Whether living in a hall of residence

- (1) **Yes**
- (2) **No**

FREQUENCY: Each quarter from Summer 96

COVERAGE: Applies to all respondents aged 16 or over.

NOTES: This is an interviewer check question (not asked of the respondent) to confirm whether there are any household members currently living in a hall of residence and therefore eligible to be interviewed as part of this household.

QUOTA - Stint number where interview took place

(1-223) **Stint number**

FREQUENCY: Each quarter from Spring 92

NOTES: The LFS sample is divided into 223 stints each week to be allocated to face-to-face interviews. See LFS User Guide volume 1 (Background and Methodology) for further information.

WEEK - Week number when interview took place

(1-13) **Week number**

FREQUENCY: Each quarter from Spring 92

NOTES: There are 13 weeks in each LFS quarter and this variables identifies which week in the quarter the interview took place.

W1YR - Year that address first entered survey

Single digit number corresponds to last digit of year, e.g. 5 for 1995.

FREQUENCY: Each quarter from Spring 92

QRTR - Quarter that address first entered survey

- (1) Spring, March - May
- (2) Summer, June - August
- (3) Autumn, September - November
- (4) Winter, December - February

FREQUENCY: Each quarter from Spring 92

NUMHLD - Number of households at address

- (1-81) Household number

FREQUENCY: Each quarter from Spring 92

NOTES: From Spring 92 to Summer 94 this variable was called NUMHLD on SPSS datasets. From Autumn 94, this variable is called NUMHLD on all formats.

ADD - Address number on interviewer address list

- (1-80) Address number

FREQUENCY: Each quarter from Spring 92

NOTES: This variable is for interviewers use and refers to the number of the address on their address list.

WAVFND - Wave at which household was first found

- (1-5) Wave number

FREQUENCY: Each quarter from Spring 92

NOTES: The household can change between waves because people move during their time in the survey. This variable allows a change of household to be identified.

HHLD - Household reference

- (1-81) Household reference

FREQUENCY: Each quarter from Spring 92

NOTES: At some addresses more than one household can be found. NUMHLD identifies the number of occupied households at a particular address whereas HHLD identifies which household (including vacant households) at that address the data refers to.

THISWV - Wave to which data refers

- (1-5) Wave number

FREQUENCY: Each quarter from Spring 92

REFWKD - Reference day for current interview

(1-31) Day number

FREQUENCY: Each quarter from Spring 92

REFWKM - Reference month for current interview

(1-12) Month number

FREQUENCY: Each quarter from Spring 92

REFWKY - Reference year for current interview

Two digits corresponding to last two digits of year, e.g. 95 for 1995

FREQUENCY: Each quarter from Spring 92

REFDTE - Reference date for current interview

YYMMDD - where Y is year, M is month, D is day e.g. 961225 for 25 December 1996

FREQUENCY: Each quarter from Autumn 96

NOTES: This variable is an alternative presentation of the information contained in REFWKD, REFWKM & REFWKY. This variable is not available on SuperCROSS.

RECNO - Record number

(1-15) Record number

FREQUENCY: Each quarter from Spring 92

NOTES: This variable is created automatically and establishes the sequence order of individual records.

PERSNO - Person number within household

(0-90) Person number within household

(91-97) Person number within halls of residence

FREQUENCY: Each quarter from Spring 92

NOTES: This variable should only be used for including or excluding persons in student halls of residence. Care should be taken as these are mainly proxy responses.

RESPNO - Person number of the person who completed the interview

(0-97) Person number

FREQUENCY: Each quarter from Spring 92

NOTES: At the end of each individual's interview the interviewer records the PERSNO of the person who completed the interview. Often proxy interviews are conducted, where someone else in the household will answer on behalf of the individual.

TYPINT - Telephone or face-to-face interview

- (1) Telephone
- (2) Face to face

FREQUENCY: Each quarter from Summer 97

NOTES: TYPINT relates to the current interview. Some questions are asked only at wave 1 with information rolled forward or checked at subsequent interviews, so users should be careful about attributing data to a telephone or face-to-face interview without checking first how the data are collected. See LFS User Guide volume 1 (Background and Methodology), section on “Fieldwork”.

HOUT - Household outcome

- (11) Full interview
- (12) Economically inactive
- (20) Partially co-operating household
- (31) Refusal to HQ letter
- (36) Outright refusal
- (37) Circumstantial refusal
- (41) Non-contact
- (51) No trace of address
- (52) Not yet built or under construction
- (53) Demolished or derelict
- (54) Vacant or being refurbished
- (55) Non residential or business only
- (56) Institution
- (57) Temporary accommodation/second residence
- (59) Directed not to sample at this address
- (60) Holiday home
- (61) Household no longer resident
- (62) Previously ineligible, now eligible
- (89) Household not finished with

FREQUENCY: Each quarter from Spring 97

LSTHO - Previous household outcome

- (11) Full interview**
- (12) Economically inactive**
- (20) Partially co-operating household**
- (31) Refusal to HQ letter**
- (36) Outright refusal**
- (37) Circumstantial refusal**
- (41) Non-contact**
- (51) No trace of address**
- (52) Not yet built or under construction**
- (53) Demolished or derelict**
- (54) Vacant or being refurbished**
- (55) Non residential or business only**
- (56) Institution**
- (57) Temporary accommodation/second residence**
- (59) Directed not to sample at this address**
- (60) Holiday home**
- (61) Household no longer resident**
- (62) Previously ineligible, now eligible**
- (89) Household not finished with**

FREQUENCY: Each quarter from Spring 97

WEIGHTS

CURRENT WEIGHTS

PERSON LEVEL WEIGHTS

PWT03 - Person weight

FREQUENCY: Each quarter from Spring 92

NOTES: Person weight for regional and UA/LA quarterly files.

In SuperCROSS an additional weight called PWTC03 is available. Please see note on page 2 for more information on SuperCROSS variables.

PIWT03 - Person income weight

FREQUENCY: Each quarter from Spring 92

NOTES: Person income weight for regional and UA/LA quarterly files only.

In SuperCROSS an additional weight called PIWTC03 is available. Please see note on page 2 for more information on SuperCROSS variables.

HOUSEHOLD LEVEL WEIGHTS

HHWT03 - Household weight

FREQUENCY: Spring quarters only from Spring 92 to Spring 94. Spring & Autumn quarters only from Spring 95

NOTES: Household weight for household quarterly files only.

PHHWT03 - Person household weight

FREQUENCY: Spring quarters only from Spring 92 to Spring 94. Spring & Autumn quarters only from Spring 95

NOTES: Person household weight for household quarterly files only. This weight appears on SuperCROSS files only.

FHHWT03 - Family household weight

FREQUENCY: Spring quarters only from Spring 92 to Spring 94. Spring & Autumn quarters only from Spring 95

NOTES: Family household weight for household quarterly files only. This weight appears on SuperCROSS files only.

WEIGHTS USED PRIOR TO THE 2003 RE-WEIGHTING EXERCISE

INTWT02 - Person weight

FREQUENCY: Each quarter from Spring 2000 to Autumn 03.

NOTES: Person weight for regional and UA/LA quarterly files only. The weights from Spring 2000 onwards are integers; prior to this period they were given up to 2 decimal places. This weight appear on SPSS & SAS files only.

INTIW02 - Person weight for income data

FREQUENCY: Each quarter from Spring 2000 to Autumn 03.

NOTES: Person income weight for regional quarterly files only. The weights from Spring 2000 onwards are integers; prior to this period they were given up to 2 decimal places. This weight appear on SPSS & SAS files only.

PWT - Person weight

FREQUENCY: Each quarter from Spring 92 to Autumn 03.

NOTES: Person income weight for regional and UA/LA quarterly files only. The weights from Spring 2000 onwards are integers; prior to this period they were given up to 3 decimal places. This weight appears on SuperCROSS files only.

In SuperCROSS and additional weight called PWTC is available. Please see note on page 2 for more information on SuperCROSS variables.

PIWT - Person weight for income data

FREQUENCY: Each quarter from Spring 92 to Autumn 03.

NOTES: Person income weight for regional quarterly files only. The weights from Spring 2000 onwards are integers; prior to this period they were given up to 3 decimal places. This weight appears on SuperCROSS files only.

In SuperCROSS and additional weight called PIWTC is available. Please see note on page 2 for more information on SuperCROSS variables.

CURRENT ALALFS WEIGHTS

PWT03 - Person weight

FREQUENCY: Every year from 2000

NOTES: Person weight for annual local area datasets.

In SuperCROSS an additional weight called PWTC03 is available. Please see note on page 2 for more information on SuperCROSS variables.

ALALFS WEIGHTS USED PRIOR TO THE 2003 RE-WEIGHTING EXERCISE

ISAMPWT - Initial sampling weight

ILLFSWT - Computed integer weight

FREQUENCY: Every year from 2000

NOTES: On annual local area datasets only.

INDEX**A**

AAGE	18
ACCDAY4	294
ACCDNT	293
ACCKIND	295
ACTHR	128
ACTHR2	162
ACTPOT	129
ACTUOT	129
ACTWKDY(1-7)	122
ADD	320
ADDJOB	169
ADLEARN	279
ADVHST	225
AECACT	72
AECACTR	72
AEDC2	255
AGE	17
AGEB	316
AGEDFE	17
AGEDFEB	316
AGES	18
AMARSTT	20
AOFL16	66
AOFL19	67
AOHL16	61
AOHL19	61
APPR4	241
APPREN	241
APPREN2	241
APPSAM	243
ATFRM2	164
ATFROM	112
ATRAIN	264
ATTEND	254
AWARE	296
AXFA	174
AXFB	174
AXPA	173
AXPB	173
AYFL19	67
AYHL19	61

B

BACTHR	130
BANDG	302
BANDG2	312
BANDN	304
BANDN2	315
BANK	145
BEFOR	201
BEFORF	202
BENFTS	203
BHNOTA	148
BHNOTB	148
BHNOTC	148
BHPAID	148
BNKHOL(01-12)	146

BNKHOLF	147
BONCMP(1-4)	308
BTEC	227
BUSHR	130

C

CAIND	54
CAMEYR	27
CANDG	229
CARADV	245
CARADV2	245
CASHFUL	73
CASHTIM	73
CCET	45
CCTC	209
CGNOW	252
CGQUL	270
CGY	261
CHATT(01-10)	298
CHINF(1-2)	298
CHPEO(1-9)	299
CHPRI(1-2)	298
CLAIMS	205
CMBDEG(01-12)	223
CMBMAIN	223
COMHRS4	138
COMMON	103
CONMPY	102
CONSEY	102
CONWKEV	144
COTH	299
COUNTRY	36
COURSE	256
COURSEY	258
CRY01	22
CRYO	25
CRYOX	26
CSE	227
CTRLWK	145
CTRM	299
CURCODE	253
CURCODEY	262
CURED	255
CYMR	29
CYMS	29
CYMU	28
CYMW	29

D

DAYSPPZ	140
DEGNOW	250
DEGQUL	269
DEGREE	222
DEGREE4	221
DEGY	259
DIFFHR	133
DIFJOB	169
DIFQUL	267
DIFQUL4	266

DISCURR	291
DLTYP	117
DOBD	18
DOBM	19
DOBY	19
DRFP	117
DRIVL	117
DTEOFBTH	19
DURUN	180
DURUN2	180
DVHRPNUM	58

E

ED13WK	263
ED1FUT	264
ED4WK	263
EDAGE	240
EDINS	257
ELWA	45
EMPLEN	102
EMPMON	102
ENROLL	254
ENROLLY	258
ERNCM(01-11)	307
ERNFILT	307
ETH01	30
ETHAS	31
ETHBL	32
ETHCEN15	32
ETHCEN6	33
ETHMX	31
ETHWH	31
EVDAY	141
EVEN3	277
EVENY	280
EVEROT	125
EVERWK	79
EVEVE	141
EVHM98	111
EVNGHT	141
EVSAT	144
EVSUN	144
EXTFU	65
EXTHRS	177
EXTOTH	177

F

FAMILY(1-4)	207
FAMILY03(1-3)	207
FAMUNIT	66
FDPCH15	67
FDPCH16	68
FDPCH19	68
FDPCH2	67
FDPCH4	67
FDPCH9	67
FEEIR(1-5)	275
FHHWT03	324
FLED9D	136

FLEX9D(1-3).....	137	HHWT03.....	324	INDM92S.....	154
FLEXW1.....	138	HIGHO.....	222	INDS92L.....	186
FLEXW2.....	138	HIQUAL.....	233	INDS92M.....	81
FLEXW3.....	139	HIQUAL4.....	232	INDS92S.....	155
FLEXW4.....	139	HIQUAL4D.....	234	INDSECS.....	318
FLEXW5.....	139	HIQUALD.....	234	INDSECT.....	82
FLEXW6.....	139	HITQUA.....	236	INECACA.....	70
FLEXW7.....	139	HITQUA4.....	235	INECACR.....	69
FLEXW8.....	139	HLDCMP.....	56	INTIW02.....	325
FLEXW9.....	140	HOHID.....	58	INTWT02.....	325
FMDP.....	59	HOLS.....	145	IOUTCOME.....	54
FMNDP.....	59	HOME.....	111	IREND2.....	21
FMPLUS.....	60	HOME2.....	163	ISAMPWT.....	326
FTPT.....	95	HOMED(1-3).....	111		
FTPTW.....	95	HOMED2(1-3).....	163	J	
FTPTWK.....	95	HOURLY.....	308	JBAWAY.....	78
FURN.....	63	HOURLY2.....	310	JOBEG.....	198
FUTUR13.....	263	HOURLY2.....	310	JOBED.....	264
FUTUR4.....	264	HOURPAY.....	303	JOBLRN(1-3).....	272
FUTYPE.....	65	HOUT.....	322	JOBTMP.....	97
		HOWGET.....	103	JOBTMP2.....	161
G		HOWTAX.....	208	JOBTRN.....	272
GCSE.....	226	HPRMB.....	284	JOBTYP.....	97
GCSEFUL(1-5).....	226	HRP.....	58	JOBTYP2.....	160
GNVNOW.....	251	HRPID.....	62	JSADUR.....	205
GNVNOW4.....	251	HRRATE.....	308	JSATYP.....	204
GNVQ.....	230	HRRATE2.....	310		
GNVQ4.....	230	HSNGGB(1-2).....	207	K	
GNVQUL.....	270	HSNGNI(1-2).....	208	KEYHOLD.....	239
GNVY.....	260	HST.....	225	KEYINT.....	239
GOBACK.....	294	HSTNOW.....	252		
GOR3.....	50	HSTQUL.....	271	L	
GORONE.....	51	HSTY.....	261	LAND96.....	63
GORWK.....	115			LANG.....	34
GORWK2.....	168	I		LANGD1.....	35
GORWK2R.....	167	ILLDAYS(1-7).....	122	LANGD2.....	35
GORWKR.....	115	ILLFRI.....	124	LANGESW.....	34
GOVTOF.....	37	ILLFSWT.....	326	LANGNI.....	34
GOVTOR.....	37	ILLMON.....	123	LANGSNC.....	34
GROSS99.....	301	ILLOFF.....	123	LEA.....	41
GROSSWK.....	303	ILLSAT.....	124	LEFTM.....	182
GRSEXP.....	302	ILLSUN.....	124	LEFTW.....	182
GRSPRD.....	301	ILLTHU.....	124	LEFTYR.....	181
GRSSWK.....	302	ILLTUE.....	123	LEISCL.....	276
GRSSWK2.....	313	ILLWED.....	123	LESPAY.....	170
		ILLWK.....	122	LESPAY2.....	177
H		ILLWRK.....	295	LESPAY3.....	177
HALLRES.....	319	ILODEFA.....	71	LEVQUAL.....	234
HDPCH19.....	61	ILODEFA5.....	72	LIKEWK.....	198
HEAL(01-17).....	286	ILODEFR.....	71	LIMITA.....	285
HEALB(1-5).....	317	ILODF5R.....	71	LIMITK.....	285
HEALIM.....	289	INCCHK.....	306	LIVTOG.....	20
HEALPB(01-10).....	290	INCNOW.....	301	LKFTPA.....	173
HEALTH.....	288	INCSUP.....	205	LKFTPC.....	173
HEALTHB.....	317	INDD92L.....	187	LKSELA.....	172
HEALYL.....	291	INDD92M.....	82	LKSELC.....	172
HEALYR.....	290	INDD92S.....	156	LKTIMA.....	201
HGHNOW.....	250	INDG92L.....	187	LKTIMB.....	201
HGHQUL.....	269	INDG92M.....	82	LKWFWM.....	190
HGHY.....	260	INDG92S.....	156	LKYT4.....	171
HHLD.....	320	INDM92L.....	186	LNLIM.....	284
HHTYPE.....	55	INDM92M.....	81	LOOK4.....	171
		INDM92O.....	216		

LOOKM(1-3)	169	NOYSTAT	211	PAIDHRU	126
LP	44	NSECM	100	PAYSSP	306
LSC	43	NSECM MJ	101	PDWAGE	89
LSSOTH	138	NSTAT	89	PENBEN(1-3)	207
LSTHO	323	NSTAT2	158	PENBEN3(1-3)	206
M		NSTATL	188	PERSNO	321
M3CRY	47	NTAXCRD(1-4)	208	PHHWT03	324
M3CRYO	48	NTCORGN(1-5)	209	PIWT	325
MAINDRV(1-9)	64	NTDEV3	279	PIWT03	324
MAINMA	196	NTKNW3	279	POTHR	127
MAINME	194	NTQUL3	278	PREFHR	170
MAINMS	195	NTSUP3	278	PRIVEH(01-10)	64
MANAG2	158	NUMAL	224	PRXREL	54
MANAGE	91	NUMAS	225	PUBLIC	84
MANAGER	90	NUMHLD	320	PUBLICR	84
MANAGLR	188	NUMILL	295	PWT	325
MARCHK	20	NUMOL	227	PWT03	324, 326
MARDY	20	NUMOL4	227	PYSLIP	309
MARSEX	21	NUMSCE	225	Q	
MARSTT	19	NURSE	319	QALPL99	237
MATLVE	133	NVQHI	265	QGCSE	226
METHAL(01-14)	193	NVQKN2	253	QGCSE4(1-5)	226
METHM	197	NVQLE2	253	QGNVQ	229
METHMP(01-11)	191	NVQLEV	230	QLPLO99	237
METHPY	309	NVQLEY	261	QRTR	320
METHSE(1-6)	192	NVQQUL	265	QUALCH(1-3)	218
MODAPP	242	NVQSAM	265	QUALCH4(1-4)	217
MODAPP4	242	NVQSVQ	230	QUALS(01-23)	220
MOVED	73	NVQUN	231	QUALS4(01-11)	219
MPNE02	92	NVQUN2	253	QULADV(1-9)	244
MPNES02	159	O		QULFUT	244
MPNLR02	189	OMCONT	94	QULHI	247
MPNR02	91	OMROLE	94	QULHI4	246
MPNS02	93	ONCONV	138	QULHIY	259
MPNSR02	159	ONETEN	93	QULNOW	244
MPNSS02	160	OTHWP	93	QUOTA	319
N		OTWPNO2	94	R	
NATIDB	27	OVABL	179	RDIC92	108
NATIDE	27	OVHRS	178	RDMPNO2	107
NATIDI	27	OVNST	178	RDOCOD	109
NATIDO	28	OVRTME	308	RECNO	321
NATIDS	28	OVSKHR	178	REDANY	105
NATIDW	28	OVST	178	REDCLOS	105
NATION	22	OWNBUS	78	REDCLS	109
NATO	23	OYCIRC	210	REDIND	106
NATOX	24	OYCRY	52	REDINDY	109
NDTYPE	75	OYCRYO	53	REDINDYR	108
NDTYPE4	74	OYEQM3	50	REDMNGE	106
NET99	304	OYFTPT	213	REDMPN2	107
NETPRD	305	OYMNGE	211	REDOCC	106
NETWK	305	OYMPE02	212	REDP(1-3)	105
NETWK2	315	OYMPR02	212	REDPAID	104
NEWDEA4	75	OYMPS02	213	REDSOLO	107
NEWDEAL	75	OYSIND	210	REDSTAT	105
NEWQUL	265	OYSOCC	210	REDSUPV	106
NOCUST	94	OYSOLO	212	REDUND	104
NOLOKF	199	OYSTAT	211	REDYLFT	104
NOLOOK	199	OYSUPVI	211	REFDTE	321
NOWANT	199	P		REFWKD	321
NOWNTF	200	PAIDHRA	128	REFWKM	321

REFWKY.....	321	SIC800.....	216	TECY.....	260
REG3.....	49	SIC80S.....	153	TELEQA.....	111
REGONE.....	51	SINCOM.....	222	TELEQB.....	112
REGWK.....	114	SKDSBN(1-7).....	206	TELQA2.....	163
REGWK2.....	166	SKDSBN3(1-7).....	206	TELQB2.....	163
REGWK2R.....	165	SLEARN(1-3).....	256	TEMLN.....	98
REGWKR.....	113	SMESIT.....	112	TEN96.....	62
RELBUS.....	78	SMEST2.....	164	THISWV.....	320
RELH96.....	57	SMSXFU.....	66	THRS.....	282
RELHFU.....	66	SNGDEG.....	222	TLEC99.....	42
RELHRP.....	57	SNGDEGB.....	318	TMEOFF.....	296
RELIG.....	33	SOC2KAP.....	242	TMPPAY.....	103
RELP.....	33	SOC2KL.....	183	TOTAC1.....	128
RENT96.....	62	SOC2KM.....	87	TOTAC2.....	129
RESBBY.....	46	SOC2KO.....	214	TOTFU.....	59
RESMTH.....	46	SOC2KR.....	110	TOTHR.....	131
RESPNO.....	321	SOC2KS.....	151	TOTNUM.....	59
RESTEM.....	99	SOCLAST.....	183	TOTUS1.....	126
RESTEMR.....	98	SOCMAIN.....	87	TOTUS2.....	127
RESTME.....	46	SOCONE.....	214	TOTXFU.....	60
ROAD.....	293	SOCSEC.....	151	TPBEN3(1-8).....	203
RSA.....	228	SOLO.....	92	TPBN01(1-8).....	204
RSANOW.....	252	SOLO2.....	160	TPURP.....	282
RSAQUL.....	270	SOLOLR.....	189	TRATIR.....	274
RSAY.....	261	SOLOR.....	92	TRDSAME.....	118
S					
SAMELAD.....	116	START.....	200	TREFEMP.....	117
SAMQUL.....	266	STAT.....	89	TREFT(01-10).....	118
SC2KLMJ.....	183	STAT2.....	158	TRHR93.....	276
SC2KLMN.....	184	STATLR.....	188	TRLEAVE.....	117
SC2KMMJ.....	87	STATR.....	89	TRNDAY.....	275
SC2KMMN.....	88	STUCUR.....	255	TRNFEE(1-5).....	274
SC2KOMJ.....	214	SUBCOD(1-8).....	238	TRNLN.....	275
SC2KOMN.....	215	SUMHRS.....	134	TRNOPP.....	272
SC2KSMJ.....	151	SUPVIS.....	90	TRONJB.....	276
SC2KSMN.....	152	SUPVIS2.....	158	TRSITE.....	273
SCHM04.....	74	T			
SCHM99.....	74	T4CODE.....	283	TRVDRV.....	121
SCNOW.....	251	T4HRS.....	282	TRVMTH.....	120
SCNTGA.....	314	T4PURP.....	283	TRVTME.....	120
SCQUL.....	270	T4WORK.....	283	TTACHR.....	131
SCTVEC.....	228	TAUT4.....	282	TTUSHR.....	130
SCY.....	260	TAUTMT3.....	278	TUCOV.....	149
SECEX.....	311	TAUTMTY.....	281	TUPRES.....	149
SECGA.....	311	TAUTOT3.....	278	TWORK.....	282
SECGB.....	312	TAUTOTY.....	281	TYEMPS.....	172
SECGRO.....	310	TAUTPR3.....	277	TYPHST.....	225
SECJMB.....	157	TAUTPRY.....	280	TYPILL.....	296
SECJMBR.....	157	TAUTQ3.....	277	TYPINT.....	322
SECJOB.....	150	TAUTSK3.....	277	TYPVEH(01-10).....	64
SECNET.....	314	TAUTSKY.....	280	U	
SECTOR.....	85	TAUTSUM.....	281	UACNTY.....	38
SECTRO.....	86	TAXFUT3(1-5).....	209	UALA.....	39
SECTRO03.....	85	TCODE.....	281	UALADGB.....	40
SELF(1-4).....	90	TDIFEMP.....	118	UALD3.....	40
SEX.....	17	TDIFT(1-6).....	119	UALDO.....	40
SHCONV.....	136	TEACH(1-3).....	224	UALDWK.....	40
SHFTWK99.....	135	TEACH4(1-6).....	224	UALDWK2.....	40
SHFTYP.....	135	TECLEC.....	76	UNDABL.....	177
SIC80L.....	185	TECLEC4.....	76	UNDEMP.....	175
SIC80M.....	80	TECNOW.....	250	UNDHRS.....	175
		TECQUL.....	269	UNDNST.....	176
				UNDSKHR.....	176

UNDDST	176	YERQAL1	238
UNDDY98(1-9)	175	YERQAL2	238
UNEMBN(1-2)	204	YERQAL3	238
UNION	149	YLESS	132
UNWYMN	176	YMORE	132
UOTHR	127	YNOTFT	96
URESMD	36	YPAYL	306
USESPL	309	YPAYM	307
USEVEH	64	YPTCIA	96
USGRS99	303	YPTJOB	96
USNET99	305	YSTART	200
USUGPAY	303	YSTRTF	200
USUHR	126	YTETJB	77
USUNPAY	306	YTETMP	76
USUWRK1	140	YVARY99	304
USUWRK2	140		
USUWRK3	140		

V

VARWKHR	137
VARYHR	133
VCQPLO	237
VOCQPL	237

W

W1YR	319
WAIT	198
WAVFND	320
WCHDAY(1-7)	141
WCHFR	142
WCHJB	293
WCHJB3	297
WCHMO	141
WCHSA	142
WCHSU	142
WCHTH	142
WCHTU	142
WCHWE	142
WEEK	319
WHYTMP	97
WKFRI	143
WKMON	143
WKPART1	96
WKSAT	144
WKSUN	144
WKTHU	143
WKTUE	143
WKWED	143
WNLEFT	181
WNLEFT2	181
WRKAGN2	294
WRKAGN3	297
WRKING	78

X

XDISDDA	292
XFMDC	60
XFMNDC	60
XR(00-15)	58

Y

Y2JOB	150
-------------	-----

DETAILS OF LFS VARIABLES **2005**

CONTENTS

Section	Page
Information About This Guide	1
List of Variables by Subject	3
Individual Demographics	19
Household Characteristics	65
Family Characteristics	82
Economic Activity	86
Main Job	97
Second Job	171
Seeking/Not Seeking Work	190
ILO Unemployment	201
Benefit Entitlement	226
Employment Twelve Months Ago	233
Education and Training	246
Health	324
Child Care	338
Income	341
Broadbanded Variables	357
System Variables	360
Weights	365
Index	368

INFORMATION ABOUT THIS GUIDE

This edition completely replaces the 2004 version. It contains all the LFS variable information contained on that version plus details of all the variables in 2005 datasets, as well as more up-to-date information and additional notes to some older variables. Information on old LFS variables, between the years 1992 and 2002 can be found in the 2002 version of Volume 3.

NA's and DNA's

Unless otherwise specified in this guide, the coding for “no answer” (NA) and “does not apply” (DNA) are -8 and -9 respectively.

Multi-Response Variables

Multiple response items are questions that can have more than one value for an individual case. This form of question is very useful when respondents are required to select a number of items from a list of possible answers.

The LFS makes use of a number of such questions. For example, ILLDAYS which asks respondents to identify on which day or days of the week they were off work due to sickness or injury. As a week contains seven days, answers to ILLDAYS are stored in one or more of seven separate variables, ILLDAYS1 to ILLDAYS7. Answers are recorded sequentially, so the first answer is held in ILLDAYS1, the second in ILLDAYS2 and so on. A code, one to seven, Monday to Sunday, is used within each variable to distinguish each day.

Some multi-response variables may be “ranked”, in a particular order. QUALS4 is an example of such a variable, where the respondent's highest qualification is recorded in QUALS401, their second highest in QUALS402, and so on.

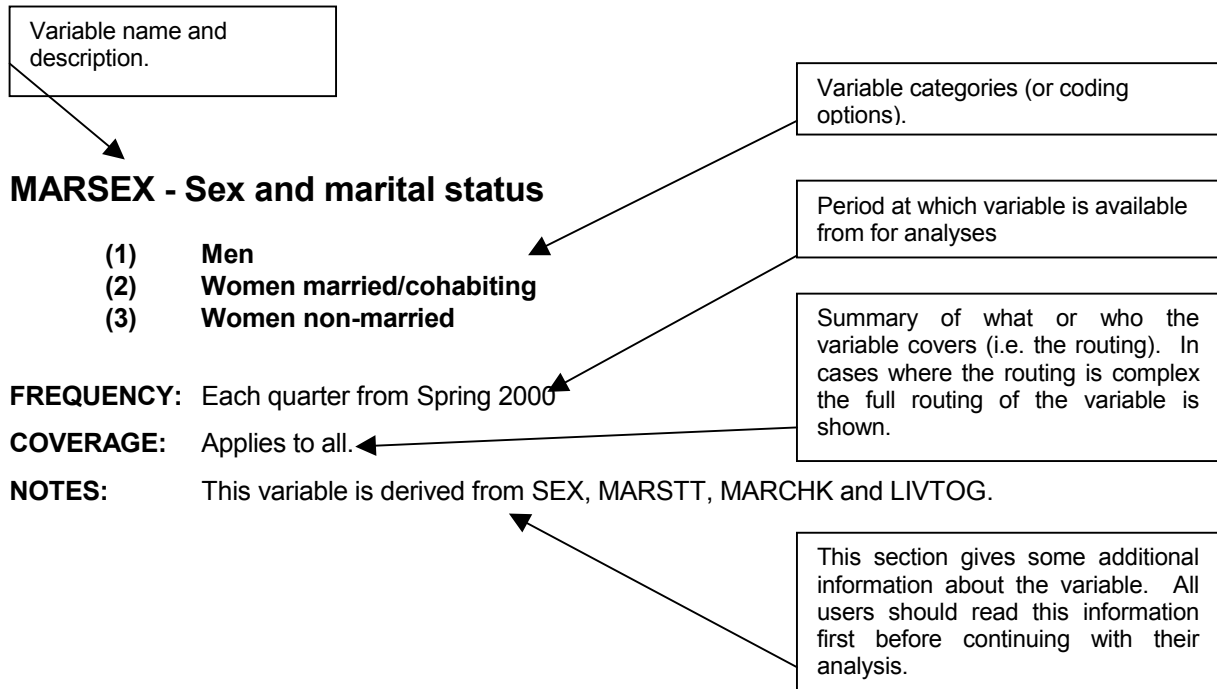
The structure of such variables means that users need to adjust their analysis accordingly e.g. to arrive at the total number of people sick on a Friday you would need to sum answers from ILLDAYS1 to ILLDAYS7. Some data analysis packages have multiple response tools that can assist in this.

Below are a list of all the multi-response variables in the Labour Force Survey:

ACTWKDY(1-7)	HEAL(01-17)	PENBEN(1-3)	TAXFUT3(1-5)
ADCRES(1-4)	HEALB(1-5)	PENBEN3(1-3)	TDIFT(1-6)
	HEALPB(01-10)	PRIVEH(01-10)	TEACH(1-3)
BNKHOL(01-12)	HOMED(1-3)		TEACH4(1-6)
BONCMP(1-4)	HOMED2(1-3)	QGCSE4(1-5)	TPBN01(1-8)
	HSNGGB(1-2)	QLSTYR(01-11)	TPBEN3(1-8)
CHATT(01-10)		QUALCH(1-3)	TREFT(01-10)
CHATT5(01-10)	ILLDAYS(1-7)	QUALCH4(1-4)	TRNFEE(1-5)
CHINF(1-2)		QUALCH5(1-5)	TYPHST(1-5)
CHCRES(1-4)	JOBLRN(1-3)	QUALS(01-23)	TYPVEH(01-10)
CHPEO(1-9)			
CHPRI(1-2)	LOOKM(1-3)	QUALS4(01-11)	UNDY98(1-9)
CMBDEG(01-12)		QULADV(1-9)	UNEMBN(1-2)
	METHAL(01-14)		
ERNCM(01-11)	METHMP(01-11)	REDP(1-3)	WCHDAY(1-7)
	METHSE(1-6)		
FEEIR(1-5)	MAINDRV(1-9)	SELF(1-4)	XR(00-15)
FLEX9D(1-3)		SKDSBN(1-7)	
FAMILY(1-4)	NATLDE(1-6)	SKDSBN3(1-7)	
FAMILY03(1-3)	NATLDS(1-6)	SLEARN(1-3)	
	NATLDW(1-6)	SUBCOD(1-8)	
GCSEFUL (1-5)	NOLOWA(01-10)	SUBNO(1-8)	
	NTAXCRD(1-4)		
	NTCORGN(1-5)		

Layout of Variable Information

All variables in this guide are laid out using the same format as follows:



SuperCROSS variables

All Labour Force Survey data is now available in SuperCROSS format. SuperCROSS allows the tabulation of large datasets, processing and presenting the data in a variety of easily understood formats. To do this, variables in SuperCROSS are presented in a slightly different way.

Variables with the 's' suffix (e.g. ACTHRS) are in the summation options (where only numeric variables are stored) and can be used to calculate averages (continuous numeric) or other maths functions may be applied.

Variables with the 'c' suffix (e.g. ACTHRC) are cross classification variables and appear in the fields box. These are mostly used for re-codes (e.g. banded hours), cross tabulations or filtering.

Variables with the 'm' suffix (e.g. ACTWKDYM) are multi-coded variables combined to create a new variable that considers more than one response to the same question.

Please check variable notes for SuperCROSS variable names.

LIST OF VARIABLES BY SUBJECT**INDIVIDUAL DEMOGRAPHICS 19****MAIN CHARACTERISTICS 19**

SEX - Sex of respondent.....	19
AGE - Age of respondent.....	19
AGEDFE - Age of respondent at preceding 31 August.....	19
AGES - Age groups in 5 year intervals.....	20
WRKAGE - Working age.....	20
AAGE - Age group.....	20
DOBD - Date of birth day.....	21
DOBM - Date of birth month.....	21
DOBY - Date of birth year.....	21
DTEOFBTH - Date of birth.....	21
MARSTT - Marital status.....	22
AMARSTT - Marital status.....	22
MARDY - Married/cohabiting.....	22
MARCHK - Whether spouse is household member.....	22
LIVTOG - Whether living together as couple.....	23
MARSEX - Sex and marital status.....	23
IREND2 - Religious denomination.....	23

NATIONALITY, NATIONAL IDENTITY, COUNTRY OF BIRTH 24

NATION - Nationality.....	24
CRY01 - Country of birth.....	24
NATO - Nationality (other).....	25
NATOX - Nationality (other).....	26
CRYO - Country of birth.....	27
CRYOX - Country of birth (other).....	28
CAMEYR - Year of arrival in the UK.....	29
NATLDE(1-6) - National Identity - England.....	29
NATLDS(1-6) - National Identity - Scotland.....	29
NATLDW(1-6) - National Identity - Wales.....	30
NATIDB - Whether British national identity.....	30
NATIDE - Whether English national identity.....	30
NATIDI - Whether Irish national identity.....	30
NATIDS - Whether Scottish national identity.....	31
NATIDW - Whether Welsh national identity.....	31
NATIDO - Whether other national identity.....	31
CYMU - Understand spoken Welsh.....	31
CYMS - Speak Welsh.....	32
CYMR - Read Welsh.....	32
CYMW - Write Welsh.....	32

ETHNICITY, RELIGION, ENGLISH AS A SECOND LANGUAGE 33

ETH01 - Ethnic group.....	33
ETHWH - White ethnic group.....	34
ETHMX - Mixed ethnic group.....	34
ETHAS - Asian ethnic group.....	34
ETHBL - Black ethnic group.....	35
ETHCEN15 - Ethnicity revised.....	35
ETHCEN6 - Ethnicity revised.....	36
RELIG - Religion.....	36
RELP - Whether practising religion.....	36
LANGESW - First language at home.....	37
LANGNI - First language at home.....	37
LANGSNC - First language at home.....	37
LANG - First language at home.....	37
LANGD1 - Language difficulties keeping/finding job.....	38
LANGD2 - Language difficulties causing problems with education.....	38

RESIDENTIAL DETAILS 39

COUNTRY - Country within UK.....	39
GB - Great Britain.....	39
URESMC - Region of usual residence.....	40
GOVTOR - Government Office regions.....	41
GOVTOF - Government Office Regions - Summary.....	41
GOVTOF2 - Government Office Regions (2 & 3 combined).....	42

UACNTY - Unitary Authority / County Level	43
UALA - Unitary Authority / Local Authority	44
UALADGB - Unitary Authorities and LADs of Great Britain.....	45
UALD3 - Place of residence three months ago	45
UALDO - Place of residence one year ago	45
UALDWK - Place of work.....	45
UALDWK2 - Place of work in second job	45
DZONE - Scottish Data Zones.....	45
NUTS2 - NUTS level 2	46
NUTS3 - NUTS level 3	46
OACODE - Census output areas.....	46
PCA - Parliamentary constituency area.....	46
SOA1 - Lower layer super output area	46
SOA2 - Middle layer super output area.....	47
TTWA - Travel to work area	47
URIND - Urban/Rural indicator.....	47
WARD03 - Ward 2003.....	47
WARD98 - Ward 98.....	48
WADC91 - 1991 Census ward code.....	48
WADO91 - 1991 ONS ward code.....	48
LEA - Local Education Authorities	49
TLEC99 - Training and enterprise councils	50
LSC - Learning and skills councils.....	51
LP - Learning Partnerships	52
LPCODE - Learning Partnerships.....	53
CCET - Community Consortia for Education and Training.....	54
ELWA - Education and Learning Wales.....	54
RESTME - Length of time at this address	55
RESMTH - Months at this address	55
RESBBY - Whether respondent is baby.....	55
M3CRY - Place of residence 3 months ago	56
M3CRYO - Country of residence 3 months ago.....	57
REG3 - Region of residence 3 months ago.....	58
GOR3 - Region of residence 3 months ago	59
OYEQM3 - Whether living at same address 12 months ago.....	59
REGONE - Region of residence 12 months ago.....	60
GORONE - Region of residence 12 months ago	60
OYCRY - Country of residence 12 months ago.....	61
OYCRYO - Country of residence 12 months ago.....	62
RESPONSE DETAILS	63
CAIND - Child/Adult indicator.....	63
IOUTCOME - Individual outcome	63
PRXREL - Type of proxy response.....	64
HOUSEHOLD CHARACTERISTICS	65
STRUCTURE	65
HHTYPE - Type of household.....	65
HLDCMP - Composition of household.....	66
RELH96 - Relationship to head of household	67
RELHRP - Relationship to HRP	67
HRP - Household reference person.....	68
DVHRPNUM - Person number of HRP.....	68
HOHID - Head of household identification.....	68
XR(00-15) - Relationship to person	68
TOTNUM - Total number of eligible people in household	69
TOTFU - Total number of family units in household.....	69
FMDP - Number of family units in household with dependent children only.....	69
FMNDP - Number of family units in household with non-dependent children only.....	69
FMPLUS - Total number of family units with more than one person.....	70
TOTXFU - Total number of extended families in household	70
XFMDP - Total number of extended family units in household with dependent children only.....	70
XFMNDC - Total number of extended family units in household with non-dependent children only.....	70
NFAMHH - Total number of family units in household	71
NPERSFM - Total number of eligible people in family unit	71
NPERSHH - Total number of eligible people in household.....	71
HDPCH19 - Number of dependent children in household aged under 19.....	71
HDPCH4 - Number of children in household aged 4 years or less.....	71

HDC515 - Number of children in household aged between 5 and 15 years	72
HDPCH18 - Number of children in household aged between 16 and 18 years	72
AOHL16 - Age of oldest dependent child in household aged under 16	72
AOHL19 - Age of oldest dependent child in household aged under 19	72
AYHL19 - Age of youngest dependent child in household aged under 19	72
HOUSEHOLD COMPOSITION	73
HNWKAGE - Number of people in household who are of working age	73
HNPEN - Number of people in household who are of pensionable age	73
HEACOMB - Household economic activity	73
HEAHEAD - Economic activity of head of family unit	73
HEAWIFE - Economic activity of wife of family unit	74
HNDK - Number of people in household whose basic economic activity is not known	74
HNEMP - Number of people in household who are employed	74
HNUNEMP - Number of people in household who are unemployed	74
HNINAC05 - Number of people in household who are inactive	74
HNINACT - Number of people in household who are inactive	75
HNFTSTUD - Number of people in household who are full-time students	75
HNOTSTUD - Number of people in household who are not full-time students	75
HNFTIME - Number of people in household who are working full-time	75
HNPTIME - Number of people in household who are working part-time	76
HNIWSTU - Number of people in household who are inactive, would like work but currently students	76
HNIWSKD - Number of people in household who are inactive, would like work but currently sick/injured/disabled	76
HNIWDSC - Number of people in household who are inactive and would like work but discouraged from seeking work	76
HNIWFAM - Number of people in household who are inactive, would like work but looking after family/home ..	77
HNWOTH05 - Number of people in household who are inactive for other reasons but would like to work	77
HNIWOTH - Number of people in household who are inactive for other reasons but would like to work	77
HNNOWK05 - Number of people in household who are inactive and do not want work	77
HNINOWK - Number of people in household who are inactive and do not want work	78
HOUSING TENURE	79
HRPID - Respondent accommodation responsibility	79
TEN96 - Accommodation details	79
RENT96 - Accommodation tied to job	79
LAND96 - Landlord of accommodation	80
FURN - Whether accommodation furnished	80
ACCESS TO MOTOR VEHICLES	81
USEVEH - Own or use motor vehicle	81
TYPVEH(01-10) - Type of vehicle	81
MAINDRV(1-9) - Driver with most mileage	81
PRIVEH(01-10) - Ownership of vehicle	81
FAMILY CHARACTERISTICS	82
STRUCTURE	82
FUTYPE - Type of family unit	82
EXTFU - Extended family unit	82
SMSXFU - Same sex family unit	83
FAMUNIT - Family unit number	83
RELHFU - Relationship to head of family	83
AOFL16 - Age of oldest dependent child in family under 16	83
AOFL19 - Age of oldest dependent child in family under 19	84
AYFL19 - Age of youngest dependent child in family under 19	84
FDPCH2 - Number of dependent children in family aged under 2	84
FDPCH4 - Number of dependent children in family aged between 2 & 4	84
FDPCH9 - Number of dependent children in family aged between 5 & 9	84
FDPCH15 - Number of dependent children in family aged between 10 & 15	84
FDPCH16 - Number of dependent children in family aged under 16	85
FDPCH19 - Number of dependent children in family aged under 19	85
ECONOMIC ACTIVITY	86
BASIC ECONOMIC ACTIVITY	86
INECAC05 - Basic economic activity (ILO definition) (reported)	86
INECACR - Basic economic activity (ILO definition) (reported)	87
INECACA - Basic economic activity (ILO definition)	88

ILODEFR - Basic economic activity (ILO definition) (reported).....	89
ILODEFA - Basic economic activity (ILO definition)	89
ILODF5R - Basic economic activity (ILO definition) (reported)	90
ILODEFA5 - Basic economic activity (ILO definition)	90
AECACTR - Economic activity (reported).....	91
AECACT - Economic activity.....	91
MOBILE WORKFORCE	92
MOVED - Whether moved because of job relocation	92
CASHTIM - Contribution to cost of move from employer	92
CASHFUL - Full cost of move covered by employer.....	92
GOVERNMENT TRAINING SCHEMES	93
SCHM04 - Government employment and training programme.....	93
SCHM99 - Whether of Government employment or training schemes	93
NDTYPE4 - New Deal participants	93
NDTYPE - Identifies participants on New Deal specifically for either lone parents or the disabled	94
NEWDEA4 - Type of New Deal option	94
NEWDEAL - New Deal option	94
TECLEC4 - On scheme run by a TEC or LEC	95
TECLEC - Whether on scheme run by a TEC or a LEC	95
YTETMP - YT, ET, TEC schemes.....	95
YTETJB - Whether had paid job in addition to scheme	96
MAIN JOB	97
WORKING IN REFERENCE WEEK	97
WRKING - Whether did paid work in reference week.....	97
JBAWAY - Whether temporarily away from paid work.....	97
OWNBUS - Whether doing unpaid work for own business.....	97
RELBUS - Whether doing unpaid work for relative's business	97
EVERWK - Ever had a paid job or place on scheme	98
INDUSTRY CONVERSION VARIABLE	99
SIC80M - To compare SIC92 codes to SIC80 codes	99
INDUSTRY SIC92	100
INDM92M - Industry in main job.....	100
INDS92M - Industry division in main job	100
INDD92M - Industry class in main job.....	101
INDG92M - Industry group in main job	101
INDSECT - Industry sectors in main job	101
PRIVATE OR PUBLIC SECTOR	102
PUBLICR - Whether working in public or private sector (reported)	103
PUBLIC - Whether working in public or private sector	103
SECTOR - Whether working for private firm or business.....	104
SECTRO03 - Type of non-private organisation	104
SECTRO - Types of non-private organisations	105
OCCUPATION	106
SOCMAIN - Occupation in main job	106
SOC2KM - Occupation (main job)	106
SC2KMMJ - Major occupation group (main job).....	106
SC2KMMN - Minor occupation group (main job).....	107
EMPLOYMENT STATUS	108
STAT - Employment status	108
STATR - Employment status in main job (reported).....	108
NSTAT - Employment status in main job.....	108
PDWAGE - Whether paid a salary or wage by an employer	108
SELF(1-4) - Other methods of payment aside from receiving a salary or wage direct from an employer	109
HWLNG - Time respondent has been away from job	109
FIFSAL - Amount of wage receiving when away from job.....	109
SUPVIS - Responsible for supervising	109
MANAGER - Managerial status (reported)	110
MANAGE - Managerial duties or supervising	110
MPNR02 - Number of employees at workplace (reported)	110
MPNE02 - How many employees at work	111
SOLOR - Self-employed with or without employees (reported)	111
SOLO - Working alone or employees.....	111

MPNS02 - How many (s)he employed	112
ONETEN - Number (1 - 10) of employees working for self employed person	112
OTHWP - Whether employer has any other workplaces in the UK (apart from the one the respondent actually works at)	112
OTWPN02 - Number of employees in total in the UK	113
OMCONT - Whether owns business or has a controlling interest in company worked for.....	113
OMROLE - Whether having authority to hire or dismiss employees	113
NOCUST - Number of customers which a self employed respondent has.....	113
FTPTW - Whether working full or part time (employees and self employed people only)	114
FTPT - Whether working full or part time.....	114
FTPTWK - Whether full or part time in main job	114
YPTJOB - Reason for part time job	115
PTNCRE - Reasons for part-time work.....	115
YNOTFT - Reason not wanting full time job	115
YPTCIA - Reason part-time work.....	115
WKPART1 - Type of part-time work pattern	116
JOBTYP - Whether job permanent	116
JOBTMP - Reason for job not being permanent	116
WHYTMP - Reason for taking non-permanent job.....	116
TEMLN - Length of non-permanent job.....	117
RESTEMR - Reason job is temporary (reported).....	117
RESTEM - Reason job is temporary.....	118
NSECM - NS-SEC category (main job)	119
NSECMJ - NS-SEC class (main job)	120
CURRENT EMPLOYMENT	121
EMPMON - Months continuously employed	121
EMPLEN - Length of time continuously employed	121
CONMPY - Year started working with current employer	121
CONSEY - Year started as continuously self employed	121
CONMON - Month started current job	122
HOWGET - How current job was obtained.....	122
TMPCON - Whether respondent has contract with employment agency	123
TMPPAY - Who paid for temporary work.....	123
REDUNDANCY WITHIN LAST 3 MONTHS	124
REDUND - Whether made redundant in last three months	124
REDPAID - Left paid job in last 3 months.....	124
REDYLF - Reason left last job	124
REDYRS - Reason regarding care services for leaving job	125
REDANY - Whether made redundant from any other job in last 3 months	125
REDSTAT - Status in job (made redundant from).....	125
REDCLOS - Reason for leaving job left in last three months.....	125
REDP(1-3) - Type of payment received.....	126
REDIND - Whether industry made redundant from is same as previously stated.....	126
REDOCC - Whether occupation made redundant from is same as previously stated.....	126
REDSUPV - Supervisory responsibility.....	126
REDMNGE - Managerial duties (redundant)	127
RDMPNO2 - Number of employees at work (redundant).....	127
REDSOLO - Work alone or employees.....	127
REDMPN2 - Number (s)he employed	128
RDIC92 - Industry made redundant from.....	128
REDINDYR - Industry made redundant from (reported)	129
REDINDY - Industry made redundant from	129
REDCLS - Industry class made redundant from	130
RDOCOD - Occupation made redundant from if different from previously stated	130
SOC2KR - Occupation made redundant from.....	130
HOME WORKERS	131
HOME - Whether working from home in main job.....	131
EVHM98 - Whether doing paid or unpaid work at home in main job.....	131
HOMED(1-3) - Worked at least one FULL day at home in reference week in main job.....	131
TELEQA - Used both telephone and computer to carry out work at home.....	131
TELEQB - Whether possible to work at home without using both telephone and computer	132
ATFROM - Who working for from home	132
SMESIT - Type of work done from home.....	132
LOCATION	133
REGWKR - Region of place of work (reported).....	133
REGWK - Region of place of work	134
GORWKR - Region of place of work	135

GORWK - Region of place of work	135
SAMELAD - Whether lives and works in same Local Authority District	136
TRANSPORT AS A BARRIER TO EMPLOYMENT	137
DRIVL - Current UK driving licence	137
DRFP - Full or Provisional licence	137
DLTYP - Type of driving licence	137
TRLEAVE - Left job because of transport problems	137
TREFEMP - Turned down job because of transport problems	137
TREFT(01-10) - Type of transport difficulties	138
TDIFEMP - Transport problems now	138
TRDSAME - Same problems as before	138
TDIFT(1-6) - Type of transport difficulties	139
TRAVEL TO WORK	140
TRVTME - Usual home to work travel time in minutes	140
TRVMTH - Usual method of travel to work	140
TRVDRV - Use of car/van/minibus/works van to travel to work	141
SICKNESS	142
ACTWKDY(1-7) - Days scheduled to work	142
ILLWK - Had days off work because sick or injured	142
ILLDAYS(1-7) - Days had off sick or injured	142
ILLOFF - Number of days off sick in reference week	143
ILLMON - Whether off work sick on a Monday	143
ILLTUE - Whether off work sick on a Tuesday	143
ILLWED - Whether off work sick on a Wednesday	143
ILLTHU - Whether off work sick on a Thursday	144
ILLFRI - Whether off work sick on a Friday	144
ILLSAT - Whether off work sick on a Saturday	144
ILLSUN - Whether off work sick on a Sunday	144
HOURS	145
EVEROT - Whether ever work paid or unpaid overtime	145
TOTUS1 - Total usual hours worked excluding lunch breaks (no overtime)	146
USUHR - Usual hours worked excluding overtime	146
PAIDHRU - Paid hours (based on usual hours per week)	146
POTHR - Usual hours of paid overtime	147
UOTHR - Usual hours of unpaid overtime	147
TOTUS2 - Usual hours worked including overtime	147
TOTAC1 - Total actual hours worked (no overtime)	148
ACTHR - Actual hours worked excluding overtime	148
PAIDHRA - Paid Hours (based on actual hours per week)	148
ACTPOT - Actual hours of paid overtime	149
ACTUOT - Actual hours of unpaid overtime	149
TOTAC2 - Actual hours worked including paid and unpaid overtime	149
BUSHR - Total usual hours worked in main job (excluding overtime)	150
TTUSHR - Total usual hours worked in main job (including overtime)	150
BACTHR - Basic actual hours in main job (per week)	150
TTACHR - Total actual hours worked in main job in reference week	151
TOTHR - Total hours worked in reference week	151
YLESS - Reason worked fewer hours than usual in reference week	152
YMORE - Reason for working more weekly hours	152
MATLVE - Status of maternity leave	153
VARYHR - Whether weekly hours tend to vary	153
DIFFHR - Whether hours different from usual in reference week	153
SUMHRS - Total actual hours worked in main and second job	154
EMPLOYMENT PATTERN	155
SHFTWK99 - Whether shift work done in respondents main job	155
SHFTYP - Type of shift pattern	155
SHCONV - Whether shift pattern is inconvenient	156
FLED9D - Type of agreed work arrangement	156
FLEX9D(1-3) - Type of agreed work arrangement	157
VARWKHR - Type of working hours pattern	157
COMHRS4 - Type of flexi-time arrangement	158
ONCONV - Whether zero-hours contract work is inconvenient	158
LSSOTH - Time off flexi or annual	158
FLEXW1 - Whether respondent works flexi-time	158
FLEXW2 - Whether respondent works to annualised hours contract	158
FLEXW3 - Whether respondent works to a term time working agreement	159

FLEXW4 - Whether respondent's work involves job sharing.....	159
FLEXW5 - Whether respondent works a nine day fortnight.....	159
FLEXW6 - Whether respondent works a four and a half day week.....	159
FLEXW7 - Whether respondent works zero hours contract.....	159
FLEXW8 - Whether respondent works none of the working patterns described.....	159
FLEXW9 - Whether respondent does not know which agreed working arrangements are worked.....	160
DAYSPZ - Number of different days per week worked.....	160
USUWRK1 - Respondents usual pattern of work.....	160
USUWRK2 - Respondents usual pattern of work.....	160
USUWRK3 - Respondents usual pattern of work.....	160
EVDAY - Whether respondent ever works during the day.....	161
EVEVE - Whether respondent ever works during the evening.....	161
EVNGHT - Whether respondent ever works at night.....	161
WCHDAY(1-7) - Which days of the week respondent usually works on.....	161
WCHMO - Whether respondent usually works Monday.....	161
WCHTU - Whether respondent usually works Tuesday.....	162
WCHWE - Whether respondent usually works Wednesday.....	162
WCHTH - Whether respondent usually works Thursday.....	162
WCHFR - Whether respondent usually works Friday.....	162
WCHSA - Whether respondent usually works Saturday.....	162
WCHSU - Whether respondent usually works Sunday.....	162
WKMON - Whether worked on a Monday.....	163
WKTUE - Whether worked on a Tuesday.....	163
WKWED - Whether worked on a Wednesday.....	163
WKTHU - Whether worked on a Thursday.....	163
WKFRI - Whether worked on a Friday.....	163
WKSAT - Whether worked on a Saturday.....	164
WKSUN - Whether worked on a Sunday.....	164
EVSAT - Whether respondent ever works on a Saturday.....	164
EVSUN - Whether respondent ever works on a Sunday.....	164
CONWKEV - Whether evening, night or weekend work is inconvenient.....	164
CTRLWK - Type of control over work schedule.....	165
HOLS - Number of days of paid holiday entitlement.....	165
BANK - Whether respondent worked (in their main job) on any Bank or Public holidays during the period 1 st Dec to 31 st Aug.....	165
BNKHOL(01-12) - Which Bank or Public holidays respondent worked on in last year.....	166
BNKHOLF - How many Bank or Public Holidays did respondent work on in past year.....	168
BHPAID - Whether paid for working on Public Holidays.....	168
BHNOTA - Whether paid at least basic rate for Public holidays not worked.....	168
BHNOTB - Whether paid at least basic rate for Public holiday not worked.....	168
BHNOTC - Reason for not being paid at least basic rate on public holidays not worked in last year.....	169
UNION REPRESENTATION	170
UNION - Whether trade union or staff association member*.....	170
TUPRES - Whether other people at workplace are members of trade union or staff association*.....	170
TUCOV - Whether agreements between trade union and employer affect pay and conditions*.....	170
SECOND JOB	171
REFERENCE – SECOND JOB	171
SECJOB - Whether had second job in reference week.....	171
Y2JOB - Whether had 2 jobs because of a change of job in reference week.....	171
OCCUPATION IN SECOND JOB	172
SOCSEC - Occupation in second job.....	172
SOC2KS - Occupation in second job.....	172
SC2KSMJ - Major occupation group (second job).....	172
SC2KSMN - Minor occupation group (second job).....	173
INDUSTRY IN SECOND JOB: CONVERSION VARIABLE	174
SIC80S - To compare SIC92 codes to SIC80 codes.....	174
INDUSTRY IN SECOND JOB – SIC92	175
INDM92S - Industry in second job.....	175
INDS92S - Industry division in second job.....	176
INDD92S - Industry class in second job.....	177
INDG92S - Industry group in second job.....	177
EMPLOYMENT STATUS IN SECOND JOB	178
SECJMBR - Employment status in second job (reported).....	178

SECJMB - Employment status in second job	178
STAT2 - Employment status in second job (reported)	179
NSTAT2 - Employment status in second job	179
SUPVIS2 - Supervisory responsibility in second job	179
MANAG2 - Managerial duties in second job (reported)	179
MPNSR02 - Number of employees second job (reported)	180
MPNES02 - Number of employees where worked second job	180
SOLO2 - Working alone or employees in second job (reported)	181
MPNSS02 - Number of people employed self in second job	181
JOBTP2 - Permanency of second job	181
JOBTMP2 - How second job not permanent	182
HOURS IN SECOND JOB	183
ACTHR2 - Actual hours in second job including overtime	183
HOME WORKERS – SECOND JOB	184
HOME2 - Whether working from home in additional job	184
HOMED2(1-3) - Work at least one day at home in reference week	184
TELQA2 - Whether respondent uses both a telephone and a computer to carry out work at home	184
TELQB2 - Whether possible to work at home without using both telephone and computer	184
ATFRM2 - Who working for from home in additional job	185
SMEST2 - Type of work done from same grounds etc in additional job	185
LOCATION OF SECOND JOB	186
REGWK2R - Region of workplace for second job (reported)	186
REGWK2 - Region of workplace for second job	187
GORWK2R - Region of workplace for second job (reported)	188
GORWK2 - Region of workplace for second job	189
SEEKING/NOT SEEKING WORK	190
REASON FOR SEEKING A REPLACEMENT/ADDITIONAL PAID JOB	190
DIFJOB - Whether looking for different or additional paid job or business	190
ADDJOB - Whether seeking replacement or additional job	190
LOOKM(1-3) - Reasons for looking for different job	190
PREFHR - Preferred working hours in new job being looked for	191
LESPAY - Whether accept less pay for shorter hours in new job being sought	191
WHETHER LOOKING	192
LOOK4 - Whether looking for paid work in last four weeks	192
LKYT4 - Whether looking for a place on a Government scheme in last four weeks	192
EMPLOYMENT STATUS	193
TYEMPS - Type of employment sought	193
LKSELA - Whether looking for work as employee or self employed	193
LKSELC - Will be starting work as an employee or self-employed	193
LKFTPA - Whether looking for full or part time work	194
LKFTPC - Will be starting full or part time work	194
AXPA - Whether would accept part time work	194
AXPB - Whether would have accepted part time work	194
AXFA - Whether would accept full time work	195
AXFB - Whether would have accepted full time work	195
UNDEREMPLOYMENT	196
UNDEMP - Whether would like to work longer hours, at current basic rate of pay, given the opportunity	196
UNDHRS - Number of extra hours would like to work	196
UNDY98(1-9) - Reasons for not looking for additional or different job with longer hours	196
UNWYMN - Main reason for not looking for additional or different job with longer hours	197
UNDST - Whether available to start working longer hours, or start a job with longer hours, within next two weeks	197
UNDNST - Reason unable to start new job in two weeks	197
UNDSKHR - Approached employer about working more hours	197
UNDABL - Whether employer able to increase hours	198
EXTHRS - Main reason for not taking up extra hours with current employer	198
LESPAY2 - Whether prefer to work shorter hours than at present in current job	198
LESPAY3 - Whether would work shorter hours for less pay	198
OVHRS - How many fewer hours would you like to work	199
OVST - Could start new job working shorter hours in two weeks	199
OVNST - Main reason couldn't start in two weeks	199
OVSKHR - Approached employer about working fewer hours each week	199
OVABL - Employer able to let you work shorter hours	200

ILO UNEMPLOYMENT	201
<i>WHEN LEFT LAST JOB</i>	201
DURUN - Duration of unemployment	201
DURUN2 - Duration of unemployment	201
WNLEFT - When left last job	202
WNLEFT2 - When left last job	202
LEFTYR - Year left last job	202
LEFTM - Month left last job	203
LEFTW - Whether left last job in reference week	203
<i>OCCUPATION IN LAST JOB</i>	204
SOCLAST - Occupation in last job	204
SOC2KL - Occupation (last job)	204
SC2KLMJ - Major occupation group (last job)	204
SC2KLMN - Minor occupation group (last job)	205
<i>INDUSTRY IN LAST JOB – CONVERSION VARIABLE</i>	206
SIC80L - To compare SIC92 codes to SIC80 codes	206
<i>INDUSTRY IN LAST JOB – SIC92</i>	207
INDM92L - Industry in last job	207
INDS92L - Industry division in last job	207
INDD92L - Industry class in last job	208
INDG92L - Industry group in last job	208
<i>EMPLOYMENT STATUS IN LAST JOB</i>	209
STATLR - Employment status last job (reported)	209
NSTATL - Employment status in last job	209
MANAGLR - Managerial status last job (reported)	209
MPNLR02 - Number of employees last job (reported)	210
SOLOLR - Self-employed with or without employees last job (reported)	210
<i>MAIN METHODS OF SEEKING WORK</i>	211
LKWFWM - Main method of looking for work in the last four weeks	211
METHMP(01-11) - Method of looking for work (employees or Government scheme)	212
METHSE(1-6) - Method of looking for work (self employment)	213
METHAL(01-14) - Method of looking for work (no preference)	214
MAINME - Method of looking for work (employees or Government scheme)	215
INETME - Use internet to look for work	215
MAINMS - Method of looking for work (self employment)	216
MAINMA - Method of looking for work (no preference)	217
METHM - Main method of looking for work	218
<i>AVAILABILITY TO START WORK</i>	219
WAIT - Whether waiting to take up job	219
JOBBER - Whether will be starting new job	219
LIKEWK - Whether would like work	219
NOLOWA (01-10) - Reasons for not looking for work in last 4 weeks	220
NOLWM - Main reason not looking for work in last 4 weeks	220
NOLWF - Not looking for work because of looking after family/home	220
NWNCRE - Reasons for not looking for work	221
NOLOOK - Reason not looking for work	221
NOLOKF - Not looking for work because of looking after family/home details	221
NOWANT - Reason not looking for work	222
NOWNTF - Not wanting work because of looking after family/home details	222
START - Whether could start work within the next two weeks	222
YSTART - Reason why could not start work within two weeks	222
YSTRTF - Cannot start work within two weeks because of looking after family/home details	223
FUTWK - Whether respondent thinks they will work in the future	223
FWKWEN - When respondent might work in the future	223
<i>DETAILS OF JOB SEARCH</i>	224
LKTIMA - How long looking for work	224
LKTIMB - How long looking for work	224
BEFOR - Activity before starting to look for work	224
BEFORF - Family/home commitments before looking for work	225
BENEFIT ENTITLEMENT	226
BENFTS - Whether claiming any State Benefits/Tax credits	226

TPBEN3(1-8) - Type of benefit claimed	226
TPBN01(1-8) - Type of benefit or Tax Credit claimed	227
UNEMBN(1-2) - Type of unemployment related benefit claiming	227
JSATYP - Type of Job Seeker's Allowance	227
JSADUR - Length of time claiming Job Seekers Allowance and/or NI Credits	228
CLAIMS - Whether claiming unemployment related benefits	228
INCSUP - Whether claiming income support in reference week	228
SKDSBN3(1-7) - Type of sickness or disability benefit claimed	229
SKDSBN(1-7) - Type of sickness or disability benefit received	229
PENBEN3(1-3) - Type of state pension claimed	229
PENBEN(1-3) - Whether receiving state retirement pension	230
FAMILY03(1-3) - Type of family related benefit claimed	230
FAMILY(1-4) - Type of family related benefit received	230
HSNGGB(1-2) - Whether receiving Housing Benefit or Council Tax Benefit (GB)	230
HSNGNI - Whether receiving rent or rate rebate (NI)	231
NTAXCRD(1-4) - Tax credit payments	231
HOWTAX - How tax credit paid	231
CCTC - Child care tax credit	232
NTCORGN(1-5) - Benefit received before current tax credit	232
TAXFUT3(1-5) - Whether awaiting claim for a tax credit	232

EMPLOYMENT TWELVE MONTHS AGO..... 233

SITUATION TWELVE MONTHS AGO..... 233

OYCIRC - Circumstances twelve months ago	233
OYSIND - Whether working for same firm twelve months ago	233
OYSOCC - Whether current occupation same as twelve months ago	233
OYSTAT - Employee or self-employed 1 year ago (reported)	234
NOYSTAT - Employment status twelve months ago	234
OYSUPVI - Supervisory responsibilities 1 year ago	234
OYMNGE - Managerial duties 1 year ago (reported)	234
OYMPR02 - Number of employees at workplace 1 year ago (reported)	235
OYMPE02 - Number of employees where worked 1 year ago	235
OYSOLO - On own or with employees 1 year ago (reported)	235
OYMPS02 - Number of people employed 1 year ago	236
OYFTPT - Full or part time in job twelve months ago	236

OCCUPATION TWELVE MONTHS AGO..... 237

SOCONE - Occupation twelve months ago	237
SOC2KO - Occupation 1 year ago	237
SC2KOMJ - Major occupation group 1 year ago	237
SC2KOMN - Occupation 1 year ago – minor group	238

INDUSTRY TWELVE MONTHS AGO..... 239

INDM92O - Industry twelve months ago (SIC92)	239
SIC80O - Industry division twelve months ago (SIC92) - conversion to SIC80	239

RECONCILIATION BETWEEN WORK & FAMILY LIFE..... 240

USCHCA - Main type of childcare used when working	240
RGCHCA - Whether respondent regularly cares for children without pay	240
RGADCA - Whether respondent regularly cares for ill/disabled adults without pay	240
CHGWLF - Whether respondent wishes to change work/life balance	241
CHCWKM - Can't change hours due to lack of childcare services	241
CHCRES(1-4) - Reasons regarding childcare for not working	241
CHCRESM - Main reason regarding childcare for not working	241
LACCHC - When there is a lack of childcare services	242
ADCWKM - Can't change hours due to lack of adult care services	242
ADCRES(1-4) - Reasons regarding adult care services for not working	242
ADCRESM - Main reason regarding adult care services for not working	242
LACADC - When there is a lack of adult care services	243
SPCHCA - Special arrangements made to care for children	243
NTSTCH - No suitable childcare services to replace usual	243
DFCHSE - Main difficulty finding alternative childcare	243
VARWF - Possible to vary start/end of working day for family reasons	244
FAMWKT - Possible to take whole days off for family reasons	244
FAMSKT - Time off for family reasons without using holidays	244
SPLREM - Was time off taken as special leave	244
PARLEA - Whether taken Parental leave	245

PARLTY - How Parental leave was taken	245
PARLRM - Was Parental Leave paid or not	245
NOPARL - Main reason for not taking Parental Leave	245

EDUCATION AND TRAINING 246

QUALIFICATIONS 246

QUALCH5(1-5) - Holds educational/training qualifications from	246
QUALCH4(1-4) - Holds educational/training qualifications	247
QUALCH(1-3) - Person in employment with qualifications	247
QUALS4(01-11) - Type of qualification already held	248
QLSTYR(01-11) - Qualification gained in last 12 months	249
QUALS(01-23) - Type of qualifications respondents have (starting with highest)	250
DEGREE4 - Type of degree already held	251
DEGREE - Type of degree	252
HIGHO - Type of higher degree	252
SINCOM - Whether degree is single or combined subject	252
SNGDEG - Subject of single subject degree	252
CMBDEG(01-12) - Subject areas of combined subject degree	253
CMBMAIN - Main subject area studied in qualification	253
DEGCLS - Class of degree achieved	254
TEACH4(1-6) - Type of teaching qualifications already held	254
TEACH(1-3) - Type of teaching qualification	255
NUMAL - Number of A levels or equivalent	255
NUMSCE - Number of SCE highers	255
NUMAS - Number of A-S levels	255
TYPHST(1-5) - Highest National Qualification	256
ADVHST - Whether respondent has one or more Advanced Higher	256
HST - Whether respondent has three or more Highers	256
WLSHBC - Level of Welsh Baccalaureate	256
QGCSE4(1-5) - Type of GCSE or equivalent held below grade C/1	257
QGCSE - Whether respondent has any GCSEs below grade C, or SCE Standard Grades 4-7, or O Grades below grade C, or CSEs below grade 1	257
GCSEFUL(1-5) - Type of GCSE or equivalent held above grade C/1	257
GCSE - Whether respondent has any GCSEs grade C or above, or SCE Standard Grades 1-3, or O Grades grade C or above, or CSEs grade 1	257
CSE - Whether respondent has any CSEs at grade 1	258
NUMOL5 - Number of O level/GCSE passes etc already held	258
NUMOL5O - Number of O level, GCSE etc passes held if less than 5	258
NUMOL5F - Number of O level, GCSE etc passes held if 5 or more	258
NUMOL4 - Number of O-level, GCSE etc passes already held	259
NUMOLI - Numol imputed	259
NUM5UP - Numol - uplifted number with 5 or more GCSE's	259
NUMOL - Number of O levels or equivalent	260
BTEC - Highest BTEC qualification	260
SCTVEC - Highest SCOTVEC qualification	260
RSA - Highest RSA	261
CANDG - Highest City and Guilds qualification	261
QGNVQ - Whether respondent has any GNVQs/GSVQs	262
GNVQ4 - Type of highest GNVQ/GSVQ already held	262
GNVQ - Highest GNVQ/GSVQ	262
NVQSVQ - Whether respondent has any full NVQs or SVQs	263
NVQLEV - Highest level of full NVQs or SVQs	263
NVQUN - Whether respondent has any units towards NVQs or SVQs	263

HIGHEST QUALIFICATION 264

HIQUAL5 - Highest qualification/trade apprenticeship	264
HIQUAL4 - Highest qualification/trade apprenticeship	266
HIQUAL4I - Hiqua4 imputed	267
HIQUAL - Highest qualification	268
HIQUAL5D - Highest qualification (detailed grouping)	269
HIQUAL4D - Highest qualification (detailed grouping)	269
HIQUAL4DI - Hiqua4d imputed	269
HIQUALD - Highest qualification (detailed grouping)	270
LEVQUAL5 - Level of highest qualification held	270
LEVQUAL - Level of highest qualification held	270
LEVQUALI - Levqual imputed	271
HITQUA5 - Highest qualification training leads to	272
HITQUA4 - Highest qualification training leads to	273

HITQUA - Highest qualification being worked for	274
QALPL99 - How highest qualification obtained	275
QLPLO99 - Way highest qualification obtained	275
VOCQPL - How highest vocational qualification obtained	275
VCQPLO - Way highest vocational qualification obtained	275
YERQAL1 - When obtained highest qualification	276
YERQAL2 - Age obtained highest qualification	276
YERQAL3 - Year obtained highest qualification	276
SUBCOD(1-8) - Area of study	276
SUBNO(1-8) - Qualification at subcod1-8	277
KEY SKILLS QUALIFICATIONS	278
KEYHOLD - Any Key Skills qualifications	278
KEYINT - Intending to study for Key Skills	278
AGE COMPLETED FULL-TIME EDUCATION	279
EDAGE - Age when completed full time education	279
APPRENTICESHIP	280
APPR4 - Recognised trade apprenticeship	280
APPREN - Recognised trade apprenticeship	280
APPREN2 - Apprenticeship discontinued in last year	280
MODAPP4 - Whether apprenticeship part of Modern Apprenticeship	281
MODAPP - Whether apprenticeship forms part of Modern Apprenticeship scheme	281
SOC2KAP - Occupation in apprenticeship	281
APPSAM - Apprenticeship part of main job	282
CURRENT STUDY	283
QULNOW - Whether working or studying towards a qualification	283
QULFUT - Back to education in next 12 months	283
QULADV(1-9) - Advice on learning or training classes	283
CARADV - Offered career advice whilst studying	284
CARADV2 - Sought career advice whilst studying	284
QULHI4 - What highest qualification current study towards	285
QULHI - Type of qualification being studied for	286
DEGNOW - Level of degree	289
HGHNOW - Type of higher degree studied for	289
TECNOW - Level of BTEC/EdExcel/LQL	289
SCNOW - Level of SCOTVEC/SCOTEC/SCOTBEC	290
GNVNOW4 - Level GNVQ/GSVQ current study towards	290
GNVNOW - Level of GNVQ/GSVQ	290
RSANOW - Level of RSA	291
CGNOW - Level of City & Guilds	291
HSTNOW - Level at which studying for National qualification	291
NVQKN2 - Whether working towards any NVQs or SVQs	292
NVQLE2 - Highest level of NVQs or SVQs being worked towards	292
NVQUN2 - Whether respondent has units towards full NVQ/SVQ	292
CURCODE - Area of study	292
TYPE OF COURSE	293
ENROLL - Whether enrolled on education course	293
ATTEND - Whether still attending education course	293
CURED - Current education received	294
AEDC2 - Education	294
STUCUR - Whether full-time student	294
COURSE - Type of course all persons are enrolled	295
SLEARN(1-3) - Type of activity used on training	295
EDINS - Type of educational establishment currently being attended	296
QUALIFICATIONS STUDIED FOR IN THE PAST 12 MONTHS	297
ENROLLY - Enrolled on course (excluding leisure) in last year	297
COURSEY - Type of course enrolled on in last year	297
QULHIY - Highest qualification studied for in last year	298
DEGY - Type of degree studied for in last year	298
HGHY - Type of higher degree studied for in last year	299
TECY - Level of BTEC/BEC/TEC studied for in last year	299
SCY - Level of SCOTVEC/SCOTEC/SCOTBEC studied for in last year	299
GNVY - Level of GNVQ/GSVQ studied for in last year	299
RSAY - Level of RSA studied for in last year	300
CGY - Level of City & Guilds studied for in last year	300
HSTY - Level of National Qualification studied for in last year	300
NVQLEY - Highest level of NVQ/SVQ studied for in last year	300

CURCODEY - Subject of highest course studied for in last year	301
RECENTLY COMPLETED TRAINING	302
ED13WK - Job related training or education in the last 3 months	302
FUTUR13 - Job related training or education in the last 13 weeks	302
ED4WK - Job related education or training in last 4 weeks	302
FUTUR4 - Job related education or training in the last 4 weeks	303
ATRAIN - Training	303
ED1FUT - Job related training in last week	303
JOBED - Was training part of the education course previously mentioned	303
QUALIFICATIONS FROM STUDY IN LAST 4 WEEKS	304
NEWQUL - Whether education will lead to a qualification	304
NVQQUL - Whether education will lead to an NVQ or SVQ	304
NVQSAM - Check on whether NVQ/SVQ was reported earlier in questionnaire	304
NVQHI - Highest level of NVQ/SVQ education or training leads to	304
SAMQUL - Check on whether qualification was reported earlier in questionnaire	305
DIFQUL4 - Type of qualification 4 week job related training leads to	305
DIFQUL - Type of qualification being studied for (not reported earlier)	306
DEGQUL - Type of degree	308
HGHQUL - Type of higher degree studied for in last 4 weeks	308
TECQUL - Level of BTEC/EdExcel/LQL	308
SCQUL - Level of SCOTVEC/SCOTEC/SCOTBEC	309
GNVQUL5 - Level of GNVQ/GSVQ	309
GNVQUL - Level of GNVQ/GSVQ	309
RSAQUL - Level of RSA	309
CGQUL - Level of City & Guilds	310
HSTQUL - National qualification currently studying	310
ON AND OFF THE JOB TRAINING	311
TRNOPP - Education or training offered	311
JOBTRN - Education & training on or off job	311
JOBLRN(1-3) - Type of training done in last 4 weeks	311
TRSITE - Main place of education or training in work	312
TRATIR - Place of education and training in NI	313
TRNFEE(1-5) - Who pays the fees for training	313
FEEIR(1-5) - Who pays fees for training (NI)	314
TRNLEN - Length of training course	314
TRNDAY - Training course less than 1 week long	314
TRHR93 - Time spent on training	315
TRONJB - Time spent training on the job	315
LEISCL - Whether taken part in any other leisure or education classes in previous 4 weeks (i.e. not job related)	315
LEISHRS - Number of hours instruction at leisure/education classes	315
EDHRS - Number of hours spent in taught courses/leisure	316
ADULT LEARNING	317
TAUTQ3 - Whether has been on a taught course which has lead (would have led) to qualifications	317
TAUTSK3 - Whether has been on a taught course, designed to help develop skills for a job	317
TAUTPR3 - Whether attended any courses / had tuition in driving, playing a musical instrument, an art or craft, sport or practical skill	317
EVEN3 - Whether attended evening classes	317
TAUTMT3 - Whether carried out any work on own using materials provided by employer, college, commercial organisation or other training provider	318
TAUTOT3 - Whether has been on any other taught courses or received tuition in anything	318
NTQUL3 - Whether studied for qualifications without taking part in a taught course	318
NTSUP3 - Whether received supervised training while actually doing a job	318
NTDEV3 - Whether spent any time keeping up to date with developments in the type of work you do without taking a course (i.e. reading books, journals)	319
NTKNW3 - Whether improved knowledge / taught yourself a skill or studied for a qualification without taking part in a taught course	319
ADLEARN - Type of adult learning	319
TAUGHT EDUCATION OUTSIDE THE REGULAR EDUCATION SYSTEM	320
TAUTSKY - Taught courses in last year for skills	320
TAUTPRY - Attended courses or received instruction in last year	320
EVENY - Attended evening classes in last year	320
TAUTMTY - Any learning with package in last year	320
TAUTOTY - Any other taught courses or instruction in last year	321
TAUTSUM - Number of taught courses in last year	321
TCODE - Subject of most recent course or tuition	321

THRS - Number of hours instruction in last year for most recent course.....	321
TPURP - Purpose of most recent course or instruction	321
TWORK - Was most recent course during work hours	322
TAUT4 - Any taught course in last 4 weeks	322
T4HRS - Number of hours spent on course	322
T4CODE - Main subject of course	322
T4PURP - Main purpose of training	322
T4WORK - Whether training during work hours.....	323
HEALTH	324
<i>HEALTH PROBLEMS</i>	324
HPRMB - Prompt to ask health questions	324
LNLIM - Whether health problem lasting more than 12 months	324
LIMITK - Whether health problem affects the kind of paid work respondent might have done.....	325
LIMITA - Whether health problem affects the amount of paid work that can be done	325
HEAL(01-17) - What health problems does the respondent have.....	326
HEALTH - Main health problem	328
HEALIM - Whether health problem limits activity	329
HEALYR - Any other past health problems or disabilities that have lasted longer than a year.....	330
HEALPB(01-10) - Health problems/disabilities that affected respondent in the past	330
HEALYL - Whether past health problems or disabilities limited activity.....	331
DISCURR - Current disability	331
XDISDDA - Unadjusted DDA disabled [READ NOTES BEFORE USING THIS VARIABLE].....	332
<i>ACCIDENTS</i>	333
ACCDNT - Whether had work related accident in previous 12 months.....	333
ROAD - How injury was caused.....	333
WCHJB - Job title check	333
GOBACK - How soon able to start work after road accident.....	334
ACCDAY4 - How soon after accident did you go back to work.....	334
WRKAGN2 - Circumstances when returning to work following accident.....	334
ACCKIND - How accident happened.....	335
ILLWRK - Whether in past 12 months, has suffered any (other) illness, disability or physical or mental problem caused or made worse by job or work done in the past.....	335
NUMILL - Number of illness caused or made worse by work in last 12 months.....	335
TYPILL - Type of illness caused or made worse by work in last 12 months.....	336
AWARE - When first aware of this illness	336
TMEOFF - Total time off work in last 12 months as a result of illness caused or aggravated by work.....	336
WRKAGN3 - Done do any of the following in last 12 months as a result of illness caused or aggravated by work	337
WCHJB3 - Job caused or made illness worse (previously mentioned).....	337
CHILDCARE	338
CHATT5(01-10) – Child attendance type	338
CHATT(01-10) - Child attendance type	338
CHINF(1-2) - Infant school class.....	339
CHPRI(1-2) - Primary school class	339
CTRM - Reference week school period.....	339
CHPEO(1-9) - Other carers.....	340
COTH - Other type of childcare.....	340
INCOME	341
<i>GROSS INCOME</i>	342
INCNOW - Prompt to ask income questions.....	342
GROSS99 - Gross pay before deductions	342
GRSPRD - Period covered by last (gross) pay.....	342
GRSEXP - Gross pay expected	343
BANDG - Weekly - monthly - annual pay bands	343
GRSSWK - Gross weekly pay in main job.....	343
GROSSWK - Gross weekly earning (percentiles) - full/part time employees in main job	344
HOURLPAY - Average gross hourly pay	344
USGRS99 - Whether gross pay last received is the same as that received each similar period.....	344
USUGPAY - What is usual pay received for period covered by last pay	344
<i>NET INCOME</i>	345
NET99 - What is take home pay after deductions.....	345

YVARY99 - Reason pay varies	345
BANDN - Weekly - monthly - annual pay bands	345
NETWK - Net weekly pay in main job	346
NETPRD - Period covered by last net pay	346
USNET99 - Whether last net pay was usual net pay for period covered by payment	346
USUNPAY - What would usual amount of net pay for period be	347
INCCHK - Interviewer check question: whether the amount recorded as net earnings being greater than gross earnings is correct	347
YPAYL - Reason for pay being less than usual	347
PAYSSP - Whether received Statutory Sick Pay	347
YPAYM - Reason for pay being more than usual	348
ERNFILT - Whether last pay contained any additions to basic pay	348
ERNCM(01-11) - Payments included in last gross pay	348
BONCMP(1-4) - Which type of bonus did pay contain	349
HOURLY - Whether paid a fixed hourly rate	349
HRRATE - What is basic hourly rate	349
OVRTME - At what rate is overtime paid	349
METHPY - Usual method of payment	350
PYSLIP - Whether pay slip usually received	350
USESLP - Type of documentation used to check income detail	350
GROSS INCOME - SECOND JOB	351
HOURLY2 - Paid fixed hourly rate in second job	351
HRRATE2 - Basic hourly rate in second job	351
SECGRO - Gross pay before deductions	351
SECGA - Period of gross earnings (2nd Job)	352
SECEX - Expected gross earnings	352
SECGB - Period of expected earnings	353
BANDG2 - Weekly - monthly - annual pay bands	353
GRSSWK2 - Gross weekly pay in second job	354
NET INCOME - SECOND JOB	355
SECNET - Net pay after deductions	355
SCNTGA - Net pay period of earnings	355
BANDN2 - Weekly - monthly - annual pay bands (2nd job)	356
NETWK2 - Net weekly pay in 2nd job	356
BROADBAND VARIABLES	357
AGEB - Age band	357
AGEDFEB - Band age at preceding 31 August	357
HEALB(1-5) - Respondent's health problems (banded)	358
HEALTHB - Health problems which affect respondent the most (banded)	358
INDSECS - Industry Sectors in second job (banded)	359
SNGDEGB - Single subject of degree (banded)	359
SYSTEM VARIABLES	360
NURSE - Whether living in NHS accommodation	360
HALLRES - Whether living in a hall of residence	360
QUOTA - Stint number where interview took place	360
WEEK - Week number when interview took place	360
W1YR - Year that address first entered survey	360
QTR - Quarter that address first entered survey	361
NUMHLD - Number of households at address	361
ADD - Address number on interviewer address list	361
WAVFND - Wave at which household was first found	361
HLD - Household reference	361
THISWV - Wave to which data refers	361
REFWKD - Reference day for current interview	362
REFWKM - Reference month for current interview	362
REFWKY - Reference year for current interview	362
REFDTE - Reference date for current interview	362
RECNO - Record number	362
PERSNO - Person number within household	362
RESPNO - Person number of the person who completed the interview	362
HSERIAL - Number that uniquely identifies a household	363
FUSERIAL - Number that uniquely identifies a family unit	363
TYPINT - Telephone or face-to-face interview	363
HOUT - Household outcome	363

LSTHO - Previous household outcome 364

WEIGHTS..... 365

***CURRENT WEIGHTS*..... 365**

PWT03 - Person weight 365
 PIWT03 - Person income weight 365
 HHWT03 - Household weight 365
 PHHWT03 - Person household weight 365
 FHHWT03 - Family household weight 365

***WEIGHTS USED PRIOR TO THE 2003 RE-WEIGHTING EXERCISE*..... 366**

INTWT02 - Person weight 366
 INTIW02 - Person weight for income data 366
 PWT - Person weight 366
 PIWT - Person weight for income data 366

***CURRENT ALALFS WEIGHTS*..... 367**

PWT03 - Person weight 367

***ALALFS WEIGHTS USED PRIOR TO THE 2003 RE-WEIGHTING EXERCISE*..... 367**

ISAMPWT - Initial sampling weight 367
 ILLFSWT - Computed integer weight 367

INDIVIDUAL DEMOGRAPHICS

MAIN CHARACTERISTICS

SEX - Sex of respondent

- (1) Male
- (2) Female

FREQUENCY: Each quarter from Spring 92

COVERAGE: Applies to all respondents.

AGE - Age of respondent

(0-99) Age of respondent

FREQUENCY: Each quarter from Spring 92

COVERAGE: Applies to all respondents.

NOTES: Ages over 99 are coded as 99. Text labels are not available for this variable.

The person's age at the end of the reference week is calculated by the computer at the time of the interview. If a person's birthday occurs in the month in which the interview takes place any discrepancies are resolved by checking whether their birthday falls before or after the end of the reference week. Babies under 1 year of age are coded as 0. Age is not re-asked after wave one but it is automatically updated by the laptop based on the date of birth. The one occasion checking is done is when some element of the household box was estimated at the previous wave.

In SuperCROSS an additional variable called AGECE is available. See note on page 2 for more information on SuperCROSS variables.

AGEDFE - Age of respondent at preceding 31 August

(0-99) Age at preceding 31 August

FREQUENCY: Each quarter from Spring 92

COVERAGE: Applies to all respondents.

NOTES: This variable is derived from DOBM, DOBD, REFWKM, REFWKD & AGE. It is used for education purposes (schooling age). It is quarter specific in that the precise derivation differs each quarter.

In SuperCROSS an additional variable called AGEDFEC is available. See note on page 2 for more information on SuperCROSS variables.

AGES - Age groups in 5 year intervals

- (1) 0-4yrs
- (2) 5-9yrs
- (3) 10-15yrs
- (4) 16-19yrs
- (5) 20-24yrs
- (6) 25-29yrs
- (7) 30-34yrs
- (8) 35-39yrs
- (9) 40-44yrs
- (10) 45-49yrs
- (11) 50-54yrs
- (12) 55-59yrs
- (13) 60-64yrs
- (14) 65-69yrs
- (15) 70 and over

FREQUENCY: Each quarter from Spring 92 to Winter 99 (on ONS datasets only). Spring 00 only. Each quarter from Spring 01

COVERAGE: Applies to all respondents.

NOTES: This variable is only available on ONS datasets from Spring 92 to Winter 99. This variable is available for all four quarters in 2000 on SuperCROSS (on ONS datasets only).

WRKAGE - Working age

- (1) Male 16-64
- (2) Female 16-59

FREQUENCY: Each quarter from Spring 92

COVERAGE: Applies to all respondents.

NOTES: This variable is derived from SEX & AGE. This variable is only available on SPSS files from Autumn 02 onwards.

AAGE - Age group

- (1) 0-15
- (2) 16-17
- (3) 18-19
- (4) 20-24
- (5) 25-29
- (6) 30-34
- (7) 35-39
- (8) 40-44
- (9) 45-49
- (10) 50-54
- (11) 55-59
- (12) 60-64
- (13) 65-99

FREQUENCY: Every year from 2000

COVERAGE: Applies to all respondents.

NOTES: This variable is included only on annual local area datasets, which are available only to ONS and those government departments which sponsor the local area enhancements.

DOBD - Date of birth day

(1-31) Date of birth day

FREQUENCY: Each quarter from Spring 92 to Autumn 02. Each quarter from Winter 02 (on ONS/Govt datasets only)

COVERAGE: Applies to all respondents.

NOTES: This variable is only available on ONS/Government datasets from Winter 2002/03. This variable was removed from the public datasets for confidentiality reasons.

DOBM - Date of birth month

(1-12) Month of birth

FREQUENCY: Each quarter from Spring 92

COVERAGE: Applies to all respondents.

DOBY - Date of birth year

(0-99) Last 2 digits of year of birth

FREQUENCY: Each quarter from Spring 92

COVERAGE: Applies to all respondents.

NOTES: From Spring 98 year of birth is the full 4 digits.

DTEOFBTH - Date of birth

YYMMDD - where Y is year, M is month, D is day, e.g. 9961225 for 25 December 1996

FREQUENCY: Each quarter from Autumn 96 to Autumn 02. Each quarter from Winter 02 (on ONS/Govt datasets only)

COVERAGE: Applies to all respondents.

NOTES: This variable is only available on ONS/Government datasets from Winter 2002/03. This variable was removed from the public datasets for confidentiality reasons. This variable is not available on SuperCROSS datasets.

This variable is an alternative presentation of the information contained in DOBD, DOBM and DOBY.

MARSTT - Marital status

- (1) **Single, never married**
- (2) **Married, living with husband/wife**
- (3) **Married, separated from husband/wife**
- (4) **Divorced**
- (5) **Widowed**

FREQUENCY: Each quarter from Spring 95

COVERAGE: Applies to all respondents.

NOTES: MARSTT & LIVTOG were introduced in Spring 95 to identify co-habitees and replace the variable MARCON. What is recorded here is the informant's true (legal) marital status. Interviewers check marital status if there has been a change in the household since the previous wave. If an informant's spouse is temporarily not living in the household for reasons not connected with a breakdown of the marriage, for example, overseas or looking after an elderly relative, then the spouse remaining in the household should be coded 2 (married and living with spouse), even though both husband and wife are not present.

AMARSTT - Marital status

- (1) **Married or cohabiting**
- (2) **Not married or cohabiting**

FREQUENCY: Every year from 2000

COVERAGE: Applies to all respondents.

NOTES: This variable is included only on annual local area datasets, which are available only to ONS and those government departments which sponsor the local area enhancements.

This variable is derived from MARSTT & LIVTOG.

MARDY - Married/cohabiting

- (1) **Married/cohabiting**
- (2) **Non married**

FREQUENCY: Each quarter from Spring 96

COVERAGE: Applies to all respondents.

NOTES: This variable is derived from MARSTT, MARCHK & LIVTOG.

Non-married include those who are single, widowed, divorced or separated from their spouse.

MARCHK - Whether spouse is household member

- (1) **Yes**
- (2) **No**

FREQUENCY: Each quarter from Spring 96

COVERAGE: Applies to respondents who are married and living with husband/wife (MARSTT = 2).

NOTES: This variable was introduced in Spring 96 to check whether spouses were included as part of the household. This question has been included to identify married couples who are legally married but do not live together and are therefore not included as members of the household (e.g. spouse working away from home; spouse in prison). Married couples who have legally separated will not be included here, having been coded 3 at MARSTT.

LIVTOG - Whether living together as couple

- (1) **Yes**
- (2) **No**
- (3) **Same sex couple**

FREQUENCY: Each quarter from Spring 95

COVERAGE: Applies to all respondents aged 16+ in multi-person households, not married and living with spouse (MARSTT ≠ 2 or MARSTT = -8 AND AGE > 16).

NOTES: This question will apply to all households containing more than one person, and to all respondents who do not describe themselves as married living with a spouse.

MARSTT and LIVTOG were introduced in Spring 95 to identify co-habitees and replace the variable MARCON. Only informants who are living together with their partner in THIS household are coded as living together as a couple. If the interviewer has already been informed that two people are living together as a couple, then there is no need to ask this question. However in most other situations the question should be asked. It should always be asked where there are unrelated people within the household. Same sex couples can be identified at this question ONLY if the information is volunteered by the informants.

MARSEX - Sex and marital status

- (1) **Men**
- (2) **Women married/cohabiting**
- (3) **Women non-married**

FREQUENCY: Each quarter from Spring 2000

COVERAGE: Applies to all respondents.

NOTES: This variable is derived from SEX, MARSTT, MARCHK & LIVTOG.

IREND2 - Religious denomination

- (1) **Catholic**
- (2) **Presbyterian**
- (3) **Church of Ireland**
- (4) **Methodist**
- (5) **Other Protestant**
- (6) **Other religion**
- (7) **No denomination**
- (8) **Under 16 years**
- (9) **Unwilling to answer**

FREQUENCY: Each quarter from Winter 94

COVERAGE: Applies to all respondents in Northern Ireland.

NOTES: This variable is only asked of people in Northern Ireland. It is important to remember that this is a voluntary question. Respondents who refuse to answer, are coded as unwilling.

Other Protestant includes:

Baptist, Free Presbyterian, Unitarian, Congregational, Plymouth Brethren, Church of Nazarene, Church of England, Pentecostal, Mormon, etc.

Other religions include:

Jewish, Hindu, Sikh, Buddhist, Muslim.

NATIONALITY, NATIONAL IDENTITY, COUNTRY OF BIRTH

NATION - Nationality

- (1) UK, British
- (6) Irish Republic
- (36) Hong Kong
- (58) China
- (59) Other

FREQUENCY: Each quarter from Spring 92

COVERAGE: Applies to all respondents.

NOTES: Respondents who said that they were born outside the UK but that they are a citizen of the UK and Colonies or British by registration are coded as UK, British. When running tables filtering on NATION the relevant category of NATO should also be filtered to ensure accuracy.

CRY01 - Country of birth

- (1) England
- (2) Wales
- (3) Scotland
- (4) Northern Ireland
- (5) UK, Britain (Don't know country)
- (6) Republic of Ireland
- (36) Hong Kong
- (58) China
- (59) Other

FREQUENCY: Each quarter from Spring 01

COVERAGE: Applies to all respondents.

NOTES: This question variable was introduced to record in which part of the UK the respondent was born. If the respondent does not know the part of UK they were born in, but is sure that it was the UK, code 5 is used. If 'Ireland' is given as an answer, the interviewer must check whether it is Northern Ireland (code 4) or the Irish Republic (code 6). The Isle of Man and the Channel Islands are not part of the UK and should be coded 59.

When running tables filtering on CRY01, the relevant category of CRYO should also be filtered to ensure accuracy.

NATO - Nationality (other)

Spring 92 - Winter 92	(52) United States of America	Added Spring 93	Added Spring 1999
(1) United Kingdom/Great Britain	(53) (Other) Caribbean	(96) Angola	(134) St. Pierre and Miquelon
(6) Irish Republic (inc. pns)	(54) (Other) Central America	(97) Ethiopia	(135) Greenland
(7) Channel islands	(55) (Other) South America	(98) Somalia	(136) Bermuda
(8) Isle of Man	(56) Pakistan	(99) Zaire	(137) Taiwan
(11) Australia	(57) Burma/Myanmar	(100) Cuba	(138) Laos
(12) Canada	(58) China	(101) Mexico	(139) Afghanistan, Bhutan, Republic of the Maldives, Nepal
(13) New Zealand	(59) Japan	(102) Argentina	(140) Thailand
(14) Kenya	(60) Philippines	(103) Brazil	(141) Armenia, Azerbaijan and Georgia
(15) Uganda	(61) Vietnam	(104) Chile	(142) Kazakhstan, Kyrgistan, Tajikistan, Turkmenistan, Uzbekistan
(16) Tanzania	(62) Iran	(105) Colombia	(143) At sea/In the air/Oil rig
(17) Malawi	(63) Israel	(106) Uruguay	(144) Stateless
(18) Zambia	(64) Other Middle East nes	(107) Venezuela	
(19) Zimbabwe	(65) Other Asia (foreign nes)	(108) Iraq	
(20) Botswana, Lesotho and Swaziland	(66) Belgium	(109) Lebanon	
(21) Gambia	(67) Denmark	(110) Indonesia	
(22) Ghana	(68) France (inc. Monaco)	(111) Korea	
(23) Nigeria	(69) Italy	(112) Macao/Macao	
(24) Sierra Leone	(70) Luxembourg	(113) Liechtenstein	
(25) Barbados	(71) Netherlands	(114) Andorra	
(26) Jamaica	(72) Federal Republic of Germany	*(115) At sea/In the air	
(27) Trinidad & Tobago	(73) Germany (pns)	*(116) Stateless	
(28) West Indies (Associated States)	(74) Albania	Added Spring 98	
(29) West Indies (so stated)	(75) Bulgaria	(115) Belarus	
(30) Other Caribbean Commonwealth	(76) German Democratic Republic	(116) Bosnia (Yugoslavia)	
(31) Belize	(77) Czechoslovakia	(117) Croatia	
(32) Guyana	(78) Hungary	(118) Czech Republic	
(33) Bangladesh	(79) Poland	(119) Estonia	
(34) India	(80) Romania	(120) Macedonia (Yugoslavia)	
(35) Sri Lanka	(81) Austria	(121) Lithuania	
(36) Hong Kong	(82) Switzerland	(122) Latvia	
(37) Malaysia	(83) Greece	(123) Moldova	
(38) Singapore	(84) Portugal (inc. Azores & Madeira)	(124) Russia	
(39) Cyprus	(85) Spain (inc. Balearic & Canary Islands)	(125) Slovak Republic	
(40) Gibraltar	(86) Finland	(126) Slovenia	
(41) Malta & Gozo	(87) Norway	(127) Ukraine	
(42) Seychelles	(88) Sweden	(128) San Marino	
(43) Mauritius	(89) (Other) Yugoslavia	(129) Vatican City	
(44) Other New Commonwealth	(90) Other Europe nes	(130) Sudan	
(45) Algeria	(91) Turkey	(131) Cambodia (Khmer Republic)	
(46) Morocco	(92) Former USSR etc.	(132) Indonesia	
(47) Tunisia	(93) Rest of the World nes	(133) Micronesia	
(48) Libya	*(94) At sea/in the air	*(134) At sea/In the air	
(49) Egypt	*(95) Stateless	*(135) Stateless	
(50) Republic of South Africa			
(51) Other Africa (foreign nes)			

Abbreviations: pns = part not stated, nes = not elsewhere stated.

FREQUENCY: Each quarter from Spring 92

COVERAGE: Applies to all respondents whose nationality is not UK, Irish Rep, Hong Kong or China (NATION = 59).

NOTES: Text labels are not available for this variable. Where a respondent has a dual nationality the first one is recorded. It should be noted that from Spring 92 to Winter 92 codes were from 1-95, then from Spring 93 they were increased to 116, from Spring 98 to 135 and from Spring 99 to 144, this is for SOEC purposes as a number of countries were not uniquely identifiable. *Note the change in coding for *At sea/in the air* and *Stateless* in from Spring 93, Spring 98 and Spring 99.

From Winter 93 onwards an axis variable called NATOX has been created that combines both NATION and NATO. This variable lists all countries and also combines them under main headings.

NATOX - Nationality (other)**EUROPE**

- (1) United Kingdom/Great Britain
- (2) Belgium
- (3) Denmark (inc. Greenland)
- (4) France (inc. Monaco)
- (5) Germany
- (6) Greece
- (7) Irish Republic
- (8) Italy (inc. Vatican City)
- (9) Luxembourg
- (10) Netherlands
- (11) Portugal
- (12) Spain
- (13) Andorra
- (14) Austria
- (15) Cyprus
- (16) Gibraltar
- (17) Finland
- (18) Liechtenstein
- (19) Malta & Gozo
- (20) Norway
- (21) Sweden
- (22) Switzerland
- (23) Turkey
- (24) Former Yugoslavia
- (25) Albania
- (26) Bulgaria
- (27) Former Czechoslovakia
- (28) Hungary
- (29) Poland
- (30) Romania
- (31) Former USSR etc.
- (32) Other Europe

AMERICAS

- (33) Barbados
- (34) Belize
- (35) Canada
- (36) Other Caribbean
- (37) Cuba
- (38) Guyana
- (39) Jamaica
- (40) Trinidad & Tobago
- (41) USA
- (42) West Indies
- (43) Other Central America
- (44) Mexico
- (45) Other South America
- (46) Argentina
- (47) Brazil
- (48) Chile
- (49) Colombia
- (50) Uruguay
- (51) Venezuela

AFRICA

- (52) Algeria
- (53) Angola
- (54) Botswana
- (55) Ethiopia
- (56) Egypt
- (57) Gambia
- (58) Ghana
- (59) Kenya
- (60) Libya
- (61) Malawi
- (62) Mauritius
- (63) Morocco
- (64) Nigeria
- (65) South Africa
- (66) Sierra Leone
- (67) Seychelles
- (68) Somalia
- (69) Tanzania
- (70) Tunisia
- (71) Uganda
- (72) Zaire
- (73) Zambia
- (74) Zimbabwe
- (75) Other Africa

INDIAN SUB-CONTINENT

- (76) Bangladesh
- (77) India
- (78) Pakistan

MIDDLE EAST

- (79) Iran
- (80) Iraq
- (81) Israel
- (82) Lebanon
- (83) Other Middle East

REMAINDER OF ASIA

- (84) Burma/Myanmar
- (85) China
- (86) Hong Kong
- (87) Indonesia
- (88) Japan
- (89) Korea
- (90) Macau/Macao
- (91) Malaysia
- (92) Philippines
- (93) Singapore
- (94) Sri Lanka
- (95) Vietnam
- (96) Other Asia

AUSTRALASIA

- (97) Australia
- (98) New Zealand

OTHER COUNTRIES

- (99) Caribbean Commonwealth
- (100) Other New Commonwealth
- (101) Rest of the World
- (102) At sea/In the air
- (103) Stateless

FREQUENCY: Each quarter from Spring 92

COVERAGE: Applies to all respondents.

NOTES: This variable is available in only SuperCROSS format up to Autumn 99 and in all formats from Winter 99. Also see the notes on NATION & NATO listed earlier. This variable is derived from NATION, NATO, CRY01 & CRYO.

This variable is only available on ONS datasets in Autumn 92.

CRYO - Country of birth

Spring 92 - Winter 92	(52) United States of America	Added Spring 93	Added Spring 1999
(1) United Kingdom/Great Britain	(53) (Other) Caribbean	(96) Angola	(134) St. Pierre and Miquelon
(6) Irish Republic (inc. pns)	(54) (Other) Central America	(97) Ethiopia	(135) Greenland
(7) Channel islands	(55) (Other) South America	(98) Somalia	(136) Bermuda
(8) Isle of Man	(56) Pakistan	(99) Zaire	(137) Taiwan
(11) Australia	(57) Burma/Myanmar	(100) Cuba	(138) Laos
(12) Canada	(58) China	(101) Mexico	(139) Afghanistan, Bhutan, Republic of the Maldives, Nepal
(13) New Zealand	(59) Japan	(102) Argentina	(140) Thailand
(14) Kenya	(60) Philippines	(103) Brazil	(141) Armenia, Azerbaijan and Georgia
(15) Uganda	(61) Vietnam	(104) Chile	(142) Kazakhstan,
(16) Tanzania	(62) Iran	(105) Colombia	Kyrgistan, Tajikistan,
(17) Malawi	(63) Israel	(106) Uruguay	Turkmenistan, Uzbekistan
(18) Zambia	(64) Other Middle East nes	(107) Venezuela	(143) At sea/In the air/Oil rig
(19) Zimbabwe	(65) Other Asia (foreign nes)	(108) Iraq	*(144) Stateless
(20) Botswana, Lesotho and Swaziland	(66) Belgium	(109) Lebanon	
(21) Gambia	(67) Denmark	(110) Indonesia	
(22) Ghana	(68) France (inc. Monaco)	(111) Korea	
(23) Nigeria	(69) Italy	(112) Macao/Macau	
(24) Sierra Leone	(70) Luxembourg	(113) Liechtenstein	
(25) Barbados	(71) Netherlands	(114) Andorra	
(26) Jamaica	(72) Federal Republic of Germany	*(115) At sea/In the air	
(27) Trinidad & Tobago	(73) Germany (pns)	*(116) Stateless	
(28) West Indies (Associated States)	(74) Albania	Added Spring 98	
(29) West Indies (so stated)	(75) Bulgaria	(115) Belarus	
(30) Other Caribbean Commonwealth	(76) German Democratic Republic	(116) Bosnia (Yugoslavia)	
(31) Belize	(77) Czechoslovakia	(117) Croatia	
(32) Guyana	(78) Hungary	(118) Czech Republic	
(33) Bangladesh	(79) Poland	(119) Estonia	
(34) India	(80) Romania	(120) Macedonia (Yugoslavia)	
(35) Sri Lanka	(81) Austria	(121) Lithuania	
(36) Hong Kong	(82) Switzerland	(122) Latvia	
(37) Malaysia	(83) Greece	(123) Moldova	
(38) Singapore	(84) Portugal (inc. Azores & Madeira)	(124) Russia	
(39) Cyprus	(85) Spain (inc. Balearic & Canary Islands)	(125) Slovak Republic	
(40) Gibraltar	(86) Finland	(126) Slovenia	
(41) Malta & Gozo	(87) Norway	(127) Ukraine	
(42) Seychelles	(88) Sweden	(128) San Marino	
(43) Mauritius	(89) (Other) Yugoslavia	(129) Vatican City	
(44) Other New Commonwealth	(90) Other Europe nes	(130) Sudan	
(45) Algeria	(91) Turkey	(131) Cambodia (Khmer Republic)	
(46) Morocco	(92) Former USSR etc.	(132) Indonesia	
(47) Tunisia	(93) Rest of the World nes	(133) Micronesia	
(48) Libya	*(94) At sea/in the air	*(134) At sea/In the air	
(49) Egypt	*(95) Stateless	*(135) Stateless	
(50) Republic of South Africa			
(51) Other Africa (foreign nes)			

Abbreviations: pns = part not stated, nes = not elsewhere stated.

FREQUENCY: Each quarter from Spring 92

COVERAGE: Applies to all respondents whose country of birth is not UK, Irish Rep, Hong Kong or China (CRY01 = 59).

NOTES: Text labels are not available for this variable. Where a respondent has a dual nationality the first one is recorded. It should be noted that from Spring 92 to Winter 92 codes were from 1-95, then from Spring 93 they were increased to 116, from Spring 98 to 135 and from Spring 99 to 144, this is for SOEC purposes as a number of countries were not uniquely identifiable. *Note the change in coding for *At sea/in the air* and *Stateless* in from Spring 93, Spring 98 and Spring 99.

From Winter 93 onwards an axis variable called CRYOX has been created that combines both CRY01 and CRYO. This variable lists all countries and also combines them under main headings.

CRYOX - Country of birth (other)**EUROPE**

- (1) United Kingdom/Great Britain
- (2) Belgium
- (3) Denmark (inc Greenland)
- (4) France (inc Monaco)
- (5) Germany
- (6) Greece
- (7) Irish Republic
- (8) Italy (inc. Vatican City)
- (9) Luxembourg
- (10) Netherlands
- (11) Portugal
- (12) Spain
- (13) Andorra
- (14) Austria
- (15) Cyprus
- (16) Gibraltar
- (17) Finland
- (18) Liechtenstein
- (19) Malta & Gozo
- (20) Norway
- (21) Sweden
- (22) Switzerland
- (23) Turkey
- (24) Former Yugoslavia
- (25) Albania
- (26) Bulgaria
- (27) Former Czechoslovakia
- (28) Hungary
- (29) Poland
- (30) Romania
- (31) Former USSR etc.
- (32) Other Europe

AMERICAS

- (33) Barbados
- (34) Belize
- (35) Canada
- (36) Other Caribbean
- (37) Cuba
- (38) Guyana
- (39) Jamaica
- (40) Trinidad & Tobago
- (41) USA
- (42) West Indies
- (43) Other Central America
- (44) Mexico
- (45) Other South America
- (46) Argentina
- (47) Brazil
- (48) Chile
- (49) Colombia
- (50) Uruguay
- (51) Venezuela

AFRICA

- (52) Algeria
- (55) Angola
- (54) Botswana
- (55) Ethiopia
- (56) Egypt
- (57) Gambia
- (58) Ghana
- (59) Kenya
- (60) Libya
- (61) Malawi
- (62) Mauritius
- (63) Morocco
- (64) Nigeria
- (65) South Africa
- (66) Sierra Leone
- (67) Seychelles
- (68) Somalia
- (69) Tanzania
- (70) Tunisia
- (71) Uganda
- (72) Zaire
- (73) Zambia
- (74) Zimbabwe
- (75) Other Africa

INDIAN SUB-CONTINENT

- (76) Bangladesh
- (77) India
- (78) Pakistan

MIDDLE EAST

- (79) Iran
- (80) Iraq
- (81) Israel
- (82) Lebanon
- (83) Other Middle East

REMAINDER OF ASIA

- (84) Burma/Myanmar
- (85) China
- (86) Hong Kong
- (87) Indonesia
- (88) Japan
- (89) Korea
- (90) Macau/Macao
- (91) Malaysia
- (92) Philippines
- (93) Singapore
- (94) Sri Lanka
- (95) Vietnam
- (96) Other Asia

AUSTRALASIA

- (97) Australia
- (98) New Zealand

OTHER COUNTRIES

- (99) Caribbean Commonwealth
- (100) Other New Commonwealth
- (101) Rest of the World
- (102) At sea/In the air
- (103) Stateless

FREQUENCY: Each quarter from Spring 92

COVERAGE: Applies to all respondents.

NOTES: This variable is derived from CRY01 & CRYO. See notes in CRYO. This variable is available in only SuperCROSS format up to Autumn 99 and in all formats from Winter 99.

CAMEYR - Year of arrival in the UK

Year of arrival

FREQUENCY: Each quarter from Spring 92

COVERAGE: Applies to respondents who are not born in UK, Britain (CRY01 ≠ 1)

NOTES: First arrival means for any purpose, including holiday trips. Text labels are not available for this variable. 'Arrive' refers to the date of arrival to take up residence. If preceded by a holiday to this country and there is no break between the holiday and staying on, the date of arrival for the holiday is included. If there is a break before taking up residence, the holiday arrival date is not included.

If the respondent takes up residence in this country, leaves the country to live elsewhere before returning to take up permanent residence again, it is the first date of arriving in this country that is required.

Anyone who arrived more than 99 years ago is coded as if it was exactly 99 years ago.

Users are advised to filter on CRYOX UK/GB as people who said their country of birth is Ireland (pns), Channel Islands, or Isle of Man are not coded as UK/GB in the variable CRY01.

NATLDE(1-6) - National Identity - England

- (1) English
- (2) Scottish
- (3) Welsh
- (4) Irish
- (5) British
- (6) Other

FREQUENCY: Each quarter from Summer 04

COVERAGE: Applies to all respondents in England.

NOTES: This variable is included on ONS datasets only.

NATLDS(1-6) - National Identity - Scotland

- (1) Scottish
- (2) English
- (3) Welsh
- (4) Irish
- (5) British
- (6) Other

FREQUENCY: Each quarter from Summer 04

COVERAGE: Applies to all respondents in Scotland.

NOTES: This variable is included on ONS datasets only.

NATLDW(1-6) - National Identity - Wales

- (1) **Welsh**
- (2) **English**
- (3) **Scottish**
- (4) **Irish**
- (5) **British**
- (6) **Other**

FREQUENCY: Each quarter from Summer 04

COVERAGE: Applies to all respondents in Wales.

NOTES: This variable is included on ONS datasets only.

NATIDB - Whether British national identity

- (0) **Non-British**
- (1) **British**

FREQUENCY: Each quarter from Spring 01 to Spring 04.

COVERAGE: Applies to all respondents.

NOTES: Studies on the national identity question show that the order of the answer categories, the context of the question and the mode of interview can affect the answers that people give and can increase or decrease the proportion of answers in each category. The relative impact of these effects varies according to the country the question is asked in.

NATIDE - Whether English national identity

- (0) **Non-English**
- (1) **English**

FREQUENCY: Each quarter from Spring 01 to Spring 04.

COVERAGE: Applies to all respondents.

NOTES: See notes on NATIDB.

NATIDI - Whether Irish national identity

- (0) **Non-Irish**
- (1) **Irish**

FREQUENCY: Each quarter from Spring 01 to Spring 04.

COVERAGE: Applies to all respondents.

NOTES: See notes on NATIDB.

NATIDS - Whether Scottish national identity

- (0) **Non-Scottish**
- (1) **Scottish**

FREQUENCY: Each quarter from Spring 01 to Spring 04.

COVERAGE: Applies to all respondents.

NOTES: See notes on NATIDB.

NATIDW - Whether Welsh national identity

- (0) **Non-Welsh**
- (1) **Welsh**

FREQUENCY: Each quarter from Spring 01 to Spring 04.

COVERAGE: Applies to all respondents.

NOTES: See notes on NATIDB.

NATIDO - Whether other national identity

- (0) **Non-other**
- (1) **Other**

FREQUENCY: Each quarter from Spring 01 to Spring 04.

COVERAGE: Applies to all respondents.

NOTES: See notes on NATIDB.

CYMU - Understand spoken Welsh

- (1) **Yes**
- (2) **No**

FREQUENCY: Each quarter from Spring 01

COVERAGE: Applies to all respondents in Wales.

NOTES: Only asked to Welsh respondents living in Wales, not those living elsewhere in the UK whose first language is Welsh.

When comparing the Welsh language questions to those from other sources (including the forthcoming 2001 Census results), it is important to remember that differences in sampling, mode of interview, and questionnaire design may cause differences between estimates. The Welsh language questions are preceded by questions on national identity which may cause respondents to be more inclined to say that they spoke Welsh than on another survey which had a different topic preceding the Welsh language question.

CYMS - Speak Welsh

- (1) **Yes**
- (2) **No**

FREQUENCY: Each quarter from Spring 01

COVERAGE: Applies to all respondents in Wales.

NOTES: Only asked to Welsh respondents living in Wales, not those living elsewhere in the UK whose first language is Welsh.

See notes on CYMU.

CYMR - Read Welsh

- (1) **Yes**
- (2) **No**

FREQUENCY: Each quarter from Spring 01

COVERAGE: Applies to all respondents in Wales.

NOTES: Only asked to Welsh respondents living in Wales, not those living elsewhere in the UK whose first language is Welsh.

See notes on CYMU.

CYMW - Write Welsh

- (1) **Yes**
- (2) **No**

FREQUENCY: Each quarter from Spring 01

COVERAGE: Applies to all respondents in Wales.

NOTES: Only asked to Welsh respondents living in Wales, not those living elsewhere in the UK whose first language is Welsh.

See notes on CYMU.

ETHNICITY, RELIGION, ENGLISH AS A SECOND LANGUAGE

Ethnicity Thresholds

ONS have recently carried out research into the reliability of ethnicity estimates based on the LFS. As a result, ONS recommends that a multiplier of 2.5 is applied to the general thresholds for ethnic estimates. In addition, for Wales, it is recommended that a multiplier of 4.0 is used for Cardiff and 2.5 for the rest of Wales.

In recognition of the need to analyse and publish as much information as practical, ONS may publish estimates based on sample sizes which fall below the revised thresholds, indicating that these estimates fall below the thresholds, provided no more than a third of the cells in any published table fall below this category, and provided an estimate is not based on sample size which falls below the threshold by more than 50%. It is recommended that other users of LFS data also follow these guidelines.

ETH01 - Ethnic group

- (1) **White**
- (2) **Mixed**
- (3) **Asian or Asian British**
- (4) **Black or Black British**
- (5) **Chinese**
- (6) **Other ethnic group**

FREQUENCY: Each quarter from Spring 01

COVERAGE: Applies to all respondents. First contact only.

NOTES: In Spring 2001, the Labour Force Survey (LFS) introduced new questions on ethnicity in line with the recommended output classification of ethnic groups for National Statistics data sources. Further details about a respondent's ethnic group are asked in succeeding questions, and a 'Mixed' group has been introduced.

The derived variable ETHCEN6 should be used in preference to ETH01 as it re-codes 'other' type verbatim responses giving more accurate analysis. ETH01 is the questionnaire variable.

No comparison should be made between the old and new ethnic classifications in the LFS, because not only are the categories different but, the questions and coding of answers underlying the data are also very different. The results for this variable do not take into account the answers to the succeeding questions, but these are included in the variables ETHCEN6 and ETHCEN15.

Ethnic questions are concerned with descent rather than country of birth.

ETHWH - White ethnic group

- (1) **British**
- (2) **Another White background**

FREQUENCY: Each quarter from Spring 01

COVERAGE: Applies to all respondents who said their ethnic group was White (ETH01 = 1).

NOTES: From Spring 2001, the Labour Force Survey (LFS) introduced new questions on ethnicity in line with the recommended output classification of ethnic groups for National Statistics data sources. No comparison should be made between the old and new ethnic classifications in the LFS, because not only are the categories different but, the questions and coding of answers underlying the data are also very different. Ethcen15 is a detailed classificatory variable based on answers contained at the questions Eth01, EthWh, EthMx, EthAs and EthBl.

Please note that respondents in Northern Ireland who state that their ethnicity is white are not asked the detailed level question EthWh. They are therefore listed as missing, 'not applicable – white Northern Irish' in Ethcen15.

ETHMX - Mixed ethnic group

- (1) **White and Black Caribbean**
- (2) **White and Black African**
- (3) **White and Asian**
- (4) **Another mixed background**

FREQUENCY: Each quarter from Spring 01

COVERAGE: Applies to all respondents who said their ethnic group was Mixed (ETH01 = 2).

NOTES: From Spring 2001, the Labour Force Survey (LFS) introduced new questions on ethnicity in line with the recommended output classification of ethnic groups for National Statistics data sources. No comparison should be made between the old and new ethnic classifications in the LFS, because not only are the categories different but, the questions and coding of answers underlying the data are also very different. Ethcen15 is a detailed classificatory variable based on answers contained at the questions Eth01, EthWh, EthMx, EthAs and EthBl.

ETHAS - Asian ethnic group

- (1) **Indian**
- (2) **Pakistani**
- (3) **Bangladeshi**
- (4) **Another Asian background**

FREQUENCY: Each quarter from Spring 01

COVERAGE: Applies to all respondents who said their ethnic group was Asian or Asian British (ETH01 = 3).

NOTES: See notes for ETHMX.

ETHBL - Black ethnic group

- (1) **Caribbean**
- (2) **African**
- (3) **Another Black background**

FREQUENCY: Each quarter from Spring 01

COVERAGE: Applies to all respondents who said their ethnic group was Black or Black British (ETH01 = 4).

NOTES: See notes for ETHMX.

ETHCEN15 - Ethnicity revised

- (1) **British**
- (2) **Other White**
- (3) **White and Black Caribbean**
- (4) **White and Black African**
- (5) **White and Asian**
- (6) **Other Mixed**
- (7) **Indian**
- (8) **Pakistani**
- (9) **Bangladeshi**
- (10) **Other Asian**
- (11) **Black Caribbean**
- (12) **Black African**
- (13) **Other Black**
- (14) **Chinese**
- (15) **Other**

FREQUENCY: Each quarter from Spring 01

COVERAGE: Applies to all respondents.

NOTES: From Spring 2001, the Labour Force Survey (LFS) introduced new questions on ethnicity in line with the recommended output classification of ethnic groups for National Statistics data sources.

ETHCEN6 and ETHCEN15 are the new variables covering Ethnic origin. They are fully in line with the Census definitions of ethnicity. ETHCEN15 is a detailed ethnic classificatory variable based on answers contained at the questions Eth01, EthWh, EthMx, EthAs and EthBl. Data in this variable has had 'other' type verbatim responses coded and re-allocated to the appropriate category.

Please note that respondents in Northern Ireland who state that their ethnicity is white are not asked the detailed level question EthWh. They are therefore listed as missing, 'not applicable – white Northern Irish' in ETHCEN15.

No comparison should be made between the old and new ethnic classifications in the LFS, because not only are the categories different but, the questions and coding of answers underlying the data are also very different.

ETHCEN6 - Ethnicity revised

- (1) **White**
- (2) **Mixed**
- (3) **Asian or Asian British**
- (4) **Black or Black British**
- (5) **Chinese**
- (6) **Other ethnic group**

FREQUENCY: Each quarter from Spring 01

COVERAGE: Applies to all respondents.

NOTES: From Spring 2001, the Labour Force Survey (LFS) introduced new questions on ethnicity in line with the recommended output classification of ethnic groups for National Statistics data sources. ETHCEN6 and ETHCEN15 are the new variables covering Ethnic origin. They are fully in line with the Census definitions of ethnicity. The new classification has two levels. Level 1 (ETHCEN6) is a broad classification into 5 main ethnic groups. Level 2 (ETHCEN15) nests within Level 1 and provides a finer classification.

With the introduction of these new ethnicity questions, some data in Spring 2001 had to be imputed for missing cases. See Volume 1 (Background & Methodology) "Imputation in the LFS" for further details. Data in this variable has also had 'other' type verbatim responses coded and re-allocated to the appropriate category.

No comparison should be made between the old and new ethnic classifications in the LFS, because not only are the categories different but, the questions and coding of answers underlying the data are also very different.

RELIG - Religion

- (1) **Christian**
- (2) **Buddhist**
- (3) **Hindu**
- (4) **Jewish**
- (5) **Muslim**
- (6) **Sikh**
- (7) **Any other religion**
- (8) **No religion at all**

FREQUENCY: Each quarter from Spring 02 (first contact)

COVERAGE: Applies to all respondents in Great Britain.

NOTES: From Spring 03, RELIG is asked of proxy as well as personal respondents, the question RELP is only asked of personal respondents.

From Spring 04, RELIG is asked to all respondents in GB. Prior to this it was only asked to respondents in GB aged 16+.

RELP - Whether practising religion

- (1) **Yes**
- (2) **No**

FREQUENCY: Each quarter from Spring 02 to Winter 03 (Wave 1 only or first contact).

COVERAGE: All persons who have stated a religion (RELIG =1-7).

NOTES: Personal respondents only.

LANGESW - First language at home

- (1) **English**
- (2) **Welsh**
- (3) **Other**

FREQUENCY: Summer 02 only.

COVERAGE: Applies to all respondents in England, Scotland (South of the Caledonian Canal) and Wales.

NOTES: Recent studies have shown a lack of information about people struggling to learn or work because of difficulty with English. The Department for Education & Skills (DfES) needs to know how many people are struggling at learning, at work or in finding a job because of poor language skills, and these questions aim to get this information. Since regions in the UK vary in traditional languages, response categories for countries within the UK also vary.

LANGNI - First language at home

- (1) **English**
- (2) **Gaelic**
- (3) **Ulster Scots**
- (4) **Other**

FREQUENCY: Summer 02 only.

COVERAGE: Applies to all respondents in Northern Ireland.

NOTES: See notes for LANGESW

LANGSNC - First language at home

- (1) **English**
- (2) **Gaelic**
- (3) **Welsh**
- (4) **Other**

FREQUENCY: Summer 02 only.

COVERAGE: Applies to all respondents in Scotland (North of the Caledonian Canal).

NOTES: See notes for LANGESW.

LANG - First language at home

- (1) **English**
- (2) **Welsh**
- (3) **Gaelic**
- (4) **Ulster Scots/Ullans**
- (5) **Other**

FREQUENCY: Summer quarters only (every 3rd year) from Summer 03

COVERAGE: Applies to all respondents aged 16+

NOTES: The variables LANGESW, LANGNI & LANGSNC have been replaced by this single variable. This question is only asked in the Summer quarter every 3 years e.g. 2003, 2006, 2009 etc.

LANGD1 - Language difficulties keeping/finding job

- (1) **Yes**
- (2) **No**

FREQUENCY: Summer 02 only. Summer quarters only (every 3rd year) from Summer 03

COVERAGE: From Summer 02 - Summer 03: Applies to all respondents who said their first language at home was Other (LANGESW = 3 or LANGNI = 4 or LANGSNC = 4).

From Summer 06: Applies to all respondents who said their first language at home was Other (LANG = 5).

NOTES: This question is only asked in the Summer quarter every 3 years e.g. 2003, 2006, 2009 etc.

LANGD2 - Language difficulties causing problems with education

- (1) **Yes**
- (2) **No**

FREQUENCY: Summer 02 only. Summer quarters only (every 3rd year) from Summer 03

COVERAGE: From Summer 02 - Summer 03: Applies to all respondents who said their first language at home was Other (LANGESW = 3 or LANGNI = 4 or LANGSNC = 4).

From Summer 06: Applies to all respondents who said their first language at home was Other (LANG = 5).

NOTES: This question is only asked in the Summer quarter every 3 years e.g. 2003, 2006, 2009 etc.

RESIDENTIAL DETAILS

COUNTRY - Country within UK

- (1) **England**
- (2) **Wales**
- (3) **Scotland**
- (4) **Scotland North of Caledonian Canal**
- (5) **Northern Ireland**

FREQUENCY: Each quarter from Summer 2000

COVERAGE: Applies to all respondents.

GB - Great Britain

- (1) **Great Britain**
- (2) **Northern Ireland**

FREQUENCY: Each quarter from Spring 92

COVERAGE: Applies to all respondents.

NOTES: This variable is only available on SPSS files from Autumn 02 onwards.

URES MC - Region of usual residence

- (1) Tyne & Wear
- (2) Rest of Northern Region
- (3) South Yorkshire
- (4) West Yorkshire
- (5) Rest of Yorkshire & Humberside
- (6) East Midlands
- (7) East Anglia
- (8) Inner London
- (9) Outer London
- (10) Rest of South East
- (11) South West
- (12) West Midlands (Metropolitan)
- (13) Rest of West Midlands
- (14) Greater Manchester
- (15) Merseyside
- (16) Rest of North West
- (17) Wales
- (18) Strathclyde
- (19) Rest of Scotland
- (20) Northern Ireland

FREQUENCY: Each quarter from Spring 92

COVERAGE: Applies to all respondents.

NOTES: This variable is derived from UALAD99 which is not directly available from the database for confidentiality reasons, although a UA/County Level indicator i.e. UACNTY is available from Spring 2000 on ONS datasets only.

In 1996 URESMC showed DNA cases when tables were run at household level. These were for non-responding individuals in a responding household. From 1997, these non-responders were given the URESMC value of the household so that no DNA's showed up.

GOVTOR - Government Office regions

- (1) Tyne & Wear
- (2) Rest of North East
- (3) Greater Manchester
- (4) Merseyside
- (5) Rest of North West
- (6) South Yorkshire
- (7) West Yorkshire
- (8) Rest of Yorkshire & Humberside
- (9) East Midlands
- (10) West Midlands Metropolitan County
- (11) Rest of West Midlands
- (12) East of England
- (13) Inner London
- (14) Outer London
- (15) South East
- (16) South West
- (17) Wales
- (18) Strathclyde
- (19) Rest of Scotland
- (20) Northern Ireland

FREQUENCY: Each quarter from Spring 92

COVERAGE: Applies to all respondents.

NOTES: This variable replaces GOR. It was renamed due to the re-ordering of categories. From Spring 2000 it is derived from UALAD99, prior to this, it was derived from COUNTY (which has been removed from all datasets). Merseyside is generally included in the North West region in published data.

GOVTOF - Government Office Regions - Summary

- (1) North East
- (2) North West
- (3) Merseyside
- (4) Yorkshire & Humberside
- (5) East Midlands
- (6) West Midlands
- (7) Eastern
- (8) London
- (9) South East
- (10) South West
- (11) Wales
- (12) Scotland
- (13) Northern Ireland

FREQUENCY: Each quarter from Spring 92 to Winter 99 (on SuperCROSS datasets only). Each quarter from 2000

COVERAGE: Applies to all respondents.

NOTES: This variable conforms to the standard presentation of Government Office Regions. It is derived from UALAD99. Merseyside is generally included in the North West region in published data.

GOVTOF2 - Government Office Regions (2 & 3 combined)

- (1) **North East**
- (2) **North West (inc. Merseyside)**
- (3) **Yorkshire & Humberside**
- (4) **East Midlands**
- (5) **West Midlands**
- (6) **Eastern**
- (7) **London**
- (8) **South East**
- (9) **South West**
- (10) **Wales**
- (11) **Scotland**
- (12) **Northern Ireland**

FREQUENCY: Each quarter from Autumn 02

COVERAGE: Applies to all respondents.

NOTES: This variable is only available on SuperCROSS datasets.

UACNTY - Unitary Authority / County Level

(09) Bedfordshire	(EB) Hartlepool UA	(NA) Isle of Anglesey
(11) Buckinghamshire	(EC) Middlesbrough UA	(NC) Gwynedd
(12) Cambridgeshire	(EE) Redcar and Cleveland UA	(NE) Conwy
(13) Cheshire	(EF) Stockton-on-Tees UA	(NG) Denbighshire
(15) Cornwall and the Isles of Scilly	(EH) Darlington UA	(NJ) Flintshire
(16) Cumbria	(ET) Halton UA	(NL) Wrexham
(17) Derbyshire	(EU) Warrington UA	(NN) Powys
(18) Devon	(EX) Blackburn with Darwen UA	(NQ) Ceredigion
(19) Dorset	(EY) Blackpool UA	(NS) Pembrokeshire
(20) Durham	(FA) City of Kingston upon Hull UA	(NU) Carmarthenshire
(21) East Sussex	(FB) East Riding of Yorkshire UA	(NX) Swansea
(22) Essex	(FC) North East Lincolnshire UA	(NZ) Neath Port Talbot
(23) Gloucestershire	(FD) North Lincolnshire UA	(PB) Bridgend
(24) Hampshire	(FF) York UA	(PD) The Vale of Glamorgan
(26) Hertfordshire	(FK) Derby UA	(PF) Rhondda, Cynon, Taff
(29) Kent	(FN) Leicester UA	(PH) Merthyr Tydfil
(30) Lancashire	(FP) Rutland UA	(PK) Caerphilly
(31) Leicestershire	(FY) Nottingham UA	(PL) Blaenau Gwent
(32) Lincolnshire	(GA) County of Herefordshire UA	(PM) Torfaen
(33) Norfolk	(GF) Telford and Wrekin UA	(PP) Monmouthshire
(34) Northamptonshire	(GL) Stoke-on-Trent UA	(PR) Newport
(35) Northumberland	(HA) Bath and North East Somerset UA	(PT) Cardiff
(36) North Yorkshire	(HB) City of Bristol UA	(QA) Aberdeen City
(37) Nottinghamshire	(HC) North Somerset UA	(QB) Aberdeenshire
(38) Oxfordshire	(HD) South Gloucestershire UA	(QC) Angus
(39) Shropshire	(HG) Plymouth UA	(QD) Argyll & Bute
(40) Somerset	(HH) Torbay UA	(QE) Scottish Borders
(41) Staffordshire	(HN) Bournemouth UA	(QF) Clackmannanshire
(42) Suffolk	(HP) Poole UA	(QG) West Dunbartonshire
(43) Surrey	(HX) Swindon UA	(QH) Dumfries & Galloway
(44) Warwickshire	(JA) Peterborough UA	(QJ) Dundee City
(45) West Sussex	(KA) Luton UA	(QK) East Ayrshire
(46) Wiltshire	(KF) Southend-on-Sea UA	(QL) East Dunbartonshire
(47) Worcestershire	(KG) Thurrock UA	(QM) East Lothian
(48) Eilean Siar, Orkney & Shetland	(LC) Medway UA	(QN) East Renfrewshire
(49) Tyne & Wear (Met County)	(MA) Bracknell Forest UA	(QP) City of Edinburgh
(50) Greater Manchester (Met county)	(MB) West Berkshire UA	(QQ) Falkirk
(51) Merseyside (Met County)	(MC) Reading UA	(QR) Fife
(52) South Yorkshire (Met County)	(MD) Slough UA	(QS) City of Glasgow
(53) West Yorkshire (Met County)	(ME) Windsor and Maidenhead UA	(QT) Highland
(54) West Midlands (Met County)	(MF) Wokingham UA	(QU) Inverclyde
(55) Inner London	(MG) Milton Keynes UA	(QW) Midlothian
(56) Outer London	(ML) Brighton and Hove UA	(QX) Moray
	(MR) Portsmouth UA	(QY) North Ayrshire
	(MS) Southampton UA	(QZ) North Lanarkshire
	(MW) Isle of Wight UA	(RB) Perth & Kinross
		(RC) Renfrewshire
		(RE) South Ayrshire
		(RF) South Lanarkshire
		(RG) Stirling
		(RH) West Lothian
		(460) Northern Ireland

FREQUENCY: Each quarter from Autumn 2000

COVERAGE: Applies to all respondents.

NOTES: This variable is included on UA/LA (Unitary Authority/Local Authority) and ONS datasets only. It is derived using UALAD99.

From Autumn 93 to Summer 00, the UACNTY variable included local authorities as well as counties. The coding frame changed in Autumn 00 with the introduction of the variable UALA. The Autumn 93 to Summer 00 UACNTY coding frame can be found in the LFS User Guide, Volume 3 (2002).

UALA - Unitary Authority / Local Authority

(09) Bedfordshire	(AT) Hounslow	(DB) Wakefield	(NJ) Flintshire
(11) Buckinghamshire	(AU) Islington	(EB) Hartlepool UA	(NL) Wrexham
(12) Cambridgeshire	(AW) Kensington and Chelsea	(EC) Middlesbrough UA	(NN) Powys
(13) Cheshire	(AX) Kingston upon Thames	(EE) Redcar and Cleveland UA	(NQ) Ceredigion
(15) Cornwall and the Isles of Scilly	(AY) Lambeth	(EF) Stockton-on-Tees UA	(NS) Pembrokeshire
(16) Cumbria	(AZ) Lewisham	(EH) Darlington UA	(NU) Carmarthenshire
(17) Derbyshire	(BA) Merton	(ET) Halton UA	(NX) Swansea
(18) Devon	(BB) Newham	(EU) Warrington UA	(NZ) Neath Port Talbot
(19) Dorset	(BC) Redbridge	(EX) Blackburn with Darwen UA	(PB) Bridgend
(20) Durham	(BD) Richmond upon Thames	(EY) Blackpool UA	(PD) The Vale of Glamorgan
(21) East Sussex	(BE) Southwark	(FA) City of Kingston upon Hull UA	(PF) Rhondda, Cynon, Taff
(22) Essex	(BF) Sutton	(FB) East Riding of Yorkshire UA	(PH) Merthyr Tydfil
(23) Gloucestershire	(BG) Tower Hamlets	(FC) North East Lincolnshire UA	(PK) Caerphilly
(24) Hampshire	(BH) Waltham Forest	(FD) North Lincolnshire UA	(PL) Blaenau Gwent
(26) Hertfordshire	(BJ) Wandsworth	(FF) York UA	(PM) Torfaen
(29) Kent	(BK) Westminster	(FK) Derby UA	(PP) Monmouthshire
(30) Lancashire	(BL) Bolton	(FN) Leicester UA	(PR) Newport
(31) Leicestershire	(BM) Bury	(FP) Rutland UA	(PT) Cardiff
(32) Lincolnshire	(BN) Manchester	(FY) Nottingham UA	(QA) Aberdeen City
(33) Norfolk	(BP) Oldham	(GA) County of Herefordshire UA	(QB) Aberdeenshire
(34) Northamptonshire	(BQ) Rochdale	(GF) Telford and Wrekin UA	(QC) Angus
(35) Northumberland	(BR) Salford	(GL) Stoke-on-Trent UA	(QD) Argyll & Bute
(36) North Yorkshire	(BS) Stockport	(HA) Bath and North East Somerset UA	(QE) Scottish Borders
(37) Nottinghamshire	(BT) Tameside	(HB) City of Bristol UA	(QF) Clackmannanshire
(38) Oxfordshire	(BU) Trafford	(HC) North Somerset UA	(QG) West Dunbartonshire
(39) Shropshire	(BW) Wigan	(HD) South Gloucestershire UA	(QH) Dumfries & Galloway
(40) Somerset	(BX) Knowsley	(HG) Plymouth UA	(QJ) Dundee City
(41) Staffordshire	(BY) Liverpool	(HH) Torbay UA	(QK) East Ayrshire
(42) Suffolk	(BZ) St. Helens	(HN) Bournemouth UA	(QL) East Dunbartonshire
(43) Surrey	(CA) Sefton	(HP) Poole UA	(QM) East Lothian
(44) Warwickshire	(CB) Wirral	(HX) Swindon UA	(QN) East Renfrewshire
(45) West Sussex	(CC) Barnsley	(JA) Peterborough UA	(QP) City of Edinburgh
(46) Wiltshire	(CE) Doncaster	(KA) Luton UA	(QQ) Falkirk
(47) Worcestershire	(CF) Rotherham	(KF) Southend-on-Sea UA	(QR) Fife
(48) Eilean Siar, Orkney & Shetland	(CG) Sheffield	(KG) Thurrock UA	(QS) City of Glasgow
(AB) Barking and Dagenham	(CH) Gateshead	(LC) Medway UA	(QT) Highland
(AC) Barnet	(CJ) Newcastle upon Tyne	(MA) Bracknell Forest UA	(QU) Inverclyde
(AD) Bexley	(CK) North Tyneside	(MB) West Berkshire UA	(QW) Midlothian
(AE) Brent	(CL) South Tyneside	(MC) Reading UA	(QX) Moray
(AF) Bromley	(CM) Sunderland	(MD) Slough UA	(QY) North Ayrshire
(AG) Camden	(CN) Birmingham	(ME) Windsor and Maidenhead UA	(QZ) North Lanarkshire
(AH) Croydon	(CQ) Coventry	(MF) Wokingham UA	(RB) Perth & Kinross
(AJ) Ealing	(CR) Dudley	(MG) Milton Keynes UA	(RC) Renfrewshire
(AK) Enfield	(CS) Sandwell	(ML) Brighton and Hove UA	(RE) South Ayrshire
(AL) Greenwich	(CT) Solihull	(MR) Portsmouth UA	(RF) South Lanarkshire
(AM) Hackney	(CU) Walsall	(MS) Southampton UA	(RG) Stirling
(AN) Hammersmith and Fulham	(CW) Wolverhampton	(MW) Isle of Wight UA	(RH) West Lothian
(AP) Haringey	(CX) Bradford	(NA) Isle of Anglesey	
(AQ) Harrow	(CY) Calderdale	(NC) Gwynedd	(460) Northern Ireland
(AR) Havering	(CZ) Kirklees	(NE) Conwy	
(AS) Hillingdon	(DA) Leeds	(NG) Denbighshire	

FREQUENCY: Each quarter from Autumn 2000

COVERAGE: Applies to all respondents.

NOTES: This variable is included on UALA (Unitary Authority/Local Authority) and ONS datasets only. It is derived using UALAD99. For analysis for Spring and Summer 2000 use UACNTY.

UALADGB - Unitary Authorities and LADs of Great Britain

FREQUENCY: Each quarter from Spring 2000

COVERAGE: Applies to all respondents.

NOTES: This variable is included on ONS datasets only. It is derived using UALAD99.

From Spring 92 - Summer 93 LADs are based on 1981 wards. From Autumn 93 onwards they are based on 1991 wards.

UALD3 - Place of residence three months ago

FREQUENCY: Spring quarters only from Spring 2000

COVERAGE: Applies to all respondents.

NOTES: This variable is included on ONS datasets only. It is derived using RESTME, RESMTH, RESBBY, M3CRY, M3RESC & COUNTRY.

UALDO - Place of residence one year ago

FREQUENCY: Spring quarters only from Spring 2000

COVERAGE: Applies to all respondents.

NOTES: This variable is included on ONS datasets only. It is derived using RESTME, AGE, RESMTH, OYRESC, OYEQM3, M3RESC & COUNTRY.

UALDWK - Place of work

FREQUENCY: Each quarter from Spring 2000

COVERAGE: Applies to all respondents.

NOTES: This variable is included on ONS datasets only. It is derived using WRKING, JBAWAY, OWNBUS, RELBUS, HOME, WKPL99 & COUNTRY.

UALDWK2 - Place of work in second job

FREQUENCY: Each quarter from Spring 2000

COVERAGE: Applies to all respondents.

NOTES: This variable is included on ONS datasets only. It is derived Y2JOB, YTETJB, HOME2, COUNTRY & WKPL299.

DZONE - Scottish Data Zones

Range of codes

FREQUENCY: Each quarter from Spring 05

COVERAGE: Applies to all respondents.

NOTES: This variable is included on ONS datasets only.

NUTS2 - NUTS level 2

Range of codes

FREQUENCY: Each quarter from Summer 03

COVERAGE: Applies to all respondents.

NOTES: LFS User Guide Volume 5 (LFS Classifications) gives a full breakdown of the NUTS levels.

NUTS3 - NUTS level 3

Range of codes

FREQUENCY: Each quarter from Summer 93

COVERAGE: Applies to all respondents.

NOTES: This variable is only available on ONS datasets. This variable is only available in SPSS format on ONS datasets from Autumn 03.

LFS User Guide Volume 5 (LFS Classifications) gives a full breakdown of the NUTS levels.

OACODE - Census output areas

Range of codes

FREQUENCY: Each quarter from Spring 05

COVERAGE: Applies to all respondents.

NOTES: This variable is only available on ONS datasets.

PCA - Parliamentary constituency area

(001-750) Range of codes

FREQUENCY: Each quarter from Spring 04

COVERAGE: Applies to all respondents.

NOTES: This variable is only available on ONS datasets. This variable is only available in SPSS format on ONS datasets from Winter 04.

SOA1 - Lower layer super output area

Range of codes

FREQUENCY: Each quarter from Spring 05

COVERAGE: Applies to all respondents.

NOTES: This variable is only available on ONS datasets.

SOA2 - Middle layer super output area**Range of codes****FREQUENCY:** Each quarter from Spring 05**COVERAGE:** Applies to all respondents.**NOTES:** This variable is only available on ONS datasets.**TTWA - Travel to work area****(001-350) Range of codes****FREQUENCY:** Spring quarters only from Spring 99 to Spring 00. Spring & Autumn quarters only from Spring 01**COVERAGE:** Applies to all respondents.**NOTES:** This variable is only available on ONS datasets.**URIND - Urban/Rural indicator**

- (11) England & Wales, Urban >=10k – sparse
- (12) England & Wales, Town & Fringe – sparse
- (13) England & Wales, Village – sparse
- (14) England & Wales, Hamlet & Isolated Dwelling – sparse
- (15) England & Wales, Urban >=10k – less sparse
- (16) England & Wales, Town & Fringe – less sparse
- (17) England & Wales, Village – less sparse
- (18) England & Wales, Hamlet & Isolated Dwelling – less sparse
- (21) Scotland, large urban area
- (22) Scotland, other urban area
- (23) Scotland, accessible small town
- (24) Scotland, remote small town
- (25) Scotland, very remote small town
- (26) Scotland, accessible rural
- (27) Scotland, remote rural
- (28) Scotland, very remote rural

FREQUENCY: Each quarter from Spring 05**COVERAGE:** Applies to all respondents.**NOTES:** This variable is only available on ONS datasets.**WARD03 - Ward 2003****Range of codes****FREQUENCY:** Each quarter from Spring 05**COVERAGE:** Applies to all respondents.**NOTES:** This variable is only available on ONS datasets.

WARD98 - Ward 98

Range of codes

FREQUENCY: Each quarter from Spring 93 to Winter 02. Spring & Autumn quarters only from Spring 03

COVERAGE: Applies to all respondents.

NOTES: This variable is only available on ONS datasets. This variable is only available in SPSS format on ONS datasets from Spring 99.

WADC91 - 1991 Census ward code

Range of codes

FREQUENCY: Spring & Autumn quarters only from Spring 99

COVERAGE: Applies to all respondents.

NOTES: This variable is only available on ONS datasets. This variable is not available in SuperCROSS format.

WADO91 - 1991 ONS ward code

Range of codes

FREQUENCY: Each quarter from Spring 93 to Winter 02. Spring & Autumn quarters only from Spring 03

COVERAGE: Applies to all respondents.

NOTES: This variable is only available on ONS datasets. This variable is only available in SPSS format on ONS datasets from Spring 99.

LEA - Local Education Authorities

(201) City of London	(356) Stockport	(857) Rutland	(NA) Isle of Anglesey
(202) Camden	(357) Tameside	(860) Staffordshire	(NC) Gwynedd
(203) Greenwich	(358) Trafford	(861) Stoke-on-Trent	(NE) Conwy
(204) Hackney	(359) Wigan	(865) Wiltshire	(NG) Denbighshire
(205) Hammersmith and Fulham	(370) Barnsley	(866) Swindon	(NJ) Flintshire
(206) Islington	(371) Doncaster	(867) Bracknell Forest	(NL) Wrexham
(207) Kensington and Chelsea	(372) Rotherham	(868) Windsor and Maidenhead	(NN) Powys
(208) Lambeth	(373) Sheffield	(869) West Berkshire	(NQ) Ceredigion
(209) Lewisham	(380) Bradford	(870) Reading	(NS) Pembrokeshire
(210) Southwark	(381) Calderdale	(871) Slough	(NU) Carmarthenshire
(211) Tower Hamlets	(382) Kirklees	(872) Wokingham	(NX) Swansea
(212) Wandsworth	(383) Leeds	(873) Wokingham	(NZ) Neath Port Talbot
(213) Westminster	(384) Wakefield	(874) Peterborough	(PB) Bridgend
(301) Barking and Dagenham	(390) Gateshead	(875) Cheshire	(PD) Vale of Glamorgan
(302) Barnet	(391) Newcastle upon Tyne	(876) Halton	(PF) Rhondda, Cynon, Taff
(303) Bexley	(392) North Tyneside	(877) Warrington	(PH) Merthyr Tydfil
(304) Brent	(393) South Tyneside	(878) Devon	(PK) Caerphilly
(305) Bromley	(394) Sunderland	(879) Plymouth	(PL) Blaenau Gwent
(306) Croydon	(420) Isles of Scilly	(880) Torbay	(PM) Torfaen
(307) Ealing	(800) Bath and North East Somerset	(881) Essex	(PP) Monmouthshire
(308) Enfield	(801) Bristol	(882) Southend on Sea	(PR) Newport
(309) Haringey	(802) North Somerset	(883) Thurrock	(PT) Cardiff
(310) Harrow	(803) South Gloucestershire	(884) Herefordshire	(QA) Aberdeen City
(311) Havering	(805) Hartlepool	(885) Worcestershire	(QB) Aberdeenshire
(312) Hillingdon	(806) Middlesbrough	(886) Kent	(QC) Angus
(313) Hounslow	(807) Redcar and Cleveland	(887) Medway	(QD) Argyll & Bute
(314) Kingston upon Thames	(808) Stockton-on-Tees	(888) Lancashire	(QE) Scottish Borders
(315) Merton	(810) Kingston upon Hull	(889) Blackburn with Darwen	(QF) Clackmannanshire
(316) Newham	(811) East Riding of Yorkshire	(890) Blackpool	(QG) West Dunbartonshire
(317) Redbridge	(812) North East Lincolnshire	(891) Nottinghamshire	(QH) Dumfries & Galloway
(318) Richmond upon Thames	(813) North Lincolnshire	(892) Nottingham	(QJ) Dundee City
(319) Sutton	(815) North Yorkshire	(893) Shropshire	(QK) East Ayrshire
(320) Waltham Forest	(816) York	(894) Telford and Wrekin	(QL) East Dunbartonshire
(330) Birmingham	(820) Bedfordshire	(908) Cornwall	(QM) East Lothian
(331) Coventry	(821) Luton	(909) Cumbria	(QN) East Renfrewshire
(332) Dudley	(825) Buckinghamshire	(916) Gloucestershire	(QP) City of Edinburgh
(333) Sandwell	(826) Milton Keynes	(919) Hertfordshire	(QQ) Falkirk
(334) Solihull	(830) Derbyshire	(921) Isle of Wight	(QR) Fife
(335) Walsall	(831) Derby	(925) Lincolnshire	(QS) City of Glasgow
(336) Wolverhampton	(835) Dorset	(926) Norfolk	(QT) Highland
(340) Knowsley	(836) Poole	(928) Northamptonshire	(QU) Inverclyde
(341) Liverpool	(837) Bournemouth	(929) Northumberland	(QW) Midlothian
(342) St Helens	(840) Durham	(931) Oxfordshire	(QX) Moray
(343) Sefton	(841) Darlington	(933) Somerset	(QY) North Ayrshire
(344) Wirral	(845) East Sussex	(935) Suffolk	(QZ) North Lanarkshire
(350) Bolton	(846) Brighton and Hove	(936) Surrey	(RA) Orkney Islands
(351) Bury	(850) Hampshire	(937) Warwickshire	(RB) Perth & Kinross
(352) Manchester	(851) Portsmouth	(938) West Sussex	(RC) Renfrewshire
(353) Oldham	(852) Southampton		(RD) Shetland Islands
(354) Rochdale	(855) Leicestershire		(RE) South Ayrshire
(355) Salford	(856) Leicester		(RF) South Lanarkshire
			(RG) Stirling
			(RH) West Lothian
			(RJ) Eilean Siar

FREQUENCY: Every year from 2000**COVERAGE:** Applies to all respondents in Great Britain.**NOTES:** This variable is included only on annual local area datasets, which are available only to ONS and those government departments which sponsor the local area enhancements.

TLEC99 - Training and enterprise councils

(101) Hampshire	(507) Shropshire	(901) County Durham
(102) Heart of England	(508) Staffordshire	(902) Northumberland
(103) Isle of Wight	(509) Walsall	(903) Tees Valley
(104) Kent	(510) Wolverhampton	(904) Tyneside
(105) Milton Keynes/North Buckinghamshire	(601) Greater Nottingham	(905) Sunderland City
(106) Surrey	(602) Leicestershire	(S01) Ayrshire
(107) Sussex Enterprise	(603) Lincolnshire	(S02) Borders
(108) Thames Valley Enterprise	(604) North Derbyshire	(S03) Dunbartonshire
(201) Bedfordshire	(605) North Nottinghamshire	(S04) Dumfries and Galloway
(202) Cambstec	(606) Northamptonshire	(S05) Fife
(203) Essex	(607) South Derbyshire	(S06) Forth Valley
(204) Greater Peterborough	(701) Barnsley and Doncaster	(S07) Glasgow Development Agency
(205) Hertfordshire	(702) Bradford and District	(S08) Grampian
(206) Norfolk and Waveney	(703) Calderdale and Kirklees	(S09) Lanarkshire
(207) Suffolk	(704) Humberside	(S10) Lothian and Edinburgh
(301) Aztec	(705) Leeds	(S11) Renfrewshire
(304) London East	(706) North Yorkshire	(S12) Tayside
(305) North London	(707) Rotherham	(S13) Argyll, Bute, Arran and the Cumbraes
(306) North West London	(708) Sheffield	(S14) Caithness and Sutherland
(309) West London	(709) Wakefield	(S15) Inverness and Nairn
(311) Solotec	(801) Cewtec	(S16) Lochaber
(312) Focus Central London	(802) Merseyside	(S17) Moray, Badenoch and Strathspey
(401) Devon and Cornwall	(803) St Helens	(S18) Orkney
(402) Dorset	(804) Bolton/Bury	(S19) Ross and Cromarty
(403) Gloucestershire	(805) Cumbria	(S20) Shetland
(404) Somerset	(806) Eltec	(S21) Skye and Lochalsh
(405) Western	(807) Lawtec	(S22) Eilean Siar
(406) Wiltshire	(808) Manchester	(W11) Cewtec
(501) Birmingham	(809) Metrotec	(W12) Mid Wales
(503) Coventry and Warwickshire	(810) Normidtec	(W13) South East Wales
(504) Dudley	(811) Oldham	(W14) West Wales
(505) Hawtec	(812) Rochdale	
(506) Sandwell	(813) South and East Cheshire	
	(814) Stockport and High Peak	

FREQUENCY: Every year from 2000

COVERAGE: Applies to all respondents in Great Britain.

NOTES: This variable is included only on annual local area datasets, which are available only to ONS and those government departments which sponsor the local area enhancements.

LSC - Learning and skills councils

- (1) County Durham
- (2) Northumberland
- (3) Tees Valley
- (4) Tyne & Wear
- (5) Cheshire/Warrington
- (6) Cumbria
- (7) Greater Manchester
- (8) Lancashire
- (9) Greater Merseyside (previously called Merseyside/Halton)
- (10) Humberside
- (11) North Yorkshire
- (12) South Yorkshire
- (13) West Yorkshire
- (14) Derbyshire
- (15) Leicestershire
- (16) Lincolnshire/Rutland
- (17) Northamptonshire
- (18) Nottinghamshire
- (19) Birmingham & Solihull
- (20) Coventry & Warwickshire
- (21) Herefordshire & Worcestershire
- (22) Shropshire
- (23) Staffordshire
- (24) The Black Country
- (25) Bedfordshire and Luton (previously called Bedfordshire)
- (26) Cambridgeshire
- (27) Essex
- (28) Hertfordshire
- (29) Norfolk
- (30) Suffolk
- (31) Central London
- (32) East London
- (33) North London
- (34) South London
- (35) West London
- (36) Berkshire
- (37) Sussex
- (38) Hampshire/Isle of Wight/Portsmouth/Southampton
- (39) Kent/Medway
- (40) Oxon/Bucks/Milton Keynes
- (41) Surrey
- (42) West of England (previously called 'Former Avon')
- (43) Bournemouth/Dorset/Poole
- (44) Devon & Cornwall
- (45) Gloucestershire
- (46) Somerset
- (47) Wiltshire & Swindon

FREQUENCY: Every year from 2000

COVERAGE: Applies to all respondents in England.

NOTES: This variable is included only on annual local area datasets, which are available only to ONS and those government departments which sponsor the local area enhancements.

LP - Learning Partnerships

(1) County Durham LP	(37) Wakefield LP	(72) South London LP
(2) Northumberland LP	(38) York LP	(73) West London LP
(3) Sunderland ETTAG	(39) Derbyshire LP	(74) Bracknell Forest LP
(4) Tees Valley LP	(40) Greater Nottingham LP	(75) Brighton & Hove LP
(5) Tyneside LP	(41) Leics, Leicester City & Rutland LP	(76) Buckinghamshire LP
(6) Bury LP	(42) Lincolnshire and Rutland LP	(77) East Sussex LP
(7) Bolton LP	(43) Northamptonshire LP	(78) Hampshire & Portsmouth LP
(8) Cumbria LP	(44) North Nottingham LP	(79) Isle of Wight LP
(9) Cheshire LP	(45) Birmingham LP	(80) Kent LP
(10) East Lancashire LP	(46) Coventry & Warwickshire LP	(81) Medway LP
(11) Halton LP	(47) Dudley LP	(82) Milton Keynes LP
(12) Knowsley LP	(48) Hereford LP	(83) Oxfordshire LP
(13) Liverpool LP	(49) Sandwell LP	(84) Reading LP
(14) Manchester LP	(50) Shropshire LP	(85) Royal Windsor/Maidenhead LP
(15) Oldham LP	(51) Solihull LP	(86) Slough LP
(16) Rochdale LP	(52) Staffordshire & Stoke LP	(87) Southampton LP
(17) St Helens LP	(53) Telford and Wrekin LP	(88) Surrey LP
(18) Sefton LP	(54) Walsall LP	(89) West Berkshire LP
(19) Stockport LP	(55) Wolverhampton LP	(90) West Sussex LP
(20) Warrington LP	(56) Worcestershire LP	(91) Wokingham LP
(21) West Lancashire LP	(57) Bedfordshire & Luton LP	(92) Bath & North East Somerset LP
(22) Wigan LP	(58) Cambridgeshire LP	(93) Bournemouth, Dorset & Poole LP
(23) Wirral LP	(59) Greater Peterborough LP	(94) Bristol & South Gloucestershire LP
(24) Barnsley LP	(60) Hertfordshire LP	(95) Cornwall and Isles of Scilly LP
(25) Bradford LP	(61) Norfolk LP	(96) Devon & Torbay LP
(26) Calderdale LP	(62) North Essex LP	(97) Gloucestershire LP
(27) Doncaster LP	(63) South Essex LP	(98) North Somerset LP
(28) East Riding LP	(64) Suffolk LP	(99) Plymouth LP
(29) Hull LP	(65) Thurrock LP	(100) Somerset LP
(30) Kirklees LP	(66) Central London LP	(101) Wiltshire & Swindon LP
(31) Leeds LP	(67) East London LP	
(32) North East Lincolnshire LP	(68) East/South East London LP	
(33) North Lincolnshire LP	(69) East Thames LP	
(34) North Yorkshire LP	(70) North London LP	
(35) Rotherham LP	(71) North West London LP	
(36) Sheffield LP		

FREQUENCY: Every year from 2000

COVERAGE: Applies to all respondents in England.

NOTES: This variable is included only on annual local area datasets, which are available only to ONS and those government departments which sponsor the local area enhancements.

LPCODE - Learning Partnerships

(1) Norfolk LP	(37) St Helens LP	(72) Cornwall & Isles of Scilly LP
(2) Suffolk LP	(38) Manchester LP	(73) Devon & Torbay LP
(3) Hertfordshire LP	(39) Oldham LP	(74) Plymouth LP
(4) Bedfordshire & Luton LP	(40) Rochdale LP	(75) Birmingham LP
(5) North Essex LP	(41) Bury LP	(76) Solihull LP
(6) South Essex LP	(42) Bolton LP	(77) Hereford LP
(7) Thurrock LP	(43) Wigan LP	(78) Worcestershire LP
(8) Cambridgeshire LP	(44) East Lancashire LP	(79) Shropshire LP
(9) Greater Peterborough LP	(45) West Lancashire LP	(80) Telford & Wrekin LP
(10) Lincolnshire LP	(46) Stockport LP	(81) Staffordshire & Stoke LP
(11) Northamptonshire LP	(47) Kent LP	(82) Dudley LP
(12) Greater Nottingham LP	(48) Medway LP	(83) Coventry & Warwickshire LP
(13) North Nottinghamshire LP	(49) Surrey LP	(84) Sandwell LP
(14) Leics, Leicester City & Rutland LP	(50) East Sussex LP	(85) Walsall LP
(15) Derbyshire LP	(51) West Sussex LP	(86) Wolverhampton LP
(16) East London LP	(52) Brighton & Hove LP	(87) North Yorkshire LP
(17) East/South East London LP	(53) Isle of Wight LP	(88) York LP
(18) Central London LP	(54) Hampshire & Portsmouth LP	(89) Bradford LP
(19) East Thames LP	(55) Southampton LP	(90) Leeds LP
(20) North London LP	(56) Milton Keynes LP	(91) Wakefield LP
(21) North West London LP	(57) West Berkshire LP	(92) Calderdale LP
(22) West London LP	(58) Reading LP	(93) Kirklees LP
(23) South London LP	(59) Wokingham LP	(94) East Riding LP
(24) Northumberland LP	(60) Bracknell Forest LP	(95) Hull LP
(25) County Durham LP	(61) Slough LP	(96) North Lincolnshire LP
(26) Sunderland ETTAG	(62) Royal Windsor/Maidenhead LP	(97) North East Lincolnshire LP
(27) Tyneside LP	(63) Buckingham LP	(98) Sheffield LP
(28) Tees Valley LP	(64) Oxfordshire LP	(99) Barnsley LP
(29) Cumbria LP	(65) Bristol & South Gloucestershire LP	(100) Rotherham LP
(30) Cheshire LP	(66) North Somerset LP	(101) Doncaster LP
(31) Wirral LP	(67) Bath & North East Somerset LP	
(32) Halton LP	(68) Gloucestershire LP	
(33) Warrington LP	(69) Wiltshire & Swindon LP	
(34) Liverpool LP	(70) Somerset LP	
(35) Sefton LP	(71) Bournemouth, Dorset & Poole LP	
(36) Knowsley LP		

FREQUENCY: Spring & Autumn quarters only from Spring 99

COVERAGE: Applies to all respondents in England.

NOTES: This variable is included on ONS datasets only.

CCET - Community Consortia for Education and Training

- (1) **Blaenau Gwent**
- (2) **Bridgend**
- (3) **Caerphilly**
- (4) **Cardiff**
- (5) **Carmarthenshire**
- (6) **Ceredigion**
- (7) **Cwllwm conway**
- (8) **Denbighshire**
- (9) **Flintshire**
- (10) **Ygamfa**
- (11) **Merthyr Tydfil**
- (12) **Monmouthshire**
- (13) **Neath Port Talbot**
- (14) **Newport**
- (15) **Pembrokeshire**
- (16) **Powys**
- (17) **Rhondda, Cynon, Taff**
- (18) **Swansea**
- (19) **Torfaen**
- (20) **The Vale of Glamorgan**
- (21) **Wrexham**

FREQUENCY: Every year from 2001

COVERAGE: Applies to all respondents in Wales.

NOTES: This variable is included only on annual local area datasets, which are available only to ONS and those government departments which sponsor the local area enhancements.

This variable is derived from UALAD99.

ELWA - Education and Learning Wales

- (1) **North Wales**
- (2) **Mid Wales**
- (3) **South East Wales**
- (4) **South West Wales**

FREQUENCY: Every year from 2001

COVERAGE: Applies to all respondents in Wales.

NOTES: This variable is included only on annual local area datasets, which are available only to ONS and those government departments which sponsor the local area enhancements.

This variable is derived from TLEC99.

RESTME - Length of time at this address

- (1) Less than 12 months
- (2) 12 months but less than 2 years
- (3) 2 years but less than 3 years
- (4) 3 years but less than 5 years
- (5) 5 years but less than 10 years
- (6) 10 years or longer

FREQUENCY: Each quarter from Spring 96

COVERAGE: Applies to all respondents.

NOTES: This variable which replaces RESLNO is a result of the GSS Social Survey Harmonisation Project.

The question relates to address rather than place. It may be possible that an individual is living at a different address from 12 months ago but is living in the same town and county.

Babies under a year are code 1.

ALL students living in Halls of Residence should be given the same code as the 'head of household'.

This question must be asked of economically inactive respondents aged 70 and over.

Absences from the address which by their nature are temporary, i.e. without permanent intent are ignored. For example, a person now ages 22 who was born at this address, and whose only absence was when he went to university for three years at the age of 18 is recorded as having lived at the address for 22 years - code 6 '10 years or longer'.

RESMTH - Months at this address

(0 - 11) Months

FREQUENCY: Each quarter from Spring 96

COVERAGE: Applies to all respondents who have lived at their address less than 12 months (RESTME = 1).

NOTES: RESMTH and RESBBY are used to identify babies born less than 3 months ago (i.e. between survey waves).

RESBBY - Whether respondent is baby

- (1) Yes
- (2) No

FREQUENCY: Each quarter from Spring 96

COVERAGE: Applies to all respondents who have lived at their address less than 3 months (RESMTH <3).

NOTES: RESMTH and RESBBY are used to identify babies born less than 3 months ago (i.e. between survey waves).

M3CRY - Place of residence 3 months ago

- (1) **UK**
- (2) **Somewhere else**

FREQUENCY: Each quarter from Spring 92 to Winter 95. Spring quarters only from Spring 96

COVERAGE: Spring quarters only Spring 92 - Spring 94: Applies to all respondents who have lived at their address less than 3 months (RESLNO = 6).

Non Spring quarters Summer 92 - Winter 94: Applies to all respondents who have lived at their address less than 3 months (RESLEN = 2).

Each quarter from Spring 95 - Winter 95: Applies to all respondents who have lived at their address less than 3 months (RESLNO = 6).

Each quarter from Spring 96 onwards: Applies to all respondents who have lived at their address less than 3 months AND they are not a baby born within the last 3 months (RESMTH < 3 AND RESBBY ≠ 1).

NOTES: If filtering on a specific country other than the UK then the relevant category of M3CRYO should also be filtered on. RESMTH and RESBBY were introduced in Spring 96 to identify babies born less than 3 months ago (i.e. between survey waves).

M3CRYO - Country of residence 3 months ago

(Spring 92 - Winter 92)	(52) United States of America	(Added Spring 93)	(Added Spring 99)
(1) United Kingdom/Great Britain	(53) (Other) Caribbean	(96) Angola	(134) St. Pierre and Miquelon
(6) Irish Republic (inc. pns)	(54) (Other) Central America	(97) Ethiopia	(135) Greenland
(7) Channel islands	(55) (Other) South America	(98) Somalia	(136) Bermuda
(8) Isle of Man	(56) Pakistan	(99) Zaire	(137) Taiwan
(11) Australia	(57) Burma/Myanmar	(100) Cuba	(138) Laos
(12) Canada	(58) China	(101) Mexico	(139) Afghanistan, Bhutan, Republic of the Maldives, Nepal
(13) New Zealand	(59) Japan	(102) Argentina	(140) Thailand
(14) Kenya	(60) Philippines	(103) Brazil	(141) Armenia, Azerbaijan and Georgia
(15) Uganda	(61) Vietnam	(104) Chile	(142) Kazakhstan, Kyrgistan, Tajikistan, Turkmenistan, Uzbekistan
(16) Tanzania	(62) Iran	(105) Columbia	*(143) At sea/In the air/Oil rig
(17) Malawi	(63) Israel	(106) Uruguay	*(144) Stateless
(18) Zambia	(64) Other Middle East nes	(107) Venezuela	
(19) Zimbabwe	(65) Other Asia (foreign nes)	(108) Iraq	
(20) Botswana, Lesotho and Swaziland	(66) Belgium	(109) Lebanon	
(21) Gambia	(67) Denmark	(110) Indonesia	
(22) Ghana	(68) France (inc. Monaco)	(111) Korea	
(23) Nigeria	(69) Italy	(112) Macao/Macau	
(24) Sierra Leone	(70) Luxembourg	(113) Liechtenstein	
(25) Barbados	(71) Netherlands	(114) Andorra	
(26) Jamaica	(72) Federal Republic of Germany	*(115) At sea/In the air	
(27) Trinidad & Tobago	(73) Germany (pns)	*(116) Stateless	
(28) West Indies (Associated States)	(74) Albania	(Added Spring 98)	
(29) West Indies (so stated)	(75) Bulgaria	(115) Belarus	
(30) Other Caribbean Commonwealth	(76) German Democratic Republic	(116) Bosnia (Yugoslavia)	
(31) Belize	(77) Czechoslovakia	(117) Croatia	
(32) Guyana	(78) Hungary	(118) Czech Republic	
(33) Bangladesh	(79) Poland	(119) Estonia	
(34) India	(80) Romania	(120) Macedonia (Yugoslavia)	
(35) Sri Lanka	(81) Austria	(121) Lithuania	
(36) Hong Kong	(82) Switzerland	(122) Latvia	
(37) Malaysia	(83) Greece	(123) Moldova	
(38) Singapore	(84) Portugal (inc. Azores & Madeira)	(124) Russia	
(39) Cyprus	(85) Spain (inc. Balearic & Canary Islands)	(125) Slovak Republic	
(40) Gibraltar	(86) Finland	(126) Slovenia	
(41) Malta & Gozo	(87) Norway	(127) Ukraine	
(42) Seychelles	(88) Sweden	(128) San Marino	
(43) Mauritius	(89) (Other) Yugoslavia	(129) Vatican City	
(44) Other New Commonwealth	(90) Other Europe nes	(130) Sudan	
(45) Algeria	(91) Turkey	(131) Cambodia (Khmer Republic)	
(46) Morocco	(92) Former USSR etc.	(132) Indonesia	
(47) Tunisia	(93) Rest of the World nes	(133) Micronesia	
(48) Libya	*(94) At sea/in the air	*(134) At sea/In the air	
(49) Egypt	*(95) Stateless	*(135) Stateless	
(50) Republic of South Africa			
(51) Other Africa (foreign nes)			

Abbreviations: pns = part not stated, nes = not elsewhere stated.

FREQUENCY: Each quarter from Spring 92 to Winter 95. Spring quarters only from Spring 96

COVERAGE: Applies to all respondents who were living outside the UK 3 months ago (M3CRY = 2).

NOTES: Text labels are not available for this variable. When filtering on a specific country also filter on Option 2 'Somewhere else' in M3CRY.

It should be noted that from Spring 92 to Winter 92 codes were from 1-95, then from Spring 93 they were increased to 116, from Spring 98 to 135 and from Spring 99 to 144, this is for SOEC purposes as a number of countries were not uniquely identifiable. *Note the change in coding for *At sea/in the air* and *Stateless* in from Spring 93, Spring 98 and Spring 99.

REG3 - Region of residence 3 months ago

(1)	Tyne & Wear	(12)	West Midlands (Met County)
(2)	Rest of Northern Region	(13)	Rest of West Midlands
(3)	South Yorkshire	(14)	Greater Manchester
(4)	West Yorkshire	(15)	Merseyside
(5)	Rest of Yorkshire & Humberside	(16)	Rest of North West
(6)	East Midlands	(17)	Wales
(7)	East Anglia	(18)	Strathclyde
(8)	Inner London	(19)	Rest of Scotland
(9)	Outer London	(20)	Northern Ireland
(10)	Rest of South East	(22)	Outside UK
(11)	South West	(23)	Baby under 3 months

FREQUENCY: Each quarter from Spring 92 to Winter 95. Spring quarters only from Spring 96

COVERAGE: Applies to all respondents who were living at a different address 3 months ago.

NOTES: From Spring 92 to Winter 95 this variable was derived from RESLEN/RESLNO, M3CRY & LAD3. RESLNO was replaced by RESTME in Spring 96. LAD3 was replaced by UALD3 in Spring 2000.

In all quarters between Spring 92 & Winter 93, and in Spring 94, Summer 95, Autumn 95 & Spring 96 option 23 is 'Baby under 1 year'.

It should be noted that although a respondent was living at a different address 3 months ago, they could still be living in the same town or county.

GOR3 - Region of residence 3 months ago**Spring 92 – Autumn 99**

(1)	Tyne & Wear	(12)	Eastern
(2)	Rest of North East	(13)	Inner London
(3)	Greater Manchester	(14)	Outer London
(4)	Merseyside	(15)	South East
(5)	Rest of North West	(16)	South West
(6)	South Yorkshire	(17)	Wales
(7)	West Yorkshire	(18)	Strathclyde
(8)	Rest of Yorkshire & Humberside	(19)	Rest of Scotland
(9)	East Midlands	(20)	Northern Ireland
(10)	West Midlands (Met County)	(22)	Outside UK
(11)	Rest of West Midlands	(23)	Baby under 3 months

Spring 00 onwards

(1)	Tyne & Wear	(12)	East of England
(2)	Rest of North East	(13)	Inner London
(3)	Greater Manchester	(14)	Outer London
(4)	Merseyside	(15)	South East
(5)	Rest of North West	(16)	South West
(6)	South Yorkshire	(17)	Wales
(7)	West Yorkshire	(18)	Strathclyde
(8)	Rest of Yorkshire & Humberside	(19)	Rest of Scotland
(9)	East Midlands	(20)	Northern Ireland
(10)	West Midlands (Met County)	(21)	Outside UK
(11)	Rest of West Midlands	(22)	Baby under 3 months

FREQUENCY: Spring 92 only. Each quarter from Spring 93 to Autumn 99. Spring quarters only from Spring 2000

COVERAGE: Applies to all respondents in employment.

NOTES: This variable is based on Government Office Regions. It is derived from RESTME, RESMTH, RESBBY, M3CRY & UALD3.

This variable is not available in SuperCROSS in Spring 92, Spring 93 & Summer 93.

OYEQM3 - Whether living at same address 12 months ago

(1)	Yes, same place
(2)	No, somewhere else
(3)	Baby under 1 year

FREQUENCY: Spring quarters only from Spring 92

COVERAGE: From Spring 92 to Spring 95: Applies to all respondents who have lived at their address less than 3 months (RESLNO = 6).

Each quarter from Spring 96 onwards: Applies to all respondents who have lived at their address less than 3 months AND they are not a baby born within the last 3 months (RESMTH < 3 AND RESBBY ≠ 1).

NOTES: Although the coverage of this variable seems contradictory at first glance it is in fact referring to the address the respondent was living at prior to their current address. For example, if the respondent is currently living in Bristol but three months ago was living in Bognor this variable checks whether the respondent was living in Bognor 12 months ago.

It should also be noted that the same circumstances apply if the respondent is living at a different address from 12 months ago but is still living in the same town or county.

REGONE - Region of residence 12 months ago

(1)	Tyne & Wear	(12)	West Midlands (Met County)
(2)	Rest of Northern Region	(13)	Rest of West Midlands
(3)	South Yorkshire	(14)	Greater Manchester
(4)	West Yorkshire	(15)	Merseyside
(5)	Rest of Yorkshire & Humberside	(16)	Rest of North West
(6)	East Midlands	(17)	Wales
(7)	East Anglia	(18)	Strathclyde
(8)	Inner London	(19)	Rest of Scotland
(9)	Outer London	(20)	Northern Ireland
(10)	Rest of South East	(22)	Outside of the UK
(11)	South West	(23)	Baby under 1 year

FREQUENCY: Spring quarters only from Spring 92

COVERAGE: Applies to all respondents.

NOTES: From Spring 92 to Spring 95 this variable was derived from RESLEN/RESLNO, OYCRY, AGE & LADO. RESLNO was replaced by RESTME in Spring 96. LADO was replaced by UALDO in Spring 2000.

GORONE - Region of residence 12 months ago**Spring 92 – Autumn 99**

(1)	Tyne & Wear	(12)	Eastern
(2)	Rest of North East	(13)	Inner London
(3)	Greater Manchester	(14)	Outer London
(4)	Merseyside	(15)	South East
(5)	Rest of North West	(16)	South West
(6)	South Yorkshire	(17)	Wales
(7)	West Yorkshire	(18)	Strathclyde
(8)	Rest of Yorkshire & Humberside	(19)	Rest of Scotland
(9)	East Midlands	(20)	Northern Ireland
(10)	West Midlands (met county)	(22)	Outside UK
(11)	Rest of West Midlands	(23)	Baby under 3 months

Spring 00 onwards

(1)	Tyne & Wear	(12)	East of England
(2)	Rest of North East	(13)	Inner London
(3)	Greater Manchester	(14)	Outer London
(4)	Merseyside	(15)	South East
(5)	Rest of North West	(16)	South West
(6)	South Yorkshire	(17)	Wales
(7)	West Yorkshire	(18)	Strathclyde
(8)	Rest of Yorkshire & Humberside	(19)	Rest of Scotland
(9)	East Midlands	(20)	Northern Ireland
(10)	West Midlands (met county)	(21)	Outside UK
(11)	Rest of West Midlands	(22)	Baby under 3 months

FREQUENCY: Spring 92 only. Each quarter from Spring 93 to Autumn 99. Spring quarters only from Spring 00

COVERAGE: Applies to all respondents in employment.

NOTES: This variable is based on Government Office Regions. It is derived from RESTME AGE OYCRY & UALDO.

This variable is not available in SuperCROSS in Spring 92, Spring 93 & Summer 93.

OYCRY - Country of residence 12 months ago

- (1) UK
- (2) Somewhere else
- (3) Baby under 1 year (Spring 93 onwards)

FREQUENCY: Spring quarters only from Spring 92

COVERAGE: From Spring 92 to Spring 93: Applies to all respondents who have lived at their current address between 3 & 12 months OR if they were not living at their current address 12 months ago (RESLNO = 5 OR OYEQM3 = 2) OR (FOR NI - RESLNO = 6).

From Spring 94 to Spring 95: Applies to all respondents who have lived at their current address between 3 & 12 months OR if they were not living at their current address 12 months ago (RESLNO = 5 OR OYEQM3 = 2).

From Spring 96 onwards: Applies to all respondents who have lived at their current address between 3 & 12 months OR if they were not living at their current address 12 months ago (RESMTH < = 3 OR OYEQM3 = 2).

NOTES: It should be noted that when filtering on OYCRY = 2 the relevant category of OYCRYO should also be filtered in order to ensure accuracy. Category (3) *Baby under 1 year* is not available for the Spring 92 quarter.

OYCRYO - Country of residence 12 months ago

(Spring 92 - Winter 92)	(52) United States of America	(Added Spring 93)	(Added Spring 99)
(1) United Kingdom/Great Britain	(53) (Other) Caribbean	(96) Angola	(134) St. Pierre and Miquelon
(6) Irish Republic (inc. pns)	(54) (Other) Central America	(97) Ethiopia	(135) Greenland
(7) Channel islands	(55) (Other) South America	(98) Somalia	(136) Bermuda
(8) Isle of Man	(56) Pakistan	(99) Zaire	(137) Taiwan
(11) Australia	(57) Burma/Myanmar	(100) Cuba	(138) Laos
(12) Canada	(58) China	(101) Mexico	(139) Afghanistan, Bhutan, Republic of the Maldives, Nepal
(13) New Zealand	(59) Japan	(102) Argentina	(140) Thailand
(14) Kenya	(60) Philippines	(103) Brazil	(141) Armenia, Azerbaijan and Georgia
(15) Uganda	(61) Vietnam	(104) Chile	(142) Kazakhstan, Kyrgistan, Tajikistan, Turkmenistan, Uzbekistan
(16) Tanzania	(62) Iran	(105) Columbia	*(143) At sea/In the air/Oil rig
(17) Malawi	(63) Israel	(106) Uruguay	*(144) Stateless
(18) Zambia	(64) Other Middle East nes	(107) Venezuela	
(19) Zimbabwe	(65) Other Asia (foreign nes)	(108) Iraq	
(20) Botswana, Lesotho and Swaziland	(66) Belgium	(109) Lebanon	
(21) Gambia	(67) Denmark	(110) Indonesia	
(22) Ghana	(68) France (inc. Monaco)	(111) Korea	
(23) Nigeria	(69) Italy	(112) Macao/Macau	
(24) Sierra Leone	(70) Luxembourg	(113) Liechtenstein	
(25) Barbados	(71) Netherlands	(114) Andorra	
(26) Jamaica	(72) Federal Republic of Germany	*(115) At sea/In the air	
(27) Trinidad & Tobago	(73) Germany (pns)	*(116) Stateless	
(28) West Indies (Associated States)	(74) Albania	(Added Spring 98)	
(29) West Indies (so stated)	(75) Bulgaria	(115) Belarus	
(30) Other Caribbean Commonwealth	(76) German Democratic Republic	(116) Bosnia (Yugoslavia)	
(31) Belize	(77) Czechoslovakia	(117) Croatia	
(32) Guyana	(78) Hungary	(118) Czech Republic	
(33) Bangladesh	(79) Poland	(119) Estonia	
(34) India	(80) Romania	(120) Macedonia (Yugoslavia)	
(35) Sri Lanka	(81) Austria	(121) Lithuania	
(36) Hong Kong	(82) Switzerland	(122) Latvia	
(37) Malaysia	(83) Greece	(123) Moldova	
(38) Singapore	(84) Portugal (inc. Azores & Madeira)	(124) Russia	
(39) Cyprus	(85) Spain (inc. Balearic & Canary Islands)	(125) Slovak Republic	
(40) Gibraltar	(86) Finland	(126) Slovenia	
(41) Malta & Gozo	(87) Norway	(127) Ukraine	
(42) Seychelles	(88) Sweden	(128) San Marino	
(43) Mauritius	(89) (Other) Yugoslavia	(129) Vatican City	
(44) Other New Commonwealth	(90) Other Europe nes	(130) Sudan	
(45) Algeria	(91) Turkey	(131) Cambodia (Khmer Republic)	
(46) Morocco	(92) Former USSR etc.	(132) Indonesia	
(47) Tunisia	(93) Rest of the World nes	(133) Micronesia	
(48) Libya	*(94) At sea/in the air	*(134) At sea/In the air	
(49) Egypt	*(95) Stateless	*(135) Stateless	
(50) Republic of South Africa			
(51) Other Africa (foreign nes)			

Abbreviations: pns = part not stated, nes = not elsewhere stated.

FREQUENCY: Spring quarters only from Spring 92

COVERAGE: Applies to all respondents who were living outside the UK 12 months ago (OYCRY = 2).

NOTES: Text labels are not available for this variable. When filtering on a specific country also filter on Option 2 *Somewhere else* in OYCRY.

It should be noted that from Spring 92 to Winter 92 codes were from 1-95, then from Spring 93 they were increased to 116, from Spring 98 to 135 and from Spring 99 to 144, this is for SOEC purposes as a number of countries were not uniquely identifiable. *Note the change in coding for *At sea/in the air* and *Stateless* in from Spring 93, Spring 98 and Spring 99.

RESPONSE DETAILS

CAIND - Child/Adult indicator

- (1) **Adult**
- (2) **Child of head of household and head of family unit**
- (3) **Child of other family**
- (4) **Child of head of household but not head of family unit**

FREQUENCY: Each quarter from Spring 92

COVERAGE: Applies to all respondents.

NOTES: This variable is derived from AGE, MARSTT, EDAGE, COURSE, RELHFU & RELHRP.

CAIND identifies dependent children, i.e. aged <16 or aged 16 – 18 in full-time education and never married.

IOUTCOME - Individual outcome

- (1) **Personal response**
- (2) **Proxy response**
- (3) **Non-response**
- (4) **Child**
- (6) **Data brought forward from previous quarter**
- (7) **Economically inactive 70+**

FREQUENCY: Each quarter from Spring 92

COVERAGE: Applies to all respondents.

NOTES: This variable is used mainly to identify whether responses obtained were given personally or by proxy. Some analysis of LFS data may be particularly affected by proxy responses, e.g. subjective questions - whether someone would like to work, or questions that are particularly difficult for proxy respondents to answer, e.g. number of actual unpaid overtime hours worked in reference week. Results of this variable therefore should be treated with caution. With regard to proxy responses there are some common sense rules. A study of proxy responses is contained in the LFS User Guide Volume 1 (Background and Methodology). Generally the questions can be asked of the main respondent provided that they are able to supply the required information and are related to the individual concerned. However, it is also acceptable for:

- a) Co-habitees to supply information about each other,
- b) Anyone whom the HOH/spouse personally asks to provide the information, e.g. a young person whose parents wish them to be the respondent,
- c) A relative, friend or health visitor may also give information where a person living alone is too old, sick or deaf to be interviewed, but only with their permission and preferably in their presence, and
- d) Children to be used as an interpreter if the parents do not speak English and it is felt that the child is capable of understanding and interpreting the questions.

PRXREL - Type of proxy response

- (1) **Personal response**
- (2) **Spouse/partner proxy**
- (3) **Other proxy**
- (4) **Child aged under16**

FREQUENCY: Each quarter from Spring 97

COVERAGE: Applies to all respondents.

HOUSEHOLD CHARACTERISTICS

STRUCTURE

HHTYPE - Type of household

- (01) 1 person
- (02) 2 or more persons, all different family units
- (03) Married couple, no children, no other family units
- (04) Cohabiting couple, no children, no other family units
- (05) Couple, no children, other family units
- (06) Married couple, all dependent children, no other family units
- (07) Cohabiting couple, all dependent children, no other family units
- (08) Married couple, dependent & non-dependent children, no other family units
- (09) Cohabiting couple, dependent & non dependent children, no other family units
- (10) Married couple, all non-dependent children, no other family units
- (11) Cohabiting couple, all non-dependent children, no other family units
- (12) Couple, all dependent children, other family units
- (13) Couple, dependent & non-dependent children, other family units
- (14) Couple, all non-dependent children, other family units
- (15) Lone parent, all dependent children, no other family units
- (16) Lone parent, dependent & non-dependent children, no other family units
- (17) Lone parent, all non-dependent children, no other family units
- (18) Lone parent, all dependent children, other family units
- (19) Lone parent, dependent & non-dependent children, other family units
- (20) Lone parent, all non-dependent children, other family units
- (21) 2 or more family units, all dependent children
- (22) 2 or more family units, dependent & non-dependent children
- (23) 2 or more family units, all non-dependent children
- (24) 2 or more family units, no children
- (25) Same sex couple with or without others

FREQUENCY: Spring and Autumn quarters only from Spring 96 (on household datasets only). Each quarter from Spring 2000 (on household and ONS datasets)

COVERAGE: Applies to all households.

NOTES: HHTYPE replaces TYPEHH from Spring 96. It has had the number of categories increased to identify married and cohabiting couples in a household.

Categories 15 or 18 (Lone parent, all dependent children, no other family/other family units) will also include those who are married, i.e. MARSTT=2 (Yes) where their spouse is not a household member i.e. MARCHK=2 (No), e.g. working away from home, in prison etc.

In categories 5, 12, 13 & 14, 'Couple' refers to both married and cohabiting couples.

This variable is derived from FUTYPE, FDPCH19 & RELHFU.

HHTYPE is only included on the household datasets prior to Spring 2000. It is included on both household and ONS datasets from Spring 2000.

HLDCMP - Composition of household

- (01) 1 male over pensionable age with no children
- (02) 1 female over pensionable age with no children
- (03) 1 adult under pensionable age with no children
- (04) 1 adult with one child
- (05) 1 adult with two or more children
- (06) Married couple both under pensionable age with no children
- (07) Cohabiting couple both under pensionable age with no children
- (08) Married couple one or more over pensionable age with no children
- (09) Cohabiting couple one or more over pensionable age with no children
- (10) Married couple with one child
- (11) Married couple with 2 children
- (12) Married couple with 3 or more children
- (13) Cohabiting couple with one child
- (14) Cohabiting couple with 2 children
- (15) Cohabiting couple with 3 or more children
- (16) 2 adults, not married or cohabiting, both under pensionable age with no children
- (17) 2 adults, not married or cohabiting, one or more over pensionable age with no children
- (18) 2 adults, not married or cohabiting with 1 or more children
- (19) 3 or more adults with no children including at least one married/cohabiting couple
- (20) 3 or more adults with 1 or 2 children including at least one married/cohabiting couple
- (21) 3 or more adults with 3 or more children including at least one married/cohabiting couple
- (22) 3 or more adults with no children
- (23) 3 or more adults with one or more children
- (24) Same sex cohabiting couple

FREQUENCY: Spring and Autumn quarters only from Spring 96 (on household datasets only). Each quarter from Spring 2000 (on household and ONS datasets)

COVERAGE: Applies to all households.

NOTES: HLDCMP is not available on the person level datasets, but is included on the household datasets prior to Spring 2000. It is also included on both household and ONS datasets from Spring 2000.

HLDCMP replaces AGCOCD. It has had the number of categories increased to identify married and cohabiting couples in a household. It is derived from AGE, SEX, MARSTT, LIVTOG & CAIND.

RELH96 - Relationship to head of household

(0)	Head of household	(12)	Brother/sister
(1)	Spouse	(13)	Step-brother/sister
(2)	Cohabitee	(14)	Foster brother/sister
(3)	Child	(15)	Brother/sister-in-law
(4)	Step-child	(16)	Grandchild
(5)	Foster child	(17)	Grandparent
(6)	Child-in-law	(18)	Other relation
(7)	Parent	(19)	Other non-relative
(8)	Step-parent	(20)	Same sex cohabitee
(10)	Foster parent	(21)	Undefined
(11)	Parent-in-law		

FREQUENCY: Each quarter from Spring 96

COVERAGE: Applies to all respondents.

NOTES: Although available from Spring 96 the full benefits of RELH96 do not occur till the Summer 96 quarter because detailed relationship information is not available for imputed cases until then. RELHOH (for Spring 96 only) collapses RELH96 into the categories used in previous quarters and will include imputed cases.

This variable was introduced in Spring 96 as a result of the GSS Social Survey Harmonisation Project to identify whether the respondent is the person in whose name the accommodation is owned or rented.

This variable replaced RELHOH.

RELHRP - Relationship to HRP

(0)	Household Reference Person
(1)	Spouse
(2)	Cohabitee
(3)	Child
(4)	Step-child
(5)	Foster child
(6)	Child in law
(7)	Parent
(8)	Step-parent
(10)	Foster parent
(11)	Parent in law
(12)	Brother or sister
(13)	Step-brother or sister
(14)	Foster brother or sister
(15)	Brother or sister in law
(16)	Grandchild
(17)	Grandparent
(18)	Other relation
(19)	Other non-relative
(20)	Same sex cohabitee
(21)	Undefined

FREQUENCY: Each quarter from Spring 01

COVERAGE: Applies to all respondents.

NOTES: There are a lot of changes taking place in the make-up of households/families and the purpose of the relationship grid is to calculate family units by defining household members' relationship to each other.

HRP - Household reference person

- (1) Respondent is HRP
- (2) Respondent is not HRP

FREQUENCY: Each quarter from Spring 2000 to Winter 2000 (on ONS datasets only). Each quarter from Spring 01

COVERAGE: Applies to all respondents aged 16+.

NOTES: This variable is derived from PERSNO and DVHRPNUM. It is used to determine Household Reference Person. This variable is only on ONS datasets in 2000.

DVHRPNUM - Person number of HRP

FREQUENCY: Each quarter from Spring 01

COVERAGE: Applies to all respondents.

HOHID - Head of household identification

- (1) Head of household
- (2) Not head of household

FREQUENCY: Each quarter from Spring 96

COVERAGE: Applies to all respondents.

NOTES: HOHID was introduced in Spring 96 to provide additional information about the total number of people and family units within the household.

XR(00-15) - Relationship to person

- (1) Spouse
- (2) Cohabiting partner
- (3) Natural son or daughter
- (4) Step son or daughter
- (5) Foster child
- (6) Son or daughter in law
- (7) Parent
- (8) Step parent
- (9) Guardian
- (10) Foster parent
- (11) Parent in law
- (12) Brother or sister
- (13) Step brother or sister
- (14) Foster brother or sister
- (15) Brother or sister in law
- (16) Grandchild
- (17) Grandparent
- (18) Other relation
- (19) Other non-relative

FREQUENCY: Each quarter from Spring 96

COVERAGE: Applies to all respondents.

NOTES: This variable is based on a relationship grid which calculates family units by defining household members' relationship to one another. The relationship grid will only appear if there is more than one person in the household.

TOTNUM - Total number of eligible people in household

(1 - 16) Total number of eligible people in household

FREQUENCY: Spring and Autumn quarters from Spring 96 (on household datasets only). Each quarter from Spring 2000 (on household and ONS datasets)

COVERAGE: Applies to all households.

NOTES: TOTNUM is only included on the household datasets prior to Spring 2000. It is also included on both household and ONS datasets from Spring 2000.

TOTNUM was introduced in Spring 96 to provide additional information about the total number of people within the household. This variable is derived from IOUTCOME.

TOTFU - Total number of family units in household

(1 - 16) Total number of family units in household

FREQUENCY: Spring and Autumn quarters from Spring 96 (on household datasets only). Each quarter from Spring 2000 (on household and ONS datasets)

COVERAGE: Applies to all households.

NOTES: TOTFU is only included on the household datasets prior to Spring 2000. It is also included on both household and ONS datasets from Spring 2000.

TOTFU was introduced in Spring 96 to provide additional information about the total number of family units within the household. This variable is derived from IOUTCOME.

FMDP - Number of family units in household with dependent children only

(1 - 16) Number of family units in household with dependent children

FREQUENCY: Spring and Autumn quarters from Spring 96 (on household datasets only). Each quarter from Spring 2000 (on household and ONS datasets)

COVERAGE: Applies to all family units.

NOTES: FMDP is only included on the household datasets prior to Spring 2000. It is also included on both household and ONS datasets from Spring 2000. This variable was introduced in Spring 96 to provide additional information about the total number of family units within the household.

This variable is derived from HOUT & FUTYPE.

FMNDP - Number of family units in household with non-dependent children only

(1 - 16) Number of family units in household with non-dependent children only

FREQUENCY: Spring and Autumn quarters from Spring 96 (on household datasets only). Each quarter from Spring 2000 (on household and ONS datasets)

COVERAGE: Applies to all family units.

NOTES: FMNDP is only included on the household datasets prior to Spring 2000. It is also included on both household and ONS datasets from Spring 2000. This variable was introduced in Spring 96 to provide additional information about the total number of family units within the household.

This variable is derived from HOUT & FUTYPE.

FMPLUS - Total number of family units with more than one person

(1 - 16) Total number of family units with more than one person

FREQUENCY: Each quarter from Spring 96

COVERAGE: Applies to all family units.

NOTES: FMPLUS is available on both the person level datasets and the household datasets. This variable was introduced in Spring 96 to provide additional information about the total number of family units within the household.

This variable is derived from HOUTCOME, TOTFU & TOTNUM.

TOTXFU - Total number of extended families in household

(1 - 16) Total number of extended families in household

FREQUENCY: Spring and Autumn quarters from Spring 96 (on household datasets only). Each quarter from Spring 2000 (on both household and ONS datasets)

COVERAGE: Applies to all family units.

NOTES: TOTXFU is only included on the household datasets prior to Spring 2000. It is included on both household and ONS datasets from Spring 2000. This variable was introduced in Spring 96 to provide additional information about the total number of family units within the household.

This variable is derived from HOUT, FAMUNIT & EXTFU.

XFMDC - Total number of extended family units in household with dependent children only

(1 - 16) Total number of extended family units in household with dependent children only

FREQUENCY: Spring and Autumn quarters from Spring 96 (on household datasets only). Each quarter from Spring 2000 (on both household and ONS datasets)

COVERAGE: Applies to all family units.

NOTES: XFMDC is only included on the household datasets prior to Spring 2000. It is included on both household and ONS datasets from Spring 2000. This variable was introduced in Spring 96 to provide additional information about the total number of family units within the household.

This variable is derived from HOUT, TOTXFU & FUTYPE.

XFMNDC - Total number of extended family units in household with non-dependent children only

(1 - 16) Total number of extended family units in household with non-dependent children only

FREQUENCY: Spring and Autumn quarters from Spring 96 (on household datasets only). Each quarter from Spring 2000 (on both household and ONS datasets)

COVERAGE: Applies to all family units.

NOTES: XFMNDC is only included on the household datasets prior to Spring 2000. It is included on both household and ONS datasets from Spring 2000. This variable was introduced in Spring 96 to provide additional information about the total number of family units within the household.

This variable is derived from HOUT, TOTXFU & FUTYPE.

NFAMHH - Total number of family units in household

(0-19) Number of family units

FREQUENCY: Each quarter from

COVERAGE: Applies to all family units

NOTES: This variable is only available on ONS SuperCROSS datasets.

NPERSFM - Total number of eligible people in family unit

(0-19) Number of people

FREQUENCY: Each quarter from

COVERAGE: Applies to all family units.

NOTES: This variable is only available on ONS SuperCROSS datasets.

NPERSHH - Total number of eligible people in household

(0-19) Number of people

FREQUENCY: Each quarter from

COVERAGE: Applies to all households.

NOTES: This variable is only available on ONS SuperCROSS datasets.

HDPCH19 - Number of dependent children in household aged under 19

(0-10) Number of dependent children in household aged under 19

FREQUENCY: Each quarter from Spring 92

COVERAGE: Applies to all households.

NOTES: Dependent children are all those aged 0-15 and those aged 16-18 who are in full-time education. Text labels are not available for this variable. This variable is derived from CAIND & AGE.

HDPCH4 - Number of children in household aged 4 years or less

(0-16) Number of children

FREQUENCY: Spring quarters only from Spring 92 to Spring 94. Spring and Autumn quarters from Spring 95

COVERAGE: Applies to all households.

NOTES: This variable is derived from AGE & CAIND. This variable is included on household datasets only.

HDC515 - Number of children in household aged between 5 and 15 years

(0-10) Number of children

FREQUENCY: Spring quarters only from Spring 92 to Spring 94. Spring and Autumn quarters from Spring 95

COVERAGE: Applies to all households.

NOTES: This variable is derived from AGE & CAIND. This variable is included on household datasets only.

HDPCH18 - Number of children in household aged between 16 and 18 years

(0-10) Number of children

FREQUENCY: Spring quarters only from Spring 92 to Spring 94. Spring and Autumn quarters from Spring 95

COVERAGE: Applies to all households.

NOTES: This variable is derived from AGE & CAIND. This variable is included on household datasets only.

AOHL16 - Age of oldest dependent child in household aged under 16

(0-15) Age of oldest dependent child in household aged 0-15

(16) No dependent children aged under 16

FREQUENCY: Spring quarters only from Spring 92 to Spring 94. Each quarter from Spring 95

COVERAGE: Applies to all households.

NOTES: Dependent children are all those aged 0-15 and those aged 16-18 who are in full-time education. Text labels are not available for this variable. This variable is derived from CAIND & AGE.

AOHL19 - Age of oldest dependent child in household aged under 19

(0-18) Age of oldest dependent child in household aged 0-18

(19) No dependent children aged under 19

FREQUENCY: Spring quarters only from Spring 92 to Spring 94. Each quarter from Spring 95

COVERAGE: Applies to all households.

NOTES: Dependent children are all those aged 0-15 and those aged 16-18 who are in full-time education. Text labels are not available for this variable. This variable is derived from CAIND & AGE.

AYHL19 - Age of youngest dependent child in household aged under 19

(0-18) Age of youngest dependent child in household aged 0-18

(19) No dependent children aged under 19

FREQUENCY: Spring quarters only from Spring 92 to Spring 94. Each quarter from Spring 95

COVERAGE: Applies to all households.

NOTES: Dependent children are all those aged 0-15 and those aged 16-18 who are in full-time education. Text labels are not available for this variable. This variable is derived from CAIND & AGE.

HOUSEHOLD COMPOSITION

HNWKAGE - Number of people in household who are of working age

(0-19) Number of people

FREQUENCY: Spring quarters only from Spring 92 to Spring 94. Spring and Autumn quarters from Spring 95

COVERAGE: Applies to all respondents.

NOTES: Working age is between 16 and 59 years for females and 16 and 64 years for males. This variable is included on household datasets only.

HNPEN - Number of people in household who are of pensionable age

(0-19) Number of people

FREQUENCY: Spring quarters only from Spring 92 to Spring 94. Spring and Autumn quarters from Spring 95

COVERAGE: Applies to all respondents.

NOTES: Pension age is 60 years and over for females and 65 years and over for males. This variable is included on household datasets only.

HEACOMB - Household economic activity

- (1) All persons in the household are employed**
- (2) All persons in the household are either employed or unemployed**
- (3) All persons in the household are either employed or inactive**
- (4) All persons in the household are either employed, unemployed or inactive**
- (5) All persons in the household are unemployed**
- (6) All persons in the household are either unemployed or inactive**
- (7) All persons in the household are inactive**

FREQUENCY: Spring quarters only from Spring 92 to Spring 94. Spring and Autumn quarters from Spring 95

COVERAGE: Applies to all households.

NOTES: This variable is derived from HNEMP05, HNUEMP05 & HNINAC05 from Spring 05 onwards. This variable is included on household datasets only.

HEAHEAD - Economic activity of head of family unit

- (1) Employed**
- (2) Unemployed**
- (3) Inactive**

FREQUENCY: Spring quarters only from Spring 92 to Spring 94. Spring and Autumn quarters from Spring 95

COVERAGE: Applies to all family units.

NOTES: This variable is included on household datasets only. This variable is derived from INECAC05.

HEAWIFE - Economic activity of wife of family unit

- (1) **Employed**
- (2) **Unemployed**
- (3) **Inactive**

FREQUENCY: Spring quarters only from Spring 92 to Spring 94. Spring and Autumn quarters from Spring 95

COVERAGE: Applies to all family units.

NOTES: This variable is only coded where the wife/partner of the head of the family unit is present. This variable is included on household datasets only. This variable is derived from INECAC05.

HNDK - Number of people in household whose basic economic activity is not known

(0-16) Number of people

FREQUENCY: Spring and Autumn quarters from Spring 96

COVERAGE: Applies to all respondents whose economic activity is not known (INECAC05 = -9).

NOTES: This variable is not available from Spring 92 to Autumn 95. The variable INECACR is replaced by INECAC05 in the derivation of this variable from Spring 05 onwards. This variable is included on household datasets only.

HNEMP - Number of people in household who are employed

(0-19) Number of people

FREQUENCY: Spring quarters only from Spring 92 to Spring 94. Spring and Autumn quarters from Spring 95

COVERAGE: Applies to all respondents who are employed (INECAC05 = 1, 2, 3, 4).

NOTES: The variable INECACR is replaced by INECAC05 in the derivation of this variable from Spring 05 onwards. This variable is included on household datasets only.

HNUNEMP - Number of people in household who are unemployed

(0-19) Number of people

FREQUENCY: Spring quarters only from Spring 92 to Spring 94. Spring and Autumn quarters from Spring 95

COVERAGE: Applies to all respondents who are unemployed (INECAC05 = 5).

NOTES: The variable INECACR is replaced by INECAC05 in the derivation of this variable from Spring 05 onwards. This variable is included on household datasets only.

HNINAC05 - Number of people in household who are inactive

(0-19) Number of people

FREQUENCY: Spring and Autumn quarters from Spring 05

COVERAGE: Applies to all respondents who are inactive (INECAC05 = 6-33).

NOTES: This variable is included on household datasets only.

HNINACT - Number of people in household who are inactive

(0-19) Number of people

FREQUENCY: Spring quarters only from Spring 92 to Spring 94. Spring and Autumn quarters from Spring 95 to Autumn 04.

COVERAGE: Applies to all respondents who are inactive (INECACR = 6-29).

NOTES: This variable is replaced by HNINAC05 from Spring 05 onwards. This variable is included on household datasets only.

HNFTSTUD - Number of people in household who are full-time students

(0-19) Number of people

FREQUENCY: Spring quarters only from Spring 92 to Spring 94. Spring and Autumn quarters from Spring 95

COVERAGE: Applies to all respondents who are in full-time education (CURED = 1, 2, 3).

NOTES: This variable is derived using CURED. From Spring 92 to Winter 96, this variable also includes those full-time at polytechnic. This variable is included on household datasets only.

HNOTSTUD - Number of people in household who are not full-time students

(0-19) Number of people

FREQUENCY: Spring quarters only from Spring 92 to Spring 94. Spring and Autumn quarters from Spring 95

COVERAGE: Applies to all respondents who are not in full-time education (CURED ≠ 1, 2, 3).

NOTES: This variable is derived using CURED. This variable is included on household datasets only.

HNFTIME - Number of people in household who are working full-time

(0-19) Number of people

FREQUENCY: Spring quarters only from Spring 92 to Spring 94. Spring and Autumn quarters from Spring 95

COVERAGE: Applies to all respondents who are employed full-time (FTPT = 1 & INECAC05 = 1, 2, 3, 4).

NOTES: The variable INECACR is replaced by INECAC05 in the derivation of this variable from Spring 05 onwards. This variable is included on household datasets only.

HNPTIME - Number of people in household who are working part-time

(0-19) Number of people

FREQUENCY: Spring quarters only from Spring 92 to Spring 94. Spring and Autumn quarters from Spring 95

COVERAGE: Applies to all respondents who are in employment (FTPT = 2 & INECAC05 = 1, 2, 3, 4).

NOTES: The variable INECACR is replaced by INECAC05 in the derivation of this variable from Spring 05 onwards. This variable is included on household datasets only.

HNIWSTU - Number of people in household who are inactive, would like work but currently students

(0-19) Number of people

FREQUENCY: Spring quarters only from Spring 92 to Spring 94. Spring and Autumn quarters from Spring 95

COVERAGE: Applies to all respondents who are inactive and students (INECAC05 = 6, 13).

NOTES: The variable INECACR is replaced by INECAC05 in the derivation of this variable from Spring 05 onwards. This variable is included on household datasets only.

HNIWSKD - Number of people in household who are inactive, would like work but currently sick/injured/disabled

(0-19) Number of people

FREQUENCY: Spring quarters only from Spring 92 to Spring 94. Spring and Autumn quarters from Spring 95

COVERAGE: Applies to all respondents who are inactive and sick, injured or disabled (INECAC05 = 8, 9, 15, 16).

NOTES: The variable INECACR is replaced by INECAC05 in the derivation of this variable from Spring 05 onwards. This variable is included on household datasets only.

HNIWDSC - Number of people in household who are inactive and would like work but discouraged from seeking work

(0-19) Number of people

FREQUENCY: Spring quarters only from Spring 92 to Spring 94. Spring and Autumn quarters from Spring 95

COVERAGE: Applies to all respondents who are inactive, would like work, believes no job available (INECAC05 = 17).

NOTES: The variable INECACR is replaced by INECAC05 in the derivation of this variable from Spring 05 onwards. This variable is included on household datasets only.

HNIWFAM - Number of people in household who are inactive, would like work but looking after family/home

(0-19) Number of people

FREQUENCY: Spring quarters only from Spring 92 to Spring 94. Spring and Autumn quarters from Spring 95

COVERAGE: Applies to all respondents who are inactive, looking after family, home (INECAC05 = 7 or 14).

NOTES: The variable INECACR is replaced by INECAC05 in the derivation of this variable from Spring 05 onwards. This variable is included on household datasets only.

HNWOTH05 - Number of people in household who are inactive for other reasons but would like to work

(0-19) Number of people

FREQUENCY: Spring and Autumn quarters from Spring 05

COVERAGE: Applies to all respondents who are inactive, for other reasons, would like work (INECAC05 = 10, 11, 12, 18, 19, 20, 21, 22).

NOTES: This variable is included on household datasets only.

HNIWOTH - Number of people in household who are inactive for other reasons but would like to work

(0-19) Number of people

FREQUENCY: Spring quarters only from Spring 92 to Spring 94. Spring and Autumn quarters from Spring 95 to Spring 04.

COVERAGE: Applies to all respondents who are inactive, for other reasons, would like work (INECACR = 10, 11, 12, 18, 19, 20).

NOTES: This variable is replaced by HNWOTH05 from Spring 05 onwards. This variable is included on household datasets only.

HNNOWK05 - Number of people in household who are inactive and do not want work

(0-19) Number of people

FREQUENCY: Spring and Autumn quarters from Spring 05

COVERAGE: Applies to all respondents who are inactive and do not want to work (INECAC05 = 23-33).

NOTES: This variable is included on household datasets only.

HNINOWK - Number of people in household who are inactive and do not want work

(0-19) Number of people

FREQUENCY: Spring quarters only from Spring 92 to Spring 94. Spring and Autumn quarters from Spring 95 to Autumn 04.

COVERAGE: Applies to all respondents who are inactive and do not want to work (INECACR = 21-29).

NOTES: This variable is replaced by HNNOWK05 from Spring 05 onwards. This variable is included on household datasets only.

HOUSING TENURE

HRPID - Respondent accommodation responsibility

- (1) Yes
- (2) No

FREQUENCY: Each quarter from Spring 96

COVERAGE: Applies to all respondents aged 16+.

TEN96 - Accommodation details

- (1) Owned outright
- (2) Being bought with mortgage or loan
- (3) Part rent, part mortgage
- (4) Rented
- (5) Rent free
- (6) Squatting

FREQUENCY: Each quarter from Spring 96

COVERAGE: Applies to all respondents.

NOTES: This variable was introduced in Spring 96 as a result of the GSS Social Survey Harmonisation Project and replaces the variables TENURE and MORTGE.

RENT96 - Accommodation tied to job

- (1) Yes
- (2) No

FREQUENCY: Each quarter from Spring 96

COVERAGE: Applies to all respondents to rent their accommodation or live their rent free (TEN96 = 4 or 5).

NOTES: This variable was introduced in Spring 96 as a result of the GSS Social Survey Harmonisation Project and replaces the variable TIED. Tied accommodation is that which goes with the job of a household member. Those living in tied accommodation may either pay rent or live rent free.

LAND96 - Landlord of accommodation

- (1) **LA, Scottish Homes, New Town Development**
- (2) **Housing association, co-op, trust**
- (3) **Employing organisation**
- (4) **Another organisation**
- (5) **Relative of household member**
- (6) **Individual employer**
- (7) **Other individual private landlord**

FREQUENCY: Each quarter from Spring 96

COVERAGE: Applies to all respondents to rent their accommodation or live their rent free (TEN96 = 4 or 5).

NOTES: This variable was introduced in Spring 96 as a result of the GSS Social Survey Harmonisation Project and replaces the variable LAND.

FURN - Whether accommodation furnished

- (1) **Furnished**
- (2) **Partly furnished**
- (3) **Unfurnished**

FREQUENCY: Each quarter from Spring 92

COVERAGE From Spring 92 to Winter 95: Applies to all respondents to rent their accommodation or live their rent free (TENURE = 2).

From Spring 96 onwards: Applies to all respondents to rent their accommodation or live their rent free (TEN96 = 4 or 5).

NOTES: The terms furnished, partly furnished and unfurnished have not been defined and rely solely on the respondent's assessment. Only furnishing provided by the landlord is taken into consideration not furnishing provided by the tenants. The coverage was amended in Spring 96 due to TENURE being replaced by TEN96 as a result of the GSS Social Survey Harmonisation Project.

ACCESS TO MOTOR VEHICLES

USEVEH - Own or use motor vehicle

- (1) Yes
- (2) No

FREQUENCY: Each quarter from Spring 01 to Winter 01 (on ONS datasets only). Autumn 02 (on household datasets only). Autumn quarters only (every 3rd year) from Autumn 06

COVERAGE: Applies to all respondents.

NOTES: Although only one person is required to respond, they may do so on behalf of all the adults in the household. Includes company cars, unless no private use allowed. All questions for motor vehicles are asked in waves 1 and 5 only in the Autumn quarter every 3 years e.g. 2006, 2009 etc.

TYPVEH(01-10) - Type of vehicle

- (1) Car
- (2) Light van
- (3) Motorcycle
- (4) Some other motor vehicle

FREQUENCY: Each quarter from Spring 01 to Winter 01 (ONS datasets only). Autumn 02 (on household datasets only). Autumn quarters only (every 3rd year) from Autumn 06

COVERAGE: Applies to all respondents who have the use of a motor vehicle (USEVEH = 1).

NOTES: All questions for motor vehicles are asked in waves 1 and 5 only in the Autumn quarter every 3 years e.g. 2006, 2009 etc.

MAINDRV(1-9) - Driver with most mileage

- (1) Person 1
- (2) Person 2
- (3) Person 3
- (4) etc

FREQUENCY: Autumn 02 only. Autumn quarters only (every 3rd year) from Autumn 06

COVERAGE: Applies to all respondents who have the use of a motor vehicle (USEVEH = 1).

NOTES: All questions for motor vehicles are asked in waves 1 and 5 only in the Autumn quarter every 3 years e.g. 2006, 2009 etc.

PRIVEH(01-10) - Ownership of vehicle

- (1) Privately owned
- (2) Company car
- (3) None of the above (spontaneous)

FREQUENCY: Each quarter from Spring 01 to Winter 01 (on ONS datasets only). Autumn 02 (on household datasets only). Autumn quarters only (every 3rd year) from Autumn 06

COVERAGE: Applies to respondents who have the use of a car (TYPVEH = 1).

NOTES: All questions for motor vehicles are asked in waves 1 and 5 only in the Autumn quarter every 3 years e.g. 2006, 2009 etc.

FAMILY CHARACTERISTICS

STRUCTURE

FUTYPE - Type of family unit

- (1) 1 person – male
- (2) 1 person – female
- (3) Same sex couple
- (4) Married couple with no children
- (5) Married couple with non-dependent children only
- (6) Married couple with dependent children
- (7) Cohabiting couple with no children
- (8) Cohabiting couple with non-dependent children only
- (9) Cohabiting couple with dependent children
- (10) Male lone parent with dependent children
- (11) Male lone parent with non-dependent children only
- (12) Female lone parent with dependent children
- (13) Female lone parent with non-dependent children only

FREQUENCY: Spring and Autumn quarters from Spring 96 (on household datasets only). Each quarter from Spring 2000 (on household and ONS datasets)

COVERAGE: Applies to all family units.

NOTES: This variable replaces TYPEFU. FUTYPE is only included on the household datasets prior to Spring 2000. It is included on both household and ONS datasets from Spring 2000. This variable is derived from SEX, RELHFU, MARSTT, LIVTOG & FDPCH19.

It has had the number of categories increased to identify married and cohabiting couples in a household. Previously there had been a problem with this variable in identifying male and female lone parents. However, the introduction of a 'household grid' question - XR(00-15) - in Spring 96 to collect basic demographic data about all household members has resulted in fully complete family data from Summer 96 onwards.

Categories 10 and 12 (Male/Female lone parent with dependent children) include those who are married but where their spouse is not a household member, e.g. because they are working away from home, in prison etc.

EXTFU - Extended family unit

- (1-2) Extended family unit number

FREQUENCY: Each quarter from Spring 96

COVERAGE: Applies to all households.

NOTES: This variable codes all those related in some way to the same extended family unit.

This variable is derived from XR(00-15), TOTFU, SMSXFU & FAMUNIT.

SMSXFU - Same sex family unit

(1-11) Family unit number

FREQUENCY: Each quarter from Spring 96

COVERAGE: Applies to all family units.

NOTES: This variable redefines the family unit to include same sex partners in the same family unit. Thus, using this variable results in fewer family units in total than if using FAMUNIT.

The family hierarchical structure is based on FAMUNIT. Those people who have been coded as same sex co-habitees are put into separate family units at FAMUNIT. Therefore when any analysis is done of same sex co-habitees at family level, it shows the number of individuals rather than couples.

This variable is derived from LIVTOG & XR(00-15).

FAMUNIT - Family unit number

(1-17) Family unit number

FREQUENCY: Each quarter from Spring 92

COVERAGE: Applies to all respondents.

NOTES: With the introduction of XR(00-15) from Spring 96, FAMUNIT (unique identifier for family unit) is now generated automatically. Previously, it was coded by the interviewer to identify the family groupings within the household.

This variable is not available on SuperCROSS datasets.

RELHFU - Relationship to head of family

- (1) Head of family
- (2) Wife/partner of head of family
- (3) Child of head of family/other person

FREQUENCY: Each quarter from Spring 92

COVERAGE: Applies to all respondents.

NOTES: This variable was derived from MARCON & SEX up to Winter 94. From Spring 95 it is derived from MARSTT, LIVTOG & SEX.

AOFL16 - Age of oldest dependent child in family under 16

- (0-15) Age of oldest dependent child in family aged 0-15
- (16) No dependent children aged under 16

FREQUENCY: Spring quarters only from Spring 92 to Spring 94. Each quarter from Spring 95

COVERAGE: Applies to all family units.

NOTES: Dependent children are all those aged 0-15 and those aged 16-18 who are in full-time education. Text labels are not available for these variables.

This variable is derived from FUTYPE, RELHFU, CAIND & AGE.

AOFL19 - Age of oldest dependent child in family under 19

- (0-18) Age of oldest dependent child in family aged 0-18
(19) No dependent children aged under 19

FREQUENCY: Spring quarters only from Spring 92 to Spring 94. Each quarter from Spring 95

COVERAGE: Applies to all family units.

NOTES: Dependent children are all those aged 0-15 and those aged 16-18 who are in full-time education. Text labels are not available for these variables.

This variable is derived from FUTYPE, RELHFU, CAIND & AGE.

AYFL19 - Age of youngest dependent child in family under 19

- (0-18) Age of youngest dependent child in family aged 0-18
(19) No dependent children aged under 19

FREQUENCY: Spring quarters only from Spring 92 to Spring 94. Each quarter from Spring 95

COVERAGE: Applies to all family units.

NOTES: Dependent children are all those aged 0-15 and those aged 16-18 who are in full-time education. Text labels are not available for these variables.

This variable is derived from CAIND, RELHFU & AGE.

FDPCH2 - Number of dependent children in family aged under 2

- (0-3) Number of dependent children in family aged under 2

FREQUENCY: Spring quarters only from Spring 92 to Spring 94. Each quarter from Spring 95

NOTES: The notes for FDPCH19 also apply to this variable.

FDPCH4 - Number of dependent children in family aged between 2 & 4

- (0-3) Number of dependent children in family aged between 2 & 4

FREQUENCY: Spring quarters only from Spring 92 to Spring 94. Each quarter from Spring 95

NOTES: The notes for FDPCH19 also apply to this variable.

FDPCH9 - Number of dependent children in family aged between 5 & 9

- (0-5) Number of dependent children in family aged between 5 & 9

FREQUENCY: Spring quarters only from Spring 92 to Spring 94. Each quarter from Spring 95

NOTES: The notes for FDPCH19 also apply to this variable.

FDPCH15 - Number of dependent children in family aged between 10 & 15

- (0-5) Number of dependent children in family aged between 10 & 15

FREQUENCY: Spring quarters only from Spring 92 to Spring 94. Each quarter from Spring 95

NOTES: The notes for FDPCH19 also apply to this variable.

FDPCH16 - Number of dependent children in family aged under 16

(0-10) Number of dependent children in family aged under 16

FREQUENCY: Spring quarters only from Spring 92 to Spring 94. Each quarter from Spring 95

NOTES: The notes for FDPCH19 also apply to this variable.

FDPCH19 - Number of dependent children in family aged under 19

(0-10) Number of dependent children in family aged under 19

FREQUENCY: Spring quarters only from Spring 92 to Spring 94. Each quarter from Spring 95

COVERAGE: Applies to all family units.

NOTES: This variable should be used at the family level or at the person level selecting on heads and wives of heads of families and are derived from CAIND & AGE. Dependent children are all those aged 0-15 and those aged 16-18 who are in full-time education. Dependency of a child is a family concept. If this variable is run at a household level it is not certain on whom the child is dependent. By running this variable at the family level or at the person level selecting on heads and wives of heads of family units (both of whom the child is dependent on) there is no chance of making claims of dependency where none in fact exist.

ECONOMIC ACTIVITY

BASIC ECONOMIC ACTIVITY

INECAC05 - Basic economic activity (ILO definition) (reported)

- (01) Employee
- (02) Self-employed
- (03) Government employment & training programmes
- (04) Unpaid family worker
- (05) ILO unemployed
- (06) Inactive - seeking, unavailable, student
- (07) Inactive - seeking, unavailable, looking after family, home
- (08) Inactive - seeking, unavailable, temporarily sick or injured
- (09) Inactive - seeking, unavailable, long-term sick or disabled
- (10) Inactive - seeking, unavailable, other reason
- (11) Inactive - seeking, unavailable, no reason given
- (12) Inactive - not seeking, would like work, waiting results of job application
- (13) Inactive - not seeking, would like work, student
- (14) Inactive - not seeking, would like work, looking after family, home
- (15) Inactive - not seeking, would like work, temporarily sick or injured
- (16) Inactive - not seeking, would like work, long term sick or disabled
- (17) Inactive - not seeking, would like work, believes no jobs available
- (18) Inactive - not seeking, would like work, not yet started looking
- (19) Inactive - not seeking, would like work, does not need or want employment
- (20) Inactive - not seeking, would like work, retired from paid work
- (21) Inactive - not seeking, would like work, other reason
- (22) Inactive - not seeking, would like work, no reason given
- (23) Inactive - not seeking, not like work, waiting results of job application
- (24) Inactive - not seeking, not like work, student
- (25) Inactive - not seeking, not like work, looking after family, home
- (26) Inactive - not seeking, not like work, temporarily sick or injured
- (27) Inactive - not seeking, not like work, long term sick or disabled
- (28) Inactive - not seeking, not like work, believes no jobs available
- (29) Inactive - not seeking, not like work, not yet started looking
- (30) Inactive - not seeking, not like work, does not need or want employment
- (31) Inactive - not seeking, not like work, retired from paid work
- (32) Inactive - not seeking, not like work, other reason
- (33) Inactive - not seeking, not like work, no reason given
- (34) Under 16

FREQUENCY: Each quarter from Spring 05

COVERAGE: Applies to all respondents.

NOTES: The 'inactive' categories for this variable have been expanded to give a better indication as to the reasons behind inactivity. The underlying variables NOLOOK and NOWANT have also been replaced by the new variable NOLWM.

This variable is the standard economic activity variable and should be used for consistency with current ONS practice as it gives the International Labour Organisation (ILO) standard definitions of employment, unemployment and economic activity and inactivity.

This variable is derived from AGE, SCHM04, URESMC, TECLEC4, NEWDEA4, YTETMP, YTETJB, WRKING, JBAWAY, OWNBUS, RELBUS, STATR, LOOK4, LKYT4, START, WAIT, LIKEWK, YSTART, NOLWM & SEX.

INECACR - Basic economic activity (ILO definition) (reported)

- (01) Employee
- (02) Self-employed
- (03) Government employment & training programmes
- (04) Unpaid family worker
- (05) ILO unemployed
- (06) Inactive - seeking, unavailable, student
- (07) Inactive - seeking, unavailable, looking after family, home
- (08) Inactive - seeking, unavailable, temporarily sick or injured
- (09) Inactive - seeking, unavailable, long-term sick or disabled
- (10) Inactive - seeking, unavailable, other reason
- (11) Inactive - seeking, unavailable, no reason given
- (12) Inactive - not seeking, would like work, waiting results of job application
- (13) Inactive - not seeking, would like work, student
- (14) Inactive - not seeking, would like work, looking after family, home
- (15) Inactive - not seeking, would like work, temporarily sick or injured
- (16) Inactive - not seeking, would like work, long term sick or disabled
- (17) Inactive - not seeking, would like work, believes no job available
- (18) Inactive - not seeking, would like work, not started looking
- (19) Inactive - not seeking, would like work, not looked
- (20) Inactive - not seeking, would like work, no reason
- (21) Inactive - not seeking, not like work, waiting results of job application
- (22) Inactive - not seeking, not like work, student
- (23) Inactive - not seeking, not like work, looking after family, home
- (24) Inactive - not seeking, not like work, temporarily sick or injured
- (25) Inactive - not seeking, not like work, long term sick or disabled
- (26) Inactive - not seeking, not like work, not need or want job
- (27) Inactive - not seeking, not like work, retired
- (28) Inactive - not seeking, not like work, other reason
- (29) Inactive - not seeking, not like work, no reason given
- (30) Under 16

FREQUENCY: Each quarter from Spring 92 to Winter 04.

COVERAGE: Applies to all respondents.

NOTES: This variable is replaced by INECAC05 from Spring 05 onwards. With the removal of the Census Matrix Edit INECACR supersedes the variable INECACA from Spring 92 to Winter 04.

From Spring 92 to Winter 92 there was an error in the questionnaire routing where the 'reason for not seeking work' questions were only asked of persons up to the age of 59, whereas they should have been asked of persons up to 5 years above retirement age. For these quarters only, none of the individual 'inactive' characteristics are accurate, although the overall inactive total is correct. An estimate was made of the number of discouraged workers over 60 by assuming the number grew at a constant rate between Spring 1991 and Spring 1993. These estimates were then published in the LFS Quarterly Bulletin.

This variable is derived from AGE, SCHM04, URESMC, TECLEC4, NEWDEA4, YTETMP, YTETJB, WRKING, JBAWAY, OWNBUS, RELBUS, STATR, LOOK4, LKYT4, START, WAIT, LIKEWK, YSTART, NOLOOK, NOWANT & SEX.

INECACA - Basic economic activity (ILO definition)

- (01) Employee
- (02) Self-employed
- (03) Government employment & training programmes
- (04) Unpaid family worker
- (05) ILO unemployed
- (06) Inactive - seeking, unavailable, student
- (07) Inactive - seeking, unavailable, looking after family, home
- (08) Inactive - seeking, unavailable, temporarily sick or injured
- (09) Inactive - seeking, unavailable, long-term sick or disabled
- (10) Inactive - seeking, unavailable, other reason
- (11) Inactive - seeking, unavailable, no reason given
- (12) Inactive - not seeking, would like work, waiting results of job application
- (13) Inactive - not seeking, would like work, student
- (14) Inactive - not seeking, would like work, looking after family, home
- (15) Inactive - not seeking, would like work, temporarily sick or injured
- (16) Inactive - not seeking, would like work, long term sick or disabled
- (17) Inactive - not seeking, would like work, believes no job available
- (18) Inactive - not seeking, would like work, not started looking
- (19) Inactive - not seeking, would like work, not looked
- (20) Inactive - not seeking, would like work, no reason
- (21) Inactive - not seeking, not like work, waiting results of job application
- (22) Inactive - not seeking, not like work, student
- (23) Inactive - not seeking, not like work, looking after family, home
- (24) Inactive - not seeking, not like work, temporarily sick or injured
- (25) Inactive - not seeking, not like work, long term sick or disabled
- (26) Inactive - not seeking, not like work, not need or want job
- (27) Inactive - not seeking, not like work, retired
- (28) Inactive - not seeking, not like work, other reason
- (29) Inactive - not seeking, not like work, no reason given
- (30) Under 16

FREQUENCY: Spring quarters only from Spring 92 to Spring 04(on ONS datasets only).

COVERAGE: Applies to all respondents.

NOTES: This variable has been superseded by INECACR. This variable is only available on ONS datasets.

The notes for INECACR also apply to this variable.

This variable is derived from AGE, SCHM99, COUNTRY (URESMC prior Spring 2000), TECLEC, NEWDEAL, YTETMP, YTETJB, WRKING, JBAWAY, OWNBUS, RELBUS, NSTAT, LOOK4, LKYT4, START, WAIT, LIKEWK, YSTART, NOLOOK, NOWANT, & SEX.

ILODEFR - Basic economic activity (ILO definition) (reported)

- (1) **In employment**
- (2) **ILO unemployed**
- (3) **Inactive**
- (4) **Under 16**

FREQUENCY: Each quarter from Autumn 93

COVERAGE: Applies to all respondents.

NOTES: With the removal of the Census Matrix Edit ILODEFR supersedes the variable ILODEFA.

This variable is derived from AGE & INECAC05.

The variable INECACR is replaced by INECAC05 in the derivation of this variable from Spring 05 onwards.

This variable amalgamates the main headings of INECAC05.

From Spring 96, when analysing economic activity at family unit or household level, INECACR should be used because ILODEFR does not have a DNA category.

The ILO unemployment rate is ILO unemployed as a percentage of the economically active.

ILODEFA - Basic economic activity (ILO definition)

- (1) **In employment**
- (2) **ILO unemployed**
- (3) **Inactive**
- (4) **Under 16**

FREQUENCY: Spring quarters only from Spring 93 to Spring 04 (on ONS datasets only).

COVERAGE: Applies to all respondents.

NOTES: This variable has been superseded by ILODEFR. This variable is only available on ONS datasets.

The notes for ILODEFR also apply to this variable.

ILODF5R - Basic economic activity (ILO definition) (reported)

- (1) Economically Active**
- (2) In employment**
- (3) ILO unemployed**
- (4) Inactive**
- (5) All persons aged 16+**

FREQUENCY: Each quarter from Spring 92

COVERAGE: Applies to all respondents.

NOTES: With the removal of the Census Matrix Edit ILODF5R supersedes the variable ILODEFA5.

This variable is derived from AGE & INECAC05.

The variable INECACR is replaced by INECAC05 in the derivation of this variable from Spring 05 onwards.

This variable is only available in SuperCROSS.

This variable is a different amalgamation of INECAC05 compared to ILODEFR. The three main categories 'In employment', 'ILO unemployed' and 'Inactive' are the same in both ILODEFR and ILODF5R. SuperCROSS can use sub-categories and can generate 'All persons aged 16+' and 'Economically active' from the data. The notes for ILODEFR also apply to this variable.

ILODEFA5 - Basic economic activity (ILO definition)

- (1) Economically Active**
- (2) In employment**
- (3) ILO unemployed**
- (4) Inactive**
- (5) All persons aged 16+**

FREQUENCY: Spring quarters only from Spring 92 (on ONS datasets only)

COVERAGE: Applies to all respondents.

NOTES: This variable has been superseded by ILODF5R. This variable is only available on ONS SuperCROSS datasets.

The notes for ILODF5R also apply to this variable.

AECACTR - Economic activity (reported)

- (1) Employee
- (2) Self Employed
- (3) Government employment and training programmes
- (4) Unpaid family worker
- (5) ILO unemployed
- (6) Economically inactive - looking for work
- (7) Economically inactive - wanting work
- (8) Economically inactive - neither wanting nor seeking work
- (-9) DNA Children under 16

FREQUENCY: Every year from 2000

COVERAGE: Applies to all respondents.

NOTES: With the removal of the Census Matrix Edit AECACTR supersedes the variable AECACT.

This variable is included only on annual local area datasets, which are available only to ONS and those government departments which sponsor the local area enhancements.

This variable is derived from INECACR.

AECACT - Economic activity

- (1) Employee
- (2) Self Employed
- (3) Government employment and training programmes
- (4) Unpaid family worker
- (5) ILO unemployed
- (6) Economically inactive - looking for work
- (7) Economically inactive - wanting work
- (8) Economically inactive - neither wanting nor seeking work
- (-9) DNA Children under 16

FREQUENCY: Every year from 2000 to 2003 (on ONS datasets only)

COVERAGE: Applies to all respondents.

NOTES: This variable has been superseded by AECACTR.

This variable is included only on annual local area datasets, which are available only to ONS and those government departments which sponsor the local area enhancements.

This variable is derived from INECACA.

MOBILE WORKFORCE

MOVED - Whether moved because of job relocation

- (1) Yes
- (2) No

FREQUENCY: Spring 02 only. Spring quarters only (every 3rd year) from Spring 03

COVERAGE: Applies to all respondents of working age who have been resident less than twelve months in current property.

NOTES: This question is only asked in the Spring quarter every 3 years e.g. 2003, 2006 etc. This variable is only available on ONS datasets in Spring 04.

CASHTIM - Contribution to cost of move from employer

- (1) Yes
- (2) No

FREQUENCY: Spring 02 only. Spring quarters only (every 3rd year) from Spring 03

COVERAGE: Applies to all respondents whose current job was relocated (MOVED = 1).

NOTES: This question is only asked in the Spring quarter every 3 years e.g. 2003, 2006 etc. This variable is only available on ONS datasets in Spring 04.

CASHFUL - Full cost of move covered by employer

- (1) Yes
- (2) No

FREQUENCY: Spring 02 only. Spring quarters only (every 3rd year) from Spring 03

COVERAGE: Applies to all respondents whose employer contributed to the cost of moving (CASHTIM = 1).

NOTES: This question is only asked in the Spring quarter every 3 years e.g. 2003, 2006 etc. This variable is only available on ONS datasets in Spring 04.

The full costs of moving includes: the cost of transportation, solicitor's fees, estate agent fees, accommodation costs, stamp duty, other necessary expenses.

GOVERNMENT TRAINING SCHEMES

SCHM04 - Government employment and training programme

- (1) Work based training for young people (GB ONLY; AGED 16-25)
- (2) New Deal (AGED 18+ ONLY)
- (3) Work based learning for adults/training for work (GB ONLY)
- (10) Job skills (NI ONLY)
- (15) Worktrack (NI ONLY)
- (50) Any other training scheme
- (66) None of these
- (97) Just 16 and no response this time

FREQUENCY: Each quarter from Spring 04

COVERAGE: Applies to all respondents of working age in the UK.

NOTES: This variable replaces SCHM99.

On government schemes there are elements of both work experience with an employer and training. In general, persons on Employment schemes spend most of their time with an employer, while those on Training Courses spend most of their time at a College of Further Education or 'Training Centre'.

SCHM99 - Whether of Government employment or training schemes

- (1) UK aged 16-25, NI aged 16-21; Youth Training / YT / Youth Training Programme
- (2) Aged 18+; New Deal (including on the Gateway)
- (3) Training for Work [GB ONLY]
- (8) Action for Community Employment (ACE) [NI ONLY]
- (10) Job Skills [NI ONLY]
- (14) National Traineeship
- (50) Any other kind of scheme (excludes Enterprise Allowance Scheme)
- (66) None of these
- (97) Just 16 and no response this time

FREQUENCY: Each quarter from Spring 99 to Winter 03.

COVERAGE: Applies to all respondents of working age in the UK.

NOTES: This variable replaced SCH98B and ISC98B, combining the GB and NI questions into one. In addition to this combination, which means that some options are regionally specific, the 'Enterprise Ulster' option has been removed.

NDTYPE4 - New Deal participants

- (1) New Deal for Disabled people
- (3) New Deal for lone parents
- (4) New Deal for young people (AGED 16-24 ONLY)
- (5) New Deal for 25+ (AGED 25+ ONLY)
- (6) New Deal for 50+ (AGED 50+ ONLY)
- (7) New Deal for partners?
- (8) None of the above
- (9) Don't know

FREQUENCY: Each quarter from Spring 04

COVERAGE: Applies to all respondents on a New Deal scheme (SCHM04 = 2).

NOTES: This variable replaces NDTYPE. Options 4, 5, 6 and 7 are new.

NDTYPE - Identifies participants on New Deal specifically for either lone parents or the disabled

- (1) **The New Deal for the Disabled**
- (2) **On New Deal but not for the Disabled or Lone Parents**
- (3) **The New deal for Lone Parents**
- (7) **Or neither of the above**
- (9) **Don't know**

FREQUENCY: Each quarter from Spring 99 to Winter 03.

COVERAGE: Applies to all respondents on a New Deal scheme.

NOTES: This variable is used to identify those people on the New Deal schemes New Deal for Lone Parents or New Deal for the Disabled. This is done so that they can be filtered out of some subsequent questions since these New Deal schemes do not assign participants to the same range of options as other New Dealers. This group of New Deal participants proceed directly to the questions about work.

NEWDEA4 - Type of New Deal option

- (1) **Still on the Gateway or having advisory interviews**
- (3) **Working with an employer in the Public or Private sector**
- (4) **Working for the voluntary sector**
- (5) **Working for an environmental task force**
- (6) **In full time study on an approved course**
- (7) **Receiving help setting up as self-employed**
- (8) **Basic Employment Training (BET)**
- (9) **Education and Training Opportunities (ETO)**
- (19) **On the follow through scheme**
- (97) **Don't know**

FREQUENCY: Each quarter from Spring 04

COVERAGE: Applies to all respondents on a New Deal scheme (SCHM04 = 2).

NOTES: This variable replaces NEWDEAL.

NEWDEAL - New Deal option

- (1) **(Still) on the Gateway/having advisory interviews**
- (2) **New Deal for Lone Parents (Summer 98 to Winter 98/99 only)**
- (3) **Working for an employer in the public or private sector**
- (4) **Working for the voluntary sector**
- (5) **Working for an environmental task force**
- (6) **In full-time study on an approved course/**
- (7) **Receiving help setting up as self-employed**
- (19) **On the follow through scheme**
- (97) **Don't know**

FREQUENCY: Each quarter from Summer 98 to Winter 03.

COVERAGE: Applies to all respondents on New Deal aged 18 years and over.

NOTES: For more information about New Deal, see the May 1998 issue of *Labour Market Trends*.

TECLEC4 - On scheme run by a TEC or LEC

- (1) **Programme funded by the Learning & Skills Councils (England) or National Council for Education & Learning in Wales**
- (2) **Scheme in Scotland run by a Local Enterprise Company (LEC)**
- (3) **Some other scheme**

FREQUENCY: Each quarter from Spring 04

COVERAGE: Applies to all respondents on any other kind of government training scheme in GB only (SCHM04 = 50).

NOTES: This variable replaces TECLEC.

Training & Enterprise Councils (TECs) no longer exist and have been replaced by Learning Skills Councils who 'fund' programmes rather than run them.

TECLEC - Whether on scheme run by a TEC or a LEC

- (1) **Scheme run in England/Wales by a Training and Enterprise Council (TEC)**
- (2) **Scheme run in Scotland by a Local Enterprise Company (LEC)**
- (3) **Some other scheme**

FREQUENCY: Each quarter from Spring 92 to Winter 03.

COVERAGE: Applies to all men aged 16-64 and women aged 16-59 (- 62 from Spring 94) on any kind of scheme other than those listed in SCH98A. From Spring 99: Applies if GB and SCHM99 = 50

NOTES: TECs and LECs may run schemes with titles which are not standard ones in the SCHEME/SCH98A/SCHM99 variable. NI schemes are applicable to Spring quarters only from Spring 92-94, and in all quarters from Winter 94.

YTETMP - YT, ET, TEC schemes

- (1) **With an employer providing work experience or practical training**
- (2) **On a project providing work experience or practical training (GB only)**
- (3) **College or training centre**
- (4) **Temporarily away from an employer or project**
- (5) **Temporarily away from a college or training centre**
- (6) **On the Gateway [only for Spring 98]**

FREQUENCY: Each quarter from Spring 92

COVERAGE: Applies to all men aged 16-64 and women aged 16-59 (- 62 from Spring 94) on a YT, ET or TEC/LEC scheme. From Spring 99 includes those respondents doing NI ACE.

NOTES: If the respondent was both with an employer or on a project and at college or training centre in the reference week then they were coded as 'With an employer providing work experience or practical training' or 'On a project providing work experience or practical training' as appropriate. However, if the respondent spent most of the year with an employer but happened to spend all the reference week on block release at a college then they would have been coded as at 'College or Training Centre'. Northern Ireland schemes are applicable to Spring quarters only from Spring 92 – 94, and in all quarters from Winter 94.

YTETJB - Whether had paid job in addition to scheme

- (1) **Yes**
- (2) **No**

FREQUENCY: Each quarter from Spring 92

COVERAGE: Applies to all men aged 16-64 and women aged 16-59 (- 62 from Spring 94) on a government scheme or at college or at a training centre.

NOTES: Respondents with a paid job in addition to a place on a scheme are included in the 'Government employment & training programmes' category of economic activity, not as employees or self-employed.

NI schemes are applicable to Spring quarters only from Spring 92-94, and in all quarters from Winter 94.

MAIN JOB

WORKING IN REFERENCE WEEK

WRKING - Whether did paid work in reference week

- (1) Yes
- (2) No

FREQUENCY: Each quarter from Spring 92 (GB). Spring quarters only from Spring 92 to Spring 94 (NI). Each quarter from Winter 94

COVERAGE: Applies to all respondents 16+ not on a government training scheme, those on New Deal for lone parents/disabled, and men aged 65+ and women aged 63+ (SCHM04 = 66 OR TECLEC4 = 3 OR NDTYPE4 = 1 or 3 OR (SEX = 1 and AGE = 65+) OR (SEX = 2 and AGE = 63+)).

JBAWAY - Whether temporarily away from paid work

- (1) Yes
- (2) No
- (3) Waiting to take up new job/business already obtained

FREQUENCY: Each quarter from Spring 92

COVERAGE: Applies to all respondents who did no paid work in the reference week (WRKING = 2).

NOTES: People temporarily away from paid work are still defined as in employment.

OWNBUS - Whether doing unpaid work for own business

- (1) Yes
- (2) No

FREQUENCY: Each quarter from Spring 92

COVERAGE: Applies to all respondents doing unpaid work but not away from a job/business, or waiting to take up a new job/business already obtained in the reference week (JBAWAY = 2 or 3).

NOTES: The variables OWNBUS and RELBUS are used to identify unpaid family workers.

RELBUS - Whether doing unpaid work for relative's business

- (1) Yes
- (2) No

FREQUENCY: Each quarter from Spring 92

COVERAGE: Applies to all respondents doing unpaid work but not away from a job/business, or waiting to take up a new job/business already obtained but didn't work for own business in the reference week (OWNBUS = 2).

NOTES: The variables OWNBUS and RELBUS are used to identify unpaid family workers.

EVERWK - Ever had a paid job or place on scheme

- (1) **Yes**
- (2) **No**

FREQUENCY: Each quarter from Spring 92

COVERAGE: Applies to all respondents who did no paid or unpaid work in the reference week and were not away from any job or business in which they are employed or own (RELBUS = 2 or YTETJB = 2).

NOTES: This variable excludes casual and holiday jobs.

INDUSTRY CONVERSION VARIABLE

From the Winter 93/94 quarter the industrial coding classifications (SIC80) have been completely updated (SIC92). In order to maintain some continuity the variable SICMAIN is available on the Autumn 93 quarter to convert SIC80 1 digit codes to SIC92 1 digit codes and the variable SIC80M is available from the Winter 93 quarter onwards to convert SIC92 1 digit codes to SIC80 1 digit codes.

SIC80M - To compare SIC92 codes to SIC80 codes

- (1) 0: Agriculture, Forestry & fishing
- (2) 1: Energy & water supply
- (3) 2: Minerals, ores, metals & chemicals
- (4) 3: Metal goods, Engineering & vehicles
- (5) 4: Other manufacturing industries
- (6) 5: Construction
- (7) 6: Distribution, hotel & catering, repairs
- (8) 7: Transport & communication
- (9) 8: Banking, financial & business services
- (10) 9: Other services
- (11) 00: Diplomatic, international
- (12) Workplace outside UK

FREQUENCY: Each quarter from Winter 93

COVERAGE: Applies to all respondents in employment other than those in college based schemes.

NOTES: This conversion variable gives reasonable comparisons, **not exact conversions**. SIC80M is derived using INDM92M. LFS User Guide Volume 5 (LFS Classifications) gives full industry breakdowns for both SIC80 & SIC92.

INDUSTRY SIC92

INDM92M - Industry in main job

Winter 93

(001-458)	Range of industry codes
(460)	No answer, NA
(461)	Workplace outside UK

Spring 94 to Summer 94

(001-458)	Range of industry codes
(460)	No answer, NA
(461)	Workplace outside UK
(462)	Does not apply

Autumn 94 onwards

(001-458)	Range of industry codes
(459)	Inadequate description, No reply
(461)	Workplace outside UK

FREQUENCY: Each quarter from Winter 93

COVERAGE: Applies to all respondents in employment other than those on college based schemes.

NOTES: This variable is derived from STAT, EVERWK & ICDM. LFS User Guide Volume 5 (LFS Classifications) gives full industry breakdowns for both SIC80 & SIC92.

INDS92M - Industry division in main job

Spring 94 to Summer 94

(1)	A: Agriculture, hunting and forestry
(2)	B: Fishing
(3)	C: Mining, quarrying
(4)	D: Manufacturing
(5)	E: Electricity, gas & water supply
(6)	F: Construction
(7)	G: Wholesale, retail & motor trade
(8)	H: Hotels & restaurants
(9)	I: Transport, storage & communication
(10)	J: Financial intermediation
(11)	K: Real estate, renting & business activities
(12)	L: Public administration & defence
(13)	M: Education
(14)	N: Health & social work
(15)	O: Other community, social & personal
(16)	P: Private households with employed persons
(17)	Q: Extra-territorial organisations & bodies
(18)	NA, Inadequate description
(19)	Workplace outside UK
(20)	Does not apply

Winter 93, Autumn 94 onwards

(1)	A: Agriculture, hunting and forestry
(2)	B: Fishing
(3)	C: Mining, quarrying
(4)	D: Manufacturing
(5)	E: Electricity, gas & water supply
(6)	F: Construction
(7)	G: Wholesale, retail & motor trade
(8)	H: Hotels & restaurants
(9)	I: Transport, storage & communication
(10)	J: Financial intermediation
(11)	K: Real estate, renting & business activities
(12)	L: Public administration & defence
(13)	M: Education
(14)	N: Health & social work
(15)	O: Other community, social & personal
(16)	P: Private households with employed persons
(17)	Q: Extra-territorial organisations & bodies
(18)	NA, Inadequate description
(19)	Workplace outside UK

FREQUENCY: Each quarter from Winter 93

COVERAGE: Applies to all respondents in employment other than those on college based schemes.

NOTES: This variable is derived from INDM92M. LFS User Guide Volume 5 (LFS Classifications) gives full industry breakdowns for both SIC80 & SIC92.

INDD92M - Industry class in main job**Spring 94 to Summer 94**

(01-60)	Range of industry codes
(61)	NA, Inadequate description
(62)	Workplace outside UK
(63)	Does not apply

Winter 93, Autumn 94 onwards

(01-60)	Range of industry codes
(61)	NA, Inadequate description
(62)	Workplace outside UK

FREQUENCY: Each quarter from Winter 93

COVERAGE: Applies to all respondents in employment other than those on college based schemes.

NOTES: This variable is derived from INDM92M. LFS User Guide Volume 5 (LFS Classifications) gives full industry breakdowns for both SIC80 & SIC92.

INDG92M - Industry group in main job**Spring 94 to Summer 94**

(001-207)	Range of industry codes
(208)	NA, Inadequate description
(209)	Workplace outside UK
(210)	Does not apply

Winter 93, Autumn 94 onwards

(001-207)	Range of industry codes
(208)	NA, Inadequate description
(209)	Workplace outside UK

FREQUENCY: Each quarter from Winter 93

COVERAGE: Applies to all respondents in employment other than those on college based schemes.

NOTES: This variable is derived from INDM92M. LFS User Guide Volume 5 (LFS Classifications) gives full industry breakdowns for both SIC80 & SIC92.

INDSECT - Industry sectors in main job

(1)	A,B	Agriculture and fishing
(2)	C,E	Energy and water
(3)	D	Manufacturing
(4)	F	Construction
(5)	G,H	Distribution, hotels and restaurants
(6)	I	Transport and communication
(7)	J,K	Banking, finance and insurance
(8)	L,M,N	Public administration, education and health
(9)	O,P,Q	Other services
(10)		Workplace outside UK

FREQUENCY: Each quarter from Winter 95

COVERAGE: Applies to all respondents in employment other than those on college based schemes.

NOTES: This variable is derived from INDS92M.

PRIVATE OR PUBLIC SECTOR

For this survey, the public sector is defined as that owned, funded or run by central or local government, and the 'private' sector as everything else. The private sector includes:

- Public limited companies (PLC), companies that are quoted on the stock market and have shareholders.-
- Limited companies (Ltd). Small businesses often owned by one or more individuals. These may also be referred to as private limited companies.
- Self-employed individuals; sole traders, or owners of small shops or businesses.
- Charities, private trusts, housing associations or other voluntary organisations.
- Trade Unions (employees of).

Some respondents may not know whether their industry is in the 'public' or 'private' sector and, for certain types of activity, there may be no clear answer. The following guidelines are used to help sort out some common confusions.

Schools, depending on the type, may fall into one of several categories. For example:

a local authority school	SECTRO03 coded 4 at
an 'opted-out school'	SECTRO03 coded 5 (a FE college is also 5)
a private school	SECTRO03 coded 7

Most private schools (including so-called 'public schools') are charities.

Private contractors SECTOR coded 1 (this applies even if they work exclusively for the public sector, e.g. a cleaning firm, catering firm or freelance consultant working for a government department or local authority).

Self-employed individuals SECTOR coded 1

Sole traders SECTOR coded 1

Businesses owned by an individual SECTOR coded 1

Doctors and dentists (and others working in their practices) are coded according to whether the practice is *mainly* NHS or private. (GPs are technically self-employed even when they work exclusively for the NHS but, for the purpose of this question, they are to be treated as working for the NHS if that is what they mainly do). This means:

mainly private work	SECTOR coded 1
mainly NHS work	SECTOR coded 2 and SECTRO03 coded 6 'Health authority or NHS Trust'

Private Hospital SECTOR coded 1

Churches SECTRO03 coded 9 'some other kind of organisation'.

Charities SECTRO03 coded 7

Trade Unions SECTRO03 coded 7

Government funded bodies and agencies SECTRO03 coded 3 'central government, civil service'. This includes the Benefits Agency, the Employment Service, Research Councils, the British Council, National Museums and Art Galleries, and prisons.

Armed forces were previously coded with 'central government, civil service'. From Spring 03 they have their own code 'SECTRO03 coded 8'.

Continued on next page...

Public bodies with a greater

degree of autonomy than the above SECTRO03 coded 2 'a nationalised industry or state corporation'. This includes Post Office, Royal Mint, British Rail, BBC, Audit Commission, Equal Opportunities Commission, Civil Aviation Authority

A private firm SECTOR coded 1

Deregulated bus service SECTRO03 coded 2

London Regional Transport and -
municipal bus companies are *public*
corporations

Magistrates Courts SECTRO03 coded 4 'local government or council'

Probation Service SECTRO03 coded 4 'local government or council'

**Training and Enterprise Councils (TECs)
and Local Enterprise Councils (LECs)** SECTOR coded 1 'private firm or business'

PUBLICR - Whether working in public or private sector (reported)

- (1) **Private sector**
- (2) **Public sector**

FREQUENCY: Each quarter from Autumn 93

COVERAGE: Applies to all respondents who are employees.

NOTES: With the removal of the Census Matrix Edit PUBLICR supersedes the variable PUBLIC.

This variable identifies the split between the public and private sector. This variable is derived from STATR, SECTOR, YTETMP & SECTRO03.

PUBLIC - Whether working in public or private sector

- (1) **Private sector**
- (2) **Public sector**

FREQUENCY: Spring quarters only from Spring 94 to Spring 04 (on ONS datasets only).

COVERAGE: Applies to all respondents who are employees.

NOTES: This variable identifies the split between the public and private sector. This variable is only available on ONS datasets.

SECTOR - Whether working for private firm or business

Summer 93 to Winter 96

- (1) Private firm or business
- (2) A limited company
- (3) Some other kind of organisation

Spring 97 onwards

- (1) A private firm or business or a limited company
- (2) Some other kind of organisation

FREQUENCY: Each quarter from Summer 93

COVERAGE: Applies to all respondents currently in work or on work training.

NOTES: This variable is used to help identify the split between public and private sector employment.

SECTRO03 - Type of non-private organisation

- (1) Public company, plc
- (2) Nationalised industry or state corporation
- (3) Central Government, Civil Service
- (4) Local government or council (incl. police, fire services & local authority controlled schools or colleges)
- (5) University or other grant funded educational establishment
- (6) Health authority or NHS trust
- (7) Charity, voluntary organisation or trust
- (8) Armed forces
- (9) Other kind of organisation

FREQUENCY: Each quarter from Spring 03

COVERAGE: Applies to all respondents who don't work for a private firm or business or a limited company (SECTOR = 2).

NOTES: This variable replaces SECTRO.

This variable expands on 'Other kind of organisation' from SECTOR. It is one of the variables used to create a split between public & private sector employment (see PUBLIC). The aim is to get a split between the public & private sector; not necessarily an accurate split between each category listed. A small number of self-employed respondents get classified into categories of SECTRO03 which are public sector. However, they are classified correctly in PUBLIC as private sector.

'Codes 1 & 7 = Private and 2 to 6 & 8 & 9 = Public'.

ONS are interested in a more comprehensive measure of armed forces employees than provided by SOC2000. Hence, the answer category 'Armed forces', previously along with 'central government and the civil service' now appears as a separate category.

SECTRO - Types of non-private organisations

- (1) **Public company, plc**
- (2) **Nationalised industry or state corporation**
- (3) **Central government, Civil Service, armed forces**
- (4) **Local government or council (inc police, fire services & local authority controlled schools or colleges)**
- (5) **University, Polytechnic or other grant funded educational establishment**
- (6) **Health authority or NHS trust**
- (7) **Charity, voluntary organisation or trust**
- (8) **Other kind of organisation**

FREQUENCY: Each quarter from Summer 93 to Winter 02.

COVERAGE: Applies to all respondents in employment.

NOTES: This variable is replaced by SECTRO03. The notes in SECTRO03 also apply to this variable.

OCCUPATION

SOCMAIN - Occupation in main job

(100-999) Range of occupation codes

FREQUENCY: Each quarter from Spring 92 to Winter 2000. Each quarter from Spring 01 to Winter 03 (on ONS datasets only).

COVERAGE: Applies to all respondents in employment other than those on college based schemes.

NOTES: This variable is derived from STAT, EVERWK & OCOD.

LFS User Guide Volume 5 (LFS Classifications) gives a full occupation breakdown.

From Autumn 92 to Spring 99 inclusive, the row '304 Civil engineers' has been incorrectly labelled as '302 Civil engineers'.

SOC2KM - Occupation (main job)

(1111-9259) Range of occupation codes

FREQUENCY: Each quarter from Spring 01

COVERAGE: Applies to all respondents in employment other than those on college based schemes.

NOTES: This variable replaces SOCMAIN and is derived from STAT, EVERWK & OCOD2KM.

LFS User Guide Volume 5 (LFS Classifications) gives a complete breakdown of occupation codes.

The new SOC2000 variables were introduced into the Labour Force Survey in Spring 2001, because SOC90 became outdated. The extensive revisions to the Standard Occupational Classification (SOC) include a tighter definition of managerial occupations and moving many job titles between major groups to reflect the repositioning of certain jobs. New occupations have been introduced in the fields of computing, environment and conservation and customer service occupations. Most of the major groups have been re-named and all have a different composition in terms of job titles compared with their SOC90 counterparts. There is no exact correspondence between SOC90 and SOC2000 at any level.

SC2KMMJ - Major occupation group (main job)

- (1) **Managers and Senior Officials**
- (2) **Professional occupations**
- (3) **Associate Professional and Technical**
- (4) **Administrative and Secretarial**
- (5) **Skilled Trades Occupations**
- (6) **Personal Service Occupations**
- (7) **Sales and Customer Service Occupations**
- (8) **Process, Plant and Machine Operatives**
- (9) **Elementary Occupations**

FREQUENCY: Each quarter from Spring 01

COVERAGE: Applies to all respondents in employment other than those on college based schemes.

NOTES: This variable replaces SOCMAJM and is derived from SOC2KM.

LFS User Guide Volume 5 (LFS Classifications) gives a complete breakdown of occupation codes.

SC2KMMN - Minor occupation group (main job)

(111-999) Range of Occupation Codes

FREQUENCY: Each quarter from Spring 01

COVERAGE: Applies to all respondents in employment other than those on college based schemes.

NOTES: This variable replaces SOCMINM and is derived from SOC2KM.

LFS User Guide Volume 5 (LFS Classifications) gives a complete breakdown of occupation codes.

EMPLOYMENT STATUS

STAT - Employment status

- (1) **Employee**
- (2) **Self-employed**
- (3) **Government scheme**
- (4) **Unpaid family worker**

FREQUENCY: Each quarter from Spring 92 (on ONS datasets only)

COVERAGE: Applies to all respondents.

NOTES: This variable is only available on ONS datasets.

Professional partnerships e.g. doctors, lawyers etc may work in partnerships and are considered as self-employed. GP's working for the NHS are coded self-employed.

STATR - Employment status in main job (reported)

- (1) **Employee**
- (2) **Self employed**
- (3) **Government scheme**
- (4) **Unpaid family worker**

FREQUENCY: Each quarter from Spring 92

COVERAGE: Applies to all respondents.

NOTES: With the removal of the Census Matrix Edit STATR supersedes the variable NSTAT. The filter EVERWK = -9 is applied to the questionnaire variable STAT to distinguish between current/last job. STATR is employment status in current job as reported. STATLR is employment status in last job as reported.

NSTAT - Employment status in main job

- (1) **Employee**
- (2) **Self employed**
- (3) **Government scheme**
- (4) **Unpaid family worker**

FREQUENCY: Spring quarters only from Spring 92 to Spring 04 (on ONS datasets only).

COVERAGE: Applies to all respondents.

NOTES: This variable is only available on ONS datasets.

NSTAT is the same as STAT, except it has been processed through the Census Matrix Edit which checks the respondents occupation and their employment status for inconsistencies.

PDWAGE - Whether paid a salary or wage by an employer

- (1) **Yes**
- (2) **No**

FREQUENCY: Each quarter from Spring 99

COVERAGE: Applies to all respondents who are employees (STAT = 1).

SELF(1-4) - Other methods of payment aside from receiving a salary or wage direct from an employer

- (1) **Paid a salary or a wage by an agency**
- (2) **A sole director of your own limited business**
- (3) **Running a business or a professional practice**
- (4) **A partner in a business or a professional practice**
- (5) **Working for yourself**
- (6) **A sub-contractor**
- (7) **Doing free-lance work**
- (8) **None of the above**

FREQUENCY: Each quarter from Spring 99

COVERAGE: Applies to all respondents who are self employed or those not directly paid by their employers (STAT = 2 OR PDWAGE = 2).

In SuperCROSS an additional variable called SELFM is available. See note on page 2 for more information on SuperCROSS variables.

HWLNG - Time respondent has been away from job

- (1) **Less than 3 months**
- (2) **Or 3 months or more**

FREQUENCY: Each quarter from Spring 05

COVERAGE: Applies to all respondents who were away from their job/business in the reference week JBAWAY = 1.

NOTES: This variable is included on ONS datasets only.

FIFSAL - Amount of wage receiving when away from job

- (1) **Less than half of your salary**
- (2) **Or half of your salary or more**

FREQUENCY: Each quarter from Spring 05

COVERAGE: Applies to all respondents who are employees and HWLNG = 2.

NOTES: This variable is included on ONS datasets only.

SUPVIS - Responsible for supervising

- (1) **Yes**
- (2) **No**

FREQUENCY: Each quarter from Spring 01

COVERAGE: Applies to all respondents who are employees (STAT = 1).

MANAGER - Managerial status (reported)

- (1) **Manager**
- (2) **Foreman or supervisor**
- (3) **Not manager or supervisor**

FREQUENCY: Each quarter from Spring 92

COVERAGE: Applies to all respondents who are employees (STAT = 1).

NOTES: MANAGER is analogous to NMANAGE with the employment edit removed. MANAGER supersedes the variables MANAGE & NMANAGE. The filter EVERWK = -9 is applied to the questionnaire variable MANAGE to distinguish between current/last job. MANAGER is managerial status in current job as reported. MANAGLR is managerial status in last job as reported.

If respondents have both managerial and supervisory duties then their main duty is recorded.

MANAGE - Managerial duties or supervising

- (1) **Manager**
- (2) **Foreman or supervisor**
- (3) **Not manager or supervisor**

FREQUENCY: Each quarter from Spring 92 to Spring 04 (on ONS datasets only).

COVERAGE: Applies to all respondents who are employees (STAT = 1).

NOTES: This variable is only available on ONS datasets.

From Spring 92 to Winter 00, this variable was called NMANAGE. NMANAGE was processed through the Census Matrix Edit which checks the respondents occupation and their employment status for inconsistencies. With the removal of the edit MANAGER supersedes both the variables NMANAGE & MANAGE.

MPNR02 - Number of employees at workplace (reported)

- (1) **1-10**
- (2) **11-19**
- (3) **20-24**
- (4) **Don't know but under 25**
- (5) **25-49**
- (6) **50-249**
- (7) **250-499**
- (8) **Don't know but between 50 and 499**
- (9) **500 or more**

FREQUENCY: Each quarter from Spring 02

COVERAGE: Applies to all respondents currently in work or who have worked in the last 8 years.

NOTES: With the removal of the Census Matrix Edit MPNR02 supersedes the variables MPNE02 & MPNS02. This variable is derived from EVERWK, STAT & SOLO. The filter EVERWK = -9 is applied to the questionnaire variables MPNO & MPN to distinguish between current/last job. MPNR02 is number of employees in current job as reported. MPNLR02 is number of employees in last job as reported.

This variable refers to the total number of employees at the respondent's workplace, not just the particular section/department. People employed by employment services who may work during the course of a week at a number of locations are required to refer to the place where they worked the longest number of hours during the reference week.

MPNE02 - How many employees at work

- (1) 1-10
- (2) 11-19
- (3) 20-24
- (4) Don't know but under 25
- (5) 25-49
- (6) 50-249
- (7) 250-499
- (8) Don't know but between 50 and 499
- (9) 500 or more

FREQUENCY: Spring quarters only from Spring 02 to Spring 04 (on ONS datasets only).

COVERAGE: Applies to all respondents who are working, but not self-employed (STAT = 1, 3 or 4).

NOTES: This variable is only available on ONS datasets.

With the removal of the Census Matrix Edit MPNR02 supersedes the variables MPNE02 & MPNS02.

The notes for MPNR02 also apply to this variable.

SOLOR - Self-employed with or without employees (reported)

- (1) On own, with partner(s) but no employees
- (2) With employees

FREQUENCY: Each quarter from Spring 92

COVERAGE: Applies to all respondents currently in work or who have worked in the last 8 years.

NOTES: With the removal of the Census Matrix Edit SOLOR supersedes the variables NSOLO & SOLO. The filter EVERWK = -9 is applied to the questionnaire variable SOLO to distinguish between current/last job. SOLOR is whether self-employed with/without employee in current job as reported. SOLOLR is whether self-employed with/without employee in last job as reported.

Self-employed people who use only other self-employed people in the business they run (e.g. builders) are coded 1.

SOLO - Working alone or employees

- (1) Alone or with partner(s) no employees
- (2) With employees

FREQUENCY: Each quarter from Spring 92 to Spring 04 (on ONS datasets only).

COVERAGE: Applies to all respondents who are self-employed (STAT = 2).

NOTES: This variable is only variable on ONS datasets.

From Spring 92 to Winter 00, this variable was called NSOLO. NSOLO was processed through the Census Matrix Edit which checks the respondents occupation and their employment status for inconsistencies. With the removal of the edit SOLOR supersedes both the variables NSOLO & SOLO.

MPNS02 - How many (s)he employed

- (1) 1-10
- (2) 11-19
- (3) 20-24
- (4) Don't know but under 25
- (5) 25-49
- (6) 50-249
- (7) 250-499
- (8) Don't know but between 50 and 499
- (9) 500 or more

FREQUENCY: Spring quarters only from Spring 02 to Spring 04 (on ONS datasets only).

COVERAGE: Applies to all respondents who are self-employed and have employees (SOLO = 2).

NOTES: This variable is only available on ONS datasets.

With the removal of the Census Matrix Edit MPNR02 supersedes the variables MPNE02 & MPNS02.

The notes for MPNR02 also apply to this variable.

ONETEN - Number (1 - 10) of employees working for self employed person

- (1) 1 employee
- (2) 2 employees
- (3) 3 employees
- (4) 4 employees
- (5) 5 employees
- (6) 6 employees
- (7) 7 employees
- (8) 8 employees
- (9) 9 employees
- (10) 10 employees

FREQUENCY: Each quarter from Spring 92 to Winter 97. Spring quarters only from Spring 98 to Spring 2000. Each quarter from Spring 01

COVERAGE: Applies to all respondents who work with between 1 and 10 other employees.

NOTES: When running tabulations with this variable it is advisable to filter on 'INECAC05 = 2 (Self employed)' to ensure accuracy.

OTHWP - Whether employer has any other workplaces in the UK (apart from the one the respondent actually works at)

- (1) Yes
- (2) No

FREQUENCY: Each quarter from Spring 2000 to Winter 2000 (on ONS datasets only). Each quarter from Spring 01 to Winter 03.

COVERAGE: Applies to all respondents who are employees, those on government schemes and unpaid family workers.

OTWPN02 - Number of employees in total in the UK

- (1) 1-49
- (2) 50-249
- (3) 250-499
- (4) 500 or more
- (5) Don't know but over 50

FREQUENCY: Each quarter from Spring 02 to Winter 03.

COVERAGE: Applies to all respondents whose employer has other workplaces in the UK (OTHWP=1).

NOTES: This variable replaces OTHWPNO. The response categories have changed and become more complex as the needs of users of the data vary.

OMCONT - Whether owns business or has a controlling interest in company worked for

- (1) Yes
- (2) No

FREQUENCY: Spring quarters only from Spring 95 to Spring 04. Spring quarters only (every 2nd year) from Spring 06

COVERAGE: Applies to all respondents employed as managers with private companies or self-employed (SECTOR = 1 or SECTRO03 = 1 and MANAGE = 1 or STAT = 2).

NOTES: This question is only asked in the Spring quarter every 2 years e.g. 2004, 2006 etc.

OMROLE - Whether having authority to hire or dismiss employees

- (1) Yes
- (2) No

FREQUENCY: Spring quarters only from Spring 95 to Spring 04. Spring quarters only (every 2nd year) from Spring 06

COVERAGE: Applies to all respondents who have a controlling interest in the company they work for (OMCONT = 1).

NOTES: This question is only asked in the Spring quarter every 2 years e.g. 2004, 2006 etc.

NOCUST - Number of customers which a self employed respondent has

- (1) One
- (2) More than one
- (3) Don't know

FREQUENCY: Spring quarters only from Spring 99

COVERAGE: Applies to all respondents who are self employed (STAT = 2).

FTPTW - Whether working full or part time (employees and self employed people only)

- (1) **Part-time - student**
- (2) **Part-time - ill or disabled**
- (3) **Part-time - could not find full-time job**
- (4) **Part-time - did not want full-time job**
- (5) **Part-time - no reason given**
- (6) **Full-time**

FREQUENCY: Each quarter from Spring 92

COVERAGE: Applies to all respondents who are employees or self employed.

NOTES: This variable is derived from AGE, WRKING, FTPTWK, YPTJOB, NEWDEA4, YTETMP & JBAWAY.

Unpaid family workers are not included in this variable but are included in FTPTWK.

FTPT - Whether working full or part time

- (1) **Full time**
- (2) **Part time**
- (3) **New Deal Full time (From Summer 98)**
- (4) **New Deal Part time (From Summer 98)**

FREQUENCY: Each quarter from Spring 92

COVERAGE: Applies to all respondents aged 16+ who are in employment.

NOTES: From Summer 98 FTPT includes those on New Deal. See NEWDEA4 for further information.

This variable is derived from AGE, WRKING, JBAWAY, OWNBUS, RELBUS, NEWDEA4, YTETMP, YPTJOB & FTPTWK. FTPT differs from FTPTWK in that it includes only those in employment whilst FTPTWK also includes those who are unemployed but have had a job in the last 8 years.

FTPTWK - Whether full or part time in main job

- (1) **Full-time**
- (2) **Part-time**

FREQUENCY: Each quarter from Spring 92

COVERAGE: Applies to all respondents who are employees, self-employed, and unpaid family workers plus those on work-based government training schemes, plus those currently unemployed or inactive who have had a previous job within the last 8 years.

NOTES: This variable can be used to identify full or part time employment for a previous job if left within the last 8 years for currently unemployed or inactive people, as well as for a current job. You should filter the economic category required. FTPTWK does not cover people on schemes.

YPTJOB - Reason for part time job

- (1) **Student/still at school**
- (2) **Ill/disabled**
- (3) **Could not find full-time job**
- (4) **Did not want full-time job**

FREQUENCY: Each quarter from Spring 92

COVERAGE: Applies to all respondents who are currently working part time or worked part time in their last job if held during the last 8 years (FTPTWK = 2).

NOTES: The interviewer accepts the first response that applies. This question was not asked in Northern Ireland in 1993, so data for all quarters in 1993 are GB only.

PTNCRE - Reasons for part-time work

- (1) **For children are not available or affordable**
- (2) **For ill, disabled or elderly adults are not available or affordable**
- (3) **Care facilities do not influence your decision for working part-time**

FREQUENCY: Summer quarters only from Summer 05

COVERAGE: Applies to all respondents who did not want a full-time job YPTJOB = 4.

NOTES: This variable is included on ONS datasets only.

The need for care services can be a need for normal working hours or for special periods of the day (e.g. early morning), or special periods of the year (e.g. school holidays).

YNOTFT - Reason not wanting full time job

- (1) **Financially secure, but work because wanted to**
- (2) **Earn enough working part time**
- (3) **Want to spend more time with family**
- (4) **Have domestic commitments which prevent full time working**
- (5) **There are insufficient childcare facilities available**
- (6) **Another reason**

FREQUENCY: Autumn quarters only from Autumn 94 to Autumn 99. Spring and Autumn quarters from Spring 01

COVERAGE: Applies to all respondents who did not want a full time job (YPTJOB = 4).

NOTES: The interviewer accepts the first response that applies.

YPTCIA - Reason part-time work

- (1) **Looking after children**
- (2) **Looking after incapacitated adult**
- (3) **Some other reason**

FREQUENCY: Spring and Autumn quarters only from Spring 01

COVERAGE: Applies to all respondents who don't want a full-time job because they want to spend more time with their family, have domestic commitments or some other reason (YNOTFT = 3, 4, or 6).

WKPART1 - Type of part-time work pattern

- (1) **Work shorter days and fewer days per week**
- (2) **Work fewer days per week**
- (3) **Work half a day less per week**
- (4) **Work shorter days**
- (5) **Work one week in two**
- (6) **Non of these**

FREQUENCY: Spring 04 only.

COVERAGE: Applies to all respondents who work part-time (FTPTWK = 2).

JOBTYP - Whether job permanent

- (1) **Permanent**
- (2) **Not permanent in some way**

FREQUENCY: Each quarter from Spring 92

COVERAGE: Applies to all respondents who are employees.

NOTES: The permanency of a job relates to the job itself, not the respondent's intentions about that job.

JOBTMP - Reason for job not being permanent

- (1) **Seasonal work**
- (2) **Done under contract for a fixed period, fixed task**
- (3) **Agency temping**
- (4) **Casual type of work**
- (5) **Some other reason for not being permanent**

FREQUENCY: Each quarter from Spring 92

COVERAGE: Applies to all respondents who are said their job was not permanent in some way (JOBTYP = 2).

NOTES: The permanency of a job relates to the job itself, not the respondent's intentions about that job.

WHYTMP - Reason for taking non-permanent job

- (1) **Contract which includes period of training**
- (2) **Could not find a permanent job**
- (3) **Did not want a permanent job**
- (4) **Some other reason**

FREQUENCY: Each quarter from Spring 92

COVERAGE: Applies to all respondents who said their job was not permanent in some way (JOBTYP = 2).

NOTES: The permanency of a job relates to the job itself, not the respondent's intentions about that job. The interviewer accepts the first response that applies.

TEMLEN - Length of non-permanent job

- (1) Less than 1 month
- (2) 1 month but less than 3 months
- (3) 3 months but less than 6 months
- (4) 6 months but less than 12 months
- (5) 12 months but less than 18 months
- (6) 18 months but less than 2 years
- (7) 2 years but less than 3 years
- (8) 3 years but less than 4 years
- (9) 4 years but less than 5 years
- (10) 5 years or more
- (11) Time not fixed yet

FREQUENCY: Spring quarters only from Spring 92

COVERAGE: Applies to all respondents who said their job was not permanent in some way (JOB TYP = 2).

NOTES: This variable details the total duration of the temporary job, not just up to the time of the interview.

RESTEMR - Reason job is temporary (reported)

- (1) Permanent
- (2) Seasonal job: includes training periods
- (3) Seasonal job: could not find permanent job
- (4) Seasonal job: did not want permanent job
- (5) Seasonal job: other reason
- (6) Seasonal job: no reason given
- (7) Fixed contract: includes training period
- (8) Fixed contract: could not find permanent job
- (9) Fixed contract: did not want permanent job
- (10) Fixed contract: other reason
- (11) Fixed contract: no reason given
- (12) Agency temp: includes training period
- (13) Agency temp: could not find permanent job
- (14) Agency temp: did not want permanent job
- (15) Agency temp: other reason
- (16) Agency temp: no reason given
- (17) Casual: includes training period
- (18) Casual: could not find permanent job
- (19) Casual: did not want permanent job
- (20) Casual: other reason
- (21) Casual: no reason given
- (22) Other temp: includes training period
- (23) Other temp: could not find permanent job
- (24) Other temp: did not want permanent job
- (25) Other temp: other reason
- (26) Other temp: no reason given
- (27) Type of temporary job not stated

FREQUENCY: Each quarter from Spring 92

COVERAGE: Applies to all respondents who are employees in a job which is not permanent.

NOTES: RESTEMR is analogous to RESTEM with the employment edit removed.

This variable is derived from STATR, JOB TYP, WHYTMP & JOBTMP.

RESTEM - Reason job is temporary

- (1) Permanent
- (2) Seasonal job: includes training periods
- (3) Seasonal job: could not find permanent job
- (4) Seasonal job: did not want permanent job
- (5) Seasonal job: other reason
- (6) Seasonal job: no reason given
- (7) Fixed contract: includes training period
- (8) Fixed contract: could not find permanent job
- (9) Fixed contract: did not want permanent job
- (10) Fixed contract: other reason
- (11) Fixed contract: no reason given
- (12) Agency temp: includes training period
- (13) Agency temp: could not find permanent job
- (14) Agency temp: did not want permanent job
- (15) Agency temp: other reason
- (16) Agency temp: no reason given
- (17) Casual: includes training period
- (18) Casual: could not find permanent job
- (19) Casual: did not want permanent job
- (20) Casual: other reason
- (21) Casual: no reason given
- (22) Other temp: includes training period
- (23) Other temp: could not find permanent job
- (24) Other temp: did not want permanent job
- (25) Other temp: other reason
- (26) Other temp: no reason given
- (27) Type of temporary job not stated

FREQUENCY: Spring quarters only from Spring 92 to Spring 04 (on ONS datasets only).

COVERAGE: Applies to all respondents who are employees in a job which is not permanent.

NOTES: This variable is only available on ONS datasets.

With the removal of the Census Matrix Edit RESTEMR supersedes the variable RESTEM.

NSECM - NS-SEC category (main job)

- (1.0) Employers in large organisations
- (2.0) Higher managerial occupations
- (3.1) Higher professional traditional employee
- (3.2) Higher professional new employee
- (3.3) Higher professional traditional self emp
- (3.4) Higher professional new self emp
- (4.1) Lower professional traditional employee
- (4.2) Lower professional new employee
- (4.3) Lower professional traditional self emp
- (4.4) Lower professional new self emp
- (5.0) Lower managerial occupations
- (6.0) Higher supervisory occupations
- (7.1) Intermediate clerical and administrative
- (7.2) Intermediate sales and service
- (7.3) Intermediate technical and auxiliary
- (7.4) Intermediate engineering
- (8.1) Employers in small orgs non-professional
- (8.2) Employers in small orgs agriculture
- (9.1) Own account workers non professional
- (9.2) Own account workers agriculture
- (10.0) Lower supervisory occupations
- (11.1) Lower technical craft
- (11.2) Lower technical process operative
- (12.1) Semi routine sales
- (12.2) Semi routine services
- (12.3) Semi routine technical
- (12.4) Semi routine operative
- (12.5) Semi routine agricultural
- (12.6) Semi routine clerical
- (12.7) Semi routine childcare
- (13.1) Routine sales and service
- (13.2) Routine production
- (13.3) Routine technical
- (13.4) Routine operative
- (13.5) Routine agricultural
- (14.1) Never worked
- (14.2) Long-term unemployed
- (15.0) Full-time students
- (16.0) Not classified or inadequately stated
- (17.0) Not classifiable for other reasons

FREQUENCY: Each quarter from Spring 01

COVERAGE: Applies to all respondents aged 16+.

NOTES: The National Statistics Socio-Economic Classification (NS-SEC) is an occupationally based classification designed to categorise the whole adult population. It replaces Social Class based on Occupation (SC, formerly) Registrar General's Social Class) and Socio-Economic Groups (SEG). The information required to create the NS-SEC is occupation coded to the unit groups (OUG) of the Standard Occupational Classification 2000 (SOC2000) and details of employment status (whether an employer, self-employed or employee; whether a supervisor; number of employees at the workplace). The fourteen functional and three residual operational categories of NSECM can be nested into the eight analytic categories of NSECMJ. LFS derivation of major groups allocates NS-SEC categories 14 to 17 to NSECMJ 8. The three residual categories 15, 16 and 17 are excluded in some other surveys and therefore LFS NS-SEC major group 8 may not be comparable with the same group derived by other surveys. For more information on the NS-SEC go to www.statistics.gov.uk

NSECMJ - NS-SEC class (main job)

- (1) **Higher managerial and professional**
- (2) **Lower managerial and professional**
- (3) **Intermediate occupations**
- (4) **Small employers and own account workers**
- (5) **Lower supervisory and technical**
- (6) **Semi-routine occupations**
- (7) **Routine occupations**
- (8) **Never worked, unemployed, and nec**

FREQUENCY: Each quarter from Spring 01

COVERAGE: Applies to all respondents aged 16+.

NOTES: The fourteen functional and three residual operational categories of NSECM can be nested into the eight analytic categories of NSECMJ. LFS derivation of major groups allocates NS-SEC categories 14 to 17 to NSECMJ 8. The three residual categories 15, 16 and 17 are excluded in some other surveys and therefore LFS NS-SEC major group 8 may not be comparable with the same group derived by other surveys. For more information on the NS-SEC go to www.statistics.gov.uk

CURRENT EMPLOYMENT

EMPMON - Months continuously employed

Number of months

FREQUENCY: Each quarter from Spring 92 to Spring 93 (on ONS datasets only) Each quarter from Summer 93

COVERAGE: Applies to all respondents in employment (excluding college based schemes).

NOTES: This variable is derived from AGE, JBAWAY, NEWDEA4, COMMON, CONMPY, CONSEY, WRKING, OWNBUS, RELBUS, YTETMP, STAT, REFWKY & REFWKM.

EMPLEN - Length of time continuously employed

- (1) **Less than 3 months**
- (2) **Between 3 and 6 months**
- (3) **Between 6 and 12 months**
- (4) **Between 1 and 2 years**
- (5) **Between 2 and 5 years**
- (6) **Between 5 and 10 years**
- (7) **Between 10 and 20 years**
- (8) **20 years or more**

FREQUENCY: Each quarter from Spring 92 to Spring 93 (on ONS datasets only) Each quarter from Summer 93

COVERAGE: Applies to all respondents in employment (excluding college based schemes).

NOTES: This variable is derived from COMMON, CONMPY, CONSEY, REFWKY & REFWKM.

CONMPY - Year started working with current employer

Year (last 2 digits)

FREQUENCY: Each quarter from Spring 92

COVERAGE: Applies to all respondents who are employees, those on Government schemes or persons doing unpaid work for a relative's business (STAT = 1 or 3 OR RELBUS = 1 AND EVERWK = -9).

CONSEY - Year started as continuously self employed

Year (last 2 digits) from Spring 98 (4 digits)

FREQUENCY: Each quarter from Spring 92

COVERAGE: Applies to all respondents who are self employed or doing unpaid work for their own business (STAT = 2 OR OWNBUS = 1 AND EVERWK = -9).

COMMON - Month started current job

- (1) **January**
- (2) **February**
- (3) **March**
- (4) **April**
- (5) **May**
- (6) **June**
- (7) **July**
- (8) **August**
- (9) **September**
- (10) **October**
- (11) **November**
- (12) **December**

FREQUENCY: Each quarter from Spring 92

COVERAGE: Applies to all respondents who started work in the last 8 years, except unpaid family workers (CONMPY = < 8 or CONSEY = < 8).

HOWGET - How current job was obtained

From Spring 92 to Autumn 94

- (1) **Replying to a job advertisement**
- (2) **Jobcentre, jobmarket etc.**
- (3) **Careers Office**
- (4) **Private employment agency or business**
- (5) **Hearing from someone who worked there**
- (6) **Direct application**
- (7) **Some other way**

Winter 94 onwards

- (1) **Replying to a job advertisement**
- (2) **Jobcentre, jobmarket etc**
- (3) **Careers office**
- (4) **Jobclub**
- (5) **Private employment agency or business**
- (6) **Hearing from someone who worked there**
- (7) **Direct application**
- (8) **Some other way**

FREQUENCY: Each quarter from Spring 92

COVERAGE: Applies to all respondents who are employees and people on government schemes who have been with their current employer for less than one year/12 months.

NOTES: From Winter 94 the category (4) Jobclub has been added.

From Spring 05, the routing reference period changed from 3 months or less to one year/12 months or less.

TMPCON - Whether respondent has contract with employment agency

- (1) **Yes**
- (2) **No**

FREQUENCY: Each quarter from Spring 05

COVERAGE: Applies to all respondents who got their current work through a private employment agency or business (HOWGET = 5).

NOTES: This variable is included on ONS datasets only.

Respondents working directly for a temporary employment agency and are not performing any work for and under the supervision of another organisation should be coded 2 'No'.

TMPPAY - Who paid for temporary work

- (1) **By the people you actually did it for**
- (2) **By the private employment agency/business**

FREQUENCY: Each quarter from Spring 92 to Winter 94. Winter quarters only from Winter 95

COVERAGE: Applies to all respondents who obtained work through a private employment agency (HOWGET = 5).

REDUNDANCY WITHIN LAST 3 MONTHS

REDUND - Whether made redundant in last three months

- (1) **Made redundant**
- (2) **Not made redundant**

FREQUENCY: Each quarter from Spring 92

COVERAGE: Applies to all respondents aged 16+.

NOTES: This variable combines all the questionnaire variables and should be used in all analysis of redundancies.

This variable is derived from AGE, EVERWK, REFWKY, LEFTYR, REFWKM, LEFTM, REDYLFT, REDANY, CONMPY, COMMON, CONSEY & REDPAID.

Changes have made to the derivation of REDUND in the LFS. It now covers the number of people who were not in employment during the reference week and who reported that they had been made redundant in the month of the reference week or in the two calendar months prior to this; plus the number of people who were in employment during the reference week who started their job in the same calendar month as, or the two calendar months prior to, the reference week, and who reported that they had been made redundant in the past three months.

See article on p225-229 of the May 2000 *Labour Market Trends* for further details.

REDPAID - Left paid job in last 3 months

- (1) **Yes**
- (2) **No**

FREQUENCY: Each quarter from Spring 95

COVERAGE: Applies to all respondents in employment who started present job in last 3 months.

NOTES: If analysing data on redundancies made in the last three months, you should also filter on the variable REDUND = 1 (made redundant).

REDYLFT - Reason left last job

- (1) **Dismissed**
- (2) **Made redundant/took voluntary redundancy**
- (3) **Temporary job finished**
- (4) **Resigned**
- (5) **Gave up work for health reasons**
- (6) **Took early retirement**
- (7) **Retired (at or after statutory retirement age)**
- (8) **Gave up for family or personal reasons**
- (9) **Other reason**

FREQUENCY: Each quarter from Spring 95

COVERAGE: Applies to all respondents who left paid job in last 3 months or not working and left job in 8 years before reference week (REDPAID = 1 OR YLESS <=8).

NOTES: If analysing data on redundancies made in the last three months, you should also filter on the variable REDUND = 1 (made redundant).

REDYRS - Reason regarding care services for leaving job

- (1) **Looking after children or an adult in need of care**
- (2) **Some other personal or family reason**

FREQUENCY: Each quarter from Spring 05

COVERAGE: Applies to all respondents who gave up work for family or personal reasons or some other reason (REDYLFT = 8 or 9).

NOTES: This variable is included on ONS datasets only.

REDANY - Whether made redundant from any other job in last 3 months

- (1) **Yes**
- (2) **No**

FREQUENCY: Each quarter from Spring 95

COVERAGE: Applies to all respondents who left last paid job in last 3 months (REDYLFT = 1, 3, 4, 5, 6, 7, 8 or 9 AND REDPAID = 1).

NOTES: If analysing data on redundancies made in the last three months, you should also filter on the variable REDUND = 1 (made redundant).

REDSTAT - Status in job (made redundant from)

- (1) **Working as employee**
- (2) **Self employed**

FREQUENCY: Each quarter from Spring 95

COVERAGE: Applies to all respondents who were made redundant from last job (REDYLFT = 2 AND REDPAID = 1) OR REDANY = 1)).

NOTES: If analysing data on redundancies made in the last three months, you should also filter on the variable REDUND = 1 (made redundant).

REDCLOS - Reason for leaving job left in last three months

- (1) **Closing down**
- (2) **Cutting back on staff**
- (3) **Other reason**

FREQUENCY: Each quarter from Spring 95

COVERAGE: Applies to all respondents who were made redundant from last job (REDYLFT = 2 AND REDPAID = 1) OR REDANY = 1)).

NOTES: If analysing data on redundancies made in the last three months, you should also filter on the variable REDUND = 1 (made redundant).

REDP(1-3) - Type of payment received

- (1) **Redundancy pay**
- (2) **Pay in lieu of notice**
- (3) **Some other kind of payment**
- (4) **No payment**

FREQUENCY: Each quarter from Spring 95

COVERAGE: Applies to all respondents who were made redundant from last job (REDYLFT = 2 AND REDPAID = 1) OR REDANY = 1)).

NOTES: If analysing data on redundancies made in the last three months, you should also filter on the variable REDUND = 1 (made redundant).

This variable was coded as REDP(0-3) from Spring 95 to Winter 96.

In SuperCROSS an additional variable called REDPM is available. See note on page 2 for more information on SuperCROSS variables.

REDIND - Whether industry made redundant from is same as previously stated

- (1) **Yes**
- (2) **No**

FREQUENCY: Each quarter from Spring 95

COVERAGE: Applies to all respondents who were made redundant from last job (REDPAID = 1 AND REDYLFT = 2) OR REDANY = 1)).

NOTES: Assumes industry is that described at INDT.

If analysing data on redundancies made in the last three months, you should also filter on the variable REDUND = 1 (made redundant).

REDOCC - Whether occupation made redundant from is same as previously stated

- (1) **Yes**
- (2) **No**

FREQUENCY: Each quarter from Spring 95

COVERAGE: Applies to all respondents who were made redundant from last job (REDPAID = 1 AND REDYLFT = 2) OR REDANY = 1)).

NOTES: Assumes occupation is that described at OCCT.

If analysing data on redundancies made in the last three months, you should also filter on the variable REDUND = 1 (made redundant).

REDSUPV - Supervisory responsibility

- (1) **Yes**
- (2) **No**

FREQUENCY: Each quarter from Spring 01

COVERAGE: Applies to all respondents who are employees who have been made redundant from a job during the three months before interview (STAT = 1).

REDMNGE - Managerial duties (redundant)

- (1) **Manager**
- (2) **Foreman or supervisor**
- (3) **Not manager or supervisor**

FREQUENCY: Each quarter from Spring 01

COVERAGE: Applies to all respondents who are employees who have been made redundant from a job during the three months before interview (STAT = 1).

NOTES: If respondents have both managerial and supervisory duties then their main duty is recorded.

RDMPNO2 - Number of employees at work (redundant)

- (1) **1-10**
- (2) **11-19**
- (3) **20-24**
- (4) **Don't know but under 25**
- (5) **25-49**
- (6) **50-249**
- (7) **250-499**
- (8) **Don't know but between 50 and 499**
- (9) **500 or more**

FREQUENCY: Each quarter from Spring 02

COVERAGE: Applies to all respondents who are employees who have been made redundant from a job during the three months before interview (STAT = 1).

NOTES: This variable replaces REDMPNO. This variable records the total number of employees at the respondent's workplace, not just the number employed within the particular section or department he/she works in.

REDSOLO - Work alone or employees

- (1) **Alone or with partner(s) but not employee**
- (2) **With employees**

FREQUENCY: Each quarter from Spring 01

COVERAGE: Applies to all respondents who are self-employed and have been made redundant from a job during the three months before interview (STAT = 2).

NOTES: Self-employed people who use only other self-employed people in the business they run are coded 1.

REDMPN2 - Number (s)he employed

- (1) 1-10
- (2) 11-19
- (3) 20-24
- (4) Don't know but under 25
- (5) 25-49
- (6) 50-249
- (7) 250-499
- (8) Don't know but between 50 and 499
- (9) 500 or more

FREQUENCY: Each quarter from Spring 02

COVERAGE: Applies to all respondents who are self-employed and have been made redundant from a job during the three months before interview (STAT = 2).

NOTES: This variable replaces REDMPN. This variable records the total number of employees at the respondent's workplace, not just the number employed within the particular section or department he/she works in.

RDIC92 - Industry made redundant from

- (001-458) Range of industry codes
- (459) Inadequate description, No reply
- (461) Workplace outside UK

FREQUENCY: Each quarter from Spring 97

COVERAGE: Applies to all respondents whose present industry is different to job where made redundant (REDIND = 2).

NOTES: LFS User Guide Volume 5 (LFS Classifications) gives a full breakdown of industry coding.

REDINDYR - Industry made redundant from (reported)

- (1) A-B: Agriculture & fishing
- (2) C,E: Energy & water
- (3) D: Manufacturing
- (4) F: Construction
- (5) G-H: Distribution, hotels & restaurants
- (6) I: Transport & communication
- (7) J-K: Banking, finance & insurance etc
- (8) L-N: Public admin, education & health
- (9) O-Q: Other services
- (10) Workplace outside UK
- (-8) NA, Inadequate description
- (-9) DNA

FREQUENCY: Each quarter from Spring 98

COVERAGE: Applies to all respondents made redundant in the three months prior to interview (REDUND = 1).

NOTES: With the removal of the Census Matrix Edit REDINDYR supersedes the variable REDINDY.

This variable is derived from REDUND, INECAC05, REDIND, INDS92L, INDSECT & RDIC92. The variable INECACR is replaced by INECAC05 in the derivation of this variable from Spring 05 onwards.

For a small number of people - who were made redundant in the three months prior to interview, had been in employment again since then, but were not in employment at the time of interview - it is assumed that the industry they were made redundant from is the same as the industry in their most recent job.

If analysing data on redundancies made in the last three months, you should also filter on the variable REDUND = 1 (made redundant).

REDINDY - Industry made redundant from

- (1) A-B: Agriculture & fishing
- (2) C,E: Energy & water
- (3) D: Manufacturing
- (4) F: Construction
- (5) G-H: Distribution, hotels & restaurants
- (6) I: Transport & communication
- (7) J-K: Banking, finance & insurance etc
- (8) L-N: Public admin, education & health
- (9) O-Q: Other services
- (10) Workplace outside UK
- (-8) NA, Inadequate description
- (-9) DNA

FREQUENCY: Spring quarters only from Spring 98 to Spring 04 (on ONS datasets only).

COVERAGE: Applies to all respondents made redundant in the three months prior to interview (REDUND=1).

NOTES: This variable is only available on ONS datasets.

With the removal of the Census Matrix Edit REDINDYR supersedes the variable REDINDY.

The notes for REDINDYR also apply to this variable.

REDCLS - Industry class made redundant from

- (01-60) Range of industry codes**
- (61) NA, Inadequate description**
- (62) Workplace outside UK**

FREQUENCY: Each quarter from Autumn 02

COVERAGE: Applies to all respondents made redundant in the three months prior to interview (REDUND = 1).

NOTES: This variable is derived from REDUND, INECAC05, REDIND, INDD92L & RDIC92. The variable INECACR is replaced by INECAC05 in the derivation of this variable from Spring 05 onwards.

LFS User Guide Volume 5 (LFS Classifications) gives a full breakdown of industry coding.

RDOCOD - Occupation made redundant from if different from previously stated

- (100-999) Range of occupation codes**

FREQUENCY: Each quarter from Spring 97 to Winter 2000. Each quarter from Spring 01 to Spring 04 (on ONS datasets only).

COVERAGE: Applies to all respondents whose present occupation is different to job where made redundant (REDOCC = 2).

NOTES: LFS User Guide Volume 5 (LFS Classifications) gives a full breakdown of industry coding.

SOC2KR - Occupation made redundant from

- (1111-9259) Range of occupation codes**

FREQUENCY: Each quarter from Spring 01

COVERAGE: Applies to all respondents who were made redundant in the three months prior to interview.

NOTES: This variable replaces RDOCOD. This variable is derived from REDOCC, OCOD2KM, STATR, OCOD2KR & REDSTAT.

LFS User Guide Volume 5 (LFS Classifications) gives a full breakdown of occupation codes.

The new SOC2000 variables were introduced into the Labour Force Survey in Spring 2001, because SOC90 became outdated. The extensive revisions to the Standard Occupational Classification (SOC) include a tighter definition of managerial occupations and moving many job titles between major groups to reflect the repositioning of certain jobs. New occupations have been introduced in the fields of computing, environment and conservation and customer service occupations. Most of the major groups have been re-named and all have a different composition in terms of job titles compared with their SOC90 counterparts. There is no exact correspondence between SOC90 and SOC2000 at any level.

HOME WORKERS

HOME - Whether working from home in main job

- (1) In own home
- (2) In the same grounds or buildings as home
- (3) In different places using home as a base
- (4) Somewhere quite separate from home

FREQUENCY: Spring & Autumn quarters from Spring 92 to Autumn 96. Each quarter from Spring 97

COVERAGE: Applies to all respondents who are employees, self employed or unpaid family workers (WRKING = 1 or JBAWAY = 1 or OWNBUS = 1 or RELBUS = 1).

EVHM98 - Whether doing paid or unpaid work at home in main job

- (1) Yes
- (2) No

FREQUENCY: Spring quarters only from Spring 98

COVERAGE: Applies to all respondents who mainly work away from home (HOME = 2, 3 or 4).

NOTES: This variable replaces PUHOME.

HOMED(1-3) - Worked at least one FULL day at home in reference week in main job

- (1) In own home
- (2) In the same grounds or buildings as home
- (3) In different places using home as a base
- (4) Not worked at home during reference week

FREQUENCY: Spring and Autumn quarters in 97. Spring quarters only from Spring 98

COVERAGE: Applies to all respondents who worked in the reference week, but not on a Govt Scheme (WRKING = 1 or OWNBUS = 1 or RELBUS = 1).

NOTES: This question is asked in order to identify those people who do work at home occasionally although their main place of work may not be their home, for example, a respondent who spends four days a week working in the office and one day working at home.

In SuperCROSS an additional variable called HOMEDM is available. See note on page 2 for more information on SuperCROSS variables.

TELEQA - Used both telephone and computer to carry out work at home

- (1) Yes
- (2) No

FREQUENCY: Spring and Autumn quarters in 97. Spring quarters only from Spring 98

COVERAGE: Applies to all respondents who work at home or use it as a work base (HOME = 1 or 3 OR HOMED = 1 or 3).

TELEQB - Whether possible to work at home without using both telephone and computer

- (1) **Yes**
- (2) **No**

FREQUENCY: Spring and Autumn quarters in 97. Spring quarters only from Spring 98

COVERAGE: Applies to all respondents who use a telephone and a computer for work at home (TELEQA = 1).

NOTES: TELEQA and TELEQB are asked to establish whether the use of a telephone AND computer are essential for the work performed at home, i.e. they are 'tele-workers'. Some respondents may use them together (e.g. for telephone canvassing using a computerised database), while others may use them independently. To be coded 'Yes' at TELEQB they have to be able to carry out their work without using a telephone and a computer.

ATFROM - Who working for from home

- (1) **Family business**
- (2) **Outside firm or organisation**
- (3) **Own account**

FREQUENCY: Spring 92 only. Spring and Autumn quarters from Spring 93 to Autumn 97. Spring quarters only from Spring 98

COVERAGE: Applies to all respondents who work at home or use it as a work base (HOME = 1 or 3 OR HOMED = 1 or 3).

SMESIT - Type of work done from home

- (1) **Own or rent a business**
- (2) **Have a living-in job**
- (3) **Accommodation provided by employer**

FREQUENCY: Spring and Autumn quarters from Spring 92 to Autumn 98. Spring quarters only from Spring 99

COVERAGE: Applies to all respondents who mainly work at home (HOME = 2 or HOMED = 2).

LOCATION**REGWKR - Region of place of work (reported)**

Spring 92 & Autumn 92		Spring 93 onwards	
(1)	Tyne & Wear	(1)	Tyne & Wear
(2)	Rest of Northern region	(2)	Rest of North East
(3)	South Yorkshire	(3)	South Yorkshire
(4)	West Yorkshire	(4)	West Yorkshire
(5)	Rest of Yorks & Humberside	(5)	Rest of Yorks & Humberside
(6)	East Midlands	(6)	East Midlands
(7)	East Anglia	(7)	East Anglia
(8)	Inner London	(8)	Central London
(9)	Outer London	(9)	Inner London
(10)	Rest of South East	(10)	Not known if Central or Inner London
(11)	South West	(11)	Outer London
(12)	West Midlands (met county)	(12)	Rest of South East
(13)	Rest of West Midlands	(13)	South West
(14)	Greater Manchester	(14)	West Midlands (met county)
(15)	Merseyside	(15)	Rest of West Midlands
(16)	Rest of North West	(16)	Greater Manchester
(17)	Wales	(17)	Merseyside
(18)	Strathclyde	(18)	Rest of North West
(19)	Rest of Scotland	(19)	Wales
(21)	Workplace outside UK	(20)	Strathclyde
		(21)	Rest of Scotland
		(22)	Northern Ireland
		(23)	Workplace outside UK

FREQUENCY: Spring & Autumn quarters only from Spring 92 to Autumn 96. Each quarter from Spring 97

COVERAGE: Applies to all respondents in employment.

NOTES: With the removal of the Census Matrix Edit REGWKR supersedes the variable REGWK.

This variable is derived from STATR, HOME, URESMC, INDM92M, UALDWK & WKPL99.

From Spring 2000 UALDWK is used in the derivation of this variable; prior to this LADWK was used. Central London is defined by the Department of Transport as the area within the bounds of the main London British Rail train termini.

REGWKR is not included on the Summer 99 datasets.

REGWK - Region of place of work

Spring 92 & Autumn 92		Spring 93 onwards	
(1)	Tyne & Wear	(1)	Tyne & Wear
(2)	Rest of Northern region	(2)	Rest of North East
(3)	South Yorkshire	(3)	South Yorkshire
(4)	West Yorkshire	(4)	West Yorkshire
(5)	Rest of Yorks & Humberside	(5)	Rest of Yorks & Humberside
(6)	East Midlands	(6)	East Midlands
(7)	East Anglia	(7)	East Anglia
(8)	Inner London	(8)	Central London
(9)	Outer London	(9)	Inner London
(10)	Rest of South East	(10)	Not known if Central or Inner London
(11)	South West	(11)	Outer London
(12)	West Midlands (met county)	(12)	Rest of South East
(13)	Rest of West Midlands	(13)	South West
(14)	Greater Manchester	(14)	West Midlands (met county)
(15)	Merseyside	(15)	Rest of West Midlands
(16)	Rest of North West	(16)	Greater Manchester
(17)	Wales	(17)	Merseyside
(18)	Strathclyde	(18)	Rest of North West
(19)	Rest of Scotland	(19)	Wales
(21)	Workplace outside UK	(20)	Strathclyde
		(21)	Rest of Scotland
		(22)	Northern Ireland
		(23)	Workplace outside UK

FREQUENCY: Spring quarters only from Spring 92 to Spring 04 (on ONS datasets only).

COVERAGE: Applies to all respondents in employment.

NOTES: This variable is only available on ONS datasets.

With the removal of the Census Matrix Edit REGWKR supersedes the variable REGWK.

The notes for REGWKR also apply to this variable.

GORWKR - Region of place of work

(1)	Tyne & Wear	(12)	East of England
(2)	Rest of North East	(13)	Central London
(3)	Greater Manchester	(14)	Inner London
(4)	Merseyside	(15)	Outer London
(5)	Rest of North West	(16)	South East
(6)	South Yorkshire	(17)	South West
(7)	West Yorkshire	(18)	Wales
(8)	Rest of Yorkshire & Humberside	(19)	Strathclyde
(9)	East Midlands	(20)	Rest of Scotland
(10)	West Midlands (met county)	(21)	Northern Ireland
(11)	Rest of West Midlands	(22)	Workplace outside UK

FREQUENCY: Spring and Autumn quarters only from Spring 95 to Autumn 96. Each quarter from Spring 97

COVERAGE: Applies to all respondents in employment.

NOTES: With the removal of the Census Matrix Edit GORWKR supersedes the variable GORWK.

This variable is derived from STATR, HOME, GOVTOR, UALDWK, INDM92M & WKPL99.

This variable is based on Government Office Regions. From Spring 2000 UALDWK is used in the derivation of this variable; prior to this LADWK was used. Central London is defined by the Department of Transport as the area within the bounds of the main London British Rail train termini.

GORWK - Region of place of work

(1)	Tyne & Wear	(12)	East of England
(2)	Rest of North East	(13)	Central London
(3)	Greater Manchester	(14)	Inner London
(4)	Merseyside	(15)	Outer London
(5)	Rest of North West	(16)	South East
(6)	South Yorkshire	(17)	South West
(7)	West Yorkshire	(18)	Wales
(8)	Rest of Yorkshire & Humberside	(19)	Strathclyde
(9)	East Midlands	(20)	Rest of Scotland
(10)	West Midlands (met county)	(21)	Northern Ireland
(11)	Rest of West Midlands	(22)	Workplace outside UK

FREQUENCY: Spring quarters only from Spring 95 to Spring 04 (on ONS datasets only).

COVERAGE: Applies to all respondents in employment.

NOTES: This variable is only available on ONS datasets.

With the removal of the Census Matrix Edit GORWKR supersedes the variable GORWK.

The notes for GORWKR also apply to this variable.

SAMELAD - Whether lives and works in same Local Authority District

- (1) **Lives and works in same LAD**
- (2) **Lives in different LAD to place of work**

FREQUENCY: Spring and Autumn quarters only from Autumn 92 to Autumn 96. Each quarter from Spring 97

COVERAGE: Applies to all respondents in employment excluding those on government schemes.

NOTES: This variable is derived from WRKING, JBAWAY, OWNBUS, RELBUS, HOME, WKPLC & UALDO. From Spring 2000 UALDO is used in the derivation of this variable; prior to this LAD was used.

SAMELAD is not included on datasets for Summer and Winter 99.

TRANSPORT AS A BARRIER TO EMPLOYMENT

DRIVL - Current UK driving licence

FREQUENCY: Autumn 02 only. Each quarter (every 3rd year) from Spring 06

COVERAGE: Applies to all respondents.

NOTES: All 'Transport as a barrier to employment' questions are asked in waves 1 and 5, every 3 years e.g. 2006, 2009 etc.

DRFP - Full or Provisional licence

FREQUENCY: Autumn 02 only. Each quarter (every 3rd year) from Spring 06

COVERAGE: Applies to all respondents who hold a current UK driving licence (DRIVL = 1).

NOTES: All 'Transport as a barrier to employment' questions are asked in waves 1 and 5, every 3 years e.g. 2006, 2009 etc.

DLTYP - Type of driving licence

FREQUENCY: Autumn 02 only. Each quarter (every 3rd year) from Spring 06

COVERAGE: Applies to all respondents who hold a current UK driving licence (DRIVL = 1).

NOTES: All 'Transport as a barrier to employment' questions are asked in waves 1 and 5, every 3 years e.g. 2006, 2009 etc.

TRLEAVE - Left job because of transport problems

- (1) Yes
- (2) No

FREQUENCY: Autumn 02 only. Each quarter (every 3rd year) from Spring 06

COVERAGE: Applies to all respondents who have been unemployed less than four months.

NOTES: All 'Transport as a barrier to employment' questions are asked in waves 1 and 5, every 3 years e.g. 2006, 2009 etc.

TREFEMP - Turned down job because of transport problems

- (1) Yes
- (2) No

FREQUENCY: Autumn 02 only. Each quarter (every 3rd year) from Spring 06

COVERAGE: Applies to all respondents of working age and have been unemployed less than four months or are currently working or TRLEAVE = 2.

NOTES: All 'Transport as a barrier to employment' questions are asked in waves 1 and 5, every 3 years e.g. 2006, 2009 etc.

TREFT(01-10) - Type of transport difficulties

- (1) Too far
- (2) Do not have a car
- (3) Unable to drive
- (4) Cost of petrol
- (5) Lack of parking facilities
- (6) Traffic congestion/roadworks
- (7) Inadequate public transport
- (8) Cost of using public transport
- (9) Personal physical difficulties/disability
- (10) Personal safety concerns
- (11) Other

FREQUENCY: Autumn 02 only. Each quarter (every 3rd year) from Spring 06

COVERAGE: Applies to all respondents who left last job or have turned down a job in past 12 months due to transport problems (TRLEAVE = 1 or TREFEMP = 1).

NOTES: All 'Transport as a barrier to employment' questions are asked in waves 1 and 5, every 3 years e.g. 2006, 2009 etc.

TDIFEMP - Transport problems now

- (1) Yes
- (2) No

FREQUENCY: Autumn 02 only. Each quarter (every 3rd year) from Spring 06

COVERAGE: Applies to all respondents of working age and not working in the reference week (EVERWK = RESPONSE).

NOTES: All 'Transport as a barrier to employment' questions are asked in waves 1 and 5, every 3 years e.g. 2006, 2009 etc.

TRDSAME - Same problems as before

- (1) Yes
- (2) No

FREQUENCY: Autumn 02 only. Each quarter (every 3rd year) from Spring 06

COVERAGE: Applies to all respondents of working age and not working in the reference week and has currently has problems with transport (TDIFEMP = 1 AND (TREFEMP = 1 OR TRLEAVE = 1).

NOTES: All 'Transport as a barrier to employment' questions are asked in waves 1 and 5, every 3 years e.g. 2006, 2009 etc.

TDIFT(1-6) - Type of transport difficulties

- (1) Too far
- (2) Does not have a car
- (3) Unable to drive
- (4) Cost of petrol
- (5) Lack of parking facilities
- (6) Traffic congestion/roadworks
- (7) Inadequate public transport
- (8) Cost of using public transport
- (9) Personal physical difficulties/disability
- (10) Personal safety concerns
- (11) Other

FREQUENCY: Autumn 02 only. Each quarter (every 3rd year) from Spring 06

COVERAGE: Applies to all respondents whose current transport problems are not the same as those mentioned before (TRDSAME = 2 OR TDIFEMP = 1 AND (TREFEMP = 2 AND TRLEAVE = 2).

NOTES: All 'Transport as a barrier to employment' questions are asked in waves 1 and 5, every 3 years e.g. 2006, 2009 etc.

TRAVEL TO WORK

TRVTME - Usual home to work travel time in minutes

Time in minutes

FREQUENCY: Autumn quarters only from Autumn 92 to Autumn 03. Autumn quarters only from Autumn 06 and every quarter (waves 1 & 5) every three years

COVERAGE: Applies to all respondents in employment excluding those on government schemes and those working from home or using their home as a working base (HOME = 3, 4 or NEWDEA4 = 3, 4, 5, 7).

NOTES: This question is only asked where respondents have said they work somewhere separate from their home. Time is recorded in minutes and travel time over three hours is recorded as 180 minutes. Those working outside the UK are recorded as '0'.

From Autumn 06 all 'Travel to work' questions are asked in Autumn every year and in waves 1 and 5, every quarter, every 3 years e.g. 2006, 2009 etc.

TRVMTH - Usual method of travel to work

- (1) **Car, van, minibus, works van**
- (2) **Motorbike, moped, scooter**
- (3) **Bicycle**
- (4) **Bus, coach, private bus**
- (5) **GB: British Rail train (NI: Northern Ireland Railways train)**
- (6) **GB: Underground train (NI: Not valid for Northern Ireland)**
- (7) **Walk**
- (8) **Other method of travelling**

FREQUENCY: Autumn quarters from Autumn 92 to Autumn 99. Spring and Autumn quarters from Spring 00 to Spring 01. Autumn quarters only from Autumn 01 to Autumn 03. Autumn quarters only from Autumn 06 and every quarter (waves 1 & 5) every three years

COVERAGE: Applies to all respondents in employment excluding those on government schemes and those working from home or using their home as a working base (HOME = 3, 4 or NEWDEA4 = 3, 4, 5, 7).

NOTES: Note the text differences between Great Britain and Northern Ireland for categories (5) and (6).

This variable is only available on ONS datasets in Spring 2000.

From Autumn 06 all 'Travel to work' questions are asked in Autumn every year and in waves 1 and 5, every quarter, every 3 years e.g. 2006, 2009 etc.

TRVDRV - Use of car/van/minibus/works van to travel to work

- (1) As a driver**
- (2) As a passenger**
- (3) Sometimes as a passenger, sometimes as a driver**

FREQUENCY: Autumn quarters from Autumn 96 to Autumn 99. Spring and Autumn quarters from Spring 00 to Spring 01. Autumn quarters only from Autumn 01 to Autumn 03. Autumn quarters only from Autumn 06 and every quarter (waves 1 & 5) every three years

COVERAGE: Applies to all respondents who use car/van/minibus/works van to travel to work (TRVMTH = 1).

This variable is only available on ONS datasets in Spring 2000.

From Autumn 06 all 'Travel to work' questions are asked in Autumn every year and in waves 1 and 5, every quarter, every 3 years e.g. 2006, 2009 etc.

SICKNESS

ACTWKDY(1-7) - Days scheduled to work

- (1) **Monday**
- (2) **Tuesday**
- (3) **Wednesday**
- (4) **Thursday**
- (5) **Friday**
- (6) **Saturday**
- (7) **Sunday**
- (8) **Not working at all**
- (9) **Scheduled working days not relevant**

FREQUENCY: Each quarter from Spring 2000 to Autumn 2000 (on ONS datasets only). Each quarter from Winter 00

COVERAGE: Applies to all respondents working during reference week or on government scheme.

NOTES: In SuperCROSS an additional variable called ACTWKDYM is available. See note on page 2 for more information on SuperCROSS variables.

ILLWK - Had days off work because sick or injured

- (1) **Yes**
- (2) **No**

FREQUENCY: Each quarter from Spring 2000 to Autumn 2000 (on ONS datasets only). Each quarter from Winter 00

COVERAGE: Applies to all respondents who were scheduled to work any day in reference week (ACTWKDY ≠ 8 or 9).

NOTES: This variable replaces SICK.

ILLDAYS(1-7) - Days had off sick or injured

- (1) **Monday**
- (2) **Tuesday**
- (3) **Wednesday**
- (4) **Thursday**
- (5) **Friday**
- (6) **Saturday**
- (7) **Sunday**

FREQUENCY: Each quarter from Spring 2000 to Autumn 2000 (on ONS datasets only). Each quarter from Winter 00

COVERAGE: Applies to all respondents who had days off due to sickness/injury (ILLWK = 1).

NOTES: This variable replaces SIKDAY and SIKSUN.

In SuperCROSS an additional variable called ILLDAYSMS is available. See note on page 2 for more information on SuperCROSS variables.

ILLOFF - Number of days off sick in reference week

- (1) **One day**
- (2) **Two days**
- (3) **Three days**
- (4) **Four days**
- (5) **Five days**
- (6) **Six days**
- (7) **Seven days**

FREQUENCY: Each quarter from Spring 01

COVERAGE: Applies to all respondents who had days off due to sickness/injury (ILLDAYS = 1-7).

NOTES: Only days where respondent was scheduled to work but was unable to do so because of sickness or injury are recorded.

ILLMON - Whether off work sick on a Monday

- (1) **Yes**
- (2) **No**

FREQUENCY: Each quarter from Spring 01

COVERAGE: Applies to all respondents who had days off due to sickness/injury (ILLWK = 2).

NOTES: Only days where respondent was scheduled to work but was unable to do so because of sickness or injury are recorded.

ILLTUE - Whether off work sick on a Tuesday

- (1) **Yes**
- (2) **No**

FREQUENCY: Each quarter from Spring 01

COVERAGE: Applies to all respondents who had days off due to sickness/injury (ILLWK = 2).

NOTES: Only days where respondent was scheduled to work but was unable to do so because of sickness or injury are recorded.

ILLWED - Whether off work sick on a Wednesday

- (1) **Yes**
- (2) **No**

FREQUENCY: Each quarter from Spring 01

COVERAGE: Applies to all respondents who had days off due to sickness/injury (ILLWK = 2).

NOTES: Only days where respondent was scheduled to work but was unable to do so because of sickness or injury are recorded.

ILLTHU - Whether off work sick on a Thursday

- (1) **Yes**
- (2) **No**

FREQUENCY: Each quarter from Spring 01

COVERAGE: Applies to all respondents who had days off due to sickness/injury (ILLWK = 2).

NOTES: Only days where respondent was scheduled to work but was unable to do so because of sickness or injury are recorded.

ILLFRI - Whether off work sick on a Friday

- (1) **Yes**
- (2) **No**

FREQUENCY: Each quarter from Spring 01

COVERAGE: Applies to all respondents who had days off due to sickness/injury (ILLWK = 2).

NOTES: Only days where respondent was scheduled to work but was unable to do so because of sickness or injury are recorded.

ILLSAT - Whether off work sick on a Saturday

- (1) **Yes**
- (2) **No**

FREQUENCY: Each quarter from Spring 01

COVERAGE: Applies to all respondents who had days off due to sickness/injury (ILLWK = 2).

NOTES: Only days where respondent was scheduled to work but was unable to do so because of sickness or injury are recorded.

ILLSUN - Whether off work sick on a Sunday

- (1) **Yes**
- (2) **No**

FREQUENCY: Each quarter from Spring 01

COVERAGE: Applies to all respondents who had days off due to sickness/injury (ILLWK = 2).

NOTES: Only days where respondent was scheduled to work but was unable to do so because of sickness or injury are recorded.

HOURS

Structure of LFS hours variables - hours worked per week

When conducting analysis of hours worked there are three elements to consider:

- i) whether to use usual or actual hours worked;
- ii) whether to include or exclude paid and unpaid overtime;
- iii) whether to include hours worked in second jobs.

The table below shows which LFS variables are available to provide this information. Second job information is only available for actual hours including overtime. In general it is recommended that the derived variables are used because these include all respondents. The derived variables TOTHR and SUMHRS both measure total hours worked in main and second jobs, but are derived in different ways and give slightly different results. SUMHRS is available from Spring 1995 onwards and should be used in preference to TOTHR.

	People who Never work overtime	People who work overtime	Derived variables - all people
Usual hours - main job Total usual hours excluding overtime Usual paid overtime Usual unpaid overtime Total usual hours including overtime	TOTUS1	USUHR POTHR UOTHR TOTUS2	BUSHR TTUSHR
Actual hours - main job Total actual hours excluding overtime Actual paid overtime Actual unpaid overtime Total actual hours including overtime	TOTAC1	ACTHR ACTPOT ACTUOT TOTAC2	BACTHR TTACHR
Actual hours - second job Actual hours in second job including overtime		ACTHR2	
Actual hours - main and second job Total hours worked in reference week in main and second jobs			TOTHR SUMHRS

EVEROT - Whether ever work paid or unpaid overtime

- (1) Yes
- (2) No

FREQUENCY: Each quarter from Spring 92

COVERAGE: Applies to all respondents who are employees, self-employed and those on employer based government schemes.

NOTES: This question is asked first so that respondents who never work overtime are not asked the overtime questions.

TOTUS1 - Total usual hours worked excluding lunch breaks (no overtime)

- (0-96) Hours of work**
- (97) 97 or more**
- (99) Don't know/No answer**

FREQUENCY: Each quarter from Spring 92

COVERAGE: Applies to all respondents who never work overtime or did any paid work during the reference week (EVEROT = 2 OR OWNBUS = 1 OR RELBUS = 1).

NOTES: As hours are not stored as whole numbers users should use 1 decimal place when 'ranging' hours, i.e. 1 - 30 hours should be ranged as 1.0 - 30.4 etc.

In SuperCROSS this variable is called TOTUS1C and TOTUS1S. See notes on page 2 for more information on SuperCROSS variables.

USUHR - Usual hours worked excluding overtime

- (0-96) Hours of work**
- (97) 97 or more**
- (99) Don't know/No answer**

FREQUENCY: Each quarter from Spring 92

COVERAGE: Applies to all respondents who may work paid or unpaid overtime (EVEROT = 1).

NOTES: This variable excludes meal breaks and any overtime worked. As hours are not stored as whole numbers users should use 1 decimal place when 'ranging' hours, i.e. 1 - 30 hours should be ranged as 1.0 - 30.4 etc.

In SuperCROSS this variable is called USUHRC and USUHRS. See note on page 2 for more information on SuperCROSS variables.

PAIDHRU - Paid hours (based on usual hours per week)

- (0-96) Number of hours**
- (97) 97 or more hours**

FREQUENCY: Each quarter from Autumn 93

COVERAGE: Applies to all respondents who are employees, self employed and those on employer based government schemes.

NOTES: This variable is derived from AGE, TOTUS1, POTHR, USUHR & EVEROT.

PAIDHRU is not included on datasets for all quarters in 1999.

In SuperCROSS an additional variable called PAIDHRUC is available. See note on page 2 for more information on SuperCROSS variables.

POTHR - Usual hours of paid overtime

- (0-96) Hours of overtime
- (97) 97 or more
- (99) Don't know/No answer

FREQUENCY: Each quarter from Spring 92

COVERAGE: Applies to all respondents who may work paid or unpaid overtime (EVEROT = 1).

NOTES: As hours are not stored as whole numbers users should use 1 decimal place when 'ranging' hours, i.e. 1 - 30 hours should be ranged as 1.0 - 30.4 etc.

In SuperCROSS this variable is called POTHRC and POTHR. See note on page 2 for more information on SuperCROSS variables.

UOTHR - Usual hours of unpaid overtime

- (0-96) Hours of overtime
- (97) 97 or more
- (99) Don't know/No answer

FREQUENCY: Each quarter from Spring 92

COVERAGE: Applies to all respondents who may work paid or unpaid overtime (EVEROT = 1).

NOTES: As hours are not stored as whole numbers users should use 1 decimal place when 'ranging' hours, i.e. 1 - 30 hours should be ranged as 1.0 - 30.4 etc.

In SuperCROSS this variable is called UOTHRC and UOTHR. See note on page 2 for more information on SuperCROSS variables.

TOTUS2 - Usual hours worked including overtime

- (0-96) Hours of work
- (97) 97 and over
- (99) Don't know/No answer

FREQUENCY: Each quarter from Spring 92

COVERAGE: Applies to all respondents who may work paid or unpaid overtime (EVEROT = 1).

NOTES: This variable includes both paid and unpaid overtime. As hours are not stored as whole numbers users should use 1 decimal place when 'ranging' hours, i.e. 1 - 30 hours should be ranged as 1.0 - 30.4 etc.

In SuperCROSS this variable is called TOTUS2C and TOTUS2S. See note on page 2 for more information on SuperCROSS variables.

TOTAC1 - Total actual hours worked (no overtime)

- (0-96) Hours of work**
- (97) 97 and over**
- (99) Don't know/No answer**

FREQUENCY: Each quarter from Spring 92

COVERAGE: Applies to all respondents who never work overtime and actually worked in reference week.

NOTES: Those respondents who did not work in the reference week even though they had a job, i.e. on holiday or sick, are coded as '0'. This variable excludes meal breaks. As hours are not stored as whole numbers users should use 1 decimal place when 'ranging' hours, i.e. 1 - 30 hours should be ranged as 1.0 - 30.4 etc.

In SuperCROSS this variable is called TOTAC1C and TOTAC1S. See note on page 2 for more information on SuperCROSS variables.

ACTHR - Actual hours worked excluding overtime

- (0-96) Hours of work**
- (97) 97 or more**
- (99) Don't know/No answer**

FREQUENCY: Each quarter from Spring 92

COVERAGE: Applies to all respondents who work overtime and actually worked in reference week.

NOTES: Those respondents who did not work in the reference week even though they had a job, i.e. on holiday or sick, are coded as '0'. This variable excludes meal breaks and any overtime worked. As hours are not stored as whole numbers users should use 1 decimal place when 'ranging' hours, i.e. 1 - 30 hours should be ranged as 1.0 - 30.4 etc.

In SuperCROSS this variable is called ACTHRC and ACTHRS. See note on page 2 for more information on SuperCROSS variables.

PAIDHRA - Paid Hours (based on actual hours per week)

- (0-96) Number of hours**
- (97) 97 or more hours**

FREQUENCY: Each quarter from Autumn 93

COVERAGE: Applies to all respondents who are employees, self employed and those on employer based government schemes.

NOTES: This variable is derived from AGE, TOTAC1, ACTPOT, ACTHR, JBAWAY, YTETMP, ILLWK, ILLDAYS & ACTWKDY.

PAIDHRA is not included on datasets for all quarters in 1999.

In SuperCROSS an additional variable called PAIDHRAC is available. See notes on page 2 for more information on SuperCROSS variables.

ACTPOT - Actual hours of paid overtime

- (0-96) Hours of overtime**
- (97) 97 or more**
- (99) Don't know/No answer**

FREQUENCY: Each quarter from Spring 92

COVERAGE: Applies to all respondents who work overtime and actually worked in reference week.

NOTES: Those respondents who did not work in the reference week even though they had a job, i.e. on holiday or sick, are coded as '0'. As hours are not stored as whole numbers users should use 1 decimal place when 'ranging' hours, i.e. 1 - 30 hours should be ranged as 1.0 - 30.4 etc.

In SuperCROSS this variable is called ACTPOTC and ACTPOTS. See note on page 2 for more information on SuperCROSS variables.

ACTUOT - Actual hours of unpaid overtime

- (0-96) Hours of overtime**
- (97) 97 or more**
- (99) Don't know/No answer**

FREQUENCY: Each quarter from Spring 92

COVERAGE: Applies to all respondents who work overtime and actually worked in reference week.

NOTES: Those respondents who did not work in the reference week even though they had a job, i.e. on holiday or sick, are coded as '0'. As hours are not stored as whole numbers users should use 1 decimal place when 'ranging' hours, i.e. 1 - 30 hours should be ranged as 1.0 - 30.4 etc.

In SuperCROSS this variable is called ACTUOTC and ACTUOTS. See note on page 2 for more information on SuperCROSS variables.

TOTAC2 - Actual hours worked including paid and unpaid overtime

- (0-96) Hours of work**
- (97) 97 or more**
- (99) Don't know/No answer**

FREQUENCY: Each quarter from Spring 92

COVERAGE: Applies to all respondents who work overtime and actually worked in reference week.

NOTES: Those respondents who did not work in the reference week even though they had a job, i.e. on holiday or sick, are coded as '0'. As hours are not stored as whole numbers users should use 1 decimal place when 'ranging' hours, i.e. 1 - 30 hours should be ranged as 1.0 - 30.4 etc.

In SuperCROSS this variable is called TOTAC2C and TOTAC2S. See note on page 2 for more information on SuperCROSS variables.

BUSHR - Total usual hours worked in main job (excluding overtime)

(0-96) Number of usual hours
(97) 97 or more hours

FREQUENCY: Each quarter from Winter 92

COVERAGE: Applies to all respondents in employment excluding those on college based schemes.

NOTES: This variable is derived from AGE, EVEROT, TOTUS & USUHR.

In SuperCROSS an additional variable called BUSHRC is available. See note on page 2 for more information on SuperCROSS variables.

TTUSHR - Total usual hours worked in main job (including overtime)

(0-96) Hours of work
(97) 97 or more

FREQUENCY: Each quarter from Spring 92

COVERAGE Applies to all respondents in employment excluding those on college based schemes.

NOTES: This variable is derived from AGE, TOTUS1, TOTUS2 & EVEROT. TTUSHR includes paid and unpaid overtime. As hours are not stored as whole numbers users should use 1 decimal place when 'ranging' hours, i.e. 1 - 30 hours should be ranged as 1.0 - 30.4 etc.

In SuperCROSS an additional variable called TTUSHRC is available. See note on page 2 for more information on SuperCROSS variables.

BACTHR - Basic actual hours in main job (per week)

(0-96) Number of hours
(97) 97 hours or more

FREQUENCY: Each quarter from Autumn 93

COVERAGE: Applies to all respondents in employment excluding those on college based schemes.

NOTES: This variable is derived from AGE, TOTAC1, ACTHR & EVEROT.

In SuperCROSS an additional variable called BACTHRC is available. See note on page 2 for more information on SuperCROSS variables.

TTACHR - Total actual hours worked in main job in reference week

- (0-96) Hours of work**
- (97) 97 or more**

FREQUENCY: Each quarter from Spring 92

COVERAGE: Applies to all respondents in employment excluding those on college based schemes.

NOTES: This variable is derived from AGE, TOTAC1, TOTAC2, EVEROT, JBAWAY, YTETMP, ILLWK, ILLDAYS & ACTWKDAY. TTACHR includes any paid or unpaid overtime worked in the reference week.

Those respondents who did not work in the reference week even though they had a job, i.e. on holiday or sick, are coded as '0'. As hours are not stored as whole numbers users should use 1 decimal place when 'ranging' hours, i.e. 1 - 30 hours should be ranged as 1.0 - 30.4 etc.

In SuperCROSS an additional variable called TTACHRC is available. See note on page 2 for more information on SuperCROSS variables.

TOTHRs - Total hours worked in reference week

- (0-96) Hours of work**
- (97) 97 or more**
- (98) Away from job**

FREQUENCY: Each quarter from Spring 92

COVERAGE: Applies to all respondents in employment.

NOTES: This variable is derived from AGE, TOTAC1, TOTAC2, JBAWAY, YTETMP, ILLWK, ILDDAYS, ACTWKDY, ACTHR2 & EVEROT. This variable includes any hours worked in a second job.

As hours are not stored as whole numbers users should use 1 decimal place when 'ranging' hours, i.e. 1 - 30 hours should be ranged as 1.0 - 30.4 etc.

In SuperCROSS an additional variable called TOTHRSC is available. See note on page 2 for more information on SuperCROSS variables.

YLESS - Reason worked fewer hours than usual in reference week

- (1) Number of hours worked/overtime varies
- (2) Bank holiday
- (3) Maternity/Paternity leave
- (4) Other leave/holiday
- (5) Sick or injured
- (6) Attending a training course away from own workplace
- (7) Started new job/changed jobs
- (8) Ended job and did not start new one that week
- (9) Laid off/short time/work interrupted by bad weather
- (10) Laid off/short time/work interrupted by labour dispute at own workplace
- (11) Laid off/short time/work interrupted by economic or other causes
- (12) Other personal family reasons
- (13) Other reasons

FREQUENCY: Each quarter from Spring 92

COVERAGE: Applies to all respondents who are employees, self-employed, unpaid family workers and those on employer based government schemes who worked fewer hours than usual in the reference week (including none).

NOTES: Most of the responses are self explanatory, however additional detail for some are shown below.

Maternity/Paternity leave - only respondents who are on the special period of maternity leave that is allowed by law are included here. Any other leave for reasons of child-bearing or child rearing are coded as "other reasons".

Attending a training course away from own workplace - this applies only to respondents who are undergoing education or training outside the workplace. Respondents who are not working because of a training course inside the workplace are coded as "other reasons"

Laid off/short time/work interrupted by labour dispute at own workplace - This code is only used for respondents directly involved in a labour dispute (strike) at their own workplace. This could involve being either "called out" or "laid off" because of a labour dispute in the respondents own workplace.

Laid off/short time/work interrupted by economic and other causes - applies to respondents who were not working for technical or economic reasons: e.g. shortage of orders (economic reason) or because production at their workplace was impeded by a shortage of material supplies (e.g. caused by a labour dispute outside the respondents workplace or at another firm halting supplies). In the latter case the respondent would not be personally involved in the labour dispute.

YMORE - Reason for working more weekly hours

- (1) Variable hours worked
- (2) Overtime
- (3) Other reasons

FREQUENCY: Spring only in 98. All quarters in 99. Spring only in 2000. Each quarter from Spring 01

COVERAGE: Applies to all respondents in employment except those on college based schemes who worked more hours than usual.

MATLVE - Status of maternity leave

- (1) **A legal entitlement (statutory maternity leave/absence)**
- (2) **Leave employer has allowed (contractual maternity leave)**
- (3) **Don't know**

FREQUENCY: Each quarter from Spring 96 to Winter 97. Spring quarters only from Spring 98

COVERAGE: Applies to all women respondents on maternity leave (YLESS = 3 and SEX = 2).

VARYHR - Whether weekly hours tend to vary

- (1) **Yes**
- (2) **No**

FREQUENCY: Spring quarters only from Spring 98 to Spring 2000. Each quarter from Spring 01

COVERAGE: Applies to all respondents in work and whose usual hours were not worked in reference week but variable hours not previously stated.

NOTES: Applies particularly to self-employed people or shift workers. It also includes respondents working flexible hours in a flexi-time system if they said that their hours varied. It may also be due to the respondent working varying amounts of paid or unpaid overtime.

DIFFHR - Whether hours different from usual in reference week

- (1) **More than usual hours**
- (2) **Hours vary**
- (3) **Bank holiday**
- (4) **Maternity/paternity leave**
- (5) **Other leave/holiday**
- (6) **Sick or injured**
- (7) **Training course**
- (8) **Started/changed jobs**
- (9) **Ended job**
- (10) **Bad weather**
- (11) **Labour dispute**
- (12) **Economic/other causes**
- (13) **Personal/family**
- (14) **Other reasons**
- (15) **No reason given**
- (16) **Same as usual hours**
- ~~(17) **No answer (Deleted from Summer 94)**~~
- ~~(18) **Does not apply (Deleted from Summer 94)**~~

FREQUENCY: Each quarter from Spring 92

COVERAGE: Applies to all persons in employment.

NOTES: This variable is derived from AGE, NEWDEA4, ILLWK, ACTWKDY, ILLDAYS, WRKING, YTETMP, OWNBUS, RELBUS, JBAWAY, TOTUS1, TOTAC1, TOTAC2, TOTUS2 & YLESS.

Options 17 & 18 were removed from Summer 94 onwards.

SUMHRS - Total actual hours worked in main and second job

(0 - 97) Number of hours worked

FREQUENCY: Each quarter from Winter 94

COVERAGE: Applies to all respondents who worked during reference week.

NOTES: This variable is derived from TTACHR & ACTHR2.

In SuperCROSS this variable is called SUMHRSC & SUMHRSS. See note on page 2 for more information on SuperCROSS variables.

EMPLOYMENT PATTERN

SHFTWK99 - Whether shift work done in respondents main job

- (1) **Most of the time**
- (2) **Occasionally**
- (3) **Never**

FREQUENCY: Spring quarters only from Spring 99

COVERAGE: Applies to all respondents in employment excluding college based government schemes.

NOTES: This variable replaced SHFTWK. The wording of the response categories has been altered in order to obtain better quality data.

SHFTYP - Type of shift pattern

- (1) **Three-shift working**
- (2) **Continental shifts**
- (3) **Two-shift system with "earlies" and "lates"/double day shifts**
- (4) **Sometimes night and sometimes day shifts**
- (5) **Split shifts**
- (6) **Morning shifts**
- (7) **Evening or twilight shifts**
- (8) **Night shifts**
- (9) **Weekend shifts**
- (10) **Other type of shift work**

FREQUENCY: Spring quarters only from Spring 92

COVERAGE: Applies to all respondents in employment who may do shift work (SHFTWK99 = 1 or 2).

NOTES: The shift work categories are defined below:

Three-shift working - the day is divided into three working periods - morning, afternoon and night. This kind of shiftwork usually, but not always, involves one or more weeks of mornings, followed by one or more weeks of afternoons, followed by one or more weeks of nights.

Continental shifts - this is a continuous three-shift system that rotates rapidly e.g. three mornings, then two afternoons, then two nights. Usually there is a break between shift changes.

Two-shift system with earlies and lates or double day shifts - normally two shifts of eight hours each, e.g. 0600-1400 and 1400-2200. Shifts are usually alternated weekly or over longer intervals.

Split shifts - these are full shifts divided into two distinct parts with a gap of several hours in between. Used in industries where peak demands are met at different times of the day e.g. catering, passenger transport and service industries.

Morning shift - if this is full-time, most commonly 0600-1400. This code is used if the morning shift is the only shift worked or worked part time during the morning.

Evening shift - if this is full-time, most commonly 1500-2400. Also used for a part-time shift 1700-2100 or 1800-2200. Part-time evening shifts are usually called twilight shifts.

Night shift - if this is full-time, most commonly 1800-0600, and usually continuing after midnight. This code is used only for permanent night work.

Weekend shift - this code is used for work during Fridays, Saturdays, Sundays (0600-1800), when there is no other work.

Other type of shift work - this code is only used when none of the above apply.

SHCONV - Whether shift pattern is inconvenient

- (1) Yes
- (2) No

FREQUENCY: Spring 04 only.

COVERAGE: Applies to all respondents who do shift work most of the time or occasionally (SHFTWK99 = 1 or 2).

NOTES: Respondents are asked to consider whether their own shift work is inconvenient for them and not whether any type of shift work would be inconvenient.

FLED9D - Type of agreed work arrangement

- (1) Flexible working hours
- (2) Annualised hours contract
- (3) Term time working
- (4) Job sharing
- (5) Nine day fortnight
- (6) Four and a half day week
- (7) Zero hours contract
- (8) None of these
- (9) Don't know

FREQUENCY: Spring and Autumn quarters only from Autumn 94

COVERAGE: Applies to all respondents in employment excluding those on college based schemes.

NOTES: This variable is derived from FLEX9D. The categories are defined as below:

Flexible working hours - Employees can vary their daily start and finish times each day. Over an accounting period (usually four weeks or a calendar month) debit and credit hours can be carried over into another accounting period. Variable start and finish times on their own are **not** enough for a flexitime system. There must also be a formal accounting period.

Annualised hours contract - The number of hours an employee has to work are calculated over a full year. Instead of say, 40 hours per week, employees are contracted to say 1900 hours per year (after allowing for leave and other entitlements). Longer hours are worked over certain parts of the year and shorter hours at other periods. Variations in hours are related to seasonal factors or fluctuation in demand for the companies goods or services.

Term time working - Respondents' work during the school or college term. Unpaid leave is taken during the school holidays, although their pay may be spread equally over the year.

Job sharing - This is a type of part time working. A full-time job is divided between, usually, two people. The job sharers work at different times, although their may be a changeover period.

Both nine day fortnights and four and a half day weeks working arrangements involve the 5 day working week being compressed into fewer full days. Such arrangements refer to **full-time** working only.

Nine day fortnight - involves individual employees having one day off every other week. The actual day off may vary so long as the employee keeps to an alternating pattern of one 5 day week followed by one 4 day week.

Four and a half day week - Typically involves the normal working week finishing early on Fridays. The short day need not necessarily be Friday, but this is the most obvious and common day.

Zero hours contract - is where a person is not contracted to work a set number of hours, and is only paid for the number of hours that they actually work.

In most cases a respondent who works any of these particular type of shift patterns will recognise the term and will require no further explanation. Where a respondent asks what is meant by the term it is unlikely they work such shift patterns and are generally coded as (8) or (9).

FLEX9D(1-3) - Type of agreed work arrangement

Spring 93 to Spring 96

- (1) Flexible working hours
- (2) Annualised hours contract
- (3) Term time working
- (4) Job sharing
- (5) Nine day fortnight
- (6) Four and a half day week
- (7) None of these
- (8) Don't know

From Autumn 96 onwards

- (1) Flexitime (Flexible working hours)
- (2) Annualised hours contract
- (3) Term time working
- (4) Job sharing
- (5) Nine day fortnight
- (6) Four and a half day week
- (7) Zero hours contract
- (8) None of these
- (9) Don't know

FREQUENCY: Spring and Autumn quarters only from Spring 93 to Autumn 98. Spring and Autumn quarters only from Autumn 01

COVERAGE: Applies to all respondents in employment excluding those on college based schemes.

NOTES: This variable replaced NINDAY which was discontinued from 1993. Respondents may give up to three responses. Prior to Spring 97 this variable was coded FLEX9D(0-2). Option 9 'Don't know' has been removed from Spring 04.

See FLED9D for definitions of the individual categories.

In SuperCROSS an additional variable called FLEX9DM is available. See note on page 2 for more information on SuperCROSS variables.

VARWKHR - Type of working hours pattern

- (1) Have a fixed start and end of your working day
- (2) Have staggered working hours with a banded start and end
- (3) Start and end your working day at times which vary by individual agreement
- (4) Determine your own work schedule (no formal boundaries)
- (5) None of these

FREQUENCY: Spring 04 only.

COVERAGE: Applies to all respondents who are employed (STAT = 1) and not working flexi-time (FLEX9D ≠ 1).

COMHRS4 - Type of flexi-time arrangement

- (1) **Off whole days or hours**
- (2) **OR just hours off**
- (3) **Neither of the above**

FREQUENCY: Spring 04 only.

COVERAGE: Applies to all respondents who work flexi-time (FLEX9D = 1).

NOTES: Flexi-time is when, in effect, a person sets up a time bank with their employer. There is an accounting system of debit and credit hours and staff have the right to take credit hours and days off. It does not necessarily mean that staff have total autonomy when to start and finish work.

ONCONV - Whether zero-hours contract work is inconvenient

- (1) **Yes**
- (2) **No**

FREQUENCY: Spring 04 only.

COVERAGE: Applies to all respondents who work zero hours contracts (FLEX9D = 7).

NOTES: The question ONCONV is asked of personal respondents only.

Respondents are asked to consider whether their own on-call work arrangement is inconvenient for them and not whether any type of on-call work would be inconvenient.

LSSOTH - Time off flexi or annual

- (1) **Yes**
- (2) **No**

FREQUENCY: Spring only in 2000. Spring quarters only from Spring 03

COVERAGE: Applies to all respondents who give a reason for working less hours and they work either flexi-time or annualised hours (YLESS = 1, 4, 12 or 13 AND FLEX9D = 1 or 2).

NOTES: This variable relates to reasons for the respondent not having worked in the reference week, although they have a job.

FLEXW1 - Whether respondent works flexi-time

- (1) **Yes**
- (2) **No**

FREQUENCY: Spring and Autumn quarters only from Spring 2000

COVERAGE: Applies to all respondents in employment and on college based schemes.

FLEXW2 - Whether respondent works to annualised hours contract

- (1) **Yes**
- (2) **No**

FREQUENCY: Spring and Autumn quarters only from Spring 2000

COVERAGE: Applies to all respondents in employment and on college based schemes.

FLEXW3 - Whether respondent works to a term time working agreement

- (1) Yes
- (2) No

FREQUENCY: Spring and Autumn quarters only from Spring 2000

COVERAGE: Applies to all respondents in employment and on college based schemes.

FLEXW4 - Whether respondent's work involves job sharing

- (1) Yes
- (2) No

FREQUENCY: Spring and Autumn quarters only from Spring 2000

COVERAGE: Applies to all respondents in employment and on college based schemes.

FLEXW5 - Whether respondent works a nine day fortnight

- (1) Yes
- (2) No

FREQUENCY: Spring and Autumn quarters only from Spring 2000

COVERAGE: Applies to all respondents in employment and on college based schemes.

FLEXW6 - Whether respondent works a four and a half day week

- (1) Yes
- (2) No

FREQUENCY: Spring and Autumn quarters only from Spring 2000

COVERAGE: Applies to all respondents in employment and on college based schemes.

FLEXW7 - Whether respondent works zero hours contract

- (1) Yes
- (2) No

FREQUENCY: Spring and Autumn quarters only from Spring 2000

COVERAGE: Applies to all respondents in employment and on college based schemes.

FLEXW8 - Whether respondent works none of the working patterns described

- (1) Yes
- (2) No

FREQUENCY: Spring and Autumn quarters only from Spring 2000

COVERAGE: Applies to all respondents in employment and on college based schemes.

FLEXW9 - Whether respondent does not know which agreed working arrangements are worked

- (1) Yes
- (2) No

FREQUENCY: Spring and Autumn quarters only from Spring 2000

COVERAGE: Applies to all respondents in employment and on college based schemes.

DAYSPZ - Number of different days per week worked

- (1-7) Number of days

FREQUENCY: Spring and Autumn quarters only from Spring 97

COVERAGE: Applies to all respondents in employment excluding those on college based schemes (FLEX9D = 1, 2, 3, 4, 7, 8 or 9).

USUWRK1 - Respondents usual pattern of work

- (1) Usual to work during day
- (2) Not usual to work during day

FREQUENCY: Spring quarters only from Spring 2000

COVERAGE: Applies to all respondents in employment.

NOTES: From Spring 2000, the coding structure of this variable changed and USUWRK was set to YES (1) if respondents usually worked during the relevant period and NO (2) to those who did not work during the relevant period.

USUWRK2 - Respondents usual pattern of work

- (1) Usual to work during evening
- (2) Not usual to work during evening

FREQUENCY: Spring quarters only from Spring 2000

COVERAGE: Applies to all respondents in employment.

NOTES: From Spring 2000, the coding structure of this variable changed and USUWRK was set to YES (1) if respondents usually worked during the relevant period and NO (2) to those who did not work during the relevant period.

USUWRK3 - Respondents usual pattern of work

- (1) Usual to work at night
- (2) Not usual to work at night

FREQUENCY: Spring quarters only from Spring 2000

COVERAGE: Applies to all respondents in employment.

NOTES: From Spring 2000, the coding structure of this variable changed and USUWRK was set to YES (1) if respondents usually worked during the relevant period and NO (2) to those who did not work during the relevant period.

EVDAY - Whether respondent ever works during the day

- (1) Yes
- (2) No

FREQUENCY: Spring quarters only from Spring 99

COVERAGE: Applies to all respondents in employment who do not usually work during the day.

EVEVE - Whether respondent ever works during the evening

- (1) Yes
- (2) No

FREQUENCY: Spring quarters only from Spring 99

COVERAGE: Applies to all respondents in employment who do not usually work during the evening.

EVNGHT - Whether respondent ever works at night

- (1) Yes
- (2) No

FREQUENCY: Spring quarters only from Spring 99

COVERAGE: Applies to all respondents in employment who do not usually work at night.

WCHDAY(1-7) - Which days of the week respondent usually works on

- (1) Monday
- (2) Tuesday
- (3) Wednesday
- (4) Thursday
- (5) Friday
- (6) Saturday
- (7) Sunday

FREQUENCY: Spring quarters only from Spring 99

COVERAGE: Applies to all respondents in employment who do not usually work 7 different days during the week.

In SuperCROSS an additional variable called WCHDAYM is available. See note on page 2 for more information on SuperCROSS variables.

WCHMO - Whether respondent usually works Monday

- (1) Yes
- (2) No

FREQUENCY: Spring quarters only from Spring 01

COVERAGE: Applies to all respondents in employment.

WCHTU - Whether respondent usually works Tuesday

- (1) Yes
- (2) No

FREQUENCY: Spring quarters only from Spring 01

COVERAGE: Applies to all respondents in employment.

WCHWE - Whether respondent usually works Wednesday

- (1) Yes
- (2) No

FREQUENCY: Spring quarters only from Spring 01

COVERAGE: Applies to all respondents in employment.

WCHTH - Whether respondent usually works Thursday

- (1) Yes
- (2) No

FREQUENCY: Spring quarters only from Spring 01

COVERAGE: Applies to all respondents in employment.

WCHFR - Whether respondent usually works Friday

- (1) Yes
- (2) No

FREQUENCY: Spring quarters only from Spring 01

COVERAGE: Applies to all respondents in employment.

WCHSA - Whether respondent usually works Saturday

- (1) Yes
- (2) No

FREQUENCY: Spring quarters only from Spring 01

COVERAGE: Applies to all respondents in employment.

WCHSU - Whether respondent usually works Sunday

- (1) Yes
- (2) No

FREQUENCY: Spring quarters only from Spring 01

COVERAGE: Applies to all respondents in employment.

WKMON - Whether worked on a Monday

- (1) **Yes**
- (2) **No**

FREQUENCY: Spring and Autumn quarters only from Spring 01

COVERAGE: Applies to all respondents in employment during reference week or on a government scheme.

NOTES: This variable is derived from ACTWKDY(1-7).

WKTUE - Whether worked on a Tuesday

- (1) **Yes**
- (2) **No**

FREQUENCY: Spring and Autumn quarters only from Spring 01

COVERAGE: Applies to all respondents in employment during reference week or on a government scheme.

NOTES: This variable is derived from ACTWKDY(1-7).

WKWED - Whether worked on a Wednesday

- (1) **Yes**
- (2) **No**

FREQUENCY: Spring and Autumn quarters only from Spring 01

COVERAGE: Applies to all respondents in employment during reference week or on a government scheme.

NOTES: This variable is derived from ACTWKDY(1-7).

WKTHU - Whether worked on a Thursday

- (1) **Yes**
- (2) **No**

FREQUENCY: Spring and Autumn quarters only from Spring 01

COVERAGE: Applies to all respondents in employment during reference week or on a government scheme.

NOTES: This variable is derived from ACTWKDY(1-7).

WKFRI - Whether worked on a Friday

- (1) **Yes**
- (2) **No**

FREQUENCY: Spring and Autumn quarters only from Spring 01

COVERAGE: Applies to all respondents in employment during reference week or on a government scheme.

NOTES: This variable is derived from ACTWKDY(1-7).

WKSAT - Whether worked on a Saturday

- (1) Yes
- (2) No

FREQUENCY: Spring and Autumn quarters only from Spring 01

COVERAGE: Applies to all respondents in employment during reference week or on a government scheme.

NOTES: This variable is derived from ACTWKDY(1-7).

WKSUN - Whether worked on a Sunday

- (1) Yes
- (2) No

FREQUENCY: Spring and Autumn quarters only from Spring 01

COVERAGE: Applies to all respondents in employment during reference week or on a government scheme.

NOTES: This variable is derived from ACTWKDY(1-7).

EVSAT - Whether respondent ever works on a Saturday

- (1) Yes
- (2) No

FREQUENCY: Spring quarters only from Spring 99

COVERAGE: Applies to all respondents in employment who do not work on a Saturday.

EVSUN - Whether respondent ever works on a Sunday

- (1) Yes
- (2) No

FREQUENCY: Spring quarters only from Spring 99

COVERAGE: Applies to all respondents in employment who do not usually work on a Sunday.

CONWKEV - Whether evening, night or weekend work is inconvenient

- (1) Yes
- (2) No

FREQUENCY: Spring 04 only.

COVERAGE: Applies to all respondents who do not do shift work or on-call work (and either work in the evening at least sometimes or work at night time at least sometimes or work Saturdays or Sundays at least sometimes).

NOTES: Respondents are asked to consider whether their own work arrangement is inconvenient for them and not whether any type of evening/ weekend/ night work would be inconvenient.

CTRLWK - Type of control over work schedule

- (1) **How to do the work**
- (2) **When to do the work**
- (3) **When AND how to do the work**
- (4) **Neither determine when nor how to do the work**

FREQUENCY: Spring 04 only.

COVERAGE: Applies to all respondents who are self-employed (STAT = 2).

HOLS - Number of days of paid holiday entitlement

Number of days paid holiday

FREQUENCY: Autumn quarters only from Autumn 92

COVERAGE: Applies to all respondents who are employees.

NOTES: The number of days paid holiday excludes Public/Bank holidays.

As these days are not stored as whole numbers users should use 2 decimal places when 'ranging' days of paid holiday, i.e. 5 - 10 days should be ranged as 4.50 - 10.49 etc.

Post 1997 'Refusal' (-8) was coded as 98 (incorporating 'Don't Know'). Prior to 1998 the coding frame varies.

This variable is only available in SuperCROSS in Autumn 92 and in Autumn quarters only from Autumn 03 onwards.

BANK - Whether respondent worked (in their main job) on any Bank or Public holidays during the period 1st Dec to 31st Aug

- (1) **Yes**
- (2) **No**

FREQUENCY: Autumn quarters only from Autumn 99

COVERAGE: Applies to all respondents who are employees.

BNKHOL(01-12) - Which Bank or Public holidays respondent worked on in last year

Autumn 1999

- (1) August Bank Holiday Mon 30th Aug 99 (IF NOT WORKING IN SCOTLAND/ Mon 2nd Aug 99 IF WORKING IN SCOTLAND)
- (2) July 12th holiday (ONLY IF WORKING IN NORTHERN IRELAND)
- (3) Spring Bank Holiday Mon 31st May 99
- (4) May Bank holiday Mon 3rd May 99
- (5) Easter Monday Mon 5th Apr 99
- (6) Good Friday Fri 2nd Apr 99
- (7) St Patrick's Day Wed 17th Mar 99 (ONLY IF WORKING IN NORTHERN IRELAND)
- (8) Hogmanay Mon 4th Jan 99 (ONLY IF WORKING IN SCOTLAND)
- (9) New Years Day Fri 1st Jan 99
- (10) Boxing Day Mon 28th Dec 98
- (11) Christmas Day Fri 25th Dec 98

Autumn 2000

- (1) August Bank Holiday Mon 28th Aug 2000 (IF NOT WORKING IN SCOTLAND)
- (2) Early August Bank Holiday Mon 7th Aug 2000 (IF WORKING IN SCOTLAND)
- (3) July 12th Holiday (ONLY IF WORKING IN NORTHERN IRELAND)
- (4) Spring Bank Holiday Mon 29th May 2000
- (5) May Bank Holiday Mon 1st May 2000
- (6) Easter Monday Mon 24th Apr 2000
- (7) Good Friday Fri 21st Apr 2000
- (8) St Patrick's Day Fri 17th Mar 2000 (ONLY IF WORKING IN NORTHERN IRELAND)
- (9) 2nd Day New Year's Tue 4th Jan 2000 (ONLY IF WORKING IN SCOTLAND)
- (10) New Year's Day Mon 3rd Jan 2000
- (11) Boxing Day Tue 28th Dec 1999
- (12) Christmas Day Mon 27th Dec 1999
- (13) New Year's Eve Fri 31st Dec 1999

Autumn 2001

- (1) August Bank Holiday Mon 27th Aug 2001 (IF NOT WORKING IN SCOTLAND)
- (2) Early August Bank Holiday Mon 6th Aug 2001 (IF WORKING IN SCOTLAND)
- (3) July 12th Holiday (ONLY IF WORKING IN NORTHERN IRELAND)
- (4) Spring Bank Holiday Mon 28th May 2001
- (5) May Bank Holiday Mon 7th May 2001
- (6) Easter Monday Mon 16th Apr 2001
- (7) Good Friday Fri 13th Apr 2001
- (8) St Patrick's Day Fri 16th Mar 2001 (ONLY IF WORKING IN NORTHERN IRELAND)
- (9) 2nd Day New Year's Tue 2nd Jan 2001 (ONLY IF WORKING IN SCOTLAND)
- (10) New Year's Day Mon 1st Jan 2001
- (11) Boxing Day Tue 26th Dec 2000
- (12) Christmas Day Mon 25th Dec 2000

BNKHOL(01-12) continued on next page...

BNKHOL(01-12) continued from previous page...

Autumn 2002

- (1) August Bank Holiday Mon 26th Aug 2002 (IF NOT WORKING IN SCOTLAND)
- (2) Early August Bank Holiday Mon 5th Aug 2002 (IF WORKING IN SCOTLAND)
- (3) July 12th Holiday (ONLY IF WORKING IN NORTHERN IRELAND)
- (4) Spring Bank Holiday Tues 4th Jun 2002
- (5) Queen's Jubilee Holiday Mon 3rd Jun 2002
- (6) May Bank Holiday Mon 6th May 2002
- (7) Easter Monday Mon 1st Apr 2002
- (8) Good Friday Fri 29th Mar 2002
- (9) St Patrick's Day Mon 18th Mar 2002 (ONLY IF WORKING IN NORTHERN IRELAND)
- (10) 2nd Day New Year's Wed 2nd Jan 2002 (ONLY IF WORKING IN SCOTLAND)
- (11) New Year's Day Tues 1st Jan 2002
- (12) Boxing Day Wed 26th Dec 2001
- (13) Christmas Day Tues 25th Dec 2001

Autumn 2003

- (1) August Bank Holiday Mon 25th Aug 2003 (IF NOT WORKING IN SCOTLAND)
- (2) Early August Bank Holiday Mon 4th Aug 2003 (IF WORKING IN SCOTLAND)
- (3) July 14th Holiday (ONLY IF WORKING IN NORTHERN IRELAND)
- (4) Spring Bank Holiday Mon 26th May 2003
- (5) May Bank Holiday Mon 5th May 2003
- (6) Easter Monday Mon 21st Apr 2003
- (7) Good Friday Fri 18th Apr 2003
- (8) St Patrick's Day Mon 17th Mar 2003 (ONLY IF WORKING IN NORTHERN IRELAND)
- (9) 2nd Day New Year's Thurs 2nd Jan 2003 (ONLY IF WORKING IN SCOTLAND)
- (10) New Year's Day Wed 1st Jan 2003
- (11) Boxing Day Thurs 26th Dec 2002
- (12) Christmas Day Wed 25th Dec 2002

Autumn 2005

- (1) August Bank Holiday Mon 29th Aug 2005 (IF NOT WORKING IN SCOTLAND)
- (2) Early August Bank Holiday Mon 1st Aug 2005 (IF WORKING IN SCOTLAND)
- (3) July 12th Holiday (ONLY IF WORKING IN NORTHERN IRELAND)
- (4) Spring Bank Holiday Mon 30th May 2005
- (5) May Bank Holiday Mon 2nd May 2005
- (6) Easter Monday Mon 28th Mar 2005
- (7) Good Friday Fri 25th Mar 2005
- (8) St Patrick's Day Thur 17th Mar 2005 (ONLY IF WORKING IN NORTHERN IRELAND)
- (9) 2nd Day New Year's Tues 4th Jan 2005 (ONLY IF WORKING IN SCOTLAND)
- (10) New Year's Day Mon 3rd Jan 2005
- (11) Boxing Day Tues 28th Dec 2004
- (12) Christmas Day Mon 27th Dec 2004

FREQUENCY: Autumn quarters only from Autumn 99 to Autumn 03. Autumn quarters only (every 2 years) from Autumn 05

COVERAGE: Applies to all respondents who have worked on at least one bank/public holiday in the previous 12 months and country of work is UK.

NOTES: The number of categories in this variable depends on the number of public holidays for the year.

This variable is called BNKHL(1-12) in Autumn 01.

BNKHOLF - How many Bank or Public Holidays did respondent work on in past year

(1-13) Number of days

FREQUENCY: Autumn quarters only from Autumn 99 to Autumn 03. Autumn quarters only (every 2 years) from Autumn 05

COVERAGE: Applies to all respondents who have worked on at least one bank/public holiday in the previous 12 months and country of work is NOT UK.

BHPAID - Whether paid for working on Public Holidays

- (1) Yes**
- (2) No**

FREQUENCY: Autumn quarters only from Autumn 99 to Autumn 03. Autumn quarters only (every 2 years) from Autumn 05

COVERAGE: Applies to all respondents who are employees and worked on a Public holiday over the last year.

BHNOTA - Whether paid at least basic rate for Public holidays not worked

- (1) All of them**
- (2) Some of them**
- (3) None of them**

FREQUENCY: Autumn quarters only from Autumn 99 to Autumn 03. Autumn quarters only (every 2 years) from Autumn 05

COVERAGE: Applies to all respondents who are employees and who did not work on a Public holiday over the last year.

BHNOTB - Whether paid at least basic rate for Public holiday not worked

- (1) Yes**
- (2) No**

FREQUENCY: Autumn quarters only from Autumn 99 to Autumn 03. Autumn quarters only (every 2 years) from Autumn 05

COVERAGE: Applies to all respondents who are employees and who did not work on a Public holiday over the last year.

BHNOTC - Reason for not being paid at least basic rate on public holidays not worked in last year

- (1) Only receive pay for actual days worked
- (2) Do not usually work on those days
- (3) Had not started current job
- (4) Other reason

FREQUENCY: Autumn quarters only from Autumn 99 to Autumn 03. Autumn quarters only (every 2 years) from Autumn 05

COVERAGE: Applies to all respondents who are employees and who did not work on a Public holiday over the last year.

UNION REPRESENTATION

UNION - Whether trade union or staff association member*

- (1) Yes
- (2) No

FREQUENCY: Autumn quarters only from Autumn 92

COVERAGE: Applies to all respondents in employment excluding those on college based schemes and unpaid family workers.

NOTES: From Autumn 92 to Autumn 94 only GB data is available (The variable IRTUSA records NI data for this period). Northern Ireland data has been amended to a quarterly basis from Winter 94. This ensures that both GB and NI trade union/staff association data are standard on an Autumn quarter only basis from Autumn 95.

In Autumn 97, incorrect routing of Northern Ireland respondents meant that only those who answered yes to TUPRES were asked UNION. Therefore, there was under-response of unknown size to UNION. Those who should have been asked UNION but were not have been coded 9 'Not answered' (1,350 cases).

TUPRES - Whether other people at workplace are members of trade union or staff association*

- (1) Yes
- (2) No

FREQUENCY: Autumn quarters only from Autumn 93

COVERAGE: Applies to all respondents in employment who are not a member of a staff association of trade union.

NOTES: From Autumn 99 onwards, this question was altered from whether there were unions etc. present at the workplace, to whether others employed at the workplace were members of such organisations, and also asked only to those who are not members of such organisations themselves rather to all in paid employment (excluding government schemes).

TUCOV - Whether agreements between trade union and employer affect pay and conditions*

- (1) Yes
- (2) No

FREQUENCY: Autumn quarters only from Autumn 96

COVERAGE: Applies to all respondents in employment excluding those on college based schemes and unpaid family workers.

NOTES: Replaces TUJOIN from Autumn 96.

***The order and routing of UNION, TUPRES and TUCOV were changed from Spring 1999 onwards.**

SECOND JOB

REFERENCE – SECOND JOB

SECJOB - Whether had second job in reference week

- (1) Yes
- (2) No

FREQUENCY: Each quarter from Spring 92

COVERAGE: Applies to all respondents who are employees, self employed, and persons on Government schemes, but not those who are doing paid work in addition to that done on a New Deal scheme.

NOTES: Casual or small jobs are included provided the job was paid. SECJMB should be used in preference to SECJOB when analysing numbers of people with second jobs.

Y2JOB - Whether had 2 jobs because of a change of job in reference week

- (1) Yes (changed jobs during week)
- (2) No

FREQUENCY: Each quarter from Spring 92

COVERAGE: Applies to all respondents who have a second paid job (SECJOB = 1).

NOTES: One purpose of this question is to distinguish between two groups of respondents: those who had two jobs in the reference week only because they changed jobs that week, and those who held two jobs at the same time. The first group are not asked details of their 'second job'. The second group, however, are asked for more information about their second job.

OCCUPATION IN SECOND JOB

SOCSEC - Occupation in second job

(100 - 999) Range of occupation codes

FREQUENCY: Each quarter from Spring 92 to Winter 2000. Each quarter from Spring 01 to Winter 03 (on ONS datasets only).

COVERAGE: Applies to all respondents in employment with an additional regular job.

NOTES: This variable is derived from OCD2, Y2JOB, YTETJB & NEWDEA4.

LFS User Guide Volume 5 (LFS Classifications) gives a complete breakdown of occupation codes.

From Autumn 92 to Spring 99 inclusive, the row '304 Civil engineers' has been incorrectly labelled as '302 Civil engineers'.

SOC2KS - Occupation in second job

(1111-9259) Range of occupation codes

FREQUENCY: Each quarter from Spring 01

COVERAGE: Applies to all respondents in employment who have an additional regular job.

NOTES: This variable replaces SOCSEC. This variable is derived from OCOD2K2, Y2JOB, YTETJB & NEWDEA4.

LFS User Guide Volume 5 (LFS Classifications) gives a complete breakdown of occupation codes.

The new SOC2000 variables were introduced into the Labour Force Survey in Spring 2001, because SOC90 became outdated. The extensive revisions to the Standard Occupational Classification (SOC) include a tighter definition of managerial occupations and moving many job titles between major groups to reflect the repositioning of certain jobs. New occupations have been introduced in the fields of computing, environment and conservation and customer service occupations. Most of the major groups have been re-named and all have a different composition in terms of job titles compared with their SOC90 counterparts. There is no exact correspondence between SOC90 and SOC2000 at any level.

SC2KSMJ - Major occupation group (second job)

- (1) **Managers and Senior Officials**
- (2) **Professional occupations**
- (3) **Associate Professional and Technical**
- (4) **Administrative and Secretarial**
- (5) **Skilled Trades Occupations**
- (6) **Personal Service Occupations**
- (7) **Sales and Customer Service Occupations**
- (8) **Process, Plant and Machine Operatives**
- (9) **Elementary Occupations**

FREQUENCY: Each quarter from Spring 01

COVERAGE: Applies to all respondents in employment who have a regular additional job.

NOTES: This variable replaces SOCMAJS and is derived from SOC2KS.

LFS User Guide Volume 5 (LFS Classifications) gives a complete breakdown of occupation codes.

SC2KSMN - Minor occupation group (second job)

(111-999) Range of occupation codes

FREQUENCY: Each quarter from Spring 01

COVERAGE: Applies to all respondents in employment who have a regular additional job.

NOTES: This variable replaces SOCMINS and is derived from SOC2KS.

LFS User Guide Volume 5 (LFS Classifications) gives a complete breakdown of occupation codes.

INDUSTRY IN SECOND JOB: CONVERSION VARIABLE

From Winter 93 the industrial coding classifications (SIC80) have been completely updated (SIC92). In order to maintain some continuity the variable SICSEC is available on the Autumn 93 quarter to convert SIC80 1 digit codes to SIC92 1 digit codes and the variable SIC80S is available from Winter 93 onwards to convert SIC92 1 digit codes to SIC80 1 digit codes.

SIC80S - To compare SIC92 codes to SIC80 codes

- (1) **0: Agriculture, forestry & fishing**
- (2) **1: Energy & water supply**
- (3) **2: Mineral, ores, metals & chemicals**
- (4) **3: Metal goods, engineering & vehicles**
- (5) **4: Other manufacturing industries**
- (6) **5: Construction**
- (7) **6: Distribution, hotel & catering, repairs**
- (8) **7: Transport & communication**
- (9) **8: Banking, financial & business services**
- (10) **9: Other services**
- (11) **00: Diplomatic, international**
- (12) **Workplace outside UK**

FREQUENCY: Each quarter from Winter 93

COVERAGE: Applies to all respondents in employment other than those in college based schemes.

NOTES: This conversion variable gives reasonable comparisons not exact conversions. SIC80S is equivalent to INDIVS. LFS User Guide Volume 5 (LFS Classifications) gives a complete industry breakdown of both SIC80 & SIC92.

INDUSTRY IN SECOND JOB – SIC92

INDM92S - Industry in second job

Winter 93

(001-458)	Range of industry codes
(460)	No answer, NA
(461)	Workplace outside UK

Spring 94 to Summer 94

(001-458)	Range of industry codes
(460)	No answer, NA
(461)	Workplace outside UK
(462)	Does not apply

Autumn 94 onwards

(001-458)	Range of industry codes
(459)	Inadequate description
(461)	Workplace outside UK

FREQUENCY: Each quarter from Winter 93

COVERAGE: Applies to all respondents in employment who have a regular additional job.

NOTES: This variable is derived from Y2JOB, YTETJB, AGE & ICD2. LFS User Guide Volume 5 (LFS Classifications) gives a complete industry breakdown of both SIC80 & SIC92.

INDS92S - Industry division in second job

Spring 94 to Summer 94

- (1) A: Agriculture, hunting and forestry
- (2) B: Fishing
- (3) C: Mining, quarrying
- (4) D: Manufacturing
- (5) E: Electricity, gas & water supply
- (6) F: Construction
- (7) G: Wholesale, retail & motor trade
- (8) H: Hotels & restaurants
- (9) I: Transport, storage & communication
- (10) J: Financial intermediation
- (11) K Real estate, renting & business activities
- (12) L: Public administration & defence
- (13) M: Education
- (14) N: Health & social work
- (15) O: Other community, social & personal
- (16) P: Private households with employed persons
- (17) Q: Extra-territorial organisations & bodies
- (18) NA, Inadequate description
- (19) Workplace outside UK
- (20) Does not apply

Winter 93, Autumn 94 onwards

- (1) A: Agriculture, hunting and forestry
- (2) B: Fishing
- (3) C: Mining, quarrying
- (4) D: Manufacturing
- (5) E: Electricity, gas & water supply
- (6) F: Construction
- (7) G: Wholesale, retail & motor trade
- (8) H: Hotels & restaurants
- (9) I: Transport, storage & communication
- (10) J: Financial intermediation
- (11) K Real estate, renting & business activities
- (12) L: Public administration & defence
- (13) M: Education
- (14) N: Health & social work
- (15) O: Other community, social & personal
- (16) P: Private households with employed persons
- (17) Q: Extra-territorial organisations & bodies
- (18) NA, Inadequate description
- (19) Workplace outside UK

FREQUENCY: Each quarter from Winter 93

COVERAGE: Applies to all respondents in employment who have a regular additional job.

NOTES: This variable is derived from INDM92S. LFS User Guide Volume 5 (LFS Classifications) gives a complete industry breakdown of both SIC80 & SIC92.

INDD92S - Industry class in second job

Spring 94 to Summer 94

(01-60)	Range of industry codes
(61)	NA, Inadequate description
(62)	Workplace outside UK
(63)	Does not apply

Winter 93, Autumn 94 onwards

(01-60)	Range of industry codes
(61)	NA, Inadequate description
(62)	Workplace outside UK

FREQUENCY: Each quarter from Winter 93

COVERAGE: Applies to all respondents in employment who have a regular additional job.

NOTES: This variable is derived from INDM92S. LFS User Guide Volume 5 (LFS Classifications) gives a complete industry breakdown of both SIC80 & SIC92.

INDG92S - Industry group in second job

Spring 94 to Summer 94

(001-207)	Range of industry codes
(208)	NA, Inadequate description
(209)	Workplace outside UK
(210)	Does not apply

Winter 93, Autumn 94 onwards

(001-207)	Range of industry codes
(208)	NA, Inadequate description
(209)	Workplace outside UK

FREQUENCY: Each quarter from Winter 93

COVERAGE: Applies to all respondents in employment who have a regular additional job.

NOTES: This variable is derived from INDM92S. LFS User Guide Volume 5 (LFS Classifications) gives a complete industry breakdown of both SIC80 & SIC92.

EMPLOYMENT STATUS IN SECOND JOB

SECJMBR - Employment status in second job (reported)

- (1) Employee
- (2) Self-employed
- (3) Status not stated
- (4) Changed jobs
- (5) No second job
- (6) No answer to second job
- (7) Does not apply

FREQUENCY: Each quarter from Spring 92

COVERAGE: Applies to all respondents who are in employment with an regular additional job.

NOTES: With the removal of the Census Matrix Edit SECJMBR supersedes the variable SECJMB.

This variable is derived from AGE, NEWDEA4, WRKING, YTETMP, YTETJB, SECJOB, Y2JOB & STAT2.

This variable should be used in preference to SECJOB for analysis of second jobs. Adding categories (1) to (3) gives the total number of people with second jobs.

For the Winter 93 quarter when using this variable you should also filter on 'in employment' to get the correct total as some 'inactive' respondents were miscoded.

SECJMB - Employment status in second job

- (1) Employee
- (2) Self-employed
- (3) Status not stated
- (4) Changed jobs
- (5) No second job
- (6) No answer to second job
- (7) Does not apply

FREQUENCY: Spring quarters only from Spring 92 to Spring 04 (on ONS datasets only).

COVERAGE: Applies to all respondents who are in employment with an regular additional job.

NOTES: This variable is only available on ONS datasets.

With the removal of the Census Matrix Edit SECJMBR supersedes the variable SECJMB.

The notes for SECJMBR also apply to this variable.

STAT2 - Employment status in second job (reported)

- (1) **Employee**
- (2) **Self-employed**
- (3) **Government scheme**
- (4) **Unpaid family worker**

FREQUENCY: Each quarter from Spring 92

COVERAGE: Applies to all respondents in employment who have a regular additional job.

NOTES: From Spring 92 to Winter 00, this variable was called NSTAT2. NSTAT2 was processed through the Census Matrix Edit which checks the respondents occupation and their employment status for inconsistencies. With the removal of the edit, STAT2 supersedes the variable NSTAT2.

NSTAT2 - Employment status in second job

- (1) **Employee**
- (2) **Self-employed**

FREQUENCY: Spring quarters only from Spring 92 to Spring 04 (on ONS datasets only).

COVERAGE: Applies to all respondents in employment with a regular additional job.

NOTES: This variable is only available on ONS datasets.

NSTAT2 is the same as STAT2, except it has been processed through the Census Matrix Edit which checks the respondents occupation and their employment status for inconsistencies. It is derived from STAT2 & OCOD2.

The notes for STAT2 also apply to this variable.

SUPVIS2 - Supervisory responsibility in second job

- (1) **Yes**
- (2) **No**

FREQUENCY: Each quarter from Spring 01

COVERAGE: Applies to all respondents who have an additional regular job (STAT2 = 1).

MANAG2 - Managerial duties in second job (reported)

- (1) **Manager**
- (2) **Foreman or supervisor**
- (3) **Not manager or supervisor**

FREQUENCY: Each quarter from Spring 92

COVERAGE: Applies to all respondents who are employees and who have a regular additional job (STAT2 = 1).

NOTES: From Spring 92 to Winter 00, this variable was called NMANAGE2. NMANAGE2 was processed through the Census Matrix Edit which checks the respondents occupation and their employment status for inconsistencies. With the removal of the edit MANAG2 supersedes the variable NMANAGE2.

If respondents have both managerial and supervisory duties then their main duty is recorded.

MPNSR02 - Number of employees second job (reported)

- (1) 1-10
- (2) 11-19
- (3) 20-24
- (4) Don't know but under 25
- (5) 25-49
- (6) 50-249
- (7) 250-499
- (8) Don't know but between 50 and 499
- (9) 500 or more

FREQUENCY: Each quarter from Spring 02

COVERAGE: Applies to all respondents in employment with a regular additional job.

NOTES: With the removal of the Census Matrix Edit MPNSR02 supersedes the variables MPNES02 & MPNSS02.

MPNSR02 is the number of employees in second job as reported. This variable is derived from STAT2 & SOLO2.

This variable records the total number of employees at the respondent's workplace, not just the number employed within the particular section/department he/she works in.

MPNES02 - Number of employees where worked second job

- (1) 1-10
- (2) 11-19
- (3) 20-24
- (4) Don't know but under 25
- (5) 25-49
- (6) 50-249
- (7) 250-499
- (8) Don't know but between 50 and 499
- (9) 500 or more

FREQUENCY: Spring quarters only from Spring 02 to Spring 04 (on ONS datasets only).

COVERAGE: Applies to all respondents who are employees and have a regular additional job (STAT2 = 1).

NOTES: This variable is only available on ONS datasets.

With the removal of the Census Matrix Edit MPNSR02 supersedes the variables MPNES02 & MPNSS02.

The notes for MPNSR02 also apply to this variable.

SOLO2 - Working alone or employees in second job (reported)

- (1) **Alone or with partner(s) but not employee**
- (2) **With employees**

FREQUENCY: Each quarter from Spring 92

COVERAGE: Applies to all respondents who are self-employed and who have a regular additional job (STAT2 = 2).

NOTES: From Spring 92 to Winter 00, this variable was called NSOLO2. NSOLO2 was processed through the Census Matrix Edit which checks the respondents occupation and their employment status for inconsistencies. With the removal of the edit, SOLO2 supersedes the variable NSOLO2.

Self-employed people who use only other self-employed people in the business they run (e.g. builders) are coded 1.

MPNSS02 - Number of people employed self in second job

- (1) **1-10**
- (2) **11-19**
- (3) **20-24**
- (4) **Don't know but under 25**
- (5) **25-49**
- (6) **50-249**
- (7) **250-499**
- (8) **Don't know but between 50 and 499**
- (9) **500 or more**

FREQUENCY: Spring quarters only from Spring 02 to Spring 04 (on ONS datasets only).

COVERAGE: Applies to all respondents who are self-employed and have employees in their regular additional job (SOLO2 = 2).

NOTES: This variable is only available on ONS datasets.

With the removal of the Census Matrix Edit MPNSR02 supersedes the variables MPNES02 & MPNSS02.

The notes for MPNSR02 also apply to this variable.

JOBTYP2 - Permanency of second job

- (1) **Permanent**
- (2) **Some way not permanent**

FREQUENCY: Each quarter from Spring 01

COVERAGE: Applies to all respondents who have a regular additional job and didn't change jobs during the reference week (SECJOB = 1 AND Y2JOB = 2).

NOTES: Permanency relates to the job itself rather than to the individual who does the job. Someone who is being made redundant, retiring, going on maternity leave, or taking up another job may not regard their job as permanent, but they are still coded as 1 (permanent job). Respondents who have short-term contracts are coded according to whether they consider their job to be of a permanent nature.

JOBTMP2 - How second job not permanent

- (1) **Seasonal work**
- (2) **Fixed contract (period or task)**
- (3) **Agency temping**
- (4) **Casual work**
- (5) **Some other way not permanent**

FREQUENCY: Each quarter from Spring 01

COVERAGE: Applies to all respondents who said their second job was not permanent in some way (JOBTYP2 = 2).

NOTES: Those who regard their job as not permanent are asked to specify in what way it is not permanent. If, at this stage, the respondent volunteers an answer relating to his or her personal circumstances e.g. retired, the interviewer is asked to return to JOBTYP and stress the first clause again.

HOURS IN SECOND JOB

ACTHR2 - Actual hours in second job including overtime

- (0-96) Hours**
- (97) 97 or more hours**
- (99) Don't know or refusal**

FREQUENCY: Each quarter from Spring 92

COVERAGE: Applies to all respondents whose second job was not due to a change in jobs in the reference week and is not doing paid work in addition to that done on a New Deal scheme (Y2JOB = 2 AND YTETJB = 1 AND NEWDEA4 ≠ 1, 6 or 19).

NOTES: This variable includes both paid and unpaid overtime.

In SuperCROSS this variable is called ACTHR2C and ACTHR2S. See note on page 2 for more information on SuperCROSS variables.

HOME WORKERS – SECOND JOB

HOME2 - Whether working from home in additional job

- (1) In your home
- (2) In the same grounds or buildings as your home
- (3) In different place using home as a base
- (4) Or somewhere quite separate from home

FREQUENCY: Spring and Autumn quarters only from Spring 92 to Winter 96. Each quarter from Spring 97

COVERAGE: Applies to all respondents whose second job was not due to a change in jobs in the reference week and is not doing paid work in addition to that done on a New Deal scheme (Y2JOB = 2 AND YTETJB = 1 AND NEWDEA4 ≠ 1, 6 or 19).

HOMED2(1-3) - Work at least one day at home in reference week

- (1) Own home
- (2) Same grounds or buildings
- (3) Different places using home as a base
- (4) Not worked at home during reference week

FREQUENCY: Spring and Autumn quarters only from Spring 97 to Autumn 99. Spring quarters only from Spring 2000

COVERAGE: Applies to all respondents whose second job was not due to a change in jobs in the reference week and is not doing paid work in addition to that done on a New Deal scheme (Y2JOB = 2 AND YTETJB = 1 AND NEWDEA4 ≠ 1, 6 or 19).

In SuperCROSS an additional variable called HOMED2M is available. See note on page 2 for more information on SuperCROSS variables.

TELQA2 - Whether respondent uses both a telephone and a computer to carry out work at home

- (1) Yes
- (2) No

FREQUENCY: Spring and Autumn quarters in 97. Spring quarters only from Spring 98

COVERAGE: Applies to all respondents who work mainly from home in their regular additional job or did so during the reference week (HOME2=1 or 3 OR HOMED2=1 or 3).

TELQB2 - Whether possible to work at home without using both telephone and computer

- (1) Yes
- (2) No

FREQUENCY: Spring and Autumn quarters in 1997. Spring quarters only from Spring 98

COVERAGE: Applies to all respondents who use both a telephone and a computer for work at home (TELQA2=1).

ATFRM2 - Who working for from home in additional job

- (1) **Family business**
- (2) **Outside firm or organisation**
- (3) **Own account**

FREQUENCY: Spring only in 92. Spring and Autumn quarters from Spring 93 to Autumn 99. Spring quarters only from Spring 2000

COVERAGE: Applies to all respondents who work mainly from home in their regular additional job or did so during the reference week (HOME2=1 or 3 OR HOMED2=1 or 3).

SMEST2 - Type of work done from same grounds etc in additional job

- (1) **Own or rent a business**
- (2) **Have a living-in job**
- (3) **Accommodation provided by employer**

FREQUENCY: Spring only in 92. Spring and Autumn quarters from Spring 93 to Autumn 99. Spring quarters only from Spring 2000

COVERAGE: Applies to all respondents who work mainly in the same grounds or buildings as their home in their regular additional job or did so during the reference week (HOME2 = 2 or HOMED2 = 2).

LOCATION OF SECOND JOB

REGWK2R - Region of workplace for second job (reported)

1992 only	1993 onwards
(1) Tyne & Wear	(1) Tyne & Wear
(2) Rest of Northern region	(2) Rest of Northern region
(3) South Yorkshire	(3) South Yorkshire
(4) West Yorkshire	(4) West Yorkshire
(5) Rest of Yorkshire & Humberside	(5) Rest of Yorkshire & Humberside
(6) East Midlands	(6) East Midlands
(7) East Anglia	(7) East Anglia
(8) Inner London	(8) Central London
(9) Outer London	(9) Inner London (not central)
(10) Rest of South East	(10) Outer London
(11) South West	(11) Rest of South East
(12) West Midlands (met county)	(12) South West
(13) Rest of West Midlands	(13) West Midlands (met county)
(14) Greater Manchester	(14) Rest of West Midlands
(15) Merseyside	(15) Greater Manchester
(16) Rest of North West	(16) Merseyside
(17) Wales	(17) Rest of North West
(18) Strathclyde	(18) Wales
(19) Rest of Scotland	(19) Strathclyde
(20) Northern Ireland	(20) Rest of Scotland
(21) Workplace outside UK	(21) Northern Ireland
	(22) Workplace outside UK

FREQUENCY: Spring and Autumn quarters only from Spring 92 to Spring 93 (on ONS datasets only). Spring & Autumn quarters only from Autumn 93 to Autumn 96. Each quarter from Spring 97

COVERAGE: Applies to all respondents in employment with a regular additional job.

NOTES: With the removal of the Census Matrix Edit REGWK2R supersedes the variable REGWK2.

This variable is derived from STAT2, HOME, URESMC, INDM92M, UALDWK2 & WKPL99. From Spring 2000 UALDWK2 is used in the derivation of this variable; prior to this LADWK2 is used.

Central London is defined by the Department of Transport as the area within the bounds of the main London British Rail train termini.

REGWK2 and REGWK2T have been combined from 1993 onwards.

This variable is not available in SPSS or on public datasets in Summer 1999.

REGWK2 - Region of workplace for second job

1992 only	1993 onwards
(1) Tyne & Wear	(1) Tyne & Wear
(2) Rest of Northern region	(2) Rest of Northern region
(3) South Yorkshire	(3) South Yorkshire
(4) West Yorkshire	(4) West Yorkshire
(5) Rest of Yorkshire & Humberside	(5) Rest of Yorkshire & Humberside
(6) East Midlands	(6) East Midlands
(7) East Anglia	(7) East Anglia
(8) Inner London	(8) Central London
(9) Outer London	(9) Inner London (not central)
(10) Rest of South East	(10) Outer London
(11) South West	(11) Rest of South East
(12) West Midlands (met county)	(12) South West
(13) Rest of West Midlands	(13) West Midlands (met county)
(14) Greater Manchester	(14) Rest of West Midlands
(15) Merseyside	(15) Greater Manchester
(16) Rest of North West	(16) Merseyside
(17) Wales	(17) Rest of North West
(18) Strathclyde	(18) Wales
(19) Rest of Scotland	(19) Strathclyde
(20) Northern Ireland	(20) Rest of Scotland
(21) Workplace outside UK	(21) Northern Ireland
	(22) Workplace outside UK

FREQUENCY: Spring quarters only from Spring 92 to Spring 04 (on ONS datasets only).

COVERAGE: Applies to all respondents in employment with a regular additional job.

NOTES: This variable is only available on ONS datasets.

With the removal of the Census Matrix Edit REGWK2R supersedes the variable REGWK2.

The notes for REGWK2R also apply to this variable.

GORWK2R - Region of workplace for second job (reported)

- (1) Tyne & Wear
- (2) Rest of North East
- (3) Greater Manchester
- (4) Merseyside
- (5) Rest of North West
- (6) South Yorkshire
- (7) West Yorkshire
- (8) Rest of Yorkshire & Humberside
- (9) East Midlands
- (10) West Midlands (met county)
- (11) Rest of West Midlands
- (12) East of England
- (13) Central London
- (14) Inner London
- (15) Outer London
- (16) South East
- (17) South West
- (18) Wales
- (19) Strathclyde
- (20) Rest of Scotland
- (21) Northern Ireland
- (22) Workplace outside UK

FREQUENCY: Spring and Autumn quarters only from Autumn 93 to Autumn 97. Each quarter from Spring 98

COVERAGE: Applies to all respondents in employment.

NOTES: With the removal of the Census Matrix Edit GORWK2R supersedes the variable GORWK2.

This variable is derived from STAT2, HOME2, GOVTOR, INDM92S, UALDWK2 & WKPL99. From Spring 2000 UALDWK2 is used in the derivation of this variable; prior to this LADWK2 was used.

This variable is based on Government Office Regions. Central London is defined by the Department of Transport as the area within the bounds of the main London British Rail train termini.

GORWK2 - Region of workplace for second job

- (1) Tyne & Wear
- (2) Rest of North East
- (3) Greater Manchester
- (4) Merseyside
- (5) Rest of North West
- (6) South Yorkshire
- (7) West Yorkshire
- (8) Rest of Yorkshire & Humberside
- (9) East Midlands
- (10) West Midlands (met county)
- (11) Rest of West Midlands
- (12) East of England
- (13) Central London
- (14) Inner London
- (15) Outer London
- (16) South East
- (17) South West
- (18) Wales
- (19) Strathclyde
- (20) Rest of Scotland
- (21) Northern Ireland
- (22) Workplace outside UK

FREQUENCY: Spring quarters only from Spring 94 to Spring 04 (on ONS datasets only).

COVERAGE: Applies to all respondents in employment.

NOTES: This variable is only available on ONS datasets.

With the removal of the Census Matrix Edit GORWK2R supersedes the variable GORWK2.

The notes for GORWK2R also apply to this variable.

SEEKING/NOT SEEKING WORK

REASON FOR SEEKING A REPLACEMENT/ADDITIONAL PAID JOB

DIFJOB - Whether looking for different or additional paid job or business

- (1) Yes
- (2) No

FREQUENCY: Each quarter from Spring 92

COVERAGE: Applies to all respondents in employment.

NOTES: Looking for a different or additional paid job or business may cover a wide range of activities, from looking through newspaper advertisements to actively writing to prospective employers and attending interviews. It represents something more than simply feeling dissatisfied with the present job but beyond the respondent deciding whether he or she was looking for work. Self-employed people may interpret 'looking for additional business' as trying to increase their present business. They are coded 1 only if they were looking for a different business last week, and not just for additional clients.

ADDJOB - Whether seeking replacement or additional job

- (1) A new job to replace your present (main) job
- (2) An additional job

FREQUENCY: Each quarter from Spring 92

COVERAGE: Applies to all respondents who were looking for an additional or different job or business in the reference week (DIFJOB = 1).

LOOKM(1-3) - Reasons for looking for different job

- (1) Present job may come to an end
- (2) Present job is to fill time before finding another job
- (3) Pay unsatisfactory in present job
- (4) Journey to work unsatisfactory in present job
- (5) Respondent wants to work longer hours than in present job
- (6) Respondent wants to work shorter hours than in present job
- (7) Other aspects of present job unsatisfactory
- (8) Other reasons

FREQUENCY: Each quarter from Spring 92

COVERAGE: Applies to all respondents who were looking for a new job to replace their present main job (ADDJOB = 1).

NOTES: Respondents may give up to three responses. Prior to Spring 97 this variable was coded as LOOKM (0-2).

In SuperCROSS an additional variable called LOOKMM is available. See note on page 2 for more information on SuperCROSS variables.

PREFHR - Preferred working hours in new job being looked for

- (1) **Longer**
- (2) **Shorter**
- (3) **The same**
- (4) **Don't know, no preference**

FREQUENCY: Each quarter from Spring 92 to Winter 92. Summer and Winter quarters from Summer 93 to Winter 95. Each quarter from Spring 96

COVERAGE: Applies to all respondents who did not give longer/shorter hours as their reason for looking for another job (LOOKM ≠ 5 or 6).

LESPAY - Whether accept less pay for shorter hours in new job being sought

- (1) **Would still prefer shorter hours**
- (2) **Would not prefer shorter hours**
- (3) **Don't know**

FREQUENCY: Each quarter from Spring 92 to Winter 92. Summer and Winter quarters from Summer 93 (Summer only in 98 & 99). Each quarter from Spring 2000

COVERAGE: Applies to all respondents who were looking for a different job with shorter hours to replace their present one (LOOKM = 6 or PREFHR = 2).

WHETHER LOOKING

LOOK4 - Whether looking for paid work in last four weeks

- (1) Yes
- (2) No

FREQUENCY: Each quarter from Spring 92

COVERAGE: Applies to all respondents who did unpaid work in the reference week or have no current job (EVERWK = 1 or 2 OR OWNBUS = 1 OR RELBUS = 1).

LKYT4 - Whether looking for a place on a Government scheme in last four weeks

- (1) Yes
- (2) No

FREQUENCY: Each quarter from Spring 92

COVERAGE: Applies to all respondents not seeking work in the four weeks prior to the reference week and are aged between 16 and 59 (LOOK4 = 2 AND AGE = 16 - 59).

EMPLOYMENT STATUS

TYEMPS - Type of employment sought

- (1) **Self employment**
- (2) **Full-time employee**
- (3) **Part-time employee**
- (4) **Employee - no preference**
- (5) **Employee - time not stated**
- (6) **Full-time - no preference**
- (7) **Part-time - no preference**
- (8) **No preference - no preference**
- (9) **No preference - time not stated**
- (10) **Type of employment not stated**
- (11) **Looking for a place on a government scheme/being assessed by ET training agent**

FREQUENCY: Each quarter from Spring 92

COVERAGE: Applies to all respondents who are looking for employment.

NOTES: "Time not stated" refers to respondents who did not state whether they were seeking full or part time work. For analysis purposes codes '2, 4, 5, 6, 8 & 9' are usually treated as 'full-time' and codes '3 & 7' as part-time.

This variable is derived from AGE, WRKING, JBAWAY, DIFJOB, NEWDEA4, YTETMP, YTETJB, LKSELA, LKFTPA, LOOK4, LKYT4, WAIT, LKSEL, LKFTPC, LIKEWK & NOLWM.

LKSELA - Whether looking for work as employee or self employed

- (1) **As an employee**
- (2) **As self-employed**
- (3) **No preference**

FREQUENCY: Each quarter from Spring 92

COVERAGE: Applies to all respondents looking for paid work in the last four weeks (DIFJOB = 1 OR LOOK4 =1 AND JBAWAY ≠ 3).

LKSEL - Will be starting work as an employee or self-employed

- (1) **As an employee**
- (2) **As self-employed**

FREQUENCY: Each quarter from Spring 92

COVERAGE: Applies to all respondents who are waiting to take up a job (WAIT = 1 OR JBAWAY = 3).

LKFTPA - Whether looking for full or part time work

- (1) **Full-time**
- (2) **Part-time**
- (3) **No preference**

FREQUENCY: Each quarter from Spring 92

COVERAGE: Applies to all respondents who were seeking work as an employee or had no preference over working as an employee or self-employed (LKSELA = 1 or 3).

LKFTPC - Will be starting full or part time work

- (1) **Full-time**
- (2) **Part-time**

FREQUENCY: Each quarter from Spring 92

COVERAGE: Applies to all respondents who would be willing to work as an employee (LKSELC = 1).

AXPA - Whether would accept part time work

- (1) **Yes**
- (2) **No**

FREQUENCY: Each quarter from Spring 92 to Winter 97 (not Spring 93). Spring quarters only from Spring 98

COVERAGE: Applies to all respondents that would like a full time job (LKFTPA = 1).

NOTES: Respondents are asked whether they would accept a part time job if they could not find a full time one. It differs from AXPB which asks a similar question of those who have already found a full time job.

AXPB - Whether would have accepted part time work

- (1) **Yes**
- (2) **No**

FREQUENCY: Each quarter from Spring 92 to Winter 97 (not Spring 93). Spring quarters only from Spring 96

COVERAGE: Applies to all respondents that have found a full-time job (LKFTPC= 1).

NOTES: Respondents are asked whether they would have accepted a part time job if they had been unable to find a full time one. It differs from AXPA, which asks a similar question of those who are still looking for a full time job.

AXFA - Whether would accept full time work

- (1) **Yes**
- (2) **No**

FREQUENCY: Each quarter from Spring 92 to Winter 97 (not Spring 93). Spring quarters only from Spring 98

COVERAGE: Applies to all respondents that would like a part time job (LKFTPA = 2).

NOTES: Respondents are asked whether they would have accepted a full time job if they had been unable to find a part time one. It differs from AXFB, which asks a similar question of those who have already found a part time job.

AXFB - Whether would have accepted full time work

- (1) **Yes**
- (2) **No**

FREQUENCY: Each quarter from Spring 92 to Winter 97 (not Spring 93). Spring quarters only from Spring 96

COVERAGE: Applies to all respondents that have found a part-time job (LKFTPC = 2).

NOTES: Respondents are asked whether they would have accepted a full time job if they had been unable to find a part time one. It differs from AXFA, which asks a similar question of those who are still looking for a part time job.

UNDEREMPLOYMENT

UNDEMP - Whether would like to work longer hours, at current basic rate of pay, given the opportunity

- (1) Yes
- (2) No

FREQUENCY: Each quarter from Spring 96

COVERAGE: Applies to all respondents who are not looking for a different or additional job (DIFJOB=2).

UNDHRS - Number of extra hours would like to work

- (0-96) Hours of work
- (97) 97 or more

FREQUENCY: Each quarter from Spring 96

COVERAGE: Applies to all respondents who would like to work longer hours (UNDEMP = 1 OR LOOKM = 5 OR PREFHR = 1 OR ADDJOB = 2).

In SuperCROSS this variable is called UNDHRSC and UNDHRSS. See note on page 2 for more information on SuperCROSS variables.

UNDY98(1-9) - Reasons for not looking for additional or different job with longer hours

- (1) Would like to work longer hours in existing job
- (2) Feel that there is no work available given qualifications and/or experience
- (3) Believe that no work is available nearby
- (4) Waiting for the results of examinations already taken
- (5) Waiting for the results of job application
- (6) Waiting for the outcome of measures to start up a business
- (7) Have health problems
- (8) Do not want to look for work immediately
- (9) Other reason

FREQUENCY: Each quarter from Spring 98

COVERAGE: Applies to all respondents who are not seeking another job but wants longer hours (UNDEMP = 1).

In SuperCROSS an additional variable called UNDY98M is available. See note on page 2 for more information on SuperCROSS variables.

UNWYMN - Main reason for not looking for additional or different job with longer hours

- (1) **Would like to work longer hours in existing job**
- (2) **Feel that there is no work available given qualifications and/or experience**
- (3) **Believe that no work is available nearby**
- (4) **Waiting for the results of examinations already taken**
- (5) **Waiting for the results of job application**
- (6) **Waiting for the outcome of measures to start up a business**
- (7) **Have health problems**
- (8) **Do not want to look for work immediately**
- (9) **Other reason**

FREQUENCY: Each quarter from Spring 98

COVERAGE: Applies to all respondents who are not seeking another job but wants longer hours (UNDEMP = 1).

UNDST - Whether available to start working longer hours, or start a job with longer hours, within next two weeks

- (1) **Yes**
- (2) **No**

FREQUENCY: Each quarter from Spring 97

COVERAGE: Applies to all respondents looking for a replacement job with longer hours, or who would work longer hours in their current job, given the opportunity.

UNDNST - Reason unable to start new job in two weeks

- (1) **Must complete education or training**
- (2) **Cannot leave current job within two weeks**
- (3) **Looking after family home**
- (4) **Have health problems**
- (5) **Other reason**

FREQUENCY: Each quarter from Spring 97

COVERAGE: Applies to all respondents who are unable to start an additional or replacement job with longer hours in two weeks (UNDST = 2).

UNDSKHR - Approached employer about working more hours

- (1) **Yes**
- (2) **No**

FREQUENCY: Each quarter from Spring 2000 to Winter 2000 (on ONS datasets only). Each quarter from Spring 01

COVERAGE: Applies to all respondents who are employees and want to work longer hours.

UNDABL - Whether employer able to increase hours

- (1) **Yes**
- (2) **No**

FREQUENCY: Each quarter from Spring 98

COVERAGE: Applies to all respondents who are employees and want to work longer hours.

EXTHRS - Main reason for not taking up extra hours with current employer

- (1) **Must complete education or training**
- (2) **Looking after family / home**
- (3) **Health problems**
- (4) **Other reason**
- (5) **Don't know**

FREQUENCY: Each quarter from Spring 99

COVERAGE: Applies to all respondents whose employer is able to offer increased hours (UNDABL = 1).

LESPAY2 - Whether prefer to work shorter hours than at present in current job

- (1) **Yes**
- (2) **No**

FREQUENCY: Each quarter from Spring 2000 to Winter 2000 (on ONS datasets only). Each quarter from Spring 01

COVERAGE: Applies to all respondents who are not looking for another job and do not want a job with more hours (DIFJOB = 2 AND UNDEMP = 2).

NOTES: This variable is not available on SuperCROSS public datasets in 2001, Summer 02 and Winter 02.

LESPAY3 - Whether would work shorter hours for less pay

- (1) **Yes**
- (2) **No**

FREQUENCY: Each quarter from Spring 2000 to Winter 2000 (on ONS datasets only). Each quarter from Spring 01

COVERAGE: Applies to all respondents who would prefer to work shorter hours (LESPAY2 = 1).

NOTES: This variable is not available on SuperCROSS public datasets in 2001, Summer 02 and Winter 02.

OVHRS - How many fewer hours would you like to work

- (97) 97 or more
- (99) Don't know / No answer

FREQUENCY: Each quarter from Spring 2000 to Winter 2000 (on ONS datasets only). Each quarter from Spring 01

COVERAGE: Applies to all respondents who would work shorter hours for less pay or would work shorter hours in current job for less pay (LESPAY = 1 OR LESPAY3 = 1).

NOTES: In SuperCROSS an additional variable called OVHRSC is available. See note on page 2 for more information on SuperCROSS variables.

This variable is not available on SuperCROSS public datasets in 2001, Summer 02 and Winter 02.

OVST - Could start new job working shorter hours in two weeks

- (1) Yes
- (2) No

FREQUENCY: Each quarter from Spring 2000 to Winter 2000 (on ONS datasets only). Each quarter from Spring 01

COVERAGE: Applies to all respondents who would work shorter hours for less pay or would work shorter hours in current job for less pay (LESPAY = 1 OR LESPAY3 = 1).

NOTES: This variable is not available on SuperCROSS public datasets in 2001, Summer 02 and Winter 02.

OVNST - Main reason couldn't start in two weeks

- (1) Must complete education or training
- (2) Cannot leave your current job within two weeks
- (3) Are looking after your family/home
- (4) Have health problems
- (5) Other reasons

FREQUENCY: Each quarter from Spring 2000 to Winter 2000 (on ONS datasets only). Each quarter from Spring 01

COVERAGE: Applies to all respondents who could not start an additional/replacement job with shorter hours in two weeks (OVST = 2).

NOTES: This variable is not available on SuperCROSS public datasets in 2001, Summer 02 and Winter 02.

OVSKHR - Approached employer about working fewer hours each week

- (1) Yes
- (2) No

FREQUENCY: Each quarter from Spring 2000 to Winter 2000 (on ONS datasets only). Each quarter from Spring 01

COVERAGE: Applies to all respondents who are employees and would work shorter hours for less pay or would work shorter hours in current job for less pay.

NOTES: This variable is not available on SuperCROSS public datasets in 2001, Summer 02 and Winter 02.

OVABL - Employer able to let you work shorter hours

- (1) **Yes**
- (2) **No**

FREQUENCY: Each quarter from Spring 2000 to Winter 2000 (on ONS datasets only). Each quarter from Spring 01

COVERAGE: Applies to all respondents who are employees and would work shorter hours for less pay or would work shorter hours in current job for less pay.

NOTES: This variable is not available on SuperCROSS public datasets in 2001, Summer 02 and Winter 02.

ILO UNEMPLOYMENT

WHEN LEFT LAST JOB

DURUN - Duration of unemployment

- (1) Less than 3 months
- (2) 3 months but less than 6 months
- (3) 6 months but less than 12 months
- (4) 1 year but less than 2 years
- (5) 2 years but less than 3 years
- (6) 3 years but less than 4 years
- (7) 4 years but less than 5 years
- (8) 5 years or more

FREQUENCY: Each quarter from Spring 92

COVERAGE: Applies to all respondents who are unemployed.

NOTES: This variable shows the minimum of the length of time looking for work and the length of time since the respondent's last job.

It is derived from SCHM04, LKTIMA, LKTIMB, AGE, WRKING, JBAWAY, COUNTRY, TECLEC4, YTETMP, YTETJB, NEWDEA4, RELBUS, OWNBUS, START, LOOK4, LKYT4, WAIT & WNLEFT.

DURUN2 - Duration of unemployment

- (1) Less than 3 months
- (2) 3 months but less than 6 months
- (3) 6 months but less than 12 months
- (4) 12 months but less than 18 months
- (5) 18 months but less than 2 years
- (6) 2 years but less than 3 years
- (7) 3 years but less than 4 years
- (8) 4 years but less than 5 years
- (9) 5 years or more

FREQUENCY: Each quarter from Autumn 2000

COVERAGE: Applies to all respondents who are unemployed.

NOTES: This variable was created to provide a better monitor of the New Deal.

It shows the minimum of the length of time looking for work and the length of time since the respondent's last job.

It is derived from SCHM04, LKTIMA, LKTIMB, AGE, WRKING, JBAWAY, COUNTRY, TECLEC4, YTETMP, YTETJB, NEWDEA4, RELBUS, OWNBUS, START, LOOK4, LKYT4, WAIT & WNLEFT.

WNLEFT - When left last job

- (1) Less than 3 months
- (2) 3 months but less than 6 months
- (3) 6 months but less than 12 months
- (4) 1 year but less than 2 years
- (5) 2 years but less than 3 years
- (6) 3 years but less than 4 years
- (7) 4 years but less than 5 years
- (8) 5 years or more
- (9) Never had paid job

FREQUENCY: Each quarter from Spring 92

COVERAGE: Applies to all respondents who did no work in the reference week and were not away from any job or business but have worked in the past.

NOTES: This variable is derived from REFWKY, REFWKM, AGE, WRKING, JBAWAY, COUNTRY, SCHM04, TECLEC4, NEWDEA4, OWNBUS, RELBUS, YTETMP, YTETJB, EVERWK, LEFTM & LEFTYR.

This variable is not available on SuperCROSS from Spring 92 to Autumn 92.

WNLEFT2 - When left last job

- (1) Less than 3 months
- (2) 3 months but less than 6 months
- (3) 6 months but less than 12 months
- (4) 12 months but less than 18 months
- (5) 18 months but less than 2 years
- (6) 2 years but less than 3 years
- (7) 3 years but less than 4 years
- (8) 4 years but less than 5 years
- (9) 5 years or more
- (10) Never had paid job

FREQUENCY: Each quarter from Autumn 2000

COVERAGE: Applies to all respondents who did no work in the reference week and were not away from any job or business but have worked in the past.

NOTES: This variable was created to provide a better monitor of the New Deal.

This variable is derived from REFWKY, REFWKM, AGE, WRKING, JBAWAY, COUNTRY, SCHM04, TECLEC4, NEWDEA4, OWNBUS, RELBUS, YTETMP, YTETJB, EVERWK, LEFTM & LEFTYR.

LEFTYR - Year left last job

Year in which left last job (last two digits)

FREQUENCY: Each quarter from Spring 92

COVERAGE: Applies to all respondents who did no work in the reference week, and were not away from any job or business, but have had a paid job in the past (EVERWK =1).

LEFTM - Month left last job

- (1) **January**
- (2) **February**
- (3) **March**
- (4) **April**
- (5) **May**
- (6) **June**
- (7) **July**
- (8) **August**
- (9) **September**
- (10) **October**
- (11) **November**
- (12) **December**

FREQUENCY: Each quarter from Spring 92

COVERAGE: Applies to all respondents did no work in the reference week and who left their last job within eight years of the reference week (LEFTYR <= 8).

LEFTW - Whether left last job in reference week

- (1) **Yes**
- (2) **No**

FREQUENCY: Each quarter from Spring 92

COVERAGE: Applies to all respondents who left their last job within the last month.

NOTES: The coverage of this variable implies that the respondent left their last job within the last four weeks.

OCCUPATION IN LAST JOB

SOCLAST - Occupation in last job

(100-999) Range of occupation codes

FREQUENCY: Each quarter from Spring 92 to Winter 2000. Each quarter from Spring 01 to Winter 03 (on ONS datasets only).

COVERAGE: Applies to all respondents who did no work in the reference week and were not away from any job or business but have worked in the past 8 years.

NOTES: This variable is derived from STAT, EVERWK & OCOD.

LFS User Guide Volume 5 (LFS Classifications) gives a complete breakdown of occupation codes.

From Autumn 92 to Spring 99 inclusive, the row '304 Civil engineers' has been incorrectly labelled as '302 Civil engineers'.

SOC2KL - Occupation (last job)

(1111-9259) Range of occupation codes

FREQUENCY: Each quarter from Spring 01

COVERAGE: Applies to all respondents who did no work in the reference week and were not away from any job or business but have worked in the past 8 years.

NOTES: This variable replaces SOCLAST and is derived from STAT, EVERWK & OCOD2KM.

LFS User Guide Volume 5 (LFS Classifications) gives a complete breakdown of occupation codes.

The new SOC2000 variables were introduced into the Labour Force Survey in Spring 2001, because SOC90 became outdated. The extensive revisions to the Standard Occupational Classification (SOC) include a tighter definition of managerial occupations and moving many job titles between major groups to reflect the repositioning of certain jobs. New occupations have been introduced in the fields of computing, environment and conservation and customer service occupations. Most of the major groups have been re-named and all have a different composition in terms of job titles compared with their SOC90 counterparts. There is no exact correspondence between SOC90 and SOC2000 at any level.

SC2KLMJ - Major occupation group (last job)

- (1) **Managers and Senior Officials**
- (2) **Professional occupations**
- (3) **Associate Professional and Technical**
- (4) **Administrative and Secretarial**
- (5) **Skilled Trades Occupations**
- (6) **Personal Service Occupations**
- (7) **Sales and Customer Service Occupations**
- (8) **Process, Plant and Machine Operatives**
- (9) **Elementary Occupations**

FREQUENCY: Each quarter from Spring 01

COVERAGE: Applies to all respondents who did no work in the reference week and were not away from any job or business but have worked in the past 8 years.

NOTES: This variable replaces SOCMAJL and is derived from SOC2KL.

LFS User Guide Volume 5 (LFS Classifications) gives a complete breakdown of occupation codes.

SC2KLMN - Minor occupation group (last job)

(111 – 999) Range of Occupation Codes

FREQUENCY: Each quarter from Spring 01

COVERAGE: Applies to all respondents who did no work in the reference week and were not away from any job or business but have worked in the past 8 years.

NOTES: This variable replaces SOCMINL and is derived from SOC2KL.

LFS User Guide Volume 5 (LFS Classifications) gives a complete breakdown of occupation codes.

INDUSTRY IN LAST JOB – CONVERSION VARIABLE

From Winter 93 the industrial coding classifications (SIC80) have been completely updated (SIC92). In order to maintain some continuity the variable SICLAST is available on Autumn 93 to convert SIC80 1 digit codes to SIC92 1 digit codes and the variable SIC80L is available from Winter 93 onwards to convert SIC92 1 digit codes to SIC80 1 digit codes.

SIC80L - To compare SIC92 codes to SIC80 codes

- (1) **0: Agriculture, Forestry & fishing**
- (2) **1: Energy & water supply**
- (3) **2: Minerals, ores, metals & chemicals**
- (4) **3: Metal goods, Engineering & vehicles**
- (5) **4: Other manufacturing industries**
- (6) **5: Construction**
- (7) **6: Distribution, hotel & catering, repairs**
- (8) **7: Transport & communication**
- (9) **8: Banking, financial & business services**
- (10) **9: Other services**
- (11) **00: Diplomatic, international**
- (12) **Workplace outside UK**

FREQUENCY: Each quarter from Winter 93

COVERAGE: Applies to all respondents who did no work in the reference week and were not away from any job or business but have worked in the past years.

NOTES: This conversion variable gives reasonable comparisons, not exact conversions.

SIC80L is equivalent to INDIVL. LFS User Guide Volume 5 (LFS Classifications) gives a full industry breakdown of both SIC80 & SIC92 codes.

INDUSTRY IN LAST JOB – SIC92

INDM92L - Industry in last job

Winter 93	
(001-458)	Range of industry codes
(460)	No answer, NA
(461)	Workplace outside UK
Spring 94 to Summer 94	
(001-458)	Range of industry codes
(460)	No answer, NA
(461)	Workplace outside UK
(462)	Does not apply
Autumn 94 onwards	
(001-458)	Range of industry codes
(459)	Inadequate description, No reply
(461)	Workplace outside UK

FREQUENCY: Each quarter from Winter 93

COVERAGE: Applies to all respondents who did no work in the reference week and were not away from any job or business but have worked in the past 8 years.

NOTES: This variable is derived from STAT, EVERWK & ICDM.

LFS User Guide Volume 5 (LFS Classifications) gives a full industry breakdown of both SIC80 & SIC92 codes.

INDS92L - Industry division in last job

Spring 94 to Summer 94	
(01-17)	Range of industry codes
(18)	NA, Inadequate description
(19)	Workplace outside UK
(20)	Does not apply
Winter 93, Autumn 94 onwards	
(01-17)	Range of industry codes
(18)	NA, Inadequate description
(19)	Workplace outside UK

FREQUENCY: Each quarter from Winter 93

COVERAGE: Applies to all respondents who did no work in the reference week and were not away from any job or business but have worked in the past 8 years.

NOTES: This variable is derived from INDM92L.

LFS User Guide Volume 5 (LFS Classifications) gives a full industry breakdown of both SIC80 & SIC92 codes.

INDD92L - Industry class in last job

Spring 94 to Summer 94

(01-60)	Range of industry codes
(61)	NA, Inadequate description
(62)	Workplace outside UK
(63)	Does not apply

Winter 93, Autumn 94 onwards

(01-60)	Range of industry codes
(61)	NA, Inadequate description
(62)	Workplace outside UK

FREQUENCY: Each quarter from Winter 93

COVERAGE: Applies to all respondents who did no work in the reference week and were not away from any job or business but have worked in the past 8 years.

NOTES: This variable is derived from INDM92L.

LFS User Guide Volume 5 (LFS Classifications) gives a full industry breakdown of both SIC80 & SIC92 codes.

INDG92L - Industry group in last job

Spring 94 to Summer 94

(001-207)	Range of industry codes
(208)	NA, Inadequate description
(209)	Workplace outside UK
(210)	Does not apply

Winter 93, Autumn 94 onwards

(001-207)	Range of industry codes
(208)	NA, Inadequate description
(209)	Workplace outside UK

FREQUENCY: Each quarter from Winter 93

COVERAGE: Applies to all respondents who did no work in the reference week and were not away from any job or business but have worked in the past 8 years.

NOTES: This variable is derived from INDM92L.

LFS User Guide Volume 5 (LFS Classifications) gives a full industry breakdown of both SIC80 & SIC92 codes.

EMPLOYMENT STATUS IN LAST JOB

STATLR - Employment status last job (reported)

- (1) **Employee**
- (2) **Self-employed**
- (3) **Government scheme**
- (4) **Unpaid family worker**

FREQUENCY: Each quarter from Spring 92

COVERAGE: Applies to all respondents who did no work in the reference week and were not away from any job or business but have worked in the past 8 years.

NOTES: From Spring 92 to Winter 00, this variable was called NSTATL. NSTATL was processed through the Census Matrix Edit which checks the respondents occupation and their employment status for inconsistencies. With the removal of the edit STATLR supersedes the variable NSTATL.

The filter EVERWK = 1 is applied to the questionnaire variable STAT to distinguish between current/last job. STATR is employment status in current job as reported. STATLR is employment status in last job as reported.

NSTATL - Employment status in last job

- (1) **Employee**
- (2) **Self employed**
- (3) **Government scheme**
- (4) **Unpaid family worker**

FREQUENCY: Spring quarters only from Spring 92 to Spring 04 (on ONS datasets only).

COVERAGE: Applies to all persons who did no work in the reference week and were not away from any job or business but have worked in the past 8 years.

NOTES: This variable is only available on ONS datasets.

The notes for STATLR also apply to this variable.

MANAGLR - Managerial status last job (reported)

- (1) **Manager**
- (2) **Foreman or supervisor**
- (3) **Not manager or supervisor**

FREQUENCY: Each quarter from Spring 92

COVERAGE: Applies to all respondents who are employees (STAT = 1).

NOTES: With the removal of the Census Matrix Edit MANAGLR supersedes the variables MANAGE & NMANAGEL. The filter EVERWK = 1 is applied to the questionnaire variable MANAGE to distinguish between current/last job. MANAGER is managerial status in current job as reported. MANAGLR is managerial status in last job as reported.

MPNLR02 - Number of employees last job (reported)

- (1) 1-10
- (2) 11-19
- (3) 20-24
- (4) Don't know but under 25
- (5) 25-49
- (6) 50-249
- (7) 250-499
- (8) Don't know but between 50 and 499
- (9) 500 or more

FREQUENCY: Each quarter from Spring 02

COVERAGE: Applies to all respondents currently in work or who have worked in the last 8 years.

NOTES: With the removal of the Census Matrix Edit MPNLR02 supersedes the variables MPNE02 & MPNS02. The filter EVERWK = 1 is applied to the questionnaire variables MPNO & MPN to distinguish between current/last job. MPNR02 is number of employees in current job as reported. MPNLR02 is number of employees in last job as reported.

This variable is derived from EVERWK, STAT & SOLO.

SOLOLR - Self-employed with or without employees last job (reported)

- (1) On own, with partner(s) but no employees
- (2) With employees

FREQUENCY: Each quarter from Spring 92

COVERAGE: Applies to all respondents currently in work or who have worked in the last 8 years.

NOTES: With the removal of the Census Matrix Edit SOLOR supersedes the variables NSOLOL & SOLO. The filter EVERWK = 1 is applied to the questionnaire variable SOLO to distinguish between current/last job. SOLOR is whether self-employed with/without employees in current job as reported. SOLOLR is whether self-employed with/without employees in last job as reported.

MAIN METHODS OF SEEKING WORK

LKWFWM - Main method of looking for work in the last four weeks

Spring 92 to Spring 94

- (1) Visit a Jobcentre/Jobmarket or Training and Employment Agency office
- (2) Visit a Jobclub
- (3) Have your name on the books of a private employment agency
- (4) Advertise for jobs in newspapers and journals
- (5) Answer advertisements in newspapers and journals
- (6) Study situations vacant in newspapers or journals
- (7) Apply directly to employers
- (8) Ask friends, relatives, colleagues or trade unions about jobs
- (9) Wait for the results of an application for a job
- (10) Look for premises or equipment
- (11) Seek any kind of permit
- (12) Try to get a loan or other financial backing for a job or business
- (13) Do anything else to find work
- (14) Not looked in last 4 weeks

Summer 94 onwards

- (1) Visit a Jobcentre/Jobmarket or Training and Employment Agency office
- (2) Visit a Careers office
- (3) Visit a Jobclub
- (4) Have your name on the books of a private employment agency
- (5) Advertise for jobs in newspapers and journals
- (6) Answer advertisements in newspapers and journals
- (7) Studying situations vacant in newspapers or journals
- (8) Apply directly to employers
- (9) Ask friends, relatives, colleagues or trade unions about jobs
- (10) Wait for the results of an application for a job
- (11) Look for premises or equipment
- (12) Seek any kind of permit
- (13) Try to get a loan or other financial backing for a job or business
- (14) Do anything else to find work
- (15) Not looked in last 4 weeks

FREQUENCY: Each quarter from Spring 92

COVERAGE: Applies to all respondents who are looking for work or a place on a government scheme.

NOTES: This variable is derived from AGE, WRKING, JBAWAY, DIFJOB, SCHM04, YTETMP, YTETJB, LKSELA, LKSELC, LOOK4, LKYT4, NEWDEA4 & METHM.

The category '(2) Visit a Careers office' was introduced in the Summer 94 quarter.

METHMP(01-11) - Method of looking for work (employees or Government scheme)

Spring 92 to Spring 94

- (1) Visit a Jobcentre/Jobmarket or Training and Employment Agency office**
- (2) Visit a Jobclub**
- (3) Have your name on the books of a private employment agency**
- (4) Advertise for jobs in newspapers or journals**
- (5) Answer advertisements in newspapers and journals**
- (6) Study situations vacant in newspapers or journals**
- (7) Apply directly to employers**
- (8) Ask friends, relatives, colleagues or trade unions about jobs**
- (9) Wait for the results of an application for a job**
- (13) Do anything else to find work**

Summer 94 onwards

- (1) Visit a Jobcentre/Jobmarket or Training and Employment Agency office**
- (2) Visit a Careers office**
- (3) Visit a Jobclub**
- (4) Have your name on the books of a private employment agency**
- (5) Advertise for jobs in newspapers or journals**
- (6) Answer advertisements in newspapers and journals**
- (7) Study situations vacant in newspapers or journals**
- (8) Apply directly to employers**
- (9) Ask friends, relatives, colleagues or trade unions about jobs**
- (10) Wait for the results of an application for a job**
- (14) Do anything else to find work**

FREQUENCY: Each quarter from Spring 92

COVERAGE: Applies to all respondents looking for work as an employee or for a place on a government scheme in the last four weeks.

NOTES: Respondents can give as many responses as there are categories, but these are not recorded in any order of priority; this is done in the variable MAINME.

As with LKWFWM the method of looking for work variables have been increased by one category '(2) Careers office' from Summer 94. This variable was called METHMP (0-9) from Spring 92 to Spring 94 and METHMP (00-10) from Summer 94 to Winter 96.

In SuperCROSS an additional variable called METHMPM is available. See note on page 2 for more information on SuperCROSS variables.

METHSE(1-6) - Method of looking for work (self employment)

Spring 92 to Spring 94

- (4) Advertise for jobs in newspapers or journals**
- (5) Answer advertisements in newspapers and journals**
- (10) Look for premises or equipment**
- (11) Seek any kind of permit**
- (12) Try to get a loan or other financial backing for a job or business**
- (13) Do anything else to find work**

Spring 97 onwards

- (5) Advertise for jobs in newspapers or journals**
- (6) Answer advertisements in newspapers and journals**
- (11) Look for premises or equipment**
- (12) Seek any kind of permit**
- (13) Try to get a loan or other financial backing for a job or business**
- (14) Do anything else to find work**

FREQUENCY: Each quarter from Spring 92

COVERAGE: Applies to all respondents looking for self-employed work in the last four weeks.

NOTES: Respondents can give as many responses as there are categories, but these are not recorded in any order of priority; this is done in the variable MAINMS.

From Spring 92 to Winter 96 this variable was called METHSE(0-5).

In SuperCROSS an additional variable called METHSEM is available. See note on page 2 for more information on SuperCROSS variables.

METHAL(01-14) - Method of looking for work (no preference)

Spring 92 to Spring 94

- (1) Visit a Jobcentre
- (2) Visit a Jobclub
- (3) Have your name on the books of a private employment agency
- (4) Advertise for jobs in newspapers or journals
- (5) Answer advertisements in newspapers and journals
- (6) Study situations vacant in newspapers or journals
- (7) Apply directly to employers
- (8) Ask friends, relatives, colleagues or trade unions about jobs
- (9) Wait for the results of an application for a job
- (10) Look for premises or equipment
- (11) Seek any kind of permit
- (12) Try to get a loan or other financial backing for a job or business
- (13) Do anything else to find work

Summer 94 onwards

- (1) Visit a Jobcentre
- (2) Visit a Careers office
- (3) Visit a Jobclub
- (4) Have your name on the books of a private employment agency
- (5) Advertise for jobs in newspapers or journals
- (6) Answer advertisements in newspapers and journals
- (7) Study situations vacant in newspapers or journals
- (8) Apply directly to employers
- (9) Ask friends, relatives, colleagues or trade unions about jobs
- (10) Wait for the results of an application for a job
- (11) Look for premises or equipment
- (12) Seek any kind of permit
- (13) Try to get a loan or other financial backing for a job or business
- (14) Do anything else to find work

FREQUENCY: Each quarter from Spring 92

COVERAGE: Applies to all respondents looking for work as an employee or self-employed in the last four weeks.

NOTES: Respondents can give as many responses as there are categories, but these are not recorded in any order of priority; this is done in the variable MAINMA.

As with LKWFWM the method of looking for work variables have been increased by one category '(2) Careers office' from Summer 94. This variable was called METHAL(00-12) from Spring 92 to Spring 94 and METHAL (00-13) from Summer 94 to Winter 96.

In SuperCROSS an additional variable called METHALM is available. See note on page 2 for more information on SuperCROSS variables.

MAINME - Method of looking for work (employees or Government scheme)

Spring 92 to Spring 94

- (1) Visit a Jobcentre/Jobmarket or Training and Employment Agency office
- (2) Visit a Jobclub
- (3) Have your name on the books of a private employment agency
- (4) Advertise for jobs in newspapers or journals
- (5) Answer advertisements in newspapers and journals
- (6) Study situations vacant in newspapers or journals
- (7) Apply directly to employers
- (8) Ask friends, relatives, colleagues or trade unions about jobs
- (9) Wait for the results of an application for a job
- (13) Do anything else to find work

Summer 94 onwards

- (1) Visit a Jobcentre/Jobmarket or Training and Employment Agency office
- (2) Visit a Careers office
- (3) Visit a Jobclub
- (4) Have your name on the books of a private employment agency
- (5) Advertise for jobs in newspapers or journals
- (6) Answer advertisements in newspapers and journals
- (7) Study situations vacant in newspapers or journals
- (8) Apply directly to employers
- (9) Ask friends, relatives, colleagues or trade unions about jobs
- (10) Wait for the results of an application for a job
- (14) Do anything else to find work

FREQUENCY: Each quarter from Spring 92

COVERAGE: Applies to all respondents looking for work as an employee or for a place on a government scheme in the last four weeks.

NOTES: As with LKWFWM all the method of looking for work variables have been increased by one category '(2) Careers office' from Summer 94.

This variable codes the main methods from the responses given in METHMP.

INETME - Use internet to look for work

- (1) Yes
- (2) No

FREQUENCY: Each quarter from Spring 05

COVERAGE: Applies to all respondents looking for work.

NOTES: This variable is included on ONS datasets only.

MAINMS - Method of looking for work (self employment)

Spring 92 to Spring 94

- (4) Advertise for jobs in newspapers or journals**
- (5) Answer advertisements in newspapers and journals**
- (10) Look for premises or equipment**
- (11) Seek any kind of permit**
- (12) Try to get a loan or other financial backing for a job or business**
- (13) Do anything else to find work**

Summer 94 onwards

- (5) Advertise for jobs in newspapers or journals**
- (6) Answer advertisements in newspapers and journals**
- (11) Look for premises or equipment**
- (12) Seek any kind of permit**
- (13) Try to get a loan or other financial backing for a job or business**
- (14) Do anything else to find work**

FREQUENCY: Each quarter from Spring 92

COVERAGE: Applies to all respondents looking for self-employed work in the last four weeks.

NOTES: As with LKWFWM all the method of looking for work variables have been increased by one category '(2) Careers office' from Summer 94.

This variable codes the main methods from the responses given in METHSE.

MAINMA - Method of looking for work (no preference)

Spring 92 to Spring 94

- (1) Visit a Jobcentre
- (2) Visit a Jobclub
- (3) Have your name on the books of a private employment agency
- (4) Advertise for jobs in newspapers or journals
- (5) Answer advertisements in newspapers and journals
- (6) Study situations vacant in newspapers or journals
- (7) Apply directly to employers
- (8) Ask friends, relatives, colleagues or trade unions about jobs
- (9) Wait for the results of an application for a job
- (10) Look for premises or equipment
- (11) Seek any kind of permit
- (12) Try to get a loan or other financial backing for a job or business
- (13) Do anything else to find work

Summer 94 onwards

- (1) Visit a Jobcentre
- (2) Visit a Careers office
- (3) Visit a Jobclub
- (4) Have your name on the books of a private employment agency
- (5) Advertise for jobs in newspapers or journals
- (6) Answer advertisements in newspapers and journals
- (7) Study situations vacant in newspapers or journals
- (8) Apply directly to employers
- (9) Ask friends, relatives, colleagues or trade unions about jobs
- (10) Wait for the results of an application for a job
- (11) Look for premises or equipment
- (12) Seek any kind of permit
- (13) Try to get a loan or other financial backing for a job or business
- (14) Do anything else to find work

FREQUENCY: Each quarter from Spring 92

COVERAGE: Applies to all respondents looking for work as an employee or self-employed in the last four weeks.

NOTES: As with LKWFWM all the method of looking for work variables have been increased by one category '(2) Careers office' from Summer 94.

This variable codes the main responses given in METHAL.

METHM - Main method of looking for work

Spring 92 to Spring 94

- (1) Visit a Jobcentre
- (2) Visit a Jobclub
- (3) Have your name on the books of a private employment agency
- (4) Advertise for jobs in newspapers or journals
- (5) Answer advertisements in newspapers and journals
- (6) Study situations vacant in newspapers or journals
- (7) Apply directly to employers
- (8) Ask friends, relatives, colleagues or trade unions about jobs
- (9) Wait for the results of an application for a job
- (10) Look for premises or equipment
- (11) Seek any kind of permit
- (12) Try to get a loan or other financial backing for a job or business
- (13) Do anything else to find work

Summer 94 onwards

- (1) Visit a Jobcentre
- (2) Visit a Careers office
- (3) Visit a Jobclub
- (4) Have your name on the books of a private employment agency
- (5) Advertise for jobs in newspapers or journals
- (6) Answer advertisements in newspapers and journals
- (7) Study situations vacant in newspapers or journals
- (8) Apply directly to employers
- (9) Ask friends, relatives, colleagues or trade unions about jobs
- (10) Wait for the results of an application for a job
- (11) Look for premises or equipment
- (12) Seek any kind of permit
- (13) Try to get a loan or other financial backing for a job or business
- (14) Do anything else to find work

FREQUENCY: Each quarter from Spring 92

COVERAGE: Applies to all respondents who are looking for work or a place on a government scheme in the last four weeks.

NOTES: This variable combines the responses of MAINME, MAINMS, MAINMA to give one variable for the main method of seeking work.

AVAILABILITY TO START WORK

WAIT - Whether waiting to take up job

- (1) Yes
- (2) No

FREQUENCY: Each quarter from Spring 92

COVERAGE: Applies to all respondents not looking for work or a place on a government scheme in the last 4 weeks or are male and aged between 60 and 69 or a female aged between 60 and 64.

NOTES: This question identifies people who, although not looking for work, were waiting to take up a job already obtained. These people are classed as unemployed on the ILO definition if available to start work within 2 weeks. This variable also covers people up to 5 years above retirement age.

JOBSEG - Whether will be starting new job

- (1) Within three months
- (2) Later than three months

FREQUENCY: Each quarter from Spring 01

COVERAGE: Applies to all respondents who were waiting to take up a job already obtained (WAIT=1 OR JBAWAY = 3).

NOTES: This variable is only available on ONS datasets in Summer 02. This variable is not available on SuperCROSS public datasets in 2001, Summer 02, Autumn 02 and Winter 02.

This variable identifies when a person is due to begin their new job.

LIKEWK - Whether would like work

- (1) Yes
- (2) No

FREQUENCY: Each quarter from Spring 92

COVERAGE: Applies to all respondents not looking for work or a place on a government scheme in the last 4 weeks and not waiting to start work (WAIT = 2).

NOLOWA (01-10) - Reasons for not looking for work in last 4 weeks

- (1) **Waiting for the results of an application for a job/being assessed by an ET training agent**
- (2) **Student**
- (3) **Looking after the family/home**
- (4) **Temporarily sick or injured**
- (5) **Long-term sick or disabled**
- (6) **Believes no jobs available**
- (7) **Not yet started looking**
- (8) **Doesn't need employment**
- (9) **Retired from paid work**
- (10) **Any other reason**

FREQUENCY: Each quarter from Spring 05

COVERAGE: Applies to respondents who are not waiting to take up a job already obtained (WAIT = 2).

NOTES: NOLOWA and NOLWM replace the variables NOLOOK and NOWANT from Spring 05.

In SuperCROSS an additional variable called NOLOWAM is available. See note on page 2 for more information on SuperCROSS variables.

NOLWM - Main reason not looking for work in last 4 weeks

- (1) **Waiting for the results of an application for a job/being assessed by an ET training agent**
- (2) **Student**
- (3) **Looking after the family/home**
- (4) **Temporarily sick or injured**
- (5) **Long-term sick or disabled**
- (6) **Believes no jobs available**
- (7) **Not yet started looking**
- (8) **Doesn't need employment**
- (9) **Retired from paid work**
- (10) **Any other reason**

FREQUENCY: Each quarter from Spring 05

COVERAGE: Applies to respondents who are not waiting to take up a job already obtained and more than one response is given at NOLOWA.

NOTES: NOLOWA and NOLWM replace the variables NOLOOK and NOWANT from Spring 05.

NOLWF - Not looking for work because of looking after family/home

- (1) **You were caring for children below school age**
- (2) **You were caring for other children**
- (3) **You were caring for a dependent adult relative**
- (4) **Or some other reason**

FREQUENCY: Autumn quarters only from Autumn 05

COVERAGE: Applies to respondents whose main reason for not looking for work is because they are looking after family/home (NOWLM = 3).

NOTES: This variable replaces NOLOKF and NOWNTF.

NWNCRE - Reasons for not looking for work

- (1) For children are not available or affordable**
- (2) For ill, disabled or elderly adults are not available or affordable**
- (3) Care facilities do not influence your decision for working part-time**

FREQUENCY: Autumn quarters only from Autumn 05

COVERAGE: Applies to all respondents who did not look for work as they were looking after the family/home (NOLWF = 1,2 or 3).

NOTES: This variable is included on ONS datasets only.

The need for care services can be a need for normal working hours or for special periods of the day (e.g. early morning), or special periods of the year (e.g. school holidays).

NOLOOK - Reason not looking for work

- (1) Waiting for the results of an application for a job or being assessed by an ET training agent**
- (2) Student**
- (3) Looking after the family/home**
- (4) Temporarily sick or injured**
- (5) Long-term sick or disabled**
- (6) Believes no jobs available**
- (7) Not yet started looking**
- (8) Any other reason**

FREQUENCY: Each quarter from Spring 92 to Winter 04.

COVERAGE: Applies to all respondents not looking for work or a place on a government scheme in the last 4 weeks, but who would like a regular full/part-time job (LIKEWK = 1).

NOTES: The label ' (7) not yet started looking' was listed as 'not yet started work' in 1992.

NOLOKF - Not looking for work because of looking after family/home details

- (1) Caring for 1 or more children below school age**
- (2) Caring for 1 or more other children**
- (3) Caring for dependant adult relative**
- (4) Some other reason**

FREQUENCY: Autumn quarters only from Autumn 92 to Autumn 04.

COVERAGE: Applies to all respondents who said they were not looking for work or a place on a government scheme because they were looking after the family/home (NOLOOK = 3).

NOWANT - Reason not looking for work

- (1) **Waiting for the results of an application for a job or being assessed by an ET training agent**
- (2) **Student**
- (3) **Looking after the family/home**
- (4) **Temporarily sick or injured**
- (5) **Long-term sick or disabled**
- (6) **Doesn't need work**
- (7) **Retired from paid work**
- (8) **Any other reason**

FREQUENCY: Each quarter from Spring 92 to Winter 04.

COVERAGE: Applies to all respondents who said they did not want a regular full/part-time job (LIKEWK = 2).

NOTES: If the respondent has more than one reason then the main one is recorded.

NOWNTF - Not wanting work because of looking after family/home details

- (1) **Caring for 1 or more children below school age**
- (2) **Caring for 1 or more other children**
- (3) **Caring for dependent adult relative**
- (4) **Some other reason**

FREQUENCY: Autumn quarters only from Autumn 92 to Autumn 04.

COVERAGE: Applies to all respondents who said they did not want a regular full/part time job because they are looking after family/home (NOWANT = 3).

START - Whether could start work within the next two weeks

- (1) **Yes**
- (2) **No**

FREQUENCY: Each quarter from Spring 92

COVERAGE: Applies to all respondents who were looking for work or a place on a government scheme in the last 4 weeks, those waiting to start a new job, those not seeking but would like a job and those who are seeking an additional or different paid job.

YSTART - Reason why could not start work within two weeks

- (1) **Must complete education**
- (2) **Cannot leave present job within 2 weeks**
- (3) **Looking after the family/home**
- (4) **Temporarily sick/injured**
- (5) **Long-term sick/injured**
- (6) **Other reason**

FREQUENCY: Each quarter from Spring 92

COVERAGE: Applies to all respondents who are not available to start work or take up a place on a government scheme in the 2 weeks after the reference week (START = 2).

NOTES: This variable only includes people in employment and inactive people. Due to a change in the routing from 1993 onwards the variable DIFJOB should be filtered on 'not = 1' to achieve continuity with 1992 data.

YSTRTF - Cannot start work within two weeks because of looking after family/home details

- (1) **Caring for 1 or more children below school age**
- (2) **Caring for 1 or more other children**
- (3) **Caring for dependent adult relative**
- (4) **Some other reason**

FREQUENCY: Autumn quarters only from Autumn 92

COVERAGE: Applies to all respondents who are not available to start work or take up a place on a government scheme in the 2 weeks after the reference week due to home/family commitments (YSTART = 3).

NOTES: Carers are defined in terms of NOLOKF, NOWNTF and YSTRTF.

FUTWK - Whether respondent thinks they will work in the future

- (1) **Definitely (will work in future)**
- (2) **Probably (will work in future)**
- (3) **Probably not (work in future)**
- (4) **Definitely not (work in future)**
- (5) **Don't know/can't say**

FREQUENCY: Each quarter from Spring 05

COVERAGE: Applies to all respondents who were not looking for paid work or waiting to start a new job or able to start a job in the next two weeks had they been looking (LOOK4 = 2 AND WAIT = 2 OR LOOK4 = 1 AND START = 2).

NOTES: This variable is included on ONS datasets only.

FWKWEN - When respondent might work in the future

- (1) **Within the next year**
- (2) **More than one year but less than five**
- (3) **More than five years**
- (4) **Don't know**

FREQUENCY: Each quarter from Spring 05

COVERAGE: Applies to all respondents who think they will work in the future or don't know FUTWK = 1,2 or 5.

NOTES: This variable is included on ONS datasets only.

DETAILS OF JOB SEARCH

LKTIMA - How long looking for work

- (1) Not yet started
- (2) Less than 1 month
- (3) 1 month but less than 3 months
- (4) 3 months but less than 6 months
- (5) 6 months but less than 12 months
- (6) 12 months but less than 18 months
- (7) 18 months but less than 2 years
- (8) 2 years but less than 3 years
- (9) 3 years but less than 4 years
- (10) 4 years but less than 5 years
- (11) 5 years or more

FREQUENCY: Each quarter from Spring 92

COVERAGE: Applies to all respondents who are looking for paid work or a place on a government scheme but not waiting to take up a new job/business already obtained.

LKTIMB - How long looking for work

- (1) Not yet started
- (2) Less than 1 month
- (3) 1 month but less than 3 months
- (4) 3 months but less than 6 months
- (5) 6 months but less than 12 months
- (6) 12 months but less than 18 months
- (7) 18 months but less than 2 years
- (8) 2 years but less than 3 years
- (9) 3 years but less than 4 years
- (10) 4 years but less than 5 years
- (11) 5 years or more

FREQUENCY: Each quarter from Spring 92

COVERAGE: Applies to all respondents who were waiting to start a new job/business or take up a place on a government scheme already obtained (WAIT = 1 or JBAWAY = 3).

NOTES: This question relates to how long the respondent was looking for paid work before getting a job/business.

BEFOR - Activity before starting to look for work

- (1) Working
- (2) In full-time education or training on a government scheme
- (3) Looking after the family/ home
- (4) Doing something else

FREQUENCY: Each quarter from Spring 92 to Winter 98. Autumn quarter only in 99. Each quarter from Spring 2000

COVERAGE: Applies to all respondents looking for work.

BEFORF - Family/home commitments before looking for work

- (1) **Caring for 1 or more children below school age**
- (2) **Caring for 1 or more other children**
- (3) **Caring for dependent adult relative**
- (4) **Some other reason**

FREQUENCY: Autumn quarters only from Autumn 92 to Autumn 99. Each quarter from Spring 2000

COVERAGE: Applies to all respondents who were looking after family/home before they started looking for work (BEFOR = 3).

BENEFIT ENTITLEMENT

Introduction to benefits questions

The questions contained within the Benefits Section are up-dated regularly to reflect any new benefits that have been introduced. It is felt that any discontinuity resultant from any changes to questions is more than compensated for by the increased depth and accuracy of the data now provided.

Comparison between the data collected by the LFS and administrative data collected by other Government departments shows that the LFS consistently undercounts benefit claimants.

BENFTS - Whether claiming any State Benefits/Tax credits

- (1) **Yes**
- (2) **No**

FREQUENCY: Each quarter from Spring 98

COVERAGE: Applies to all respondents that are in paid or unpaid work or are aged between 16 and 69.

NOTES: From 2001, those receiving Child Benefit are included.

TPBEN3(1-8) - Type of benefit claimed

- (1) **Unemployment related benefits, NI credits**
- (2) **Income support (not as unemployed person)**
- (3) **Sickness or disability (excluding Disabled Persons Tax Credit)**
- (4) **State pension**
- (5) **Family related benefits (excluding child benefit & tax credits)**
- (6) **Child benefit**
- (7) **Housing/Council tax (GB), Rent/rate rebate (NI)**
- (8) **Other**

FREQUENCY: Each quarter from Spring 03

COVERAGE: Applies to all respondents who are claiming benefits (BENFTS = 1).

NOTES: This variable was previously called TPBEN01 but was changed in Spring 2003 to accommodate changes in benefits.

In SuperCROSS an additional variable called TPBEN3M is available. See note on page 2 for more information on SuperCROSS variables.

This variable was called TPBEN03(1-8) in Spring 03.

TPBN01(1-8) - Type of benefit or Tax Credit claimed

- (1) **Unemployment related benefits, NI credit**
- (2) **Income Support (not as unemployed)**
- (3) **Sickness or disability**
- (4) **State pension**
- (5) **Family related benefits or Tax Credit**
- (6) **Child benefit**
- (7) **Housing or Council Tax benefit**
- (8) **Other**

FREQUENCY: Each quarter from Spring 01 to Winter 02.

COVERAGE: Applies to all respondents who are claiming benefits (BENFTS = 1).

NOTES: The wording of this variable was changed in Spring 2001 to accommodate changes in benefits. Working Families Tax Credit (WFTC) replaced Family Credit, and Disabled Person's Tax Credit (DPTC) replaced Disability Working Allowance. The Inland Revenue is now responsible for administering these schemes.

UNEMBN(1-2) - Type of unemployment related benefit claiming

- (1) **Job Seeker's Allowance**
- (2) **National Insurance Credits**

FREQUENCY: Each quarter from Spring 98

COVERAGE: Applies to all respondents who are claiming unemployment related benefits or National Insurance credits (Spring 98 to Winter 2000: TYPBEN = 1; Spring 01 to Winter 02: TPBN01 = 1; From Spring 03: TPBEN3=1).

In SuperCROSS an additional variable called UNEMBNM is available. See note on page 2 for more information on SuperCROSS variables.

JSATYP - Type of Job Seeker's Allowance

- (1) **Contributory JSA**
- (2) **Income based JSA**
- (3) **Both**
- (4) **Don't know**

FREQUENCY: Each quarter from Autumn 96

COVERAGE: Applies to all respondents who are claiming job seeker's allowance (Autumn 96 to Winter 97: UNBENA = 1 OR UNBENB = 1; From Spring 98: UNEMBN = 1).

NOTES: JSATYP replaced INCSUP from 7 October 1996.

JSADUR - Length of time claiming Job Seekers Allowance and/or NI Credits

- (1) Less than 1 month
- (2) 1 month but less than 3 months
- (3) 3 months but less than 6 months
- (4) 6 months but less than 12 months
- (5) 12 months but less than 18 months
- (6) 18 months but less than 2 years
- (7) 2 years but less than 3 years
- (8) 3 years but less than 4 years
- (9) 4 years but less than 5 years
- (10) 5 years or more

FREQUENCY: Each quarter from Spring 98

COVERAGE: Applies to all respondents who are claiming Job Seekers Allowance and/or National Insurance credits (Spring 98 to Winter 2000: TYPBEN = 1; Spring 01 to Winter 02: TPBN01 = 1; From Spring 03: TPBEN3=1).

CLAIMS - Whether claiming unemployment related benefits

- (1) Claiming contributory JSA
- (2) Claiming income based JSA
- (3) Claiming both contributory and income based JSA
- (4) JSA type not stated
- (5) Claiming National Insurance credits
- (6) Not claiming unemployment related benefits

FREQUENCY: Each quarter from Spring 98

COVERAGE: Applies to all respondents aged 16 and over.

NOTES: This variable is derived from AGE, WRKING, JBAYWAY, OWNBUS, RELBUS, BENFTS, TPBEN3, UNEMBN & JSATYP.

INCSUP - Whether claiming income support in reference week

Spring 92 to Autumn 96

- (1) Yes
- (2) No

Spring 98 onwards

- (1) Sick Person
- (2) Pensioner
- (3) Lone Parent
- (4) Any other form of Income Support

FREQUENCY: Each quarter from Spring 92 to Autumn 96. Each quarter from Spring 98

COVERAGE: Applies to all respondents who are claiming income support, but not as unemployed person (Spring 92 to Winter 97: UNBENA = 2 or UNBENB = 2; Spring 98 to Winter 00: TYPBEN = 2; Spring 01 to Winter 02: TPBN01 = 2; From Spring 03: TPBEN3 = 2).

NOTES: This question identifies people who are registered as ILO unemployed and are claiming Income Support but not Unemployment Benefit. This variable should not be used on its own or with UNBENA or NICRED to identify individual benefits. All these variables are used to give a total number of claimants from the series of questions; see CLAIM. INCSUP is not asked after 7 October 1996 when it was replaced by JSATYP, however, from Spring 98 the categories in INCSUP changed and only applies to people who are receiving Income Support not as an unemployed person.

SKDSBN3(1-7) - Type of sickness or disability benefit claimed

- (1) Incapacity Benefit
- (2) Severe Disablement Allowance
- (4) Statutory Sick Pay
- (5) Invalid Care Allowance
- (7) Disability Living Allowance
- (8) Attendance Allowance
- (9) Industrial Injuries Disablement Allowance

FREQUENCY: Each quarter from Spring 03

COVERAGE: Applies to all respondents who are claiming sickness or disability benefit (TPBEN3 = 3).

NOTES: This variable replaces SKDSBN(1-7), however options 3 and 6 are no longer valid.

In SuperCROSS an additional variable called SKDSBN3M is available. See note on page 2 for more information on SuperCROSS variables.

SKDSBN(1-7) - Type of sickness or disability benefit received

- (1) Incapacity Benefit
- (2) Severe Disablement Allowance
- (3) Mobility Allowance
- (4) Statutory Sick Pay
- (5) Invalid Care Allowance
- (6) Disability Working Allowance/Disabled Person's Tax Credit
- (7) Disability Living Allowance
- (8) Attendance Allowance
- (9) Industrial Injury Disablement Benefit

FREQUENCY: Each quarter from Spring 98 to Winter 02.

COVERAGE: Applies to all respondents who are claiming sickness or disability benefits (Spring 98 to Winter 00: TYPBEN = 3; Spring 01 to Winter 02: TPBN01 = 3).

NOTES: Disabled Person's Tax Credit added to category (6) from Spring 2000.

PENBEN3(1-3) - Type of state pension claimed

- (1) Retirement or Old Age Pension
- (2) Widowed Parent's Allowance
- (3) Bereavement Allowance or Widow's Pension
- (4) War Disablement Pension or War Widow's Pension (including any related allowances)

FREQUENCY: Each quarter from Spring 03

COVERAGE: Applies to all respondents who are claiming pension related benefits (TPBEN3 = 4).

NOTES: This variable replaces PENBEN(1-3). This question was changed to incorporate new State Pensions.

In SuperCROSS an additional variable called PENBEN3M is available. See note on page 2 for more information on SuperCROSS variables.

PENBEN(1-3) - Whether receiving state retirement pension

- (1) Retirement or Old Person's Pension
- (2) Widow's Pension or Widowed Mother's Pension
- (3) War Disablement Pension or War Widow's Pension (including any related allowances)

FREQUENCY: Each quarter from Spring 98 to Winter 02.

COVERAGE: Applies to all respondents who are claiming pension related benefits (Spring 98 to Winter 00: TYPBEN = 4; Spring 01 to Winter 02: TPBN01 = 4).

FAMILY03(1-3) - Type of family related benefit claimed

- (1) Guardian's Allowance
- (4) Maternity Allowance
- (5) Statutory Maternity Pay

FREQUENCY: Each quarter from Spring 03

COVERAGE: Applies to all respondents who are claiming family related benefits (TPBEN3 = 5).

NOTES: This variable replaces FAMILY(1-4).

In SuperCROSS an additional variable called FAMILY03M is available. See note on page 2 for more information on SuperCROSS variables.

FAMILY(1-4) - Type of family related benefit received

- (1) Guardian's Allowance
- (2) Family Credit/Working Family's Tax Credit
- (3) Maternity Allowance
- (4) Statutory Maternity Pay

FREQUENCY: Each quarter from Spring 98 to Winter 02.

COVERAGE: Applies to all respondents who are claiming family related benefits (Spring 98 to Winter 00: TYPBEN = 5; Spring 01 to Winter 02: TPBN01 = 5).

NOTES: Working Family's Tax Credit added to category (2) from Spring 2000.

HSNGGB(1-2) - Whether receiving Housing Benefit or Council Tax Benefit (GB)

- (1) Housing Benefit
- (2) Council Tax Benefit

FREQUENCY: Each quarter from Spring 98

COVERAGE: Applies to all respondents who are claiming housing or council tax benefit (Spring 98 to Winter 00: TYPBEN = 6; Spring 01 to Winter 02: TPBN01 = 7; From Spring 03: TPBEN3 = 7).

HSNGNI - Whether receiving rent or rate rebate (NI)

- (1) Rent or rate rebate
- (2) Rate rebate

FREQUENCY: Each quarter from Spring 98

COVERAGE: Applies to all respondents who are claiming housing or council tax benefit (Spring 98 to Winter 00: TYPBEN = 6; Spring 01 to Winter 02: TPBN01 = 7; From Spring 03: TPBEN3 = 7).

Respondents can only record a single response to this question from Spring 03 onwards. Prior to this, up to 2 responses were recorded.

NTAXCRD(1-4) - Tax credit payments

- (1) Working Families' Tax Credit
- (2) Disabled Person's Tax Credit
- (3) Children's Tax Credit
- (4) Working Tax Credit
- (5) Child Tax Credit
- (6) None of these

FREQUENCY: Each quarter from Spring 03

COVERAGE: Applies to all respondents who are working or if child tax credit is not recorded elsewhere and claiming benefits (BENFTS = 1).

NOTES: This variable is only available on ONS datasets.

In SuperCROSS an additional variable called NTAXCRDM is available. See note on page 2 for more information on SuperCROSS variables.

The introduction of new tax credits on 6th April 2003 means that the structure for asking about tax credits will be different for the Spring 03 quarter. Up until 6th April 2003, options 1, 2, 3 and 6 will be displayed. These three tax credits will become obsolete after this date and will be replaced by Working Tax Credit and Child Tax Credit (options 4 and 5). However, up until 30th April 2003, some people might still be receiving Disabled Person's Tax Credit and Working Tax Credit and therefore until the end of April 2003, options 1, 2, 4, 5 and 6 will be displayed. From May 2003, only options 4, 5 and 6 will be displayed.

HOWTAX - How tax credit paid

- (1) In wages or pay packet
- (2) Order book (cashed at Post Office)
- (3) Giro cheque
- (4) Direct to bank or building society account
- (5) Other

FREQUENCY: Each quarter from Autumn 01 to Winter 02.

COVERAGE: Applies to all respondents in receipt of Working Families Tax Credit (TAXCRED = 1 or FAMLY01 = 2) or Disabled Persons Tax Credit (TAXCRED = 2 or SKDSBN = 6).

NOTES: Respondents are formally written to by the Inland Revenue explaining their Tax Credit entitlement and the method of payment. As a result respondents should be aware of any combined or single method of payment.

CCTC - Child care tax credit

- (1) Yes
- (2) No

FREQUENCY: Each quarter from Autumn 01

COVERAGE: Applies to all respondents in receipt of Working Tax Credit (or Working Families Tax Credit, or Disabled Persons Tax Credit if within relevant time period) (Autumn 01 to Winter 02: TAXCRED = 1 or 2 OR FAMLY01 = 2 OR SKDSBN = 6; From Spring 03: NTAXCRD = 4 OR NTAXCRD = 1,2 AND BEFORE 30/04/03).

NOTES: Child Care Tax Credit can form either part of Disabled Persons Tax Credit or Working Families Tax Credit. Child Care Tax Credit is a supplementary payment to help with child care costs, and should not be confused with Children's Tax Credit which is entirely different.

NTCORGN(1-5) - Benefit received before current tax credit

- (1) Working Families' Tax Credit
- (2) Disabled Person's Tax Credit
- (3) Children's Tax Credit
- (4) Income Support
- (5) Jobseeker's Allowance (income based)
- (6) None of these

FREQUENCY: Each quarter from Spring 03 to Spring 04.

COVERAGE: Applies to all respondents who are in receipt of Working Tax Credit or Child Tax Credit and have not mentioned the particular tax or benefit elsewhere (NTAXCRD = 4 or 5 AND NTAXCRD ≠ 1, 2 or 3 OR TPBEN3 ≠ 2 OR UNEMBN ≠ 1).

NOTES: This variable is included on ONS datasets only.

In SuperCROSS an additional variable called NTCORGNM is available. See note on page 2 for more information on SuperCROSS variables.

This question was only displayed after the introduction of the new credits in April 2003, and asked to those who indicated that they were in receipt of either Working Tax Credit or Child Tax Credit.

TAXFUT3(1-5) - Whether awaiting claim for a tax credit

- (1) Working Families' Tax Credit
- (2) Disabled Person's Tax Credit
- (3) Children's Tax Credit
- (4) Working Tax Credit
- (5) Child Tax Credit
- (6) None of these

FREQUENCY: Each quarter from Spring 03

COVERAGE: Applies to all respondents who are in paid or unpaid work and are aged between 16 and 69 and have not said elsewhere that they are claiming.

NOTES: This variable is included on ONS datasets only.

In SuperCROSS an additional variable called TAXFUT3M is available. See note on page 2 for more information on SuperCROSS variables.

Due to the introduction of new Tax Credits, options 1, 2 and 3 were not available after 6th April 2003. This question was only asked if respondents had not previously indicated that they were in receipt of Tax Credits.

EMPLOYMENT TWELVE MONTHS AGO

SITUATION TWELVE MONTHS AGO

OYCIRC - Circumstances twelve months ago

- (1) Working in a paid job or business
- (2) Laid off, or on short time at firm
- (3) Unemployed, actively seeking work
- (4) On a special government scheme
- (5) Doing unpaid work for yourself or a relative
- (6) A full-time student or pupil
- (7) Looking after the family home
- (8) Temporarily sick or injured
- (9) Long-term sick or disabled
- (10) Retired from paid work
- (11) None of these

FREQUENCY: Spring quarters only from Spring 92

COVERAGE: Applies to all respondents aged 16 and over.

NOTES: The results of this variable will differ from present economic activity, as it is based on recall and the respondent's assessment rather than through a series of questions.

OYSIND - Whether working for same firm twelve months ago

- (1) Yes, the same
- (2) No, different

FREQUENCY: Spring quarters only from Spring 92

COVERAGE: Applies to all respondents who had a paid job or were laid off/on short time work or worked unpaid in own/relatives business 12 months ago (OYCIRC = 1, 2 or 5).

OYSOCC - Whether current occupation same as twelve months ago

- (1) Yes, exactly the same
- (2) No, different

FREQUENCY: Spring quarters only from Spring 92 to Spring 2000. Spring quarters only from Spring 01 (on ONS datasets only)

COVERAGE: Applies to all respondents who had a paid job or were laid off/on short time work 12 months ago (OYCIRC = 1 or 2).

OYSTAT - Employee or self-employed 1 year ago (reported)

- (1) Working as employee
- (2) Self-employed

FREQUENCY: Spring quarters only from Spring 92

COVERAGE: Applies to all respondents who had a paid job or were laid off/on short time work 12 months ago (OYCIRC = 1 or 2).

NOTES: From Spring 92 to Winter 00, this variable was called NOYSTAT. NOYSTAT was processed through the Census Matrix Edit which checks the respondents occupation and their employment status for inconsistencies. With the removal of the edit OYSTAT supersedes the variable NOYSTAT.

NOYSTAT - Employment status twelve months ago

- (1) Employee
- (2) Self employed

FREQUENCY: Spring quarters only from Spring 92 to Spring 04 (on ONS datasets only).

COVERAGE: Applies to all respondents who had a paid job or were laid off/on short time work 12 months ago (OYCIRC = 1 or 2).

NOTES: This variable is only available on ONS datasets.

With the removal of the Census Matrix Edit OYSTAT supersedes the variable NOYSTAT.

The notes for OYSTAT also apply to this variable.

OYSUPVI - Supervisory responsibilities 1 year ago

- (1) Yes
- (2) No

FREQUENCY: Spring quarters only from Spring 01

COVERAGE: Applies to all respondents who were employees 12 months ago (OYSTAT = 1).

OYMNGE - Managerial duties 1 year ago (reported)

- (1) Manager
- (2) Foreman or supervisor
- (3) Not manager or supervisor

FREQUENCY: Spring quarters only from Spring 92

COVERAGE: Applies to all respondents who were employees 12 months ago (OYSTAT = 1).

NOTES: From Spring 92 to Winter 00, this variable was called NOYMNGE. NOYMNGE was processed through the Census Matrix Edit which checks the respondents occupation and their employment status for inconsistencies. With the removal of the edit OYMNGE supersedes the variable NOYMNGE.

If respondents have both managerial and supervisory duties then their main duty is recorded.

OYMPR02 - Number of employees at workplace 1 year ago (reported)

- (1) 1-10
- (2) 11-19
- (3) 20-24
- (4) Don't know but under 25
- (5) 25-49
- (6) 50-249
- (7) 250-499
- (8) Don't know but between 50 and 499
- (9) 500 or more

FREQUENCY: Spring quarters only from Spring 02

COVERAGE: Applies to all respondents who were employees 12 months ago (OYSTAT = 1).

NOTES: With the removal of the Census Matrix Edit OYMPR02 supersedes the variables OYMPE02 & OYMPS02. OYMPR02 is number of employees at workplace one year ago as reported.

This variable is derived from OYCIRC, OYSTAT & OYSOLO.

This variable records the total number of employees at the respondent's workplace, not just the number employed within the particular section/department he/she works in.

OYMPE02 - Number of employees where worked 1 year ago

- (1) 1-10
- (2) 11-19
- (3) 20-24
- (4) Don't know but under 25
- (5) 25-49
- (6) 50-249
- (7) 250-499
- (8) Don't know but between 50 and 499
- (9) 500 or more

FREQUENCY: Spring quarters only from Spring 02 to Spring 04 (on ONS datasets only).

COVERAGE: Applies to all respondents who were employees 12 months ago (OYSTAT = 1).

NOTES: This variable is only available on ONS datasets.

With the removal of the Census Matrix Edit OYMPR02 supersedes the variables OYMPE02 & OYMPS02.

The notes for OYMPR02 also apply to this variable.

OYSOLO - On own or with employees 1 year ago (reported)

- (1) Alone or with partner(s) but not employees
- (2) With employees

FREQUENCY: Spring quarters only from Spring 92

COVERAGE: Applies to all respondents who were self-employed 12 months ago (OYSTAT = 2).

NOTES: From Spring 92 to Winter 00, this variable was called NOYSOLO. NOYSOLO was processed through the Census Matrix Edit which checks the respondents occupation and their employment status for inconsistencies. With the removal of the edit OYSOLO supersedes the variable NOYSOLO.

Self-employed people who use only other self-employed people in the business they run (e.g. builders) are coded 1.

OYMPS02 - Number of people employed 1 year ago

- (1) 1-10
- (2) 11-19
- (3) 20-24
- (4) Don't know but under 25
- (5) 25-49
- (6) 50-249
- (7) 250-499
- (8) Don't know but between 50 and 499
- (9) 500 or more

FREQUENCY: Spring quarters only from Spring 02 to Spring 04 (on ONS datasets).

COVERAGE: Applies to all respondents who were self-employed 12 months ago (OYSOLO = 2).

NOTES: This variable is only available on ONS datasets.

With the removal of the Census Matrix Edit OYMPR02 supersedes the variables OYMPE02 & OYMPS02.

The notes for OYMPR02 also apply to this variable.

OYFTPT - Full or part time in job twelve months ago

- (1) Full time
- (2) Part time

FREQUENCY: Spring quarters only from Spring 92

COVERAGE: Applies to all respondents who had a paid job or were laid off/on short time work 12 months ago (OYCIRC = 1 or 2).

OCCUPATION TWELVE MONTHS AGO

SOCONE - Occupation twelve months ago

(100-999) Range of occupation codes

FREQUENCY: Spring quarters only from Spring 92 to Spring 00. Spring quarters only from Spring 01 to Spring 03 (on ONS datasets only).

COVERAGE: Applies to all respondents aged 16 and over.

NOTES: LFS User Guide Volume 5 (LFS Classifications) gives a complete breakdown of occupation codes.

This variable is derived from OYSOCC, YOCCD & OCOD.

SOC2KO - Occupation 1 year ago

(1111-9259) Range of occupation codes

FREQUENCY: Each Spring quarter from Spring 01

COVERAGE: Applies to all respondents aged 16 and over.

NOTES: This variable replaces SOCONE. This variable is derived from OYSOCC, OCOD2KM, STAT, OCOD2KO & OYSTAT.

LFS User Guide Volume 5 (LFS Classifications) gives a complete breakdown of occupation codes.

The new SOC2000 variables were introduced into the Labour Force Survey in Spring 2001, because SOC90 became outdated. The extensive revisions to the Standard Occupational Classification (SOC) include a tighter definition of managerial occupations and moving many job titles between major groups to reflect the repositioning of certain jobs. New occupations have been introduced in the fields of computing, environment and conservation and customer service occupations. Most of the major groups have been re-named and all have a different composition in terms of job titles compared with their SOC90 counterparts. There is no exact correspondence between SOC90 and SOC2000 at any level.

SC2KOMJ - Major occupation group 1 year ago

- (1) Managers and Senior Officials**
- (2) Professional occupations**
- (3) Associate Professional and Technical**
- (4) Administrative and Secretarial**
- (5) Skilled Trades Occupations**
- (6) Personal Service Occupations**
- (7) Sales and Customer Service Occupations**
- (8) Process, Plant and Machine Operatives**
- (9) Elementary Occupations**

FREQUENCY: Each spring quarter from Spring 01

COVERAGE: Applies to all respondents aged 16 and over.

NOTES: This variable replaces SOCMAJO and is derived from SOC2KO.

LFS User Guide Volume 5 (LFS Classifications) gives a complete breakdown of occupation codes.

SC2KOMN - Occupation 1 year ago – minor group

(111-999) Range of Occupation Codes

FREQUENCY: Each Spring quarter from Spring 01

COVERAGE: Applies to all respondents aged 16 and over.

NOTES: This variable replaces SOCMINO and is derived from SOC2KO.

LFS User Guide Volume 5 (LFS Classifications) gives a complete breakdown of occupation codes.

INDUSTRY TWELVE MONTHS AGO

INDM92O - Industry twelve months ago (SIC92)

Spring 94

(1-458)	Range of industry codes
(460)	No answer, NA
(461)	Workplace outside UK
(462)	Does not apply

Spring 95 onwards

(1-458)	Range of industry codes
(459)	Inadequate description, no reply
(461)	Workplace outside UK

FREQUENCY: Spring quarters only from Spring 94

COVERAGE: Applies to all respondents aged 16 and over.

NOTES: From Winter 93 the industrial coding classifications (SIC80) have been completely updated (SIC92). LFS User Guide Volume 5 (LFS Classifications) gives a complete breakdown of Industry codes.

This variable is derived from OYSIND, ICOD92, STAT, OYSTAT & OYIC92.

SIC80O - Industry division twelve months ago (SIC92) - conversion to SIC80

(1)	0 Agriculture, forestry, fishing
(2)	1 Energy and water supply
(3)	2 Minerals, ores, metals, chemicals
(4)	3 Metal goods, engineering, vehicles
(5)	4 Other manufacturing industries
(6)	5 Construction
(7)	6 Distribution, hotels & catering, repairs
(8)	7 Transport and communication
(9)	8 Banking, finance, business services, leasing
(10)	9 Other services
(11)	Inadequate description, no answer
(12)	Workplace outside UK
(13)	Does not apply

FREQUENCY: Spring quarters only from Spring 94

COVERAGE: Applies to all respondents aged 16 and over.

NOTES: From Winter 93 the industrial coding classifications (SIC80) have been completely updated (SIC92). LFS User Guide Volume 5 (LFS Classifications) gives a complete breakdown of Industry codes.

This variable is derived from INDM92O & INDM92S.

RECONCILIATION BETWEEN WORK & FAMILY LIFE

The 2005 Eurostat Ad-hoc module on 'Reconciliation between work & family life' (Spring 2005 only) is threefold:

The first aim is to establish how persons participate in the labour force as they would wish, and where they are unable to do so, whether the reasons are connected with a lack of suitable care services for children and dependent persons. The second aim is to analyse the degree of flexibility offered at work in terms of reconciliation with family life. The third aim is to estimate how far leave of absence is taken.

USCHCA - Main type of childcare used when working

- (1) **Childcare services (including paid childminders), pre-school**
- (2) **Partner who is living in the household**
- (3) **Relatives/Neighbours/Friends (unpaid)**
- (4) **No childcare used**

FREQUENCY: Spring 05 only.

COVERAGE: Applies to all respondents aged 16-64, currently in employment and have at least one own/spouse's child aged up to 14 living in the household.

NOTES: This variable is included on ONS datasets only.

The objective of this question is to record what the main childcare used for the children in the household up to the age of 14 is, while the person is working.

RGCHCA - Whether respondent regularly cares for children without pay

- (1) **Yes**
- (2) **No**

FREQUENCY: Spring 05 only.

COVERAGE: Applies to all respondents aged 16-64.

NOTES: This variable is included on ONS datasets only.

The aim of this question is to identify all care responsibilities undertaken by the respondent. The wording of the question is different for respondents that are parents and those who are not.

RGADCA - Whether respondent regularly cares for ill/disabled adults without pay

- (1) **Yes**
- (2) **No**

FREQUENCY: Spring 05 only.

COVERAGE: Applies to all respondents aged 16-64.

NOTES: This variable is included on ONS datasets only.

CHGWLF - Whether respondent wishes to change work/life balance

- (1) You would like to work (more) and reduce your care responsibilities
- (2) You would like to work fewer hours/stop work and increase time spent caring
- (3) You would like to leave things as they are
- (4) Don't know

FREQUENCY: Spring 05 only.

COVERAGE: Applies to respondents aged 16-64 who have at least one own/spouse's child up to the age of 14 living in the household or RGCHCA = 1 or RGADCA = 1.

NOTES: This variable is included on ONS datasets only.

This question aims to find out the current wish of the respondent independent of the constraints e.g. even if he/she cannot work because of lack of childcare services.

CHCWKM - Can't change hours due to lack of childcare services

- (1) Yes
- (2) No

FREQUENCY: Spring 05 only.

COVERAGE: Applies to respondents aged 16-64 who have at least one own/spouse's child up to the age of 14 living in the household and CHGWLF = 1 or RGCHCA = 1.

NOTES: This variable is included on ONS datasets only.

CHCRES(1-4) - Reasons regarding childcare for not working

- (1) A lack of childcare services
- (2) Childcare services are too expensive
- (3) Available childcare services are not sufficient quality
- (4) Other reason

FREQUENCY: Spring 05 only.

COVERAGE: Applies to respondents aged 16-64 and CHCWKM = 1.

NOTES: This variable is included on ONS datasets only.

CHCRESM - Main reason regarding childcare for not working

- (1) A lack of childcare services
- (2) Childcare services are too expensive
- (3) Available childcare services are not sufficient quality
- (4) Other reason

FREQUENCY: Spring 05 only.

COVERAGE: Applies to all respondents who gave more than one reason at CHCRES.

NOTES: This variable is included on ONS datasets only.

LACCHC - When there is a lack of childcare services

- (1) **During the day (weekdays 7am to 7pm)**
- (2) **At other times (weekdays before 7am, after 7pm, weekends, school holidays)**
- (3) **Or both**
- (4) **Don't know**

FREQUENCY: Spring 05 only.

COVERAGE: Applies to all respondents aged 16-64 and CHCRESM = 1.

NOTES: This question asks the respondent to give the main time at which there is a lack of childcare services.

This variable is included on ONS datasets only.

ADCWKM - Can't change hours due to lack of adult care services

- (1) **Yes**
- (2) **No**

FREQUENCY: Spring 05 only.

COVERAGE: Applies to all respondents aged 16-64 and RGADCA = 1 and CHGWLF = 1.

NOTES: This variable is included on ONS datasets only.

ADCRES(1-4) - Reasons regarding adult care services for not working

- (1) **A lack of adult care services**
- (2) **Adult care services are too expensive**
- (3) **Available adult care services are not of sufficient quality**
- (4) **Other reason**

FREQUENCY: Spring 05 only.

COVERAGE: Applies to all respondents aged 16-64 and ADCWKM = 1.

NOTES: This variable is included on ONS datasets only.

ADCRESM - Main reason regarding adult care services for not working

- (1) **A lack of adult care services**
- (2) **Adult care services are too expensive**
- (3) **Available adult care services are not of sufficient quality**
- (4) **Other reason**

FREQUENCY: Spring 05 only.

COVERAGE: Applies to all respondents who gave more than one reason at ADCRES.

NOTES: This variable is included on ONS datasets only.

LACADC - When there is a lack of adult care services

- (1) **During the day (weekdays 7am to 7pm)**
- (2) **At other times (weekdays before 7am, after 7pm, weekends, school holidays)**
- (3) **Or both**
- (4) **Don't know**

FREQUENCY: Spring 05 only.

COVERAGE: Applies to all respondents aged 16-64 and ADCRESM = 1.

NOTES: This variable is included on ONS datasets only.

SPCHCA - Special arrangements made to care for children

- (1) **Yes**
- (2) **No**

FREQUENCY: Spring 05 only.

COVERAGE: Applies to all respondents ages 16-64 who are in employment and have at least one own/spouse's child up to age of 14 living in the household.

NOTES: This variable is included on ONS datasets only.

NTSTCH - No suitable childcare services to replace usual

- (1) **Yes**
- (2) **No**

FREQUENCY: Spring 05 only.

COVERAGE: Applies to all respondents aged 16-64 and SPCHCA = 1.

NOTES: This variable is included on ONS datasets only.

DFCHSE - Main difficulty finding alternative childcare

- (1) **A lack of services during the day (weekdays 7am to 7pm)**
- (2) **A lack of services at special times (weekdays before 7am or after 7pm, weekends, school holidays)**
- (3) **Services were too expensive**
- (4) **Services were not of sufficient quality**
- (5) **Other reasons**

FREQUENCY: Spring 05 only.

COVERAGE: Applies to all respondents aged 16-64 and NTSTCH = 1.

NOTES: This variable is included on ONS datasets only.

VARWF - Possible to vary start/end of working day for family reasons

- (1) **Yes, generally possible**
- (2) **Yes, rarely possible**
- (3) **No, not possible**

FREQUENCY: Spring 05 only.

COVERAGE: Applies to all respondents aged 16-64 who are currently in employment.

NOTES: This variable is included on ONS datasets only.

FAMWKT - Possible to take whole days off for family reasons

- (1) **Yes, generally possible**
- (2) **Yes, rarely possible**
- (3) **No, not possible**

FREQUENCY: Spring 05 only.

COVERAGE: Applies to all respondents aged 16-64 who are currently in employment.

NOTES: This variable is included on ONS datasets only.

FAMSKT - Time off for family reasons without using holidays

- (1) **Yes**
- (2) **No**

FREQUENCY: Spring 05 only.

COVERAGE: Applies to all respondents aged 16-64 who are currently in employment.

NOTES: This variable is included on ONS datasets only.

SPLREM - Was time off taken as special leave

- (1) **Paid 'special leave'**
- (2) **Unpaid 'special leave'**
- (3) **Or was some other arrangement always used**

FREQUENCY: Spring 05 only.

COVERAGE: Applies to all respondents who have taken time off from work for family reasons without using holidays in the last 12 months (FAMSKT = 1).

NOTES: This variable is included on ONS datasets only.

PARLEA - Whether taken Parental leave

- (1) Yes
- (2) No

FREQUENCY: Spring 05 only.

COVERAGE: Applies to all respondents aged 16-64 who are currently in employment or who have left their job within the last two years and have at least one own child up to age 18 living in the household.

NOTES: This variable is included on ONS datasets only.

The right to parental leave entitles all eligible employees who have completed one years service to take a period of unpaid leave to care for each child born or adopted on or after 15 December 1994 (on or after 15 December 1981 in the case of a disabled child). This is in addition to maternity/paternity leave.

PARLTY - How Parental leave was taken

- (1) Taken in one block full-time
- (2) Taken part-time
- (3) Taken in another arrangement or combination of arrangements

FREQUENCY: Spring 05 only.

COVERAGE: Applies to all respondents aged 16-64 and PARLEA = 1.

NOTES: This variable is included on ONS datasets only.

PARLRM - Was Parental Leave paid or not

- (1) Fully paid
- (2) Partly paid
- (3) Or not paid at all

FREQUENCY: Spring 05 only.

COVERAGE: Applies to all respondents age 16-64 and PARLEA = 1.

NOTES: This variable is included on ONS datasets only.

NOPARL - Main reason for not taking Parental Leave

- (1) Had no legal right to take Parental Leave
- (2) Parental Leave unpaid or pay too low
- (3) Not enough flexibility in choice of the Parental Leave period
- (4) Negative effects on social security
- (5) Negative effects on the career/negative perception from the employer
- (6) Preference for work (for other reasons than codes 2 to 5)
- (7) Unaware of (right to) Parental Leave
- (8) Other reason

FREQUENCY: Spring 05 only.

COVERAGE: Applies to all respondents aged 16-64 and PARLEA = 2.

NOTES: This variable is included on ONS datasets only.

EDUCATION AND TRAINING

QUALIFICATIONS

Degree qualifications: First degrees including Bachelor of Arts (BA) and Bachelor of Science (BSc). Some first degrees are awarded with honours and classified as first class, second class etc. These remain as first degrees and should not be confused with higher degrees (MAs, PhDs etc.). However, MAs from Scottish Universities (other than Strathclyde), Oxford and Cambridge are classified as first degrees.

BTEC, BEC and TEC Certificates and Diplomas: BEC (Business Education Council) and TEC (Technical Education Council) qualifications have replaced ONC/OND and HNC/HND qualifications.

CSE/GCSE: Note that a CSE grade 1 is the equivalent of an O-level and is coded as such. All GCSE's irrespective of grade are coded as such.

Scottish Qualifications: Abbreviations for the Scottish equivalents of BTEC, BEC and TEC and A and O levels are included. From 1985 SCOTBEC and SCOTEC have been merged to form SCOTVEC (Vocational Educational Certificate). This qualification can be a higher certificate, a national certificate, or a national certificate module.

A system of national vocational qualifications called NVQs (SVQs in Scotland) are comprised of levels which are subdivided into units. A list of the qualifications which make up the relevant NVQ levels is shown in Volume 5 (LFS Classifications) of the LFS User Guide.

Foreign qualifications are coded as "other qualifications" whatever their level.

In Spring 1996 & Spring 2004 the educational qualifications questions in the LFS were changed to provide more detailed information. Inevitably such improvements in data can lead to discontinuities. The changes made to these questions were sufficiently large enough to warrant a change in name. Please see individual variable notes for details.

QUALCH5(1-5) - Holds educational/training qualifications from

- (1) **From school, college or university**
- (2) **Connected with work**
- (3) **From government schemes**
- (4) **From a Modern Apprenticeship**
- (5) **From having been educated at home, when you were of school age**
- (6) **No qualifications**
- (7) **Don't know**

FREQUENCY: Each quarter from Spring 05

COVERAGE: Applies to all respondents of working age or otherwise in work in reference week (WRKING = 1 or JBAWAY = 1 or OWNBUS = 1 or RELBUS = 1) and SCHM04 ≠ 97).

NOTES: This variable replaces QUALCH4(1-4). This question has a new response option '5 – from being educated at home, when you were of school age'. Home educated children are those who for any reason, are being/were educated at home by parents, guardians, or tutors, and are/were not receiving any other form of education.

In SuperSTAR an additional variable called QUALCH5M is available. See note on page 2 for more information on SuperSTAR variables.

QUALCH4(1-4) - Holds educational/training qualifications

- (1) From school, college or university
- (2) Connected with work
- (3) From government schemes
- (4) From a Modern Apprenticeship
- (5) No qualifications
- (6) Don't know

FREQUENCY: Each quarter from Spring 04 to Winter 04.

COVERAGE: Applies to all respondents of working age or otherwise in work in reference week (WRKING = 1 or JBAWAY = 1 or OWNBUS = 1 or RELBUS = 1) and SCHM04 ≠ 97).

NOTES: This variable has a new response category '4 – Modern Apprenticeship'. Modern Apprenticeships (MA) are high quality work based learning opportunities for young people aged 16-25. Each MA framework includes an NVQ at the appropriate level, Key Skills and a technical certificate which is delivered off the job. Foundation MA's lead to NVQ Level 2 and Advanced MA's to Level 3.

In Scotland, MA's are available at one level – Level 3 and are broadly equivalent to Advanced Modern Apprenticeships in England. They are aimed at 16-24 year olds and include an SVQ at Level 3 or above, plus core skills.

In SuperCROSS an additional variable called QUALCH4M is available. See note on page 2 for more information on SuperCROSS variables.

QUALCH(1-3) - Person in employment with qualifications

Spring 92 to Winter 95

- (1) Any qualification from school or college, or connected with work (or YT)
- (2) No qualifications
- (3) Don't know

Spring 96 onwards

- (1) From school, college or university
- (2) Connected with work
- (3) From government schemes
- (4) No qualifications
- (5) Don't know

FREQUENCY: Each quarter from Spring 92 to Winter 03.

COVERAGE: Applies to all persons in employment, and all other men aged 16-64 and women aged 16-59 (OR WRKING = 1 OR JBAWAY = 1 OR OWNBUS = 1 OR RELBUS = 1).

NOTES: This variable has been replaced by QUALCH4(1-4).

Prior to Spring 96 this variable was called QUALCH (without integer coding). From Spring 96 the range of responses expanded, and all categories that applied were coded QUALCH(0-2) up to Winter 96. From Spring 97 they were coded QUALCH(1-3).

QUALS4(01-11) - Type of qualification already held

- (1) Degree level qualification, including foundation degrees, graduate membership of a professional institute, PGCE, or higher
- (2) Diploma in higher education
- (3) HNC/HND
- (4) ONC/OND
- (5) BTEC/BEC/TEC/EdExcel
- (6) SCOTVEC, SCOTEC or SCOTBEC
- (7) Teaching qualification (excluding PGCE)
- (8) Nursing or other medical qualification not yet mentioned
- (9) Other higher education qualification below degree level
- (10) A-level/Vocational A-level or equivalent
- (11) Higher (Scotland)
- (12) Welsh Bacculaureate
- (13) International Bacculaureate
- (14) NVQ/SVQ
- (15) GNVQ/GSVQ
- (16) AS-level/Vocational AS-level or equivalent
- (17) Certificate of sixth year studies (CSYS) or equivalent
- (18) Access to HE
- (19) O-level or equivalent
- (20) Standard/Ordinary (O) Grade (Scotland)
- (21) GCSE/Vocational GCSE
- (22) CSE
- (23) National Qualifications (Scotland)
- (24) RSA/OCR
- (25) City & Guilds
- (26) YT Certificate
- (27) Key Skills
- (28) Basic Skills
- (29) Entry Level Qualifications (Wales)
- (30) Any other professional/vocational qualification/foreign qualifications

FREQUENCY: Each quarter from Spring 04

COVERAGE: Applies to all respondents who have qualifications or are unsure (QUALCH5 = 1, 2, 3, 4, 5 or 7).

NOTES: This variable replaces QUALS(01-23). The categories in this variable have been expanded and up-dated. Up to 11 qualifications can be recorded. Responses are recorded in order starting with the highest qualification, e.g. QUALS01 records the highest qualification, QUALS02 records the second highest etc.

In SuperCROSS an additional variable called QUALS4M is available. See note on page 2 for more information on SuperCROSS variables.

QLSTYR(01-11) - Qualification gained in last 12 months

- (1) Degree level qualification, including foundation degrees, graduate membership of a professional institute, PGCE, or higher
- (2) Diploma in higher education
- (3) HNC/HND
- (4) ONC/OND
- (5) BTEC/BEC/TEC/EdExcel
- (6) SCOTVEC, SCOTEC or SCOTBEC
- (7) Teaching qualification (excluding PGCE)
- (8) Nursing or other medical qualification not yet mentioned
- (9) Other higher education qualification below degree level
- (10) A-level/Vocational A-level or equivalent
- (11) Higher (Scotland)
- (12) Welsh Baccaulaureate
- (13) International Baccaulaureate
- (14) NVQ/SVQ
- (15) GNVQ/GSVQ
- (16) AS-level/Vocational AS-level or equivalent
- (17) Certificate of sixth year studies (CSYS) or equivalent
- (18) Access to HE
- (19) O-level or equivalent
- (20) Standard/Ordinary O Grade (Scotland)
- (21) GCSE/Vocational GCSE
- (22) CSE
- (23) National Qualifications (Scotland)
- (24) RSA/OCR
- (25) City & Guilds
- (26) YT Certificate
- (27) Key Skills
- (28) Basic Skills
- (29) Entry Level Qualifications (Wales)
- (30) None in last 12 months

FREQUENCY: Each quarter from Spring 05

COVERAGE: Applies to respondents aged 19 or over who have given a response at QUALS4.

NOTES: This variable is included on ONS datasets only.

In SuperCROSS an additional variable called QLSTRYM is available. See note on page 2 for more information on SuperCROSS variables.

QUALS(01-23) - Type of qualifications respondents have (starting with highest)

Spring 96 to Winter 96

- (1) Degree level qualification or equivalent (including PGCE)
- (2) Diploma in higher education
- (3) HNC/HND
- (4) ONC/OND
- (5) BTEC, BEC or TEC
- (6) SCOTVEC, SCOTEC or SCOTBEC
- (7) Teaching qualification (excluding PGCE)
- (8) Nursing or other medical qualification
- (9) Other higher education qualification
- (10) A-level or equivalent
- (11) SCE
- (12) NVQ/SVQ
- (13) GNVQ/GSVQ
- (14) AS-level
- (15) Scottish certificate of sixth year studies (Scottish CSYS)
- (16) Certificate of sixth year studies (CSYS)
- (17) O-level or equivalent
- (18) GCSE
- (19) CSE
- (20) RSA
- (21) City & Guilds
- (22) YT certificate
- (23) Any other professional/vocational qualification, foreign qualifications
- (24) Don't know

Spring 97 to Spring 2000

- (1) Degree level qualification or equivalent (including PGCE)
- (2) Diploma in higher education
- (3) HNC/HND
- (4) ONC/OND
- (5) BTEC, BEC or TEC
- (6) SCOTVEC, SCOTEC or SCOTBEC
- (7) Teaching qualification (excluding PGCE)
- (8) Nursing or other medical qualification
- (9) Other higher education qualification
- (10) A-level or equivalent
- (11) SCE Higher
- (12) NVQ/SVQ
- (13) GNVQ/GSVQ
- (14) AS-level
- (15) Certificate of Sixth Year Studies (CSYS) or equivalent
- (16) O-level
- (17) SCE Standard/Ordinary (O) Grade
- (18) GCSE
- (19) CSE
- (20) RSA
- (21) City & Guilds
- (22) YT certificate
- (23) Any other professional/vocational qualification/foreign qualifications
- (24) Don't know

QUALS(01-23) continued on next page...

QUALS(01-23) continued from previous page...

From Autumn 2000 onwards

- (1) Degree level qualification or equivalent (including PGCE)
- (2) Diploma in higher education
- (3) HNC/HND
- (4) ONC/OND
- (5) BTEC, BEC or TEC
- (6) SCOTVEC, SCOTEC or SCOTBEC
- (7) Teaching qualification (excluding PGCE)
- (8) Nursing or other medical qualification
- (9) Other higher education qualification
- (10) A-level or equivalent
- (11) SCE Higher
- (12) NVQ/SVQ
- (13) GNVQ/GSVQ
- (14) AS-level
- (15) Certificate of Sixth Year Studies (CSYS) or equivalent
- (16) O-level
- (17) SCE Standard/Ordinary (O) Grade
- (18) GCSE
- (19) CSE
- (20) RSA
- (21) City & Guilds
- (22) YT certificate
- (23) Any other professional/vocational qualification/foreign qualifications
- (24) DO NOT USE
- (25) National Qualifications (Scotland).

FREQUENCY: Each quarter from Spring 96 to Winter 03.

COVERAGE: Applies to all respondents who have qualifications or are unsure (QUALCH = 1, 2, 3 or 5).

NOTES: This variable replaced QUAL(0-2) from Spring 96. Responses are recorded in order starting with the highest qualification, e.g. QUALS01 records type of qualification for respondents where it is the first highest qualification they mention, similarly, QUALS02 being the second highest qualification they mention, and so on.

From Spring 96 to Spring 97 this variable was coded as QUALS(00-22). From Spring 97 to Spring 99 it was coded as QUALS(01-23). From Summer 99 this variable is only coded up to QUALS(01-11) meaning that only up to 11 qualifications given by the respondent are recorded.

DEGREE4 - Type of degree already held

- (1) A higher degree (including PGCE)
- (2) A first degree
- (3) A foundation degree
- (4) A graduate membership of a professional institution
- (5) Other
- (6) Don't know

FREQUENCY: Each quarter from Spring 04

COVERAGE: Applies to all respondents who have a degree qualification (QUALS4 =1).

NOTES: This variable replaces DEGREE. Categories 4 & 5 used to be a single category but are now split up. If respondents have more than degree, details regarding the highest level degree they have are recorded. If respondents have more than one degree at the same level, details regarding the first degree obtained at that level (i.e. the earliest degree they obtained) are recorded.

DEGREE - Type of degree

- (1) **Higher degree (including PGCE)**
- (2) **First degree**
- (3) **Other (e.g. graduate member of a professional institute or chartered accountant)**
- (4) **Don't know**

FREQUENCY: Each quarter from Spring 96 to Winter 03.

COVERAGE: Applies to all respondents who have a degree qualification (QUALS = 1).

HIGHO - Type of higher degree

- (1) **Doctorate**
- (2) **Masters**
- (3) **Postgraduate Certificate in Education**
- (4) **Other postgraduate degree or professional qualification**
- (5) **Don't know**

FREQUENCY: Each quarter from Spring 93

COVERAGE: Applies to all respondents who have a higher degree qualification (Spring 93 to Winter 95: QUAL = 1; Spring 96 to Winter 03: DEGREE = 1; From Spring 04: DEGREE4 = 1).

SINCOM - Whether degree is single or combined subject

- (1) **Single subject**
- (2) **Combined subject in one subject area**
- (3) **Combined subject in more than one subject area**

FREQUENCY: Each quarter from Summer 97

COVERAGE: Applies to all respondents who have a degree qualification or a nursing/medical qualification (Summer 97 to Winter 03: DEGREE = 1, 2 or 3 OR QUALS = 8; From Spring 04: DEGREE4 = RESPONSE OR QUALS4 = 8).

SNGDEG - Subject of single subject degree

(1 to 19.9.9) **Code for title of degree**

FREQUENCY: Each quarter from Summer 97

COVERAGE: Applies to all respondents who have a degree qualification or a nursing/medical qualification (Summer 97 to Winter 03: DEGREE = 1, 2 or 3 OR QUALS = 8; From Spring 04: DEGREE4 = RESPONSE OR QUALS4 = 8).

NOTES: SNGDEG was introduced from Summer 97 which allows analysis of degree subject at far greater detail than SUBJECT1. In Spring 04 the coding frame was up-dated to reflect changes in subjects. LFS User Guide Volume 5 (LFS Classifications) gives a complete breakdown of codes.

CMBDEG(01-12) - Subject areas of combined subject degree

- (1) **Medicine**
- (2) **Medical related subjects**
- (3) **Biological sciences**
- (4) **Agricultural sciences**
- (5) **Physical/environmental sciences**
- (6) **Mathematical sciences and computing**
- (7) **Engineering**
- (8) **Technology**
- (9) **Architecture and related subjects**
- (10) **Social sciences**
- (11) **Business and financial studies**
- (12) **Librarianship and information studies**
- (13) **Linguistics, English, Celtic, ancient**
- (14) **European languages**
- (15) **Other languages**
- (16) **Humanities**
- (17) **Arts**
- (18) **Education**

FREQUENCY: Each quarter from Summer 97

COVERAGE: Applies to all respondents who have a degree in a combined subject (SINCOM ≠ 1).

NOTES: From Summer 97 to Autumn 98 this variable was called CMBDEG (01-18) and respondents could give up to 18 subject areas in a combined degree. From Winter 98 onwards the LFS records up to 12 subject areas in a combined degree.

In SuperCROSS an additional variable called CMBDEGM is available. See note on page 2 for more information on SuperCROSS variables.

CMBMAIN - Main subject area studied in qualification

- (1) **Medicine**
- (2) **Medical related subjects**
- (3) **Biological sciences**
- (4) **Agricultural sciences**
- (5) **Physical/environmental sciences**
- (6) **Mathematical sciences and computing**
- (7) **Engineering**
- (8) **Technology**
- (9) **Architecture and related subjects**
- (10) **Social sciences**
- (11) **Business and financial studies**
- (12) **Librarianship and information studies**
- (13) **Linguistics, English, Celtic, ancient**
- (14) **European languages**
- (15) **Other languages**
- (16) **Humanities**
- (17) **Arts**
- (18) **Education**

FREQUENCY: Each quarter from Spring 03

COVERAGE: Applies to all respondents who degree or nursing/medical qualification is in a combined subject in more than one subject area (SINCOM=3).

NOTES: Eurostat now requires that a main subject area be recorded for most qualifications, including combined degrees. Currently the LFS records up to 12 subject areas in a combined degree at question CMBDEG. CMBMAIN records the main subject of a combined degree.

DEGCLS - Class of degree achieved

- (1) **First**
- (2) **Upper Second/2:i**
- (3) **Lower Second/2:ii**
- (4) **Third**
- (5) **Pass**
- (6) **Other**
- (7) **Don't Know**

FREQUENCY: Each quarter from Spring 05

COVERAGE: Applies to respondents who have a degree level qualification (DEGREE4 = 2).

NOTES: This variable is included on ONS datasets only.

If respondents have more than one degree, details of the highest degree class they achieved are recorded.

TEACH4(1-6) - Type of teaching qualifications already held

- (1) **Further education**
- (2) **Key stage 4**
- (3) **Key stage 3**
- (4) **Key stage 2**
- (5) **Key stage 1**
- (6) **Foundation stage**
- (7) **Don't know**

FREQUENCY: Each quarter from Spring 04

COVERAGE: Applies to all respondents who have a teaching qualification or a PGCE (QUALS4 = 7 OR HIGHO = 3).

NOTES: This variable replaces TEACH(1-3).

In SuperCROSS an additional variable called TEACH4M is available. See note on page 2 for more information on SuperCROSS variables.

Key stage terminology may be unfamiliar to those trained in Scotland and those who trained a long time ago and are no longer teaching. The table below helps translate Key stages:

England & Wales		
	Age	Key Stage
Early Years Education	3-5	Foundation
Primary Education	5-7	Key Stage 1
	7-11	Key Stage 2
Secondary Education	11-14	Key Stage 3
	14-16	Key Stage 4

TEACH(1-3) - Type of teaching qualification

- (1) **Further education**
- (2) **Secondary**
- (3) **Primary education**

FREQUENCY: Each quarter from Spring 92 to Winter 03.

COVERAGE: Applies to all respondents who have a teaching qualification or a PGCE (Spring 92 to Winter 92: QUAL = 5; Spring 93 to Winter 95: QUAL = 6; From Spring 96: QUALS = 7).

NOTES: Respondents can record up to 3 teaching qualifications. From Spring 92 to Winter 96 this variable is called TEACH(0-2). From Spring 97 the categories are coded TEACH(1-3).

NUMAL - Number of A levels or equivalent

- (1) **One A-level or equivalent**
- (2) **Or more than one**
- (3) **Don't know**

FREQUENCY: Each quarter from Spring 93

COVERAGE: Applies to all respondents who have an A-level qualification (Spring 93 to Winter 95: QUAL = 10; Spring 96 to Winter 03: QUALS = 10; From Spring 04: QUALS4 = 10).

NUMSCE - Number of SCE highers

- (1) **1 or 2 highers**
- (2) **3 or more highers**
- (3) **Don't know**

FREQUENCY: Each quarter from Spring 97

COVERAGE: Applies to all respondents who have a SCE higher qualification (Spring 97 to Winter 03: QUALS = 11; From Spring 04: QUALS4 = 11).

NUMAS - Number of A-S levels

- (1) **1 A-S level**
- (2) **2 or 2 A-S levels**
- (3) **4 or more passes at this level**
- (4) **Don't know**

FREQUENCY: Each quarter from Spring 95

COVERAGE: Applies to all respondents who have a AS-level qualification (Spring 95 to Winter 95: QUAL = 16; Spring 96 to Winter 03: QUALS = 14; From Spring 04: QUALS4 = 16).

TYPHST(1-5) - Highest National Qualification

- (1) **Access level**
- (2) **Intermediate Level 1**
- (3) **Intermediate Level 2**
- (4) **Higher**
- (5) **Advanced Higher**

FREQUENCY: Autumn and Winter quarters only in 2000 (on ONS datasets). Each quarter from Spring 01

COVERAGE: Applies to all respondents who have a Scottish National qualification (Autumn 00 to Winter 03: QUALS=25; From Spring 04: QUALS4 = 23).

NOTES: From Spring 04, respondents can record up to 5 options. Prior to this only a single response was recorded.

ADVHST - Whether respondent has one or more Advanced Higher

- (1) **One Advanced Higher**
- (2) **More than one**

FREQUENCY: Autumn and Winter quarters only in 2000 (on ONS datasets). Each quarter from Spring 01

COVERAGE: Applies to all respondents who have an advanced Scottish National qualification (TYPHST= 5).

HST - Whether respondent has three or more Highers

- (1) **Three or more Highers**
- (2) **Fewer than three**

FREQUENCY: Autumn and Winter quarters only in 2000 (on ONS datasets). Each quarter from Spring 01

COVERAGE: Applies to all respondents who have a Scottish National qualification (TYPHST = 4 AND ADVHST = 1).

WLSHBC - Level of Welsh Baccalaureate

- (1) **At the intermediate level**
- (2) **Or advanced level**
- (3) **Don't know**

FREQUENCY: Each quarter from Spring 05

COVERAGE: Applies to all respondents who have a Welsh Baccalaureate (QUALS4 = 12).

NOTES: This variable is included on ONS datasets only.

QGCSE4(1-5) - Type of GCSE or equivalent held below grade C/1

- (1) GCSE's below grade C
- (2) CSE's below grade 1
- (3) Standard grades 4-7/O grades below C
- (4) Scottish NQ's Intermediate 1 below grade A
- (5) Scottish NQ's Intermediate 2 below grade D
- (6) None of these

FREQUENCY: Each quarter from Spring 04

COVERAGE: Applies to all respondents who have a standard/O grades, GCSE, CSE or Scottish National qualifications (QUALS4 = 20 or 21 or 22 or TYPHST = 2 or 3).

NOTES: This variable replaces QGCSE.

QGCSE - Whether respondent has any GCSEs below grade C, or SCE Standard Grades 4-7, or O Grades below grade C, or CSEs below grade 1

- (1) Yes
- (2) No
- (3) Don't know

FREQUENCY: Each quarter from Spring 96 to Winter 03.

COVERAGE: Applies to all respondents who have a standard/O grades, GCSE, CSE or Scottish National qualifications (QUALS = 17, 18, 19).

GCSEFUL(1-5) - Type of GCSE or equivalent held above grade C/1

- (1) GCSE's grade C or above
- (2) CSE's grade 1
- (3) Standards grade 3 or above/O grades C or above
- (4) Scottish NQ's Intermediate 1 grade A or above
- (5) Scottish NQ's Intermediate 2 grade D or above
- (6) None of these

FREQUENCY: Each quarter from Spring 04

COVERAGE: Applies to all respondents who have a standard/O grades, GCSE, CSE or Scottish National Qualifications (QUALS4 ≠ 6).

NOTES: This variable replaces GSCE.

GCSE - Whether respondent has any GCSEs grade C or above, or SCE Standard Grades 1-3, or O Grades grade C or above, or CSEs grade 1

- (1) Yes
- (2) No
- (3) Don't know

FREQUENCY: Each quarter from Spring 96 to Winter 03.

COVERAGE: Applies to all respondents who have a standard/O grades, GCSE or CSE qualification (QUALS = 17 or 18).

CSE - Whether respondent has any CSEs at grade 1

- (1) **Yes**
- (2) **No**
- (3) **Don't know**

FREQUENCY: Each quarter from Spring 96 to Winter 03.

COVERAGE: Applies to all respondents who have a CSE qualification (QUALS = 19).

NUMOL5 - Number of O level/GCSE passes etc already held

- (1) **Fewer than five**
- (2) **Or five or more**
- (3) **Don't know**

FREQUENCY: Each quarter from Spring 05

COVERAGE: Applies to all respondents who said they had GCSEs grade C or above, CSEs grade 1, Standards grades 3 or above/O grades C or above, Intermediate Scottish National Qualifications, or GCE O levels.

NOTES: This variable replaces NUMOL4 from Spring 05.

NUMOL5O - Number of O level, GCSE etc passes held if less than 5

- (1) **One or two**
- (2) **Three or four**
- (3) **Don't know**

FREQUENCY: Each quarter from Spring 05

COVERAGE: Applies to respondents who have fewer than 5 O-level, GCSE etc passes (NUMOL5 = 1).

NOTES: This variable is included on ONS datasets only.

NUMOL5F - Number of O level, GCSE etc passes held if 5 or more

- (1) **Five to seven**
- (2) **Eight or more**
- (3) **Don't know**

FREQUENCY: Each quarter from Spring 05

COVERAGE: Applies to respondents who have more than 5 O-level, GCSE etc passes (NUMOL5 = 2).

NOTES: This variable is included on ONS datasets only.

NUMOL4 - Number of O-level, GCSE etc passes already held

- (1) One or two
- (2) Three or four
- (3) 5 or more
- (4) Don't know

FREQUENCY: Each quarter from Spring 04 to Winter 04.

COVERAGE: Applies to all respondents who have GCSE's at grade C or above, CSE's at grade 1, O-levels, Standard grades 1-3/O grades C or above, or Intermediate Scottish National Qualifications at Level 1 Grade B or above or Level 2 Grade D or above (QGCSE4 = 6 or GCSE4 ≠ 6 or QUALS4 = 19).

NOTES: This variable replaces NUMOL from Spring 04.

NUMOLI - Numol imputed

- (1) Fewer than 5 passes
- (2) 5 or more passes
- (3) Don't know
- (4) DNA

FREQUENCY: Spring 04 only.

COVERAGE: Applies to all respondents who have GCSE's at grade C or above, CSE's at grade 1, O-levels, Standard grades 1-3/O grades C or above, or Intermediate Scottish National Qualifications at Level 1 Grade B or above or Level 2 Grade D or above (QGCSE4 = 6 or GCSE4 ≠ 6 or QUALS4 = 19).

NOTES: In order to obtain more detail on GCSE passes at Grade C and above, the number of response categories in NUMOL4 were increased. The outcome was a higher proportion of 'don't knows' than in previous quarters. This adjustment variable aims to reduce this effect.

NUM5UP - Numol - uplifted number with 5 or more GCSE's

(1.00 – 1.12)

FREQUENCY: Each quarter from Spring 04 to Winter 04.

COVERAGE: Applies to all respondents who have GCSE's at grade C or above, CSE's at grade 1, O-levels, Standard grades 1-3/O grades C or above, or Intermediate Scottish National Qualifications at Level 1 Grade B or above or Level 2 Grade D or above (QGCSE4 = 6 or GCSE4 ≠ 6 or QUALS4 = 19).

NOTES: In order to obtain more detail on GCSE passes at Grade C and above, the number of response categories in NUMOL4 were increased. The outcome was a higher proportion of 'don't knows' than in previous quarters. These factors, when applied, correct the discontinuity arising from increased 'Don't know' responses.

NUMOL - Number of O levels or equivalent

Spring 93 to Winter 93

- (1) 4 or more passes at this level
- (2) Fewer than 4

Spring 94 onwards

- (1) Fewer than 5 passes
- (2) 5 or more passes at this level

FREQUENCY: Each quarter from Spring 93 to Winter 03.

COVERAGE: Applies to all respondents who have an O-level qualification or equivalent (Spring 03 to Winter 95: QUAL = 20; From Spring 96: QUALS = 17 OR QUALS = 11 AND SCE = 2 OR QUALS = 18 AND GCSE = 1 OR QUALS = 19 AND CSE = 1).

In Winter 96/97 Northern Ireland respondents were not properly routed to NUMOL, leading to 32,000 cases being coded -9(DNA).

BTEC - Highest BTEC qualification

- (1) Higher level (level 4)
- (2) National Certificate of National Diploma Level (level 3)
- (3) First diploma or general diploma (level 2)
- (4) First certificate or general certificate (below level 2)
- (5) Don't know

FREQUENCY: Each quarter from Spring 96

COVERAGE: Applies to all respondents who have a BTEC, BEC or TEC qualification (Spring 96 to Winter 03: QUALS = 5; From Spring 04: QUALS4 = 5).

NOTES: In Spring 04 the text in this question was amended to include the level number of each of the stages of this qualification.

SCTVEC - Highest SCOTVEC qualification

- (1) Higher level (level 4)
- (2) Full National Certificate (level 3)
- (3) First diploma or general certificate (level 2)
- (4) First certificate or general certificate (below level 2)
- (5) Modules towards a National Certificate
- (6) Don't know

FREQUENCY: Each quarter from Spring 97

COVERAGE: Applies to all respondents who have a SCOTVEC, SCOTEC or SCOTBEC qualification (Spring 97 to Winter 03: QUALS = 6; From Spring 04: QUALS4 = 6).

NOTES: In Spring 04 the text in this question was amended to include the level number of each of the stages of this qualification.

This variable replaced SCOTVEC.

RSA - Highest RSA

- (1) Higher diploma
- (2) Advanced diploma or advanced certificate
- (3) Diploma
- (4) Some other RSA (including Stage I, II and III)
- (5) Don't know

FREQUENCY: Each quarter from Spring 96

COVERAGE: Applies to all respondents who have a RSA qualification (Spring 96 to Winter 03: QUALS = 20; From Spring 04: QUALS4 = 24).

NOTES: The levels in RSA (now renamed OCR) are as follows:

- Higher diploma = level 4
- Advanced diploma/certificate = level 3
- Diploma = level 2
- Other RSA (including stage I, II, III) = level 1

CANDG - Highest City and Guilds qualification

Spring 96 to Winter 96

- (1) Advanced craft
- (2) Craft
- (3) Some other City and Guilds qualification
- (4) Don't know

Spring 97 onwards

- (1) Advanced craft/part 3
- (2) Craft/part 2
- (3) Foundation/part 1
- (4) Don't know

FREQUENCY: Each quarter from Spring 96

COVERAGE: Applies to all respondents who have a City & Guilds qualification (Spring 96 to Winter 03: QUALS = 21; From Spring 04: QUALS4 = 25).

NOTES: The City & Guilds qualification levels are as follows:

- Advanced Craft/part 3 = Level 3
- Craft/part 2 = Level 2
- Foundation/part 1 = Level 1

Full technology certificate, licentiateship, advanced craft senior, advanced certificate and stage 3 are coded as advanced craft/part 3.

Stage 2 or Diploma in Vocational Education at intermediate level are coded as craft/part 2.

QGNVQ - Whether respondent has any GNVQs/GSVQs

- (1) **Yes**
- (2) **No**
- (3) **Don't know**
- (4) **Never heard of GNVQs**

FREQUENCY: Each quarter from Spring 96

COVERAGE: Applies to all respondents who have a qualification, but not a GNVQ/GSVQ (Spring 96 to Winter 03: QUALCH = 1, 2, 3, 5 AND QUALS = 13; From Spring 04 to Winter 04: QUALCH4 = 1, 2, 3, 4 or 6 AND QUALS4 ≠ 15; From Spring 05: QUALCH5 = 1, 2, 3, 4, 5 or 7 AND QUALS4 ≠ 15).

NOTES: Code 4 'Never heard of GNVQs' is only available for personal, not proxy interviews. If a proxy respondent "has never heard of them", code 3 'Don't know' is entered.

GNVQ4 - Type of highest GNVQ/GSVQ already held

- (1) **Advanced level**
- (2) **Full intermediate level**
- (3) **Part one intermediate level**
- (4) **Full foundation level**
- (5) **Part one foundation level**
- (6) **Don't know**

FREQUENCY: Each quarter from Spring 04

COVERAGE: Applies to respondents who have a GNVQ or GSVQ qualification (QGNVQ = 1 OR QUALS4 = 15).

NOTES: This variable replaces GNVQ. The categories have been subdivided further than was previously the case. A full qualification = 6 units. A part qualification = 3 units.

GNVQ - Highest GNVQ/GSVQ

- (1) **Advanced level**
- (2) **Intermediate level**
- (3) **Foundation level**
- (4) **Don't know**

FREQUENCY: Each quarter from Spring 96 to Winter 03.

COVERAGE: Applies to all respondents who have a GNVQ/GSVQ qualification (QGNVQ = 1 or QUALS = 13).

NVQSVQ - Whether respondent has any full NVQs or SVQs

- (1) Yes
- (2) No
- (3) Don't know
- (4) Never heard of NVQs/SVQs

FREQUENCY: Each quarter from Spring 93

COVERAGE: Applies to all respondents who have qualifications and have not previously stated that they have NVQs/SVQs (Spring 93 to Winter 95: QUALCH = 1, 3 or NA; Spring 96 to Winter 03: QUALCH = 1, 2, 3, 5, NA AND QUALS = 12; From Spring 04 to Winter 04: QUALCH4 = 1, 2, 3, 4 or 6 AND QUALS4 ≠ 14; From Spring 05: QUALCH5 = 1, 2, 3, 4, 5 or 7 AND QUALS4 ≠ 14).

NOTES: Code 4 'Never heard of NVQs/SVQs' is only available for personal, not proxy interviews. If a proxy respondent "has never heard of them", code 3 'Don't know' is entered.

NVQLEV - Highest level of full NVQs or SVQs

- (1) Level 1
- (2) Level 2
- (3) Level 3
- (4) Level 4
- (5) Level 5
- (6) Don't know

FREQUENCY: Each quarter from Spring 93

COVERAGE: Applies to all respondents who have a NVQ/SVQ qualification (Spring 93 to Winter 03: NVQSVQ = 1 OR QUALS = 12; From Spring 04 NVQSVQ = 1 OR QUALS4 = 14).

NVQUN - Whether respondent has any units towards NVQs or SVQs

- (1) Yes
- (2) No
- (3) Don't know

FREQUENCY: Each quarter from Spring 93

COVERAGE: Applies to all respondents who have or have heard of NVQs/SVQs (Spring 93 to Winter 03: NVQSVQ = 1, 2 or 3 OR QUALS = 12; From Spring 04: NVQSVQ = 1, 2 or 3 OR QUALS4 = 14).

HIGHEST QUALIFICATION

HIQUAL5 - Highest qualification/trade apprenticeship

- (1) Higher degree
- (2) NVQ level 5
- (3) First degree/foundation degree
- (4) Other degree
- (5) NVQ level 4
- (6) Diploma in higher education
- (7) HNC/HND/BTEC higher etc
- (8) Teaching – further education
- (9) Teaching – secondary education
- (10) Teaching – primary education
- (11) Teaching – foundation stage
- (12) Teaching – level not stated
- (13) Nursing etc
- (14) RSA higher diploma
- (15) Other higher education below degree
- (16) NVQ level 3
- (17) Advanced Welsh Bacculaureate
- (18) International Bacculaureate
- (19) GNVQ/GSVQ advanced
- (20) A-level or equivalent
- (21) RSA advanced diploma
- (22) OND/ONC/BTEC/SCOTVEC National etc
- (23) City & Guilds Advanced Craft/Part 1
- (24) Scottish 6 year certificate/CSYS
- (25) SCE higher or equivalent
- (26) Access qualifications
- (27) AS-level or equivalent
- (28) Trade apprenticeship
- (29) NVQ level 2 or equivalent
- (30) Intermediate Welsh Bacculaureate
- (31) GNVQ/GSVQ intermediate
- (32) RSA diploma
- (33) City & Guilds Craft/Part 2
- (34) BTEC/SCOTVEC First or General diploma etc
- (35) O-level, GCSE grade A*-C or equivalent
- (36) NVQ level 1 or equivalent
- (37) GNVQ/GSVQ foundation level
- (38) CSE below grade 1, GCSE below grade C
- (39) BTEC/SCOTVEC First or General certificate
- (40) SCOTVEC modules
- (41) RSA other
- (42) City & Guilds foundation/Part 1
- (43) YT/YTP certificate
- (44) Key skills qualification
- (45) Basic skills qualification
- (46) Entry level qualification
- (47) Other qualification
- (48) No qualifications
- (49) Don't know

FREQUENCY: Each quarter from Spring 05

COVERAGE: Applies to all respondents of working age or those in employment with qualifications.

HIQUAL5 continued on next page...

HIQUAL5 continued from previous page...

NOTES: This variable replaces HIQUAL4 from Spring 05. The response categories were expanded to include advanced and intermediate Welsh Baccalaureates.

This variable is derived from SEX, AGE, WRKING, JBAWAY, OWNBUS, RELBUS, DEGREE4, NVQLEV, QUALS4, TYPHST, BTEC, SCTVEC, TEACH4, RSA, GNVQ4, CANDG, APPR4, GCSE4, QUALCH5 & WLSHBC.

Must filter on working age otherwise those men above 64 and women above 59, in employment will be included.

HIQUAL4 - Highest qualification/trade apprenticeship

- (1) Higher degree
- (2) NVQ level 5
- (3) First degree/foundation degree
- (4) Other degree
- (5) NVQ level 4
- (6) Diploma in higher education
- (7) HNC/HND/BTEC higher etc
- (8) Teaching – further education
- (9) Teaching – secondary education
- (10) Teaching – primary education
- (11) Teaching – foundation stage
- (12) Teaching – level not stated
- (13) Nursing etc
- (14) RSA higher diploma
- (15) Other higher education below degree
- (16) NVQ level 3
- (17) GNVQ/GSVQ advanced
- (18) A-level or equivalent
- (19) RSA advanced diploma
- (20) OND/ONC/BTEC/SCOTVEC National etc
- (21) City & Guilds Advanced Craft/Part 1
- (22) Scottish 6 year certificate/CSYS
- (23) SCE higher or equivalent
- (24) Access qualifications
- (25) AS-level or equivalent
- (26) Trade apprenticeship
- (27) NVQ level 2 or equivalent
- (28) GNVQ/GSVQ intermediate
- (29) RSA diploma
- (30) City & Guilds Craft/Part 2
- (31) BTEC/SCOTVEC First or General diploma etc
- (32) O-level, GCSE grade A*-C or equivalent
- (33) NVQ level 1 or equivalent
- (34) GNVQ/GSVQ foundation level
- (35) CSE below grade 1, GCSE below grade C
- (36) BTEC/SCOTVEC First or General certificate
- (37) SCOTVEC modules
- (38) RSA other
- (39) City & Guilds foundation/Part 1
- (40) YT/YTP certificate
- (41) Key skills qualification
- (42) Basic skills qualification
- (43) Entry level qualification
- (44) Other qualification
- (45) No qualifications
- (46) Don't know

FREQUENCY: Each quarter from Spring 04

COVERAGE: Applies to all respondents of working age or those in employment with qualifications.

NOTES: This variable replaces HIQUAL. This variable is derived from SEX, AGE, WRKING, JBAWAY, OWNBUS, RELBUS, DEGREE4, NVQLEV, QUALS4, TYPHST, BTEC, SCTVEC, TEACH4, RSA, GNVQ4, CANDG, APPR4 & GCSEFUL.

Must filter on working age otherwise those men above 64 and women above 59, in employment will be included.

HIQUAL4I - Hiqual4 imputed

- (1) Higher degree
- (2) NVQ level 5
- (3) First degree/foundation degree
- (4) Other degree
- (5) NVQ level 4
- (6) Diploma in higher education
- (7) HNC/HND/BTEC higher etc
- (8) Teaching – further education
- (9) Teaching – secondary education
- (10) Teaching – primary education
- (11) Teaching – foundation stage
- (12) Teaching – level not stated
- (13) Nursing etc
- (14) RSA higher diploma
- (15) Other higher education below degree
- (16) NVQ level 3
- (17) GNVQ/GSVQ advanced
- (18) A-level or equivalent
- (19) RSA advanced diploma
- (20) OND/ONC/BTEC/SCOTVEC National etc
- (21) City & Guilds Advanced Craft/Part 1
- (22) Scottish 6 year certificate/CSYS
- (23) SCE higher or equivalent
- (24) Access qualifications
- (25) AS-level or equivalent
- (26) Trade apprenticeship
- (27) NVQ level 2 or equivalent
- (28) GNVQ/GSVQ intermediate
- (29) RSA diploma
- (30) City & Guilds Craft/Part 2
- (31) BTEC/SCOTVEC First or General diploma etc
- (32) O-level, GCSE grade A*-C or equivalent
- (33) NVQ level 1 or equivalent
- (34) GNVQ/GSVQ foundation level
- (35) CSE below grade 1, GCSE below grade C
- (36) BTEC/SCOTVEC First or General certificate
- (37) SCOTVEC modules
- (38) RSA other
- (39) City & Guilds foundation/Part 1
- (40) YT/YTP certificate
- (41) Key skills qualification
- (42) Basic skills qualification
- (43) Entry level qualification
- (44) Other qualification
- (45) No qualifications
- (46) Don't know

FREQUENCY: Spring 04 only.

COVERAGE: Applies to all respondents of working age or those in employment with qualifications.

NOTES: Changes to the questions in Spring 04 affected the estimates of highest qualifications attained due to the way the LFS impute data. ONS standard procedures meant that not all information on qualifications was brought forward from the previous quarter for respondents who could not be contacted in the Spring quarter. This variable aims to adjust the estimates of attainment and therefore reduce this effect. This affects only Spring 04 data.

HIQUAL - Highest qualification

- (1) Higher degree
- (2) NVQ level 5
- (3) First degree
- (4) Other degree
- (5) NVQ level 4
- (6) Diploma in higher education
- (7) HNC/HND, BTEC higher etc
- (8) Teaching – further education
- (9) Teaching – secondary
- (10) Teaching – primary
- (11) Teaching – level not stated
- (12) Nursing etc
- (13) RSA higher diploma
- (14) Other higher education below degree level
- (15) NVQ level 3
- (16) GNVQ advanced
- (17) A level or equivalent
- (18) RSA advanced diploma or certificate
- (19) OND/ONC, BTEC/SCOTVEC national
- (20) City and Guilds advanced craft
- (21) Scottish 6th year certificate (CSYS)
- (22) SCE higher or equivalent
- (23) AS level or equivalent
- (24) Trade apprenticeship
- (25) NVQ level 2 or equivalent
- (26) GNVQ intermediate
- (27) RSA diploma
- (28) City and Guilds craft
- (29) BTEC/SCOTVEC first or general diploma
- (30) O level, GCSE grade A-C or equivalent
- (31) NVQ level 1 or equivalent
- (32) GNVQ/GSVQ foundation level
- (33) CSE below grade 1, GCSE below grade C
- (34) BTEC first or general certificate
- (35) SCOTVEC modules or equivalent
- (36) RSA other
- (37) City and Guilds other
- (38) YT/YTP certificate
- (39) Other qualification
- (40) No qualifications
- (41) Don't know

FREQUENCY: Each quarter from Spring 96 to Winter 03.

COVERAGE: Applies to all respondents of working age or those in employment with qualifications.

NOTES: This variable is derived from SEX, AGE, QUALS, WRKING, JBAWAY, OWNBUS, RELBUS, APPREN, QUALCH, DEGREE, NVQSVQ, NVQLEV, BTEC, SCOTVEC, TEACH, RSA, GNVQ, QGNVQ, CANDG, SCE, GCSE & CSE.

Must filter on working age otherwise those men above 64 and women above 59, in employment will be included.

From Autumn 2000: Option 17 (A Level or equivalent) includes Advanced Higher National qualification (for Scotland); Option 22 (SCE higher or equivalent) includes Higher National qualification (for Scotland); Option 25 (NVQ level 2 or equivalent) includes Intermediate 2 National qualification (for Scotland); Option 31 (NVQ level 1 or equivalent) includes Intermediate 1 National qualification (for Scotland).

Codes '1-4' = degree or higher; '5-14' = higher education, below degree; '15-24' = A level or equivalent; '25-30' = GCSE A-C or equivalent; '31-38' = CSE below grade 1 or equivalent.

HIQUAL5D - Highest qualification (detailed grouping)

- (1) Degree or equivalent
- (2) Higher education
- (3) GCE, A-level or equivalent
- (4) GCSE grades A*-C or equivalent
- (5) Other qualifications
- (6) No qualification
- (7) Don't know

FREQUENCY: Each quarter from Spring 05

COVERAGE: Applies to all respondents of working age or those in employment with qualifications.

NOTES: This variable replaces HIQUAL4D. This variable is derived from HIQUAL5.

HIQUAL4D - Highest qualification (detailed grouping)

- (1) Degree or equivalent
- (2) Higher education
- (3) GCE, A-level or equivalent
- (4) GCSE grades A*-C or equivalent
- (5) Other qualifications
- (6) No qualification
- (7) Don't know

FREQUENCY: Each quarter from Spring 04 to Winter 04.

COVERAGE: Applies to all respondents of working age or those in employment with qualifications.

NOTES: This variable replaces HIQUALD. This variable is derived from HIQUAL4.

HIQUAL4DI - Hiqual4d imputed

- (1) Degree or equivalent
- (2) Higher education
- (3) GCE, A-level or equivalent
- (4) GCSE grades A*-C or equivalent
- (5) Other qualifications
- (6) No qualification
- (7) Don't know

FREQUENCY: Spring 04 only.

COVERAGE: Applies to all respondents of working age or those in employment with qualifications.

NOTES: This variable is derived from HIQUAL4.

Changes to the questions in Spring 04 affected the estimates of highest qualifications attained due to the way the LFS impute data. ONS standard procedures meant that not all information on qualifications was brought forward from the previous quarter for respondents who could not be contacted in the Spring quarter. This variable aims to adjust the estimates of attainment and therefore reduce this effect. This affects only Spring 04 data.

HIQUALD - Highest qualification (detailed grouping)

- (1) Degree or equivalent
- (2) Higher Education
- (3) GCE A Level or equivalent
- (4) GCSE grades A*-C or equivalent
- (5) Other qualification
- (6) No qualification
- (7) Don't know

FREQUENCY: Each quarter from Spring 96 to Winter 03.

COVERAGE: Applies to all respondents of working age or those in employment with qualifications.

NOTES: This DV replaces HIQUAPD from Spring 1996.

LEVQUAL5 - Level of highest qualification held

- (1) NVQ level 4 and above
- (2) NVQ level 3
- (3) Trade apprenticeships
- (4) NVQ level 2
- (5) Below NVQ level 2
- (6) Other qualifications
- (7) No qualifications

FREQUENCY: Each quarter from Spring 05

COVERAGE: Applies to all respondents of working age or those in employment with qualifications.

NOTES: This variable replaces LEVQUAL from Spring 05. The underlying variable HIQUAL4 has been replaced by the new variable HIQUAL5.

This variable is derived from HIQUAL5, NUMAL, NUMAS, ADVHST, NUMSCE, HST & NUMOL5.

LEVQUAL - Level of highest qualification held

- (1) NVQ level 4 and above
- (2) NVQ level 3
- (3) Trade apprenticeships
- (4) NVQ level 2
- (5) Below NVQ level 2
- (6) Other qualifications
- (7) No qualifications

FREQUENCY: Each quarter from Spring 2001 to Winter 04.

COVERAGE: Applies to all respondents of working age or those in employment with qualifications.

NOTES: This variable is derived from HIQUAL4, NUMAL, NUMAS, ADVHST, NUMSCE, HST & NUMOL4.

LEVQUALI - Levqual imputed

- (1) **NVQ level 4 and above**
- (2) **NVQ level 3**
- (3) **Trade apprenticeships**
- (4) **NVQ level 2**
- (5) **Below NVQ level 2**
- (6) **Other qualifications**
- (7) **No qualifications**

FREQUENCY: Spring 04 only.

COVERAGE: Applies to all respondents of working age or those in employment with qualifications.

NOTES: This variable is derived from HIQUAL4, NUMAL, NUMAS, ADVHST, NUMSCE, HST & NUMOL4.

Changes to the questions in Spring 04 affected the estimates of highest qualifications attained due to the way the LFS impute data. ONS standard procedures meant that not all information on qualifications was brought forward from the previous quarter for respondents who could not be contacted in the Spring quarter. This variable aims to adjust the estimates of attainment and therefore reduce this effect. This affects only Spring 04 data.

HITQUA5 - Highest qualification training leads to

- (1) Higher degree
- (2) NVQ level 5
- (3) First degree
- (4) Other degree
- (5) NVQ level 4
- (6) Diploma in higher education
- (7) HNC/HND/BTEC/SCOTVEC/Higher etc
- (8) Teaching qualification
- (9) Nursing qualification
- (10) RSA higher diploma
- (11) Other higher education below degree
- (12) NVQ level 3
- (13) A-level or equivalent
- (14) International Baccalaureate
- (15) RSA advanced diploma
- (16) OND/ONC/BTEC/SCOTVEC national level
- (17) City & Guilds advanced craft/part 3
- (18) Scottish 6th year certificate (CSYS)
- (19) SCE higher or equivalent
- (20) Access to HE
- (21) AS-level or equivalent
- (22) Trade apprenticeship
- (23) NVQ level 2 or equivalent
- (24) Welsh Baccalaureate advanced and intermediate level
- (25) GNVQ Intermediate
- (26) RSA diploma
- (27) City & Guilds craft/part 2
- (28) BTEC/SCOTVEC first or general diploma etc
- (29) O-level/GCSE or equivalent
- (30) NVQ level 1 or equivalent
- (31) GNVQ/GSVQ foundation level
- (32) BTEC/SCOTVEC first or general certificate etc
- (33) SCOTVEC modules or equivalent
- (34) RSA other
- (35) City & Guilds foundation/part 1
- (36) Key skills qualification
- (37) Basic skills qualification
- (38) Entry level qualification
- (39) Other qualification
- (40) No qualification
- (41) Don't know

FREQUENCY: Each quarter from Spring 05

COVERAGE: Applies to all respondents of working age training towards a qualification or those in employment.

NOTES: This variable replaces HITQUA4 from Spring 05. The response categories have been expanded to include International Baccalaureates and advanced and intermediate Welsh Baccalaureates.

This variable is derived from AGE, QULNOW, DEGNOW, NVQLE2, QULHI4, TECNOW, SCNOW, RSANOW, GNVNOW4, CGNOW, APPR4 & HSTNOW.

HITQUA4 - Highest qualification training leads to

- (1) Higher degree
- (2) NVQ level 5
- (3) First degree
- (4) Other degree
- (5) NVQ level 4
- (6) Diploma in higher education
- (7) HNC/HND/BTEC/SCOTVEC/Higher etc
- (8) Teaching qualification
- (9) Nursing qualification
- (10) RSA higher diploma
- (11) Other higher education below degree
- (12) NVQ level 3
- (13) A-level or equivalent
- (14) RSA advanced diploma
- (15) OND/ONC/BTEC/SCOTVEC national level
- (16) City & Guilds advanced craft/part 3
- (17) Scottish 6th year certificate (CSYS)
- (18) SCE higher or equivalent
- (19) Access to HE
- (20) AS-level or equivalent
- (21) Trade apprenticeship
- (22) NVQ level 2 or equivalent
- (23) GNVQ Intermediate
- (24) RSA diploma
- (25) City & Guilds craft/part 2
- (26) BTEC/SCOTVEC first or general diploma etc
- (27) O-level/GCSE or equivalent
- (28) DO NOT USE
- (29) NVQ level 1 or equivalent
- (30) GNVQ/GSVQ foundation level
- (31) BTEC/SCOTVEC first or general certificate etc
- (32) SCOTVEC modules or equivalent
- (33) RSA other
- (34) City & Guilds foundation/part 1
- (35) Key skills qualification
- (36) Basic skills qualification
- (37) Entry level qualification
- (38) Other qualification
- (39) No qualifications
- (40) Don't know

FREQUENCY: Each quarter from Spring 04 to Winter 04.

COVERAGE: Applies to all respondents of working age training towards a qualification or those in employment.

NOTES: This variable replaces HITQUA from Spring 04. This variable is derived from AGE, QULNOW, DEGNOW, NVQLE2, QULHI4, TECNOW, SCNOW, RSANOW, GNVNOW4, CGNOW, APPR4 & HSTNOW.

HITQUA - Highest qualification being worked for

- (1) Higher degree
- (2) NVQ level 5
- (3) First degree
- (4) Other degree
- (5) NVQ level 4
- (6) Diploma in higher education
- (7) HNC/HND, BTEC higher etc
- (8) Teaching
- (9) Nursing etc
- (10) RSA higher diploma
- (11) Other higher education below degree level
- (12) NVQ level 3
- (13) GNVQ advanced
- (14) A level or equivalent
- (15) RSA advanced diploma
- (16) OND/ONC, BTEC/SCOTVEC national
- (17) City and Guilds advanced craft
- (18) Scottish 6th year certificate (CSYS)
- (19) SCE higher or equivalent
- (20) AS level or equivalent
- (21) Trade apprenticeship
- (22) NVQ level 2 or equivalent
- (23) GNVQ intermediate
- (24) RSA diploma
- (25) City and Guilds craft
- (26) BTEC/SCOTVEC first or general diploma
- (27) O level, GCSE grade A-C or equivalent
- (28) NVQ level 1 or equivalent
- (29) GNVQ/GSVQ foundation level
- (30) CSE below grade 1, GCSE below grade C
- (31) BTEC/SCOTVEC first or general certificate
- (32) SCOTVEC modules or equivalent
- (33) RSA other
- (34) City and Guilds other
- (35) YT/YTP certificate
- (36) Other qualification

FREQUENCY: Spring and Autumn quarters only from 96. Each quarter from Spring 2000 (not Summer 2000) to Winter 03.

COVERAGE: Applies to all respondents in employment and all other men aged 16-64 and women aged 16-59 training towards a qualification.

NOTES: The position of trade apprenticeships is nominal. Individual apprenticeships may be equivalent to a lower level and those people working for higher qualifications may be doing this as part of a trade apprenticeship. The variable is derived from AGE, QULNOW, QULHI, NVQKN2, DEGNOW, NVQLE2, TECNOW, SCONOW, RSANOW, GNVNOW, CGNOW, SCNOW, HSTNOW, APPREN.

This variable was not included on the Summer 2000 datasets.

From Autumn 2000: Option 14 (A Level or equivalent) includes Advanced Higher National qualification. Option 19 (SCE higher or equivalent) includes Higher National qualification. Option 22 (NVQ level 2 or equivalent) includes Intermediate 2 National qualification. Option 28 (NVQ level 1 or equivalent) includes Intermediate 1 National qualification.

QALPL99 - How highest qualification obtained

- (1) **Solely at school, college or some other education institution**
- (2) **Solely at a place of work – yours or somebody else's**
- (3) **Through a combination of workplace and academic institution**
- (4) **In some other way**
- (5) **Don't know**

FREQUENCY: Spring quarters only from Spring 99

COVERAGE: Applies to all respondents of working age with qualifications.

QLPLO99 - Way highest qualification obtained

- (1) **Government training**
- (2) **Self directed / open learning**
- (3) **Taking exam without taking a course**
- (4) **Other**
- (5) **Don't know**

FREQUENCY: Spring quarters only from Spring 99

COVERAGE: Applies to all respondents who obtained their highest qualification not solely through an academic institution or solely at a place of work or through a combination of the two.

VOCQPL - How highest vocational qualification obtained

- (1) **Solely at school, college or some other education institution**
- (2) **Solely at a place of work – yours or somebody else's**
- (3) **Through a combination of workplace and academic institution**
- (4) **In some other way**
- (5) **Don't know**

FREQUENCY: Spring quarters only from Spring 99

COVERAGE: Applies to all respondents of working age with vocational qualifications.

VCQPLO - Way highest vocational qualification obtained

- (1) **Government training**
- (2) **Self directed / open learning**
- (3) **Taking exam without taking a course**
- (4) **Other**
- (5) **Don't know**

FREQUENCY: Spring quarters only from Spring 99

COVERAGE: Applies to all respondents who obtained their highest vocational qualification not solely through an academic institution or solely at a place of work or through a combination of the two.

YERQAL1 - When obtained highest qualification

- (1) **Answer given as age**
- (2) **Answer given as year**

FREQUENCY: Each quarter from Spring 01

COVERAGE: Applies to all respondents with qualifications (Spring 01 to Winter 03: QUALCH = 1, 2, 3, or 5 AND QUALS = RESPONSE; From Spring 04 to Winter 04: QUALCH4 = 1, 2, 3, 4 or 6 AND QUALS4 = RESPONSE; From Spring 05: QUALCH5 = 1, 2, 3, 4, 5 or 7 AND QUALS4 = RESPONSE).

NOTES: Respondents may reply by either giving the age at which they achieved their highest qualification or in what year they did so.

YERQAL2 - Age obtained highest qualification

- (1) **Answer given as age**

FREQUENCY: Each quarter from Spring 01

COVERAGE: Applies to all respondents who give their age at which they obtained their highest qualification (YERQAL1 = 1).

YERQAL3 - Year obtained highest qualification

- (1) **Answer given as year**

FREQUENCY: Each quarter from Spring 01

COVERAGE: Applies to all respondents who give the year at which they obtained their highest qualification (YERQAL1 = 2).

SUBCOD(1-8) - Area of study

- (1.00 – 9.99) **Codes for Area of Study**

FREQUENCY: Each quarter from Summer 01

COVERAGE: Applies to all respondents who have a vocational qualification.

NOTES: This is the subject of study of the highest level 2 qualifications and above already held (excludes degrees and GCSE/O-level/A-level and equivalents).

A new coding frame was introduced in Spring 04. LFS User Guide Volume 5 (LFS Classifications) gives a complete breakdown of codes.

This variable replaces SUBCODE from Summer 01.

SUBNO(1-8) - Qualification at subcod1-8

- (1) Higher degree
- (2) NVQ/SVQ level 5
- (3) First degree
- (4) Other degree level qualification
- (5) NVQ/SVQ level 4
- (6) Diploma in higher education
- (7) HNC/HND
- (8) Higher level of BTEC, BEC or TEC
- (9) Higher level of SCOTBEC etc
- (10) Teaching qualification
- (11) Nursing or medical qualification
- (12) RSA higher diploma
- (13) Higher education, below degree qualification
- (14) NVQ/SVQ level 3
- (15) Advanced GNVQ/GSVQ
- (16) A-level/Scot advanced higher
- (17) RSA advanced diploma/certificate
- (18) BTEC, BEC, TEC National certificate/diploma
- (19) SCOTBEC, SCOTEC, SCOTVEC National
- (20) ONC/OND
- (21) City & Guilds craft/part 3
- (22) Certificate of sixth year studies (CSYS)
- (23) SCE higher or equivalent
- (24) AS-level
- (25) NVQ/SVQ level 2
- (26) Intermediate GNVQ/GSVQ
- (27) RSA diploma
- (28) City & Guilds craft/part 2
- (28) BTEC, BEC, TEC First certificate/diploma

FREQUENCY: Each quarter from Summer 03

COVERAGE: Applies to all respondents who have a vocational qualification.

NOTES: This variable is only available on ONS datasets.

KEY SKILLS QUALIFICATIONS

KEYHOLD - Any Key Skills qualifications

- (1) **Yes**
- (2) **No**
- (3) **Don't know**
- (4) **Never heard of Key Skills**

FREQUENCY: Autumn and Winter quarters only from Autumn 02 to Winter 03.

COVERAGE: Applies to all respondents who are of working age and who currently hold qualifications.

NOTES: Key Skills are described in terms of units, each at 5 levels, which stretch broadly from the equivalent of GCSE (D-G) to first degree. They cover: Communication, Application of Number, Information Technology, Working with Others, Improving Own Learning and Performance, Problem Solving.

KEYINT - Intending to study for Key Skills

- (1) **Yes**
- (2) **No**

FREQUENCY: Autumn and Winter quarters only from Autumn 02 to Winter 03.

COVERAGE: Applies to all respondents who are of working age and KEYHOLD = 2, 3 OR QUALCH = NONE.

NOTES: See notes for KEYHOLD.

AGE COMPLETED FULL-TIME EDUCATION

Education refers to continuous full time education, that is education without a break. Holiday jobs do not count as a break provided that the person intended to complete the course. In addition a gap of up to a year between going to school and going to college or university would not count as a break in continuous full time education. Similarly National Service between school or college would not count as a break. A sandwich course begun immediately after school finishes would be counted as continuous full time education. Nursing training and similar vocational training undertaken while receiving a wage are not counted as part of the continuous education process.

EDAGE - Age when completed full time education

- (0-95) Age left school**
- (96) Still in education**
- (97) Never had education**

FREQUENCY: Each quarter from Spring 92

COVERAGE: Applies to all respondents in employment or of working age.

APPRENTICESHIP

APPR4 - Recognised trade apprenticeship

- (1) Yes (completed)
- (2) Yes (still doing)
- (3) Yes, has completed one apprenticeship and is now doing a further one
- (4) No

FREQUENCY: Each quarter from Spring 04

COVERAGE: Applies to all respondents who are of working age or else in work in the reference week.

NOTES: This variable replaces APPREN. The response options have been amended to take into account that people may have already completed one apprenticeship and are now working towards another, probably advanced, one.

APPREN - Recognised trade apprenticeship

Spring 92 to Winter 02

- (1) Yes (completed)
- (2) Yes (still doing)
- (3) No (including apprenticeship begun but discontinued)

Spring 03 onwards

- (1) Yes (completed)
- (2) Yes (still doing)
- (3) Yes (begun but discontinued)
- (4) No

FREQUENCY: Each quarter from Spring 92 to Winter 03.

COVERAGE: Applies to all respondents in employment or of working age.

NOTES: This variable was amended in Spring 03 to include those that began apprenticeships but then discontinued them.

There is a discontinuity in APPREN between Winter 96 and Spring 97 due to both a routing change and a routing error. Prior to Winter 96, those still at school (SCHOOL = 1) were incorrectly routed to APPREN. From Spring 97, SCHOOL was replaced by COURSE.

APPREN2 - Apprenticeship discontinued in last year

- (1) Yes
- (2) No

FREQUENCY: Spring 2003 only.

COVERAGE: Applies to all respondents who have completed or at least begun apprenticeships whether or not they did so in the past 12 months (APPREN = 1 or 3).

MODAPP4 - Whether apprenticeship part of Modern Apprenticeship

- (1) **Yes, Foundation Modern Apprenticeship**
- (2) **Yes, Advanced Modern Apprenticeship**
- (3) **Yes, FMA plus AMA**
- (4) **No**
- (5) **Don't know**

FREQUENCY: Each quarter from Spring 04

COVERAGE: Applies to all respondents who are doing or have completed a recognised apprenticeship (APPR4 = 1, 2 or 3).

NOTES: This variable replaces MODAPP.

MODAPP - Whether apprenticeship forms part of Modern Apprenticeship scheme

- (1) **(Northern Ireland) Modern Apprenticeship initiative**
- (2) **Accelerated Modern Apprenticeships**
- (3) **Neither of these**
- (4) **Never heard of Modern Apprenticeships**

FREQUENCY: Each quarter from Spring 96 to Winter 03.

COVERAGE: Applies to all respondents who did or who are still doing an apprenticeship (APPREN = 1, 2).

NOTES: Modern Apprentices can be any age but are likely to be young (under 30). Users may wish to filter by age if appropriate.

SOC2KAP - Occupation in apprenticeship

(1111-9259) Range of occupation codes

FREQUENCY: Each quarter from Spring 01

COVERAGE: Applies to all respondents.

NOTES: This variable replaces SOCAPP. This variable is derived from OCOD2KA & APPR4.

LFS User Guide Volume 5 (LFS Classifications) gives a complete breakdown of occupation codes.

The new SOC2000 variables were introduced into the Labour Force Survey in Spring 2001, because SOC90 became outdated. The extensive revisions to the Standard Occupational Classification (SOC) include a tighter definition of managerial occupations and moving many job titles between major groups to reflect the repositioning of certain jobs. New occupations have been introduced in the fields of computing, environment and conservation and customer service occupations. Most of the major groups have been re-named and all have a different composition in terms of job titles compared with their SOC90 counterparts. There is no exact correspondence between SOC90 and SOC2000 at any level.

APPSAM - Apprenticeship part of main job

- (1) **Yes**
- (2) **No**

FREQUENCY: Each quarter from Spring 01

COVERAGE: Applies to all respondents still doing an apprenticeship or have completed one and now doing another (APPR4 = 2 or 3).

NOTES: Those still doing their apprenticeship are asked for full details of what they are doing.

CURRENT STUDY

QULNOW - Whether working or studying towards a qualification

- (1) Yes
- (2) No

FREQUENCY: Spring quarters only from Spring 93 to Spring 94. Spring and Autumn quarters from Spring 95 to Autumn 99. Each quarter from Spring 2000

COVERAGE: Applies to all respondents in employment or of working age.

NOTES: This variable replaced TRGAIN. It identifies those respondents who are working towards a qualification.

DNA (-9) will include people who were not contacted in the quarter this question was asked. See Volume 1(Background and Methodology), "Imputation in the LFS", for full details.

QULFUT - Back to education in next 12 months

- (1) Yes
- (2) No

FREQUENCY: Autumn quarters only from Autumn 02

COVERAGE: Applies to all respondents in Wales who are not currently working or studying towards a qualification (QULNOW = 2).

NOTES: This variable is not available on SPSS/SAS public datasets in Autumn 02.

These questions for the National Assembly for Wales ask about where people go for information on learning opportunities. The target population is primarily adults who have just returned to education, or are considering returning to education or people currently in secondary education if they are aged 16 or over.

QULADV(1-9) - Advice on learning or training classes

- (1) School
- (2) Local college
- (3) Direct to university/college
- (4) Library
- (5) Community Education Centre
- (6) Local Careers Company
- (7) Telephone helpline – Learn Direct
- (8) Work or employer
- (9) Other response

FREQUENCY: Autumn quarters only from Autumn 02

COVERAGE: Applies to all respondents in Wales who are currently working or studying towards a qualification or are considering going back into education in the next 12 months (QULNOW = 1 OR QULFUT = 1).

NOTES: In SuperCROSS an additional variable called QULADV is available. See note on page 2 for more information on SuperCROSS variables.

See notes on QULFUT.

This variable is not available on SPSS/SAS public datasets in Autumn 02.

CARADV - Offered career advice whilst studying

- (1) Yes
- (2) No

FREQUENCY: Autumn quarters only from Autumn 02

COVERAGE: Applies to all respondents in Wales who are currently working or are of working age and currently studying or working towards any qualifications (QULNOW = 1).

NOTES: This variable is not available on SPSS/SAS public datasets in Autumn 02.

See notes on QULFUT.

CARADV2 - Sought career advice whilst studying

- (1) Yes
- (2) No

FREQUENCY: Autumn quarters only from Autumn 02

COVERAGE: Applies to all respondents in Wales who have not been offered advice about future careers or learning opportunities (CARADV = 2).

NOTES: This variable is not available on SPSS/SAS public datasets in Autumn 02.

See notes on QULFUT.

QULHI4 - What highest qualification current study towards

- (1) Degree level qualification, including foundation degrees, graduate membership of a professional institute, PGCE, or higher
- (2) Diploma in higher education
- (3) HNC/HND
- (4) ONC/OND
- (5) BTEC, EdExcel, LQL
- (6) SCOTVEC, SCOTEC or SCOTBEC
- (7) Teaching qualification (excluding PGCE)
- (8) Nursing or other medical qualification not yet mentioned
- (9) Other higher education qualification below degree level
- (10) A-level/Vocational A-level or equivalent
- (11) DO NOT USE
- (12) Welsh Baccaulaureate
- (13) International Baccaulaureate
- (14) NVQ/SVQ
- (15) GNVQ/GSVQ
- (16) AS-level/Vocational AS-level or equivalent
- (17) Certificate of sixth year studies
- (18) Access to HE
- (19) DO NOT USE
- (20) Standard Grade (Scotland)
- (21) GCSE/Vocational GCSE
- (22) DO NOT USE
- (23) National Qualifications (Scotland)
- (24) RSA/OCR
- (25) City & Guilds
- (26) DO NOT USE
- (27) Key Skills
- (28) Basic Skills
- (29) Entry Level Qualifications
- (30) Any other professional/vocational qualification/foreign qualifications

FREQUENCY: Each quarter from Spring 04

COVERAGE: Applies to all respondents who are currently working or studying towards any qualifications (QULNOW =1).

NOTES: This variable replaces QULHI. The purpose of this question is to establish the highest qualification currently being studied. All qualifications being studied are probed and the one that appears highest on the list is coded.

This question asks about a general type of qualification (e.g. City & Guilds). Further details about the level of a qualification are asked at later questions.

In Spring 05, the response option 5 changed it's wording. EdExcel has now become London Qualifications Ltd (LQL) and 'BEC/TEC' were removed as they are no longer available.

QULHI - Type of qualification being studied for

Spring 93 - Autumn 95

- (1) Higher degree
- (2) First degree
- (3) Other degree level qualification such as graduate membership of professional institute
- (4) Diplomas in higher education
- (5) HNC/HND, Higher level of BTEC, BEC, SCOTBEC, TEC or SCOTEC-SCOTVEC.
- (6) Teaching qualification
- (7) Nursing or other medical qualification not yet mentioned
- (8) Other Higher Education qualifications below degree level
- (9) RSA higher diploma
- (10) A-level or equivalent
- (11) RSA advanced diploma/certificate
- (12) BTEC, BEC, SCOTBEC, TEC or SCOTEC/SCOTVEC, National ONC/OND
- (13) City and Guilds advanced craft
- (14) Scottish Certificate of 6th year Studies (Scottish CSYS) or equivalent
- (15) SCE (Higher) or equivalent
- (16) A-S level; Certificate of 6th Year Studies (CSYS) or equivalent
- (17) RSA diploma
- (18) City & Guilds craft
- (19) BTEC, BEC, SCOTBEC TEC or SCOTEC-SCOTVEC First diploma or General diploma
- (20) O-level; GCSE grades A, B, C; SCE Standard grades 1, 2, 3; SCE Ordinary grades A, B, C; CSE grade 1 or equivalent CSE, GCSE, SCE
- (21) CSE, GCSE, SCE not yet mentioned
- (22) BTEC, BEC, SCOTBEC, TEC or SCOTEC-SCOTVEC First certificate or General certificate
- (23) YT Certificate (YTP in Northern Ireland)
- (24) SCOTVEC National Certificate modules
- (25) RSA other qualification
- (26) City & Guilds other qualification
- (27) Any other professional/vocational qualification
- (28) None of these
- (29) Don't know

Spring 96 - Winter 96

- (1) Degree level qualification or equivalent (including PGCE)
- (2) Diploma in higher education
- (3) HNC/HND
- (4) ONC/OND
- (5) BTEC, BEC or TEC
- (6) SCOTVEC, SCOTEC or SCOTBEC
- (7) Teaching qualification (excluding PGCE)
- (8) Nursing or other medical qualification
- (9) Other higher education qualification
- (10) A-level or equivalent
- (11) SCE
- (12) NVQ/SVQ
- (13) GNVQ/GSVQ
- (14) AS-level
- (15) Scottish certificate of sixth year studies (Scottish CSYS) or equivalent
- (16) Certificate of sixth year studies (CSYS) or equivalent
- (17) O-level or equivalent
- (18) GCSE
- (19) CSE
- (20) RSA
- (21) City & Guilds
- (22) YT Certificate
- (23) Any other professional/vocational qualification/foreign qualification
- (24) Don't know

QULHI continued on next page...

QULHI continued from previous page...

Spring 97 to Spring 2000

- (1) Degree level qualification or equivalent (including PGCE)
- (2) Diploma in higher education
- (3) HNC/HND
- (4) ONC/OND
- (5) BTEC, BEC or TEC
- (6) SCOTVEC, SCOTEC or SCOTBEC
- (7) Teaching qualification (excluding PGCE)
- (8) Nursing or other medical qualification
- (9) Other higher education qualification
- (10) A-level or equivalent
- (11) SCE Higher
- (12) NVQ/SVQ
- (13) GNVQ/GSVQ
- (14) AS-level
- (15) Certificate of sixth year studies (CSYS) or equivalent
- (17) SCE Standard
- (18) GCSE
- (20) RSA
- (21) City & Guilds
- (22) YT Certificate
- (23) Any other professional/vocational qualification/foreign qualification
- (24) Don't know

QULHI continued on next page...

QULHI continued from previous page...

Autumn 2000 onwards

- (1) Degree level qualification or equivalent (including PGCE)
- (2) Diploma in higher education
- (3) HNC/HND
- (4) ONC/OND
- (5) BTEC, BEC or TEC
- (6) SCOTVEC, SCOTEC or SCOTBEC
- (7) Teaching qualification (excluding PGCE)
- (8) Nursing or other medical qualification
- (9) Other higher education qualification
- (10) A-level/Vocational A Level or equivalent
- (11) DO NOT USE
- (12) NVQ/SVQ
- (13) GNVQ/GSVQ
- (14) AS-level
- (15) DO NOT USE
- (17) SCE Standard
- (18) GCSE/Vocational GCSE
- (20) RSA
- (21) City & Guilds
- (22) YT Certificate
- (23) Any other professional/vocational qualification/foreign qualification
- (24) DO NOT USE
- (25) National Qualifications (Scotland)

FREQUENCY: Spring quarters only from Spring 93 to Spring 94. Spring and Autumn quarters from Spring 95 to Autumn 99. Each quarter from Spring 2000 to Winter 03.

COVERAGE: Applies to all respondents in employment and all working age respondents who are working towards a qualification (QULNOW = 1).

NOTES: This variable replaces and expands on TRQUAL. DNA (-9) will include people who were not contacted in the quarter this question was asked. See Volume 1 (Background & Methodology) of the LFS User Guide, "Imputation in the LFS" for details.

The purpose of this question is to establish the highest qualification currently being studied. Interviewers probe for all qualifications being studied and code the one that appears highest on the list. The generic qualification is collected at this question, e.g. "City & Guilds", and the level, e.g. "advanced craft" coded at the subsidiary question.

From Autumn 2000, the Scottish Executive and the Department for Education and Employment requested that the LFS records new qualifications (see codes 10, 18 and 25) and the removal of certain qualifications from the coding frame for current study (see codes 11 and 15).

From Spring 03: A new type of qualification known as a Foundation degree was introduced in England in Autumn 01. Foundation degrees are new employment-related, higher education qualifications and are offered full and part-time, taking two or three years to complete.

DEGNOW - Level of degree**Spring 96 to Winter 02**

- (1) Higher degree (including PGCE)
- (2) First degree
- (3) Other (e.g. graduate member of a professional institute or chartered accountant)
- (4) Don't know

Spring 03 onwards

- (1) Higher degree (incl. PGCE)
- (2) First degree
- (3) Foundation degree
- (4) Other (e.g. graduate member of a professional institute or chartered accountant)
- (5) Don't know

FREQUENCY: Spring and Autumn quarters only from Spring 96 to Autumn 99. Each quarter from Spring 2000

COVERAGE: Applies to all respondents who are studying for a degree-level qualification or higher (Spring 96 to Winter 03: QULHI = 1; From Spring 04: QULHI4 = 1).

NOTES: Foundation degrees are employment-related, higher education qualifications and are offered full and part-time, taking two or three years to complete.

HGHNOW - Type of higher degree studied for

- (1) A Doctorate
- (2) A Master
- (3) A Post Graduate Certificate in Education
- (4) Or some other kind of postgraduate or professional qualification
- (5) Don't know

FREQUENCY: Spring and Autumn quarters only from Spring 99

COVERAGE: Applies to all respondents who are studying for a higher degree (DEGNOW=1).

TECNOW - Level of BTEC/EdExcel/LQL

- (1) Higher level (level 4)
- (2) National Certificate or National diploma level (level 3)
- (3) First diploma or general diploma level (level 2)
- (4) First certificate or general certificate level (below level 2)
- (5) Don't know

FREQUENCY: Spring and Autumn quarters only from Spring 96 to Autumn 99. Each quarter from Spring 2000

COVERAGE: Applies to all respondents who are studying for a BTEC, BEC or TEC qualification (Spring 96 to Winter 03: QULHI = 5; From Spring 04: QULHI4 = 5).

In Spring 05, the response option 5 changed its wording. EdExcel has now become London Qualifications Ltd (LQL) and 'BEC/TEC' were removed as they are no longer available.

SCNOW - Level of SCOTVEC/SCOTEC/SCOTBEC

- (1) Higher level
- (2) Full National Certificate
- (3) First diploma or general diploma level
- (4) First certificate or general certificate level
- (5) Modules towards a National Certificate
- (6) Don't know

FREQUENCY: Spring and Autumn quarters only from Spring 97 to Autumn 99. Each quarter from Spring 2000

COVERAGE: Applies to all respondents who are studying for a SCOTVEC, SCOTEC or SCOTBEC qualification (Spring 97 to Winter 03: QULHI = 6; From Spring 04: QULHI4 = 6).

NOTES: This variable replaced SCONOW from Spring 97.

GNVNOW4 - Level GNVQ/GSVQ current study towards

- (1) Full intermediate
- (2) Part one intermediate
- (3) Full foundation
- (4) Part one foundation
- (5) Don't know

FREQUENCY: Each quarter from Spring 04

COVERAGE: Applies to all respondents who are studying for a GNVQ or GSVQ (QULHI4 = 15).

NOTES: This variable replaces GNVNOW. GNVQ Advanced level has been replaced by 'Vocational A-level'.

GNVNOW - Level of GNVQ/GSVQ**Spring 96 to Spring 2000**

- (1) Advanced level
- (2) Intermediate level
- (3) Foundation level
- (4) Don't know

Autumn 2000 onwards

- (1) DO NOT USE
- (2) Intermediate level
- (3) Foundation level
- (4) Don't know

FREQUENCY: Spring and Autumn quarters only from Spring 96 to Autumn 99. Each quarter from Spring 2000 to Winter 03.

COVERAGE: Applies to all respondents who are studying for a GNVQ or GSVQ qualification (QULHI = 13).

NOTES: From Autumn 2000, the Scottish Executive and the Department for Education and Employment requested the removal of certain qualifications from the coding frame for current study. In this variable code 1 (Advanced level) has been removed.

RSANOW - Level of RSA

- (1) **Higher diploma level**
- (2) **Advanced diploma or advanced certificate level**
- (3) **Diploma level**
- (4) **Some other RSA level (including stages I, II & III)**
- (5) **Don't know**

FREQUENCY: Spring and Autumn quarters only from Spring 96 to Autumn 99. Each quarter from Spring 2000

COVERAGE: Applies to all respondents who are studying for a RSA qualification (Spring 96 to Winter 03: QULHI = 20; From Spring 04: QULHI4 = 24).

CGNOW - Level of City & Guilds

Spring to Autumn 96

- (1) **Advanced craft level**
- (2) **Craft level**
- (3) **Some other level**
- (4) **Don't know**

Spring 97 onwards

- (1) **Advanced craft/part3**
- (2) **Craft level/part 2**
- (3) **Foundation/part 1**
- (4) **Don't know**

FREQUENCY: Spring and Autumn quarters only from Spring 96 to Autumn 99. Each quarter from Spring 2000

COVERAGE: Applies to all respondents who are studying for a City & Guilds qualification (Spring 96 to Winter 03: QULHI = 21; From Spring 04: QULHI4 = 25).

HSTNOW - Level at which studying for National qualification

- (1) **Access level**
- (2) **Intermediate level 1**
- (3) **Intermediate level 2**
- (4) **Higher**
- (5) **Advanced Higher**

FREQUENCY: Autumn and Winter quarters only in 2000 (on ONS datasets). Each quarter from Spring 01

COVERAGE: Applies to all respondents who are studying for a Scottish National Qualification (Autumn 2000 to Winter 03: QULHI= 25; From Spring 04: QULHI4 = 23).

NVQKN2 - Whether working towards any NVQs or SVQs

- (1) Yes
- (2) No
- (3) Don't know

FREQUENCY: Spring quarters only from Spring 93 to Spring 94. Spring and Autumn quarters from Spring 95 to Autumn 99. Each quarter from Spring 2000

COVERAGE: Applies to all respondents who are studying for a qualification (Spring 93 to Winter 03: QULNOW = 1 AND NVQSVQ ≠ 4 AND QULHI ≠ 12; From Spring 04: QULNOW = 1 AND NVQSVQ ≠ 4 AND QULHI4 ≠ 14).

NVQLE2 - Highest level of NVQs or SVQs being worked towards

- (1) Level 1
- (2) Level 2
- (3) Level 3
- (4) Level 4
- (5) Level 5
- (6) Don't know

FREQUENCY: Spring quarters only from Spring 93 to Spring 94. Spring and Autumn quarters from Spring 95 to Autumn 99. Each quarter from Spring 2000

COVERAGE: Applies to all respondents who are studying for a NVQ or SVQ qualification (Spring 93 to Winter 03: NVQKN2 = 1 OR QULHI = 12; From Spring 04: NVQKN2 = 1 OR QULHI4 = 14).

NVQUN2 - Whether respondent has units towards full NVQ/SVQ

- (1) Yes
- (2) No
- (3) Don't know

FREQUENCY: Each quarter from Spring 04

COVERAGE: Applies to all respondents who do not have any units towards an NVQ/SVQ and are not currently working towards a full NVQ or SVQ (NVQUN = 2 AND NVQKN2 = 2).

CURCODE - Area of study

(1.00 – 9.99) Codes for Area of Study

FREQUENCY: Each quarter from Spring 01

COVERAGE: Applies to all respondents who are currently studying for a qualification.

NOTES: This is the subject of study of the highest level 2 qualifications and above currently being studied (excludes degrees and GCSE/O-level/A-level and equivalents).

A new coding frame was introduced in Spring 04. LFS User Guide Volume 5 (LFS Classifications) gives a complete breakdown of codes.

TYPE OF COURSE

ENROLL - Whether enrolled on education course

- (1) Yes
- (2) No

FREQUENCY: Each quarter from Spring 92

COVERAGE: Applies to all respondents who are in employment or of working age.

NOTES: This variable also includes those who are temporarily absent or on vacation from the course, but who still intend to return to the course.

ATTEND - Whether still attending education course

Spring 93 to Winter 96

- (1) Yes
- (2) No/not yet started

Spring 97 onwards

- (1) Still attending
- (2) Waiting for term to (re)start
- (3) Stopped going

FREQUENCY: Each quarter from Spring 93

COVERAGE: Applies to all respondents who are currently at school or enrolled on a full-time/part-time course (ENROLL = 1).

NOTES: The aim is to check that the respondent is not only enrolled but still actually attending the course. For distance learning "going to" means "taking part in" or "using".

Respondents who have enrolled on a course but have not started at the time of interview are coded 2 'Waiting for term to (re)start'. The introduction of this category in Spring 97 caused a discontinuity in data on full-time students (see *Labour Market Trends*, June 1998).

Those who are on holiday breaks are coded 1.

CURED - Current education received

Spring 92 to Winter 96	Spring 97 onwards
(1) At school	(1) At school
(2) Sandwich course	(2) Sandwich course
(3) Full time at university, polytechnic, or college	(3) Full time at university or college
(4) Training in nursing etc	(4) Part time at school
(5) Part time at university, polytechnic, or college	(5) Training in nursing
(6) Open college	(6) Part time at university or college
(7) Open university	(7) Open college
(8) Other correspondence course	(8) Open university
(9) Course not stated	(9) Other correspondence course
(10) Enrolled but not doing course	(10) Course not stated
(11) Not stated whether doing course	(11) Enrolled but not attending
(12) Not enrolled on course	(12) Enrolled but not stated if attending
	(13) Not enrolled on course

FREQUENCY: Each quarter from Spring 92

COVERAGE: Applies to all respondents who are in employment or of working age.

NOTES: The category '(12) Not enrolled on course' was added in 1993.

From Spring 96 the definition of a full time student for official analysis purposes is in terms of CURED (CURED = 1,2,3) rather than STUDENT. All analysis which involves full time students should use the CURED definition, even if looking at quarters prior to Spring 96.

This variable is derived from AGE, SEX, WRKING, JBAYWAY, OWNBUS, RELBUS, COURSE, ENROLL & ATTEND. DNAs are quite variable over time.

For more details of this variable please see the article "Discontinuity in LFS data on education courses" in *Labour Market Trends*, June 1998.

AEDC2 - Education

(1)	Full-time education
(2)	Part-time education
(3)	Not in education
(-8)	NA
(-9)	DNA

FREQUENCY: Every year from 2000 to 2001.

COVERAGE: Applies to all respondents who are in employment or of working age.

NOTES: This variable is included only on annual local area datasets, which are available only to ONS and those government departments which sponsor the local area enhancements.

This variable is derived from CURED.

STUCUR - Whether full-time student

(1)	Full-time student
(2)	Not full-time student

FREQUENCY: Each quarter from Winter 92 to Summer 93 (on ONS datasets only). Each quarter from Autumn 93

COVERAGE: Applies to all respondents who are defined as full-time students (CURED = 1, 2 or 3).

COURSE - Type of course all persons are enrolled

Spring 92 to Winter 96

- (1) A sandwich course
- (2) Studying at university, polytechnic, college full time
- (3) Training for a qualification in nursing, physiotherapy or a similar medical subject
- (4) Part time course at university, polytechnic, or college, including day release and block release
- (5) Open college
- (6) Open University
- (7) Any other correspondence course or open learning method

Spring 97 onwards

- (1) School full time
- (2) School part time
- (3) A sandwich course
- (4) Studying at university, polytechnic, college full time
- (5) Training for a qualification in nursing, physiotherapy or a similar medical subject
- (6) Part time course at university, polytechnic, or college, including day release and block release
- (7) Open college
- (8) Open University
- (9) Any other correspondence course
- (10) Any other self/open learning course

FREQUENCY: Each quarter from Spring 92

COVERAGE: Applies to all respondents who are still attending school, 6th form college or a course of some kind or they are waiting for term to (re)start (ATTEND = 1 or 2).

NOTES: A sandwich course includes those working or studying at college during the reference week.

Studying at University, etc includes those studying for a degree in medicine and those studying at a Tertiary College. Full time courses must last 3 months or more.

Nursing, physiotherapy, etc includes those who may normally work in a hospital at the same time.

Part-time courses includes those who are working during the reference week. Also included are those studying in the evening and those on a course for less than 3 months. An evening course could be held in a school, college, polytechnic or university.

DNAs include those who are enrolled on but not attending their course.

SLEARN(1-3) - Type of activity used on training

- (1) Attend conferences, seminars or workshops
- (2) Use information from the Internet or CD ROMS
- (3) Watch TV programmes or videos
- (4) None of these

FREQUENCY: Each quarter from Spring 99 to Winter 04.

COVERAGE: Applies to all respondents who are still attending school, 6th form college or a course of some kind or they are waiting for term to (re)start (ATTEND = 1 or 2).

NOTES: Respondents can give up to three responses.

In SuperCROSS an additional variable called SLEARNM is available. See note on page 2 for more information about SuperCROSS variables.

EDINS - Type of educational establishment currently being attended

- (1) **University, college of higher education, including Open University (state system)**
- (2) **(Local) college of further education, tertiary college, or specialist further education college (state system)**
- (3) **Sixth form college (state system)**
- (4) **Adult education centre or WEA institution**
- (5) **College or university - independent (privately run)**
- (6) **Training centre or college run by an employer**
- (7) **Training centre privately run**
- (8) **State school**
- (9) **Independent school**
- (10) **Other**
- (11) **Don't know**

FREQUENCY: Winter quarters only from Winter 96

COVERAGE: Applies to all respondents in GB who are aged 16+ and are attending school, 6th form college or a course of some kind or they are waiting for term to (re)start (ATTEND = 1 or 2 OR COURSE = 1 or 2).

NOTES: DNA (-9) will include people who were not contacted in the quarter this question was asked. See Volume 1 (Background and Methodology) "Imputation in the LFS", for full details. DNAs include those who are enrolled on but not attending their course.

QUALIFICATIONS STUDIED FOR IN THE PAST 12 MONTHS

The 2003 Eurostat Ad-hoc module (Spring 2003 only) requires information about study in the past 12 months in 'the regular national education system'. As before, this is defined as pursuing a recognised national qualification in a recognised institution.

Current students and their field of study are automatically assumed equivalent status for study in the past 12 months. The new questions below are needed to establish whether those who are not currently in formal education, have been so in the past 12 months.

ENROLLY - Enrolled on course (excluding leisure) in last year

- (1) Yes
- (2) No

FREQUENCY: Spring 2003 only.

COVERAGE: Applies to all respondents who are not at present enrolled on any courses, not including leisure courses (ENROLL=2).

COURSEY - Type of course enrolled on in last year

- (1) School – full-time
- (2) School – part-time
- (3) Sandwich course
- (4) FT university, college, including 6th form college
- (5) Nursing or similar medical course
- (6) PT university/college
- (7) Open college course
- (8) Open university course
- (9) Other correspondence course
- (10) Any other self/open learning method

FREQUENCY: Spring 2003 only.

COVERAGE: Applies to all respondents who have been enrolled on a course in the past 12 months (ENROLLY = 1).

QULHIY - Highest qualification studied for in last year

- (1) Degree level qualification or equivalent (including PGCE)
- (2) Diploma in higher education
- (3) HNC/HND
- (4) ONC/OND
- (5) BTEC, BEC or TEC
- (6) SCOTVEC, SCOTEC or SCOTBEC
- (7) Teaching qualification (excluding PGCE)
- (8) Nursing or other medical qualification
- (9) Other higher education qualification
- (10) A-level/Vocational A-level or equivalent
- (12) NVQ/SVQ
- (13) GNVQ/GSVQ
- (14) AS-level
- (17) SCE Standard
- (18) GCSE/Vocational GCSE
- (20) RSA
- (21) City & Guilds
- (22) YT Certificate
- (23) Any other professional/vocational qualification/foreign qualification
- (25) National Qualifications (Scotland)

FREQUENCY: Spring 2003 only.

COVERAGE: Applies to all respondents who have been enrolled on a course in the past 12 months (ENROLLY = 1).

NOTES: Interviewers probe for all qualifications being studied and code the one that appears highest on the list.

DEGY - Type of degree studied for in last year

- (1) Higher degree (including PGCE)
- (2) First degree
- (3) Foundation degree
- (4) Other (e.g. graduate member of a professional institute or chartered accountant)
- (5) Don't know

FREQUENCY: Spring 2003 only.

COVERAGE: Applies to all respondents who said that in the last year they had studied for a degree-level qualification or higher (QULHIY = 1).

HGHY - Type of higher degree studied for in last year

- (1) **A Doctorate**
- (2) **A Masters**
- (3) **A Post Graduate Certificate in Education**
- (4) **Other postgraduate or professional qualification**
- (5) **Don't know**

FREQUENCY: Spring 2003 only.

COVERAGE: Applies to all respondents who said that in the last year they had studied for a higher degree (DEGY = 1).

NOTES: This question picks up further details of the degree course studied in the last year. It is designed to collect equivalent information to HIGHO, asked in the section on qualifications obtained.

TECY - Level of BTEC/BEC/TEC studied for in last year

- (1) **Higher level**
- (2) **National Certificate or National Diploma level**
- (3) **First Diploma or General Diploma level**
- (4) **First Certificate or General Certificate level**
- (5) **Don't know**

FREQUENCY: Spring 2003 only.

COVERAGE: Applies to all respondents who said that in the last year they had studied for a BTEC, BEC or TEC (QULHIY = 5).

SCY - Level of SCOTVEC/SCOTEC/SCOTBEC studied for in last year

- (1) **Higher level**
- (2) **Full National Certificate**
- (3) **First Diploma or General Diploma level**
- (4) **First Certificate or General Certificate level**
- (5) **Modules towards a National Certificate**
- (6) **Don't know**

FREQUENCY: Spring 2003 only.

COVERAGE: Applies to all respondents who said they were studying for a SCOTVEC, SCOTEC or SCOTBEC (QULHIY = 6).

GNVY - Level of GNVQ/GSVQ studied for in last year

- (2) **Intermediate level**
- (3) **Foundation level**

FREQUENCY: Spring 2003 only.

COVERAGE: Applies to all respondents who said that in the last year they had studied for a GNVQ or GSVQ.

RSAY - Level of RSA studied for in last year

- (1) Higher Diploma level
- (2) Advanced Diploma or Advanced Certificate level
- (3) Diploma level
- (4) Some other RSA level (including stages I, II & III)
- (5) Don't know

FREQUENCY: Spring 2003 only.

COVERAGE: Applies to all respondents who said that in the last year they had studied for an RSA (QULHIY = 20).

CGY - Level of City & Guilds studied for in last year

- (1) Advanced Craft level/ Part 3
- (2) Craft level/ Part 2
- (3) Foundation level/ Part 1
- (4) Don't know

FREQUENCY: Spring 2003 only.

COVERAGE: Applies to all respondents who said that in the last year they had studied for a City & Guilds qualification (QULHIY = 21).

HSTY - Level of National Qualification studied for in last year

- (1) Access level
- (2) Intermediate level 1
- (3) Intermediate level 2
- (4) Higher
- (5) Advanced Higher

FREQUENCY: Spring 2003 only.

COVERAGE: Applies to all respondents who said that in the last year they had studied for a National Qualification (QULHIY = 25).

NVQLEY - Highest level of NVQ/SVQ studied for in last year

- (1) Level 1
- (2) Level 2
- (3) Level 3
- (4) Level 4
- (5) Level 5
- (6) Don't know

FREQUENCY: Spring 2003 only.

COVERAGE: Applies to all respondents who said that in the last year they had studied for an NVQ or SVQ (QULHIY = 12).

CURCODEY - Subject of highest course studied for in last year

(1.00 – 9.99) Codes for Area of Study

FREQUENCY: Spring 2003 only.

COVERAGE: Applies to all respondents who have studied for a qualification in the past 12 months.

NOTES: This is the subject of study of the highest level 2 qualifications and above currently being studied for. The codes for this variable are the same as those for CURCODE and SUBCOD.

LFS User Guide Volume 5 (LFS Classifications) gives a complete breakdown of codes.

RECENTLY COMPLETED TRAINING

Job Relating Training Questions In Spring 1997

A problem with the Spring 1997 questionnaire program resulted in approximately 2,400 respondents not being asked these questions. The affected respondents were students who were still in full-time continuous education and studying at a university or college. After the error was detected attempts were made to re-interview these respondents. Approximately two thirds were successfully dealt with. Of the remainder, those interviewed at the previous wave had data rolled forward. Where this was not possible, they were treated as not answered (-8). These problem cases are identifiable since their values for ED13WK and FUTUR13 will both be -8. There are 207 such cases. This has a knock effect on the other training questions in this section which only get asked if respondents answer “yes” to ED13WK or FUTUR13. The most important one is ED4WK; a rough estimate is that there will be an undercount in Spring 1997 of about 2,000.

ED13WK - Job related training or education in the last 3 months

- (1) Yes
- (2) No

FREQUENCY: Each quarter from Summer 94

COVERAGE: Applies to all respondents in employment or of working age or in receipt of education/training.

NOTES: ED13WK and FUTUR13 were introduced in Summer 94 and for that quarter only JOBTRN, TRSITE, TRNFEE, YTRAIN and TRNLEN were linked to these questions.

FUTUR13 - Job related training or education in the last 13 weeks

- (1) Yes
- (2) No

FREQUENCY: Each quarter from Summer 94

COVERAGE: Applies to all respondents of working age and doing college-based training and those not in work or full-time education.

NOTES: ED13WK and FUTUR13 were introduced in Summer 94 and for that quarter only JOBTRN, TRSITE, TRNFEE, YTRAIN and TRNLEN were linked to these questions.

ED4WK - Job related education or training in last 4 weeks

- (1) Yes
- (2) No

FREQUENCY: Each quarter from Spring 92 (but not summer 94 - use ED4FUT)

COVERAGE: Applies to all respondents who have taken part in job-related education/training in the 3 months prior to the reference week (ED13WK = 1).

NOTES: This variable refers to education or training connected with the respondents job, or a job the respondent might be able to do in the future. See note above about problem with Spring 97 data.

FUTUR4 - Job related education or training in the last 4 weeks

- (1) Yes
(2) No

FREQUENCY: Each quarter from Spring 92 (not Summer 94)

COVERAGE: Applies to all respondents who have taken part in a job-related education/training course in the 3 months prior to the reference (FUTUR13 = 1).

NOTES: FUTUR4 applies to all men 16-64 and all women 16-59 who are not at school to whom ED4WK does not apply. This variable refers to education or training connected with a job which the respondent might be able to do in the future. To get JOBTRN for - In employment, unemployed and Inactive - ED4WK and FUTUR4 need to be added together.

There are errors in the coverage of these variables in Winter 93/94 as the question was asked of those still at school and not asked of those in 'other full-time (continuous) education'; this also affects all other variables routed from these variables.

ATRAIN - Training

- (1) Job related training in last four weeks
(2) No job related training in last four weeks

FREQUENCY: Every year from 2000

COVERAGE: Applies to all respondents of working age, not in employment who have done some job related education or training in last 4 weeks before the reference week. Includes those on 'college-based' government training programmes; and excludes those still at school.

NOTES: This variable is included only on annual local area datasets, which are available only to ONS and those government departments which sponsor the local area enhancements.

This variable is derived from ED13WK, FUTUR13, ED4WK & FUTUR4.

NA are coded -8 and DNA are coded -9 on this variable.

ED1FUT - Job related training in last week

- (1) Yes
(2) No

FREQUENCY: Each quarter from Summer 94.

COVERAGE: Applies to all respondents who have received some job-related education/training in the last 4 weeks (ED4WK = 1 OR FUTUR4 = 1).

NOTES: This variable replaced ED1WK and FUTUR1 from Summer 94.

JOBED - Was training part of the education course previously mentioned

- (1) Yes
(2) No

FREQUENCY: Each quarter from Spring 97

COVERAGE: Applies to all respondents who have taken part in job-related education/training in the previous 3 months and are on a full-time/part-time course (ED13WK = 1 OR FUTUR13 = 1 and ATTEND = 1, 2).

QUALIFICATIONS FROM STUDY IN LAST 4 WEEKS

NEWQUL - Whether education will lead to a qualification

- (1) **Lead to a qualification**
- (2) **A credit towards a qualification**
- (3) **Neither**
- (4) **Don't know**

FREQUENCY: Spring quarters only from Spring 96

COVERAGE: Applies to all respondents who have received some job-related education/training in the last 4 weeks (ED4WK = 1 OR FUTUR4 = 1).

NVQQUL - Whether education will lead to an NVQ or SVQ

- (1) **Yes**
- (2) **No**

FREQUENCY: Spring quarters only from Spring 96

COVERAGE: Applies to all respondents who said their training would lead to a qualification and who did not previously report a NVQ or SVQ (Spring 96 to Spring 03: NEWQUL = 1, 2 AND NVQKN2 = 1; From Spring 04: NEWQUL = 1,2 AND NVQSAM = 2 OR NVQKN2 = 2).

NVQSAM - Check on whether NVQ/SVQ was reported earlier in questionnaire

- (1) **Yes**
- (2) **No**

FREQUENCY: Spring quarters only from Spring 96

COVERAGE: Applies to all respondents who are training toward a qualification and who have previously stated that they are working toward an NVQ/SVQ (Spring 96 to Spring 03: NEWQUL = 1,2 From Spring 04: NEWQUL = 1,2 AND NVQKN2 = 1 OR QULHI4 = 14).

NVQHI - Highest level of NVQ/SVQ education or training leads to

- (1) **Level 1**
- (2) **Level 2**
- (3) **Level 3**
- (4) **Level 4**
- (5) **Level 5**
- (6) **Don't know**

FREQUENCY: Spring quarters only from Spring 96

COVERAGE: Applies to all respondents who are training toward a qualification that may lead to a NVQ/SVQ qualification (NEWQUL = 1,2 and NVQQUL = 1).

SAMQUL - Check on whether qualification was reported earlier in questionnaire

- (1) Yes
- (2) No

FREQUENCY: Spring quarters only from Spring 96

COVERAGE: Applies to all respondents who said their training would lead to a qualification that was not a NVQ or SVQ (Spring 96 to Spring 03: NEWQUL = 1,2 AND QULHI ≠ 12 AND NVQQUL = 2 OR NVQSVQ = 4; From Spring 04: NEWQUL = 1,2 AND QULHI4 ≠ 14 AND NVQQUL = 2 OR NVQSVQ = 4).

DIFQUL4 - Type of qualification 4 week job related training leads to

- (1) Degree level qualification, including foundation degrees, graduate membership of a professional institute, PGCE, or higher
- (2) Diploma in higher education
- (3) HNC/HND
- (4) ONC/OND
- (5) BTEC/EdExcel/LQL
- (6) SCOTVEC, SCOTEC or SCOTBEC
- (7) Teaching qualification (excluding PGCE)
- (8) Nursing or other medical qualification not yet mentioned
- (9) Other higher education qualification below degree level
- (10) A-level/Vocational A-level or equivalent
- (12) Welsh Baccalaureate
- (13) International Baccalaureate
- (14) NVQ/SVQ
- (15) GNVQ/GSVQ
- (16) AS-level/Vocational AS-level or equivalent
- (17) Certificate of sixth year studies
- (18) Access to HE
- (20) Standard Grade (Scotland)
- (21) GCSE/Vocational GCSE
- (23) National Qualifications (Scotland)
- (24) RSA/OCR
- (25) City & Guilds
- (27) Key Skills
- (28) Basic Skills
- (29) Entry Level Qualifications
- (30) Any other professional/vocational qualification/foreign qualifications

FREQUENCY: Spring quarters only from Spring 04

COVERAGE: Applies to all respondents who are studying towards a qualification not recorded earlier (SAMQUL = 2).

NOTES: This variable replaces DIFQUL. The notes for QUALS4 apply here also.

In Spring 05, the response option 5 changed it's wording. EdExcel has now become London Qualifications Ltd (LQL) and 'BEC/TEC' were removed as they are no longer available.

DIFQUL - Type of qualification being studied for (not reported earlier)

Spring 96

- (1) Degree level qualification or equivalent (including PGCE)
- (2) Diploma in higher education
- (3) HNC/HND
- (4) ONC/OND
- (5) BTEC, BEC or TEC
- (6) SCOTVEC, SCOTEC or SCOTBEC
- (7) Teaching qualification (excluding PGCE)
- (8) Nursing or other medical qualification
- (9) Other higher education qualification
- (10) A-level or equivalent
- (11) SCE
- (12) NVQ/SVQ
- (13) GNVQ/GSVQ
- (14) AS-level
- (15) Scottish certificate of sixth year studies (Scottish CSYS) or equivalent
- (16) Certificate of sixth year studies (CSYS) or equivalent
- (17) O-level or equivalent
- (18) GCSE
- (19) CSE
- (20) RSA
- (21) City & Guilds
- (22) YT Certificate
- (23) Any other professional/vocational qualification/foreign qualification
- (24) Don't know

Spring 97

- (1) Degree level qualification or equivalent (including PGCE)
- (2) Diploma in higher education
- (3) HNC/HND
- (4) ONC/OND
- (5) BTEC, BEC or TEC
- (6) SCOTVEC, SCOTEC or SCOTBEC
- (7) Teaching qualification (excluding PGCE)
- (8) Nursing or other medical qualification
- (9) Other higher education qualification
- (10) A-level or equivalent
- (11) SCE Higher
- (12) NVQ/SVQ
- (13) GNVQ/GSVQ
- (14) AS-level
- (15) Certificate of sixth year studies (CSYS) or equivalent
- (17) SCE Standard
- (18) GCSE
- (20) RSA
- (21) City & Guilds
- (22) YT Certificate
- (23) Any other professional/vocational qualification/foreign qualification
- (24) Don't know

DIFQUL continued on next page...

DIFQUL continued from previous page...

Spring 2000 onwards

- (1) Degree level qualification or equivalent (incl. PGCE)
- (2) Diploma in higher education
- (3) HNC/HND
- (4) ONC/OND
- (5) BTEC, BEC or TEC
- (6) SCOTVEC, SCOTEC or SCOTBEC
- (7) Teaching qualification (excl. PGCE)
- (8) Nursing or other medical qualification
- (9) Other higher education qualification
- (10) A-level/Vocational A-level or equivalent
- (11) DO NOT USE
- (12) NVQ/SVQ
- (13) GNVQ/GSVQ
- (14) AS-level
- (15) DO NOT USE
- (17) SCE standard
- (18) GCSE/Vocational GCSE
- (20) RSA
- (21) City & Guilds
- (22) YT Certificate
- (23) Any other professional/vocational qualifications/foreign qualifications
- (24) DO NOT USE
- (25) National Qualifications (Scotland)

FREQUENCY: Spring quarters only from Spring 96 to Winter 03.

COVERAGE: Applies to all respondents who are studying towards a qualification not recorded earlier (SAMQUL = 2).

NOTES: The notes for QUALS apply here also.

From Spring 2000: The Scottish Executive and the Department for Education & Employment requested that the LFS records new qualifications (see codes 10, 18 and 25) and the removal of certain qualifications from the coding frame (see codes 11 and 15).

From Spring 03: A new type of qualification known as a Foundation degree was introduced in England in Autumn 01. Foundation degrees are new employment-related, higher education qualifications and are offered full and part-time, taking two or three years to complete. Foundation degrees are included in category 1 at DIFQUL.

DEGQUL - Type of degree**Spring 96 to Spring 02**

- (1) Higher degree (including PGCE)
- (2) First degree
- (3) Other (e.g. graduate member of a professional institute or chartered accountant)
- (4) Don't know

Spring 03 onwards

- (1) Higher degree (incl. PGCE)
- (2) First degree
- (3) Foundation degree
- (4) Other (e.g. graduate member of a professional institute or chartered accountant)
- (5) Don't know

FREQUENCY: Spring quarters only from Spring 96

COVERAGE: Applies to all respondents who said they were studying for a degree (Spring 96 to Spring 03: DIFQUL = 1; From Spring 04: DIFQUL4 = 1).

NOTES: From Spring 2003: A new type of qualification known as a Foundation degree was introduced in England in Autumn 2001. Foundation degrees are new employment-related, higher education qualifications and are offered full and part-time, taking two or three years to complete.

HGHQUL - Type of higher degree studied for in last 4 weeks

- (1) A Doctorate
- (2) A Masters
- (3) A Post Graduate Certificate in Education
- (4) Or some other kind of postgraduate or professional qualification
- (5) Don't know

FREQUENCY: Spring quarters only from Spring 99

COVERAGE: Applies to all respondents who have studied toward a higher degree in the past 4 weeks (DEGQUL=1).

TECQUL - Level of BTEC/EdExcel/LQL

- (1) Higher level
- (2) National Certificate or National Diploma level
- (3) First diploma or general diploma level
- (4) First certificate or general certificate level
- (5) Don't know

FREQUENCY: Spring quarters only from Spring 96

COVERAGE: Applies to all respondents who said they were studying for a BTEC/BEC/TEC qualification (Spring 96 to Spring 03: DIFQUL = 5; From Spring 04: DIFQUL4 = 5).

In Spring 05, the response option 5 changed its wording. EdExcel has now become London Qualifications Ltd (LQL) and 'BEC/TEC' were removed as they are no longer available.

SCQUL - Level of SCOTVEC/SCOTEC/SCOTBEC

- (1) **Higher level**
- (2) **Full National Certificate**
- (3) **First diploma or general diploma level**
- (4) **First certificate or general certificate level**
- (5) **Modules towards a National Certificate**
- (6) **Don't know**

FREQUENCY: Spring quarters only from Spring 97

COVERAGE: Applies to all respondents who said they were studying for a SCOTVEC/SCOTEC/SCOTBEC qualification (Spring 97 to Spring 03: DIFQUL = 6; From Spring 04: DIFQUL4 = 6).

GNVQUL5 - Level of GNVQ/GSVQ

- (1) **Full intermediate**
- (2) **Part one intermediate**
- (3) **Full foundation**
- (4) **Part one foundation level**
- (5) **Don't know**

FREQUENCY: Spring quarters only from Spring 05

COVERAGE: Applies to all respondents who said they were studying for a GNVQ/GSVQ qualification DIFQUL4 = 15.

NOTES: This variable replaces GNVQUL from Spring 05. The response options have changed to reflect those given in GNVNOW.

GNVQUL - Level of GNVQ/GSVQ

- (1) **Advanced level**
- (2) **Intermediate level**
- (3) **Foundation level**
- (4) **Don't know**

FREQUENCY: Spring quarters only from Spring 96

COVERAGE: Applies to all respondents who said they were studying for a GNVQ/GSVQ qualification (Spring 97 to Spring 03: DIFQUL = 13; From Spring 04: DIFQUL4 = 15).

RSAQUL - Level of RSA

- (1) **Higher diploma level**
- (2) **Advanced diploma or advanced certificate level**
- (3) **Diploma level**
- (4) **Some other RSA level (including stages I, II & III)**
- (5) **Don't know**

FREQUENCY: Spring quarters only from Spring 96

COVERAGE: Applies to all respondents who said they were studying for a RSA qualification (Spring 96 to Spring 03: DIFQUL = 20; From Spring 04: DIFQUL4 = 24).

CGQUL - Level of City & Guilds

Spring 96 to Winter 96

- (1) **Advanced craft level**
- (2) **Craft level**
- (3) **Some other level**
- (4) **Don't know**

Spring 97 onwards

- (1) **Advanced craft/part 3**
- (2) **Craft/part 2**
- (3) **Foundation/part 1**
- (4) **Don't know**

FREQUENCY: Spring quarters only from Spring 96

COVERAGE: Applies to all respondents who said they were studying for a City & Guilds qualification (Spring 96 to Spring 03: DIFQUL = 21; From Spring 04: DIFQUL4 = 25).

HSTQUL - National qualification currently studying

- (1) **Access level**
- (2) **Intermediate level 1**
- (3) **Intermediate level 2**
- (4) **Higher**
- (5) **Advanced higher**

FREQUENCY: Each Spring quarter from Spring 01

COVERAGE: Applies to all respondents who said they were studying for a Scottish National qualification (Spring 01 to Spring 03: DIFQUL = 25; From Spring 04: DIFQUL4 = 23).

ON AND OFF THE JOB TRAINING

TRNOPP - Education or training offered

- (1) **Yes, education or training offered**
- (2) **Never offered**

FREQUENCY: Each quarter from Spring 92 to Winter 95. Spring and Autumn quarters only in 96. Spring and Winter quarters only in 97. Spring only in 99. Each quarter from Spring 2000

COVERAGE: Applies to all respondents who are in employment and have not been on any job related training in the previous 3 months.

NOTES: Offer of education or training applies only to that offered by the employer in the respondents main job.

JOBTRN - Education & training on or off job

- (1) **On the job training only**
- (2) **Training away from job**
- (3) **Both**

FREQUENCY: Each quarter from Spring 92

COVERAGE: Applies to all respondents who said that they had taken part in job-related education/training in the last 4 weeks (ED4WK = 1).

NOTES: "On the job training" means learning by example and practice while actually doing the job. Any training conducted in a classroom or training section, even if on the employers premises is not "on the job training".

JOBLRN(1-3) - Type of training done in last 4 weeks

- (1) **Attend conferences, seminars or workshops**
- (2) **Use information from the Internet or CD-ROMs**
- (3) **Watch TV programmes or videos**
- (4) **None of these**

FREQUENCY: Each quarter from Spring 99

COVERAGE: Applies to all respondents whose job related training done in last 4 weeks was not part of a previously mentioned qualification and was not done solely on the job (JOBTRN = 2, 3 AND NVQSAM ≠ 1 AND SAMQUL ≠ 1 AND JOBED ≠ 1).

In SuperCROSS an additional variable called JOBLRNM is available. See note on page 2 for more information on SuperCROSS variables.

TRSITE - Main place of education or training in work**Summer 92 to Winter 93**

- (1) Employer's premises
- (2) Another employer's premises
- (3) Private training centre
- (4) Skill Centre
- (5) Employment Rehabilitation Centre
- (6) Community project
- (7) Government or LA training workshop
- (8) ITEC
- (9) At home (OU, Open Tech, correspondence course)
- (10) Open college
- (11) Polytechnic, full time education college, university
- (12) Other educational institution
- (13) None of these

Spring 94 onwards

- (1) Employer's premises
- (2) Another employer's premises
- (3) Private training centre
- (5) Employment Rehabilitation Centre
- (6) Community project
- (7) Government or LA training workshop
- (8) ITeC
- (9) At home (OU, Open Tech, correspondence course)
- (10) Open college
- (11) Polytechnic, full time education college, university
- (12) Other educational institution
- (13) None of these

FREQUENCY: Summer, Autumn and Winter quarters from Summer 92 to Winter 93. Each quarter from Spring 94 to Winter 95. Spring and Autumn quarters only in 96. Spring and Winter quarters only from Spring 97

COVERAGE: Applies to all respondents who have taken part in job-related education/training in the last 4 weeks and this training has not been solely based in the workplace (JOBTRN = 2, 3 OR FUTUR4 = 1).

NOTES: This question is only asked to respondents in Great Britain.

Code 4 'skill centre' was deleted in Spring 94, as it was redundant. The responses were not renumbered.

ITeC: Information Technology Centres provide one year training and practical work experience courses in the use of computers and other aspects of information technology.

Training Workshops: Work experience of different kinds of work in a work group producing goods or services. The sponsors are usually local authorities or voluntary community groups. Vacant factories or other premises are often used.

Community projects: Specially funded Youth Training projects of planned work experience integrated with occupationally related training and lasting one year. Many schemes are concerned with environmental or construction work. Primarily aimed at 16 year old school leavers.

TRATIR - Place of education and training in NI

- (1) Employer's premises
- (2) Another employer's premises
- (3) Private training centre
- (4) Training centre (Government run)
- (5) Employment Rehabilitation Centre
- (6) Action for community employment
- (7) Community workshop
- (9) At home (OU, Open Tech, correspondence course)
- (10) Open college
- (11) Polytechnic, Full time education college, university
- (12) Other educational institution
- (13) None of these

FREQUENCY: Spring quarters only from Spring 92 to Spring 94. Winter 94 only. Each quarter from Spring 95 to Winter 95. Spring and Autumn quarters only in 96. Spring and Winter quarters only from Spring 97

COVERAGE: Applies to all respondents who have taken part in job-related education/training in the last 4 weeks and this training has not been solely based in the workplace (JOBTRN = 2, 3 OR FUTUR4 = 1).

NOTES: This question is only asked to respondents in Northern Ireland.

TRNFEE(1-5) - Who pays the fees for training

- (1) Employer or potential employer
- (2) TFW
- (3) Other government or local authority organisation
- (4) Self, or family, or relative
- (5) Other
- (6) No fees
- (7) Don't know

FREQUENCY: Summer, Autumn and Winter quarters in 92 and 93. Each quarter from Spring 94 to Winter 95. Spring and Autumn quarters only in 96. Spring and Winter quarters only from Spring 97 to Winter 98. Winter quarters only from Winter 99

COVERAGE: Applies to all respondents who have taken part in job-related education/training in the last 4 weeks and this training has not been solely based in the workplace (JOBTRN = 2, 3 OR FUTUR4 = 1).

NOTES: This question is only asked to respondents in Great Britain.

This variable was coded TRNFEE(0-6) from Summer 92 to Winter 94, then TRNFEE(0-5) from Spring 95 to Autumn 96, then TRNFEE(1-6) in Spring 97, and TRNFEE(1-5) from Winter 97 onwards.

FEEIR(1-5) - Who pays fees for training (NI)

- (1) Employer or potential employer
- (2) Government YTP
- (3) Government Adult scheme
- (4) Self, or family, or relative
- (5) Other
- (6) No fees
- (7) Don't know

FREQUENCY: Spring quarters only from Spring 92 to Spring 94. Winter 94 only. Each quarter from Spring 95 to Winter 95. Spring and Autumn quarters in 96. Spring and Winter quarters from Spring 97 to Spring 98. Winter quarters only from Winter 99 (not Winter 2000)

COVERAGE: Applies to all respondents who have taken part in job-related education/training in the last 4 weeks and this training has not been solely based in the workplace (JOBTRN = 2, 3 OR FUTUR4 = 1).

NOTES: This question is only asked to respondents in Northern Ireland.

This variable was coded FEEIR(0-6) from Spring 92 to Winter 94, then FEEIR(0-5) from Spring 95 to Autumn 96, then FEEIR(1-6) in Spring 97, and FEEIR(1-5) from Winter 97 onwards.

TRNLEN - Length of training course

- (1) Less than 1 week
- (2) 1 weeks but less than 2 weeks
- (3) 2 weeks but less than 3 weeks
- (4) 3 weeks but less than 1 month
- (5) 1 month but less than 2 months
- (6) 2 months but less than 3 months
- (7) 3 months but less than 6 months
- (8) 6 months but less than 1 year
- (9) 1 year but less than 2 years
- (10) 2 years but less than 3 years
- (11) 3 years or more
- (12) On going/no definite limit

FREQUENCY: Each quarter from Spring 92 to Winter 95. Spring and Autumn quarters only in 96. Spring and Winter quarters only from Spring 97

COVERAGE: Applies to all respondents who have taken part in job-related education/training in the last 4 weeks (ED4WK = 1 OR FUTUR4 = 1).

NOTES: Here the total length of the course was recorded not just the part that has so far been completed. For persons engaged on day or block release the total length of training is given. For persons who have "dropped out" of a course the time spent on the course, not the length is recorded.

TRNDAY - Training course less than 1 week long

- (1-7) Number of days

FREQUENCY: Each quarter from Spring 92 to Winter 95. Spring and Autumn quarters only in 96. Spring and Winter quarters only from Spring 97 to Winter 98. Spring quarters only from Spring 99

COVERAGE: Applies to all respondents whose job-related education/training lasted less than a week (TRNLEN = 1).

TRHR93 - Time spent on training

- (0-96) Hours spent training
 (97) 97 or more hours spent training

FREQUENCY: Each quarter from Spring 93 to Winter 98. Spring quarters only from Spring 99

COVERAGE: Applies to all respondents who have taken part in any job-related education or training in the reference week (ED1FUT = 1).

NOTES: Respondents are asked for the actual number of hours spent training (away from the job) in the reference week, including any private study time. This variable replaced TRNHR from Spring 93. In Spring 93 the coverage for the questions was incorrect and the data should not be used.

TRONJB - Time spent training on the job

- (0-96) Hours spent training
 (97) 97 or more hours spent training

FREQUENCY: Each quarter from Spring 93 to Winter 98. Spring quarters only from Spring 99

COVERAGE: Applies to all respondents who have taken part in any on or off-the-job-related education or training in the reference week (ED1FUT = 1 AND JOBTRN = 1 or 3).

NOTES: This identifies the number of training hours that are on the job training. In Spring 93 this variable was incorrectly routed to JOBTRN 2 and 3 instead of 1 and 3 and so the data should not be used. This was corrected from Autumn 93. In Winter 93/94 although the coverage for TRONJB appears to be incorrect in the questionnaire the data is correct.

LEISCL - Whether taken part in any other leisure or education classes in previous 4 weeks (i.e. not job related)

- (1) Yes
 (2) No

FREQUENCY: Each quarter from Spring 99

COVERAGE: Applies to all respondents of working age or over but currently employed.

LEISHRS - Number of hours instruction at leisure/education classes

- (0-999) Number of hours

FREQUENCY: Each quarter from Spring 05

COVERAGE: Applies to all respondents who have taken part in any leisure or education classes in the past four weeks (LEISCL = 1).

NOTES: This variable is included on ONS datasets only.

The hours recorded here are in addition to those recorded at T4HRS.

EDHRS - Number of hours spent in taught courses/leisure

(0-999) Number of hours

FREQUENCY: Each quarter from Spring 05

COVERAGE: Applies to all respondents who have taken part in any taught courses in the last 4 weeks and/or who have taken part in any other leisure or education classes (i.e. not job-related) in the previous 4 weeks.

NOTES: This variable is included on ONS datasets only.

This variable combines the hours recorded in LEISHRS and T4HRS to give the total number of hours spent on taught courses or any other leisure or education classes in the past 4 weeks.

ADULT LEARNING

The Adult Learning questions are asked for every annual wave of the enhancement sample and quarterly waves 1 and 5 of the main LFS. The whole Adult Learning section applies to all respondents aged 16 or over who have finished continuous full-time education.

TAUTQ3 - Whether has been on a taught course which has lead (would have led) to qualifications

- (1) Yes
- (2) No

FREQUENCY: Each quarter from Spring 00 to Spring 02.

COVERAGE: Applies to all respondents aged 16 or over who did not participate in training, are not currently enrolled on an education course or have not done any leisure classes in the last 4 weeks.

NOTES: This variable is only available on ONS datasets.

TAUTSK3 - Whether has been on a taught course, designed to help develop skills for a job

- (1) Yes
- (2) No

FREQUENCY: Each quarter from Spring 00 to Spring 02.

COVERAGE: Applies to all respondents of working age or aged 16 or over and working or on a government scheme and have not been on a taught course in last 3 years.

NOTES: This variable is only available on ONS datasets.

TAUTPR3 - Whether attended any courses / had tuition in driving, playing a musical instrument, an art or craft, sport or practical skill

- (1) Yes
- (2) No

FREQUENCY: Each quarter from Spring 00 to Spring 02.

COVERAGE: Applies to all respondents who have not been on a taught course designed to develop skills for a job or one that would lead to a qualification in the last 3 years (TAUTSK3 = 2 OR 'Don't Know' OR (TAUTQ3 = 2 AND TAUTSK3 ≠ RESPONSE)).

NOTES: This variable is only available on ONS datasets.

EVEN3 - Whether attended evening classes

- (1) Yes
- (2) No

FREQUENCY: Each quarter from Spring 00 to Spring 02.

COVERAGE: Applies to all respondents who have not attended any courses in a practical skill in the past 3 years (TAUTPR3 = 2 OR 'Don't Know').

NOTES: This variable is only available on ONS datasets.

TAUTMT3 - Whether carried out any work on own using materials provided by employer, college, commercial organisation or other training provider

- (1) Yes
- (2) No

FREQUENCY: Each quarter from Spring 00 to Spring 02.

COVERAGE: Applies to all respondents who have not attended evening classes in the past 3 years (EVEN3 = 2 OR 'Don't Know').

NOTES: This variable is only available on ONS datasets.

TAUTOT3 - Whether has been on any other taught courses or received tuition in anything

- (1) Yes
- (2) No

FREQUENCY: Each quarter from Spring 00 to Spring 02.

COVERAGE: Applies to all respondents who have not carried out any learning involving materials from an employer, college, commercial organisation or any other training provider in the past 3 years (TAUTMT3 = 2 OR 'Don't Know').

NOTES: This variable is only available on ONS datasets.

NTQUL3 - Whether studied for qualifications without taking part in a taught course

- (1) Yes
- (2) No

FREQUENCY: Each quarter from Spring 00 to Spring 02.

COVERAGE: Applies to all respondents who have only done training away from the job and are not still doing a recognised trade apprenticeship (JOBTRN ≠ 1 AND ≠ 3 AND APPREN ≠ 2).

NOTES: This variable is only available on ONS datasets.

NTSUP3 - Whether received supervised training while actually doing a job

- (1) Yes
- (2) No

FREQUENCY: Each quarter from Spring 00 to Spring 02.

COVERAGE: Applies to all respondents of working age or aged 16 or over and working or on a government scheme and did not study for a qualification in the past 3 years.

NOTES: This variable is only available on ONS datasets.

NTDEV3 - Whether spent any time keeping up to date with developments in the type of work you do without taking a course (i.e. reading books, journals)

- (1) Yes
- (2) No

FREQUENCY: Each quarter from Spring 00 to Spring 02.

COVERAGE: Applies to all respondents who have not received any supervised training whilst doing a job or have not studied for qualifications which did not involve a taught course (NTSUP3 = 2 OR 'Don't Know' OR (NTQUL3 = 2 AND NTSUP3 ≠ RESPONSE)).

NOTES: This variable is only available on ONS datasets.

NTKNW3 - Whether improved knowledge / taught yourself a skill or studied for a qualification without taking part in a taught course

- (1) Yes
- (2) No

FREQUENCY: Each quarter from Spring 00 to Spring 02.

COVERAGE: Applies to all respondents who have not spent any time keeping up to date with developments in the type of work they do without taking part in a taught course (NTDEV3 = 2 OR 'Don't Know').

NOTES: This variable is only available on ONS datasets.

ADLEARN - Type of adult learning

- (1) Taught learning only
- (2) Non-taught learning only
- (3) Taught and non-taught learning
- (4) No learning

FREQUENCY: Every year from 2000

COVERAGE: Applies to all respondents aged 16+ and not still in education.

NOTES: This variable is included only on annual local area datasets, which are available only to ONS and those government departments which sponsor the local area enhancements. The reference period for adult learning is 3 years for England and Northern Ireland and one year for Scotland and Wales.

This variable is derived from AGE, ENROLL, ED4WK, JOBTRN, APPR4, LEISCL, EVEN3, NTQUL3, NTSUP3, NTDEV3, NTKNW3, TAUTQ3, TAUTSK3, TAUTPR3, TAUTMT3 & TAUTOT3.

TAUGHT EDUCATION OUTSIDE THE REGULAR EDUCATION SYSTEM

'Outside the regular education system' excludes all formal education previously coded at QUALS4, QULHI4 and at QULHIY4. It can take place either within or outside an educational institution. Eurostat includes the following as examples: a course, conference seminar or basic vocational training not leading to a recognised formal qualification including courses designed to improve personal skills and competencies for either job-related or personal reasons. Distance learning, providing it is supported, and private tuition are also included. This type of education then, encompasses a wide range of activities from driving lessons to evening classes to work-related seminars.

The latter part of this section looks at informal taught education over the past 4 weeks.

TAUTSKY - Taught courses in last year for skills

- (1) **Yes**
- (2) **No**

FREQUENCY: Spring 2003 only.

COVERAGE: Applies to all respondents to have been away on a taught course in the past 3 years (TAUTSK3 = 1 or NO RESPONSE).

TAUTPRY - Attended courses or received instruction in last year

- (1) **Yes**
- (2) **No**

FREQUENCY: Spring 2003 only.

COVERAGE: Applies to all respondents who have attended any courses in a practical skill in the past 3 years (TAUTPR3 = 1 or NO RESPONSE).

EVENY - Attended evening classes in last year

- (1) **Yes**
- (2) **No**

FREQUENCY: Spring 2003 only.

COVERAGE: Applies to all respondents who have attended evening classes in the past 3 years (EVEN3 = 1 or NO RESPONSE).

TAUTMTY - Any learning with package in last year

- (1) **Yes**
- (2) **No**

FREQUENCY: Spring 2003 only.

COVERAGE: Applies to all respondents who have carried out any learning using materials from an employer, college, commercial organisation or any other training provider in the past 3 years (TAUTMT3 = 1 or NO RESPONSE).

TAUTOTY - Any other taught courses or instruction in last year

- (1) **Yes**
- (2) **No**

FREQUENCY: Spring 2003 only.

COVERAGE: Applies to all respondents who have had some other kind of taught course in the past 3 years (TAUTOT3 = YES or NO RESPONSE).

TAUTSUM - Number of taught courses in last year

- (1) **One**
- (2) **Two**
- (3) **Three**
- (4) **More than three**

FREQUENCY: Spring 2003 only.

COVERAGE: Applies to all respondents who have had any taught education in the past year (TAUTSKY = 1 OR TAUTPRY = 1 OR EVENY = 1 OR TAUTMTY = 1 OR TAUTOTY = 1).

TCODE - Subject of most recent course or tuition

(1.00 – 9.99) Area of study

FREQUENCY: Spring 2003 only.

COVERAGE: Applies to all respondents who have had any taught education in the past year (TAUTSKY = 1 OR TAUTPRY = 1 OR EVENY = 1 OR TAUTMTY = 1 OR TAUTOTY = 1).

NOTES: LFS User Guide Volume 5 (LFS Classifications) gives a full breakdown of subject codes.

THRS - Number of hours instruction in last year for most recent course

(0-999) Number of hours

FREQUENCY: Spring 2003 only.

COVERAGE: Applies to all respondents who have had any taught education in the past year (TAUTSKY = 1 OR TAUTPRY = 1 OR EVENY = 1 OR TAUTMTY = 1 OR TAUTOTY = 1).

TPURP - Purpose of most recent course or instruction

- (1) **Mostly related to a job you do**
- (2) **Mostly personal or social reasons**

FREQUENCY: Spring 2003 only.

COVERAGE: Applies to all respondents who have had any taught education in the past year (TAUTSKY = 1 OR TAUTPRY = 1 OR EVENY = 1 OR TAUTMTY = 1 OR TAUTOTY = 1).

TWORK - Was most recent course during work hours

- (1) Only during paid working hours
- (2) Mostly during paid working hours
- (3) Mostly outside paid working hours
- (4) Only outside paid working hours
- (5) Not employed at that time

FREQUENCY: Spring 2003 only.

COVERAGE: Applies to all respondents who have had any taught education in the past year (TAUTSKY = 1 OR TAUTPRY = 1 OR EVENY = 1 OR TAUTMTY = 1 OR TAUTOTY = 1).

TAUT4 - Any taught course in last 4 weeks

- (1) Yes
- (2) No

FREQUENCY: Each quarter from Summer 03

COVERAGE: Applies to all respondents who have been on any taught course in past three years (TAUTQ3 = 1).

T4HRS - Number of hours spent on course

(0 - 999) Hours

FREQUENCY: Each quarter from Summer 03

COVERAGE: Applies to all respondents who have attended a taught course in past 4 weeks (TAUT4 = 1).

T4CODE - Main subject of course

(1.00 - 9.99) Area of study

FREQUENCY: Each quarter from Summer 03

COVERAGE: Applies to all respondents who have attended a taught course in past 4 weeks (TAUT4 = 1).

NOTES: LFS User Guide Volume 5 (LFS Classifications) gives a full breakdown of subject codes.

T4PURP - Main purpose of training

- (1) Mostly related to a job you have
- (2) Mostly personal or social reasons

FREQUENCY: Each quarter from Summer 03

COVERAGE: Applies to all respondents who have attended a taught course in past 4 weeks (TAUT4 = 1).

T4WORK - Whether training during work hours

- (1) Only during paid working hours
- (2) Mostly during paid working hours
- (3) Mostly outside paid working hours
- (4) Only outside paid working hours
- (5) Not employed at that time

FREQUENCY: Each quarter from Summer 03

COVERAGE: Applies to all respondents who have attended a taught course in past 4 weeks (TAUT4 = 1).

HEALTH

HEALTH PROBLEMS

The focus and number of questions on health and disability changed in Spring 1997 to reflect the provisions of the Disability Discrimination Act 1995. They are now concerned with all health problems, whilst previously the emphasis had been on problems which affect respondents work. See the June 1998 issue of *Labour Market Trends* for guidance about disability data.

From Spring 96 the frequency of disability/health questions were changed from half-yearly to quarterly. This discontinuity affected data in Spring 96, which is not consistent with any other quarters.

HPRMB - Prompt to ask health questions

- (1) **Continue**
- (2) **Too ill / distressed to answer: Visible problem**
- (3) **Too ill / distressed to answer: Other**

FREQUENCY: Each quarter from Spring 2000 to Autumn 2000 (on ONS datasets only). Each quarter from Winter 2000

COVERAGE: Applies to all respondents aged 75 and over.

LNLGIM - Whether health problem lasting more than 12 months

- (1) **Yes**
- (2) **No**

FREQUENCY: Summer and Winter quarters only from Winter 93 to Winter 95. Each quarter from Spring 96

COVERAGE: From Spring 92 to Winter 96: Applies to all respondents of working age whose health problems or disabilities limit the kind of paid work they can do (LIMITT = 1).

From Spring 97 to Winter 99: Applies to all respondents of working age.

From Spring 2000: Applies to all respondents of working age or those aged 75 and under and first contact or those aged 75 and over and are not too ill/distressed to continue.

NOTES: This question is asked of everyone above working age in all 5 waves for Spring 2000. From Summer 2000 onwards it is only asked in Wave 1.

DNA (-9) will include people who were not contacted in the quarter this question was asked. See LFS User Guide Volume 1 (Background and Methodology) "Imputation in the LFS", for full details. From 1997 all health sections start with LNLGIM. To get a comparison with earlier quarters prior to Spring 1997, use LIMITK = yes and LNLGIM = yes.

Users are advised to always filter on working age when using this variable, to ensure comparability over a time-series.

LIMITK - Whether health problem affects the kind of paid work respondent might have done

- (1) Yes
- (2) No

FREQUENCY: Each quarter from Spring 97

COVERAGE: Applies to all respondents with health problems and those of working age or pensioners looking for work or wanting work.

NOTES: The respondents decide whether a health problem/disability limits the paid work which they can do. If respondents seek clarification, they are advised not to limit the assessment to the paid work (if any) which they do at present.

LIMITA - Whether health problem affects the amount of paid work that can be done

- (1) Yes
- (2) No

FREQUENCY: Each quarter from Spring 97

COVERAGE: Applies to all respondents with health problems and those of working age or pensioners looking for work or wanting work.

NOTES: This question records whether a disability affects the amount of paid work undertaken, or might be undertaken, by the respondent. Again this is not restricted to the respondent's current job, nor to respondents who are currently employed.

HEAL(01-17) - What health problems does the respondent have

Spring 92 to Winter 92

- (1) Problems or disabilities connected with arms, legs, hands, feet, back or neck (including arthritis or rheumatism)**
- (2) Difficulty in seeing**
- (3) Difficulty in hearing**
- (4) Skin conditions, allergies**
- (5) Chest or breathing problems, asthma, bronchitis**
- (6) Heart blood pressure or blood circulation problems**
- (7) Stomach, liver kidney or digestive problems**
- (8) Diabetes**
- (9) Depression, bad nerves**
- (10) Epilepsy**
- (11) Other health problems or disabilities**

Summer 93 to Winter 95

- (1) Problems or disabilities connected with arms, legs, hands, feet, back or neck (including arthritis or rheumatism)**
- (2) Difficulty in seeing**
- (3) Difficulty in hearing**
- (4) Skin conditions, allergies**
- (5) Chest or breathing problems, asthma, bronchitis**
- (6) Heart blood pressure or blood circulation problems**
- (7) Stomach, liver kidney or digestive problems**
- (8) Diabetes**
- (9) Depression, bad nerves**
- (10) Epilepsy**
- (11) Severe or specific learning problems (mental handicap)**
- (12) Mental illness, phobias, panics or other nervous disorders**
- (13) Other health problems or disabilities**

Spring 96 to Winter 96

- (1) Problems or disabilities connected with arms or hands (including arthritis or rheumatism)**
- (2)legs or feet**
- (3)back or neck**
- (4) Difficulty in seeing**
- (5) Difficulty in hearing**
- (6) Skin conditions, allergies**
- (7) Chest or breathing problems, asthma, bronchitis**
- (8) Heart blood pressure or blood circulation problems**
- (9) Stomach, liver kidney or digestive problems**
- (10) Diabetes**
- (11) Depression, bad nerves**
- (12) Epilepsy**
- (13) Severe or specific learning problems (mental handicap)**
- (14) Mental illness, phobias, panics or other nervous disorders**
- (15) Other health problems or disabilities**

HEAL(01-17) continued on next page...

HEAL(01-17) continued from previous page...

Spring 97 onwards

- (1) **Problems or disabilities (including arthritis or rheumatism) connected with...arms or hands**
- (2) **....legs or feet**
- (3) **....back or neck**
- (4) **Difficulty in seeing (while wearing spectacles or contact lenses)**
- (5) **Difficulty in hearing**
- (6) **A speech impediment**
- (7) **Severe disfigurement, skin conditions, allergies**
- (8) **Chest or breathing problems, asthma, bronchitis**
- (9) **Heart, blood pressure or blood circulation problems**
- (10) **Stomach, liver kidney or digestive problems**
- (11) **Diabetes**
- (12) **Depression, bad nerves or anxiety**
- (13) **Epilepsy**
- (14) **Severe or specific learning difficulties (mental handicap)**
- (15) **Mental illness, or suffer from phobia, panics or other nervous disorders**
- (16) **Progressive illness not included elsewhere (e.g. cancer, multiple sclerosis, symptomatic HIV, Parkinson's disease, muscular dystrophy)**
- (17) **Other health problems or disabilities**

FREQUENCY: Each quarter from Spring 92 to Winter 92. Summer and Winter quarters only from Summer 93 to Winter 95. Each quarter from Spring 96

COVERAGE: Applies to all respondents in employment and all other men aged 16-64 and women aged 16-59 who said that health or disability problems limit the kind of paid work they can do. (Spring 92 to Winter 94: LIMITT = 1 AND LNGLIM = 1; From Spring 95: LNGLIM = 1).

NOTES: In SuperCROSS an additional variable called HEALM is available. See note on page 2 for more information on SuperCROSS variables.

For more accurate results always use the variable HEALTH as it gives the respondent's main/most significant health problem and not a general problem. It should be noted that the order of health problems at HEAL does not necessarily give the most problematic first. Again use HEALTH for this information.

Respondents can give up to 17 problems. This variable was coded HEAL(00-10) from Spring 92 to Summer 93; HEAL(00-12) from Winter 93 to Winter 95; HEAL(00-14) from Spring 96 to Winter 96; and HEAL(01-17) from Spring 97.

DNA (-9) will include people who were not contacted in the quarter this question was asked. See LFS User Guide Volume 1 (Background and Methodology), "Imputation in the LFS" for full details.

Code 4 - difficulty in seeing should not be considered a disability if it is effectively compensated for by wearing glasses or contact lenses.

Code 5 - difficulty in hearing should be considered without the use of a hearing aid.

Code 7 - severe disfigurements excludes those arising from tattooing or body piercing but would include scars, birthmarks, limb or postural deformation or diseases of the skin.

Code 8 - excludes hay fever (seasonal allergic rhinitis) except where it aggravates the effects of an existing condition.

Code 14 - specific learning difficulties includes conditions such as dyslexia or dyscalcula; severe learning difficulties covers mental impairments or mental handicap.

Code 15 - Mental illness includes a wide range of conditions related to mental functioning but should be a clinically well recognised illness. Mental illnesses that should not be included are; the tendency to commit arson or to steal, the tendency to physically or sexually abuse others, exhibitionism or voyeurism are not included.

HEAL(01-17) continued on next page...

HEAL(01-17) continued from previous page...

Code 16 - Progressive illnesses should be recorded if there is some effect on the respondent's normal day to day activities, even if it is minor at the time of interview. If the respondent has been diagnosed with a progressive illness, but they are not suffering from any symptoms which affect their activities yet, then they should not be included.

Addiction to or dependency on alcohol, nicotine, drugs or other substance (unless resulting from the substance being prescribed for the respondent) should not be included.

HEALTH - Main health problem

- (01) **Problems or disabilities (including arthritis or rheumatism) connected with... arms or hands**
- (02) **....legs or feet**
- (03) **....back or neck**
- (04) **Difficulty in seeing (while wearing spectacles or contact lenses)**
- (05) **Difficulty in hearing**
- (06) **A speech impediment**
- (07) **Severe disfigurement, skin conditions, allergies**
- (08) **Chest or breathing problems, asthma, bronchitis**
- (09) **Heart, blood pressure or blood circulation problems**
- (10) **Stomach, liver kidney or digestive problems**
- (11) **Diabetes**
- (12) **Depression, bad nerves or anxiety**
- (13) **Epilepsy**
- (14) **Severe or specific learning difficulties (mental handicap)**
- (15) **Mental illness, or suffer from phobia, panics or other nervous disorders**
- (16) **Progressive illness not included elsewhere (e.g. cancer, multiple sclerosis, symptomatic HIV, Parkinson's disease, muscular dystrophy)**
- (17) **Other health problems or disabilities**

FREQUENCY: Each quarter from Spring 97

COVERAGE: Applies to all respondents with health problems (HEAL = 1-17).

NOTES: This variable records the main problem ONLY. For analysis before Spring 97 please see HEALTH(0-2).

HEALIM - Whether health problem limits activity

- (1) Yes
- (2) No
- (3) Don't know

FREQUENCY: Each quarter from Spring 97

COVERAGE: Applies to all respondents with a health problem lasting more than 12 months (LNGLIM = 1).

NOTES: This question is asked of everyone above working age in all 5 waves for Spring 2000. From Summer 2000 onwards it is only asked in Wave 1.

Users are advised to always filter on working age when using this variable, to ensure comparability over a time-series.

Normal day-to-day activities are those which are carried out by most people on a daily basis, and we are interested in disabilities/health problems which have a substantial adverse effect on respondent's ability to carry out these activities.

There are several ways in which a problem may affect the respondent's day to day activities:

Mobility - for example, unable to travel short journeys as a passenger in a car, unable to walk other than at a slow pace or with jerky movements, difficulty in negotiating stairs, unable to use one or more forms of public transport, unable to go out of doors unaccompanied.

Manual dexterity - for example, loss of functioning in one or both hands, inability to use a knife or fork at the same time, or difficulty in pressing buttons on a keyboard

Physical co-ordination - for example, the inability to feed or dress oneself; or to pour liquid from one vessel to another except with unusual slowness or concentration.

Problems with bowel/bladder control - for example, frequent or regular loss of control of the bladder or bowel. Occasional 'bedwetting' is not considered a disability.

Ability to lift, carry or otherwise move everyday objects (for example, books, kettles, light furniture) - for example, inability to pick up a weight with one hand but not the other, or to carry a tray steadily.

Speech - for example, unable to communicate (clearly) orally with others, taking significantly longer to say things. A minor stutter, difficulty in speaking in front of an audience, or unable to speak a foreign language would not be considered impairments.

Hearing - for example, not being able to hear without the use of a hearing aid, the inability to understand speech under normal conditions or over the telephone.

Eyesight - for example, while wearing spectacles or contact lenses - being unable to pass the standard driving eyesight test, total inability to distinguish colours (excluding ordinary red/green colour blindness), or inability to read newsprint.

Memory or ability to concentrate, learn or understand - for example, intermittent loss of consciousness or confused behaviour, inability to remember names of family or friends, unable to write a cheque without assistance, or an inability to follow a recipe.

Perception of risk of physical danger - for example, reckless behaviour putting oneself or others at risk, inability to cross the road safely. This excludes (significant) fear of heights or underestimating risk of dangerous hobbies.

HEALYR - Any other past health problems or disabilities that have lasted longer than a year

- (1) Yes
- (2) No

FREQUENCY: Each quarter from Spring 97

COVERAGE: Applies to all respondents of working age or those aged 75 and under and first contact or those aged 75 and over and are not too ill/distressed to continue.

NOTES: These include continuous problems, or those with only intermittent effects.

HEALYR and subsequent questions HEALPB and HEALYL are only asked at the first interview with a respondent, and if it is a personal interview.

Only those problems or disabilities the respondent has had in the past but no longer has are included. Any illnesses already mentioned at HEAL are not included.

HEALPB(01-10) - Health problems/disabilities that affected respondent in the past

- (1) Problems or disabilities (including arthritis or rheumatism) connected with... arms or hands
- (2)legs or feet
- (3)back or neck
- (4) Difficulty in seeing (while wearing spectacles or contact lenses)
- (5) Difficulty in hearing
- (6) A speech impediment
- (7) Severe disfigurement, skin conditions, allergies
- (8) Chest or breathing problems, asthma, bronchitis
- (9) Heart, blood pressure or blood circulation problems
- (10) Stomach, liver kidney or digestive problems
- (11) Diabetes?
- (12) Depression, bad nerves or anxiety
- (13) Epilepsy
- (14) Severe or specific learning difficulties (mental handicap)
- (15) Mental illness, or suffer from phobia, panics or other nervous disorders
- (16) Progressive illness not included elsewhere (e.g. cancer, multiple sclerosis, symptomatic HIV, Parkinson's disease, muscular dystrophy)
- (17) Other health problems or disabilities

FREQUENCY: Each quarter from Spring 97

COVERAGE: Applies to all respondents who have had a long term health problem/disability that has lasted longer than a year (HEALYR =1).

NOTES: The notes for HEAL also apply here. Respondents can give up to 10 problems. From Spring 97 to Spring 99, this variable was coded HEALPB (01-17). From Summer 99, this variable is coded HEALPB (01-10).

In SuperCROSS an additional variable called HEALPBM is available. See note on page 2 for more information on SuperCROSS variables.

HEALYL - Whether past health problems or disabilities limited activity

- (1) **Yes**
- (2) **No**
- (3) **Don't know**

FREQUENCY: Each quarter from Spring 97

COVERAGE: Applies to all respondents who have had a long term health problem/disability that has lasted longer than a year (HEALYR =1).

NOTES: If respondents were receiving medication or treatment, they are asked to consider what the situation would be without the medication or treatment.

The qualifying statement concerning medication or treatment includes:

- the use of a prosthesis i.e. any artificial device attached to the body as an aid, for example, an artificial limb, a heart pacemaker, or a hearing aid (except spectacles or contact lenses);
- the use of any other form of aid or equipment such as a wheelchair.

If someone says their condition does not have any affect on them because it is kept under control by treatment, they are still coded '1'. For example, some people take medication and experience no impairment in their quality of life as a result, but without that medication they would die.

Normal day-to-day activities are those which are carried out by most people on a daily basis, and we are interested in disabilities/health problems which have a substantial adverse effect on respondent's ability to carry out these activities.

See HEALIM for examples of ways in which a problem may affect the respondent's day to day activities.

DISCURR - Current disability

- (1) **Both DDA (current disability) and work-limiting disabled**
- (2) **DDA disabled (current disability) only**
- (3) **Work-limiting disabled only**
- (4) **Not disabled**

FREQUENCY: Each quarter from Spring 98

COVERAGE: Applies to all respondents of working age.

NOTES: DDA disabled (current disability) includes those who have a long-term disability which substantially limits their day-to-day activities. Work-limiting disabled includes those who have a long-term disability which affects the kind or amount of work they might do.

This variable is derived from AGE, LNGLIM, HEALIM, HEAL(1-17), LIMITK & LIMITA.

XDISDDA - Unadjusted DDA disabled [READ NOTES BEFORE USING THIS VARIABLE]

- (1) **Current disability only**
- (2) **Current and past disability**
- (3) **Past disability only**
- (4) **Not DDA disabled**

FREQUENCY: Each quarter from Spring 98 to Winter 99 (on ONS datasets only), Each quarter from Spring 2000

COVERAGE: Applies to all respondents of working age.

NOTES: This variable is designed to help users estimate the number of people who meet the DDA definition of disability. This definition has two parts: current and past disability;

Current disability includes people who have a physical or mental impairment which has a substantial and long-term adverse effect on a person's ability to carry out normal day-to-day activities, and people with a progressive condition (e.g. cancer, multiple sclerosis) from the moment any impairment resulting from it first has some effect on their ability to carry out normal day-to-day activities.

Past disability includes people who have had a disability within the DDA definition in the past, even if they have since recovered. The LFS data on past disabilities does not include any proxy response because it is not thought that proxy respondents would be able to provide accurate information on past disabilities. Therefore users need to make an adjustment to any estimates they derive from this variable involving past disabilities. The adjustment process is described below.

Adjustment for past disabilities.

To take account of the absence of proxy data, the suggested method is to apply the same proportion of proxy response in wave 1 at HEALIM to the number of people in category 3 of XDISDDA. Thus, in Spring 1998, a table of HEALIM by IOUTCOME filtered on THISWV = 1 shows that the proportion of proxy response was 24% so the adjustment made to XDISDDA is to multiply the past disabilities only category by 100/76. So the estimate of total DDA disabled people in the UK in Spring 1998 is:

	(Thousands)
Current disability only	4,682
Current and past disability	301
Past disability only	$571 * 100/76 = 751$
Total DDA disabled	5,734

This variable is derived from WRKAGE, HEALIM, HEAL, HEALYR, HEALYL & HEALPB.

ACCIDENTS

ACCDNT - Whether had work related accident in previous 12 months

- (1) Yes
- (2) No

FREQUENCY: Winter quarters only from Winter 93

COVERAGE: Applies to all respondents in employment and all other men aged 16-64 and women aged 16-59 who have left a job in the past 12 months.

NOTES: DNA (-9) will include people who were not contacted in the quarter this question was asked. See LFS User Guide Volume 1 (Background and Methodology) "Imputation in the LFS", for full details.

ROAD - How injury was caused

- (1) Road accident
- (2) Some other way

FREQUENCY: Winter quarters only from Winter 93

COVERAGE: Applies to all respondents who have had a work related accident in the past 12 months (ACCDNT = 1).

NOTES: DNA (-9) will include people who were not contacted in the quarter this question was asked. See LFS User Guide Volume 1 (Background and Methodology) "Imputation in the LFS", for full details.

WCHJB - Job title check

- (1) (Main job last week or previous job title) [OCCT]
- (2) (Second job title) [OCCT2]
- ~~(3) (Job 3 months ago title) [M3OCCT] (Deleted from Spring 1999)~~
- (4) Some other job

FREQUENCY: Winter quarters only from Winter 93

COVERAGE: Applies to all respondents who have had a work related accident in the past 12 months (ACCDNT = 1).

NOTES: This variable applies to respondents who have had an accident in the previous 12 months and identifies whether the job being done at the time of the accident was the same as previously mentioned.

DNA (-9) will include people who were not contacted in the quarter this question was asked. See LFS User Guide Volume 1 (Background and Methodology) "Imputation in the LFS", for full details.

GOBACK - How soon able to start work after road accident

- (1) Still off paid work
- (2) Expects never to do paid work again
- (3) Same day
- (4) Day after the accident
- (5) On 2nd day after accident
- (6) On 3rd day after accident
- (7) On 4th day after accident
- (8) On 5th day or longer after accident
- (9) Don't know

FREQUENCY: Winter quarters only from Winter 93

COVERAGE: Applies to all respondents who have had a work related accident in the past 12 months (ACCDNT = 1).

NOTES: This variable applies to respondents who have had a road accident in the previous 12 months. DNA (-9) will include people who were not contacted in the quarter this question was asked. See LFS User Guide Volume 1 (Background and Methodology), Imputation in the LFS, for full details.

ACCDAY4 - How soon after accident did you go back to work

(0-365) Days

FREQUENCY: Winter quarters only from Winter 04

COVERAGE: This variable is only available on ONS datasets.

Applies to all respondents who said they returned to work on or after the fifth day after the accident (GOBACK = 8).

WRKAGN2 - Circumstances when returning to work following accident

- (1) Changed job – different employer
- (2) Changed job – same employer
- (3) Changed contracted hours
- (4) Temporarily worked lighter duties or reduced hours
- (5) No change of job or work pattern

FREQUENCY: Winter 04 only.

COVERAGE: Applies to all respondents who have returned to work following their injury (GOBACK = 3-9).

NOTES: This variable is only available on ONS datasets.

This variable refers to changes of job or working pattern due to injury at work or in the course of work. Response options are ranked in order of precedence and respondents choose the first option that applies.

ACCKIND - How accident happened

- (1) Contact with moving machinery or material being machined
- (2) Hit by a moving, flying or falling object
- (3) Hit by a moving vehicle
- (4) Hit by something fixed or stationary
- (5) Injured while handling, lifting or carrying
- (6) Slipped, tripped or fell on the same level
- (7) Fell from a height
- (8) Trapped by something collapsing or overturning
- (9) Drowned or asphyxiated
- (10) Exposed to, or in contact with, a harmful substance
- (11) Exposed to fire
- (12) Exposed to an explosion
- (13) Contact with electricity or an electrical discharge
- (14) Injured by an animal
- (15) Physically assaulted by a person
- (16) Another kind of accident

FREQUENCY: Winter 04 only.

COVERAGE: Applies to all respondents who have had a work related accident in the past 12 months (ACCDNT = 1).

NOTES: This variable is only available on ONS datasets.

Respondents are asked not to select the first option that applies, but to choose the one that best describes how the incident occurred.

ILLWRK - Whether in past 12 months, has suffered any (other) illness, disability or physical or mental problem caused or made worse by job or work done in the past

- (1) Yes
- (2) No
- (3) Don't know

FREQUENCY: Winter quarters only from Winter 04

COVERAGE: Applies to all respondents who are working or have ever been employed.

NOTES: The illness, disability or problem must be one caused or made worse by work and have occurred at some point during the past 12 months.

NUMILL - Number of illness caused or made worse by work in last 12 months

8 illnesses or more coded as 8

FREQUENCY: Winter quarters only from Winter 04

COVERAGE: Applies to all respondents who have suffered from an illness in last 12 months caused/made worse by work (ILLWRK = 1).

NOTES: The number of different illnesses a respondent has is recorded here, not the number of bouts/episodes of the same illness.

TYPILL - Type of illness caused or made worse by work in last 12 months

- (1) **Bone, joint or muscle problems which mainly affect (or is mainly connected with) arms, hands, neck or shoulder,**
- (2) **...hips, legs or feet,**
- (3) **...back,**
- (4) **Breathing or lung problems,**
- (5) **Skin problems,**
- (6) **Hearing problems,**
- (7) **Stress, depression or anxiety,**
- (8) **Headache and/or eyestrain**
- (9) **Heart disease/attack, other circulatory system**
- (10) **Infectious disease (virus, bacteria),**
- (11) **Other**

FREQUENCY: Winter quarters only from Winter 04

COVERAGE: Applies to all respondents who have suffered from an illness in last 12 months caused/made worse by work (ILLWRK = 1).

NOTES: If more than one code applies, the one which the respondent says is the most serious or affects them the most is recorded.

AWARE - When first aware of this illness

- (1) **Within the last 12 months**
- (2) **More than one year ago**

FREQUENCY: Winter quarters only from Winter 04

COVERAGE: This variable is only available on ONS datasets.

Applies to all respondents who have suffered from an illness in last 12 months caused/made worse by work (ILLWRK = 1).

TMEOFF - Total time off work in last 12 months as a result of illness caused or aggravated by work

- (1) **No time off work**
- (2) **Less than 1 day**
- (3) **1 to 3 days**
- (4) **4 to 6 days**
- (5) **At least 1 week but less than 2 weeks**
- (6) **At least 2 weeks but less than 1 month**
- (7) **At least 1 month but less than 3 months**
- (8) **At least 3 months but less than 6 months**
- (9) **At least 6 months but less than 9 months**
- (10) **At least 9 months but less than one year**

FREQUENCY: Winter quarters only from Winter 04

COVERAGE: Applies to respondents who are working or have left employment within the last 12 months.

WRKAGN3 - Done do any of the following in last 12 months as a result of illness caused or aggravated by work

- (1) Leave paid work altogether
- (2) Changed job – different employer
- (3) Changed job – same employer
- (4) Changed contracted hours
- (5) Temporarily worked lighter duties or reduced hours
- (6) No change of job or work pattern

FREQUENCY: Winter 04 only.

COVERAGE: Applies to all respondents who have suffered from an illness in last 12 months caused/made worse by work (ILLWRK = 1).

NOTES: This variable is only available on ONS datasets.

If more than one code applies, the most extreme scenario is recorded.

WCHJB3 - Job caused or made illness worse (previously mentioned)

- (1) Same as OCCT
- (2) Same as OCCT2
- (3) Some other job

FREQUENCY: Winter quarters only from Winter 04

COVERAGE: Applies to all respondents who have suffered from an illness in last 12 months caused/made worse by work (ILLWRK = 1) and OCCT = RESPONSE or OCCT2 = RESPONSE.

CHILDCARE

CHATT5(01-10) – Child attendance type

- (1) Playgroup or pre-school
- (2) Day nursery or workplace crèche
- (3) Nursery school
- (4) Infant school
- (5) Primary school
- (6) Breakfast/After school club
- (7) Holiday scheme/club
- (8) Children's Centres/integrated centres/combined centres
- (9) Boarding school (spontaneous only)
- (10) Other (spontaneous only)
- (11) None of the above

FREQUENCY: Autumn quarters only from Autumn 05

COVERAGE: Applies to all respondents who have a child aged 14 and under.

NOTES: This variable replaces CHATT(01-10). Amendments have been made to some of the wording of the answer categories.

In SuperCROSS an additional variable called CHATT5M is available. See note on page 2 for more information on SuperCROSS variables.

CHATT(01-10) - Child attendance type

- (1) Play group
- (2) Day nursery
- (3) Nursery school
- (4) Infant school
- (5) Primary school
- (6) Out of school club
- (7) Holiday scheme
- (8) Family or combined centre
- (9) Boarding school (spontaneous only)
- (10) Other (spontaneous only)
- (11) None of these

FREQUENCY: Autumn quarters only from Autumn 01 to Autumn 03. Autumn quarters only (every 2 years) from Autumn 05

COVERAGE: Applies to all respondents who have a child aged 14 and under.

NOTES: Respondents with children are asked if their child used or attended a variety of childcare *at any time, on any day* during the reference week. 'Attend' means that the child actually attends the provision, not simply that the child was 'registered' to attend.

CHINF(1-2) - Infant school class

- (1) **Reception class**
- (2) **Nursery class**
- (3) **None of these**

FREQUENCY: Autumn quarters only from Autumn 01 to Autumn 03. Autumn quarters only (every 2 years) from Autumn 05

COVERAGE: Applies to all respondents whose child attended an Infants school during the reference week (CHATT5 = 4).

NOTES: CHATT5 replaces CHATT in the derivation of this variable from Spring 05.

CHPRI(1-2) - Primary school class

- (1) **Reception class**
- (2) **Nursery class**
- (3) **None of these**

FREQUENCY: Autumn quarters only from Autumn 01 to Autumn 03. Autumn quarters only (every 2 years) from Autumn 05

COVERAGE: Applies to all respondents whose child attended a Primary school during the reference week (CHATT5 = 5).

NOTES: CHATT5 replaces CHATT in the derivation of this variable from Spring 05.

CTRM - Reference week school period

- (1) **Term time**
- (2) **Half term**
- (3) **Other school holidays**
- (4) **Not applicable**

FREQUENCY: Autumn quarters only from Autumn 01 to Autumn 03. Autumn quarters only (every 2 years) from Autumn 05

COVERAGE: Applies to all respondents who have a child aged between 3-14 years and if child did not attend Nursery, Infant or Primary school (CHATT5 ≠ 3, 4 or 5).

NOTES: CHATT5 replaces CHATT in the derivation of this variable from Spring 05.

Children aged 2 or under are autocoded to N/A. If CHATT5 = 3 (Nursery school), 4 (Infant school), or 5 (Primary school) then this question is autocoded as 1 (Term time).

CHPEO(1-9) - Other carers

- (1) The child's grandparents
- (2) Non-resident parent or ex-partner
- (3) Child's brother or sister
- (4) Other relatives
- (5) Childminder
- (6) Nanny/Au pair (incl. live-in & day nanny)
- (7) Friends or neighbours
- (8) Other non-relatives
- (9) None of these
- (10) Does not require minding (spontaneous only)

FREQUENCY: Autumn quarters only from Autumn 01 to Autumn 03. Autumn quarters only (every 2 years) from Autumn 05

COVERAGE: Applies to all respondents who have a child aged 14 and under.

NOTES: Respondents are asked to identify all those who *at any time, on any day* during the reference week looked after the child in question, other than the resident parent/guardian.

COTH - Other type of childcare

- (1) Yes
- (2) No

FREQUENCY: Autumn quarters only from Autumn 01 to Autumn 03. Autumn quarters only (every 2 years) from Autumn 05

COVERAGE: CHATT5 replaces CHATT in the derivation of this variable from Spring 05.

Applies to all respondents who received some other kind of childcare (CHATT5 = 11 AND CHPEO = 9).

INCOME

Up to Winter 96, all questions in the income section were asked of respondents in wave 5. From Spring 97 they have been asked in wave 1 as well.

Coverage of the following questions includes only people aged 16-69 plus those aged 70 and over who are in employment which means that data for old age pensions etc. will be distorted. The income questions are not addressed to respondents who are self employed.

INCOME PAY BANDS

Pay Bands are used in the variables BANDG, BANDN, BANDG2 & BANDN2.

ANNUAL (£)		MONTHLY (£)		WEEKLY (£)	
1.1	0	2.1	0	3.1	0
1.2	1 - 499	2.2	1 – 49	3.2	1 - 9
1.3	500 - 999	2.3	50 – 99	3.3	10 - 19
1.4	1000 - 1499	2.4	100 – 149	3.4	20 - 29
1.5	1500 - 1999	2.5	150 – 199	3.5	30 - 39
1.6	2000 - 2499	2.6	200 – 249	3.6	40 - 49
1.7	2500 - 2999	2.7	250 – 299	3.7	50 - 59
1.8	3000 - 3499	2.8	300 – 349	3.8	60 - 69
1.9	3500 - 3999	2.9	350 – 399	3.9	70 - 79
1.10	4000 - 4499	2.10	400 – 449	3.10	80 - 89
1.11	4500 - 4999	2.11	450 – 499	3.11	90 - 99
1.12	5000 - 5999	2.12	500 – 549	3.12	100 - 109
1.13	6000 - 6999	2.13	550 – 599	3.13	110 - 124
1.14	7000 - 7999	2.14	600 – 649	3.14	125 - 149
1.15	8000 - 8999	2.15	650 – 699	3.15	150 - 174
1.16	9000 - 9999	2.16	700 – 799	3.16	175 - 199
1.17	10000 - 10999	2.17	800 – 899	3.17	200 - 224
1.18	11000 - 11999	2.18	900 – 999	3.18	225 - 249
1.19	12000 - 12999	2.19	1000 – 1099	3.19	250 - 274
1.20	13000 - 13999	2.20	1100 – 1199	3.20	275 - 299
1.21	14000 - 14999	2.21	1200 – 1299	3.21	300 - 324
1.22	15000 - 15999	2.22	1300 – 1399	3.22	325 - 349
1.23	16000 - 16999	2.23	1400 – 1499	3.23	350 - 374
1.24	17000 - 17999	2.24	1500 – 1599	3.24	375 - 399
1.25	18000 - 18999	2.25	1600 – 1699	3.25	400 - 424
1.26	19000 - 19999	2.26	1700 – 1799	3.26	425 - 449
1.27	20000 - 22999	2.27	1800 – 1899	3.27	450 - 474
1.28	23000 - 25999	2.28	1900 – 1999	3.28	475 - 499
1.29	26000 - 28999	2.29	2000 – 2199	3.29	500 - 549
1.30	29000 - 31999	2.30	2200 – 2499	3.30	550 - 599
1.31	32000 - 34999	2.31	2500 – 2999	3.31	600 - 649
1.32	35000 - 37999	2.32	3000 – 3499	3.32	650 - 699
1.33	38000 - 40999	2.33	3500 – 3999	3.33	700 - 749
1.34	41000 - or more	2.34	4000 - or more	3.34	750 - or more

GROSS INCOME

INCNOW - Prompt to ask income questions

- (1) Now
- (2) Later
- (3) Non-contact (proxy interview not possible)
- (8) Answer state benefit questions only
- (9) Refusal

FREQUENCY: Each quarter from Winter 92

COVERAGE: Applies to all respondents aged 16-69 or those in employment in the reference week.

GROSS99 - Gross pay before deductions

- (1-99994) £1 to £99994 (self assessment)
- (99995) Paid £99995 or more (self assessment)
- (-6) No pay yet received
- (-8) Refusal
- (-9) Don't know

FREQUENCY: Each quarter from Spring 99 (Waves 1 and 5 only)

COVERAGE: Applies to all respondents who are employees and those on a government scheme (not New Deal in the voluntary sector or environmental task force).

NOTES: This variable replaces GOVGRO and EMPGRO from Spring 99.

In SuperCROSS an additional variable called GROSS99C is available. See note on page 2 for more information on SuperCROSS variables.

GRSPRD - Period covered by last (gross) pay

- (1) One week
- (2) Two weeks
- (3) Three weeks
- (4) Four weeks
- (5) Calendar month
- (7) Two calendar months
- (8) Eight times a year
- (9) Nine times a year
- (10) Ten times a year
- (13) Three months/13 weeks
- (26) Six months/26 weeks
- (52) One year/12 months/52 weeks
- (90) Less than one week
- (95) One off/lump sum
- (97) None of these

FREQUENCY: Each quarter from Spring 99 (Waves 1 and 5 only)

COVERAGE: Applies to all respondents giving a figure for either their actual last payment as an employee or on a government scheme, or a figure for the payment which they expect.

NOTES: This question replaces GOEMGB as of Spring 99.

GRSEXP - Gross pay expected

(1-99994)	£1 to £99994 (self assessment)
(99995)	Paid £99995 or more (self assessment)
(-8)	Refusal
(-9)	Don't know

FREQUENCY: Each quarter from Spring 99 (Waves 1 and 5 only)

COVERAGE: Applies to all respondents who have not yet received pay from a government scheme or an employer.

NOTES: This question replaces GOEMEX as of Spring 99.

BANDG - Weekly - monthly - annual pay bands

Winter 92 to Winter 96 - See Volume 5 (LFS Classifications) for band details
Spring 97 onwards - See start of Income section in this volume

FREQUENCY: Each quarter from Winter 92

COVERAGE: Applies to all respondents on a government scheme or employee, who do not know their gross pay.

NOTES: BANDG was changed from a numeric to a text variable in Autumn 97, but the bands are coded using two decimal places.

GRSSWK - Gross weekly pay in main job

Amount (£)

FREQUENCY: Each quarter from Winter 92

COVERAGE: Applies to all respondents who are employees and those on a government scheme.

NOTES: If GRSSWK is greater than £3,500, or GRSSWK is greater than £1,000 and the respondent is a manual worker, then the case is not given an income weight. Non-response to this question will also be zero-weighted.

In Winter 96/97 and Spring 97, some records were coded as zero instead of -8. Users should filter on GRSSWK > 0 to exclude these records.

Standard filters used to calculate average gross weekly earnings are GRSSWK>0 and HOURPAY>0 and HOURPAY<100.

This variable is derived from STAT, EVERWK, INCNOW, NEWDEA4, GRSPRD, GRSEXP, & GROSS99.

In SuperCROSS an additional variable called GRSSWKC is available. See note on page 2 for more information on SuperCROSS variables.

GROSSWK - Gross weekly earning (percentiles) - full/part time employees in main job

Lower decile	}	
Lower quartile	}	
Median	}	£ amounts
Upper quartile	}	
Upper decile	}	

FREQUENCY: Each quarter from Winter 92 to Spring 03.

COVERAGE: Applies to all respondents who are employees and those on a government scheme.

NOTES: This variable was only available on Quanvert datasets. It was derived from STAT, EVERWK, INCNOW, NEWDEAL, GRSPRD, GRSEXP & GROSS99.

HOURPAY - Average gross hourly pay

Amount (£)

FREQUENCY: Each quarter from Autumn 93

COVERAGE: Applies to all respondents who are employees and those on a government scheme.

NOTES: This variable is derived from GRSSWK, POTHR & BUSHR.

Occasionally there are records with abnormally high levels for HOURPAY. Users may wish to filter out such records, for example by specifying HOURPAY = 0 - 99. This method is used for published LFS income data. In Winter 96/97 and Spring 97, some records were coded as zero instead of -8. Users should filter on HOURPAY > 0 to exclude these records.

In SuperCROSS this variable is called HOURPAYC and HOURPAYS. See note on page 2 for more information on SuperCROSS variables.

USGRS99 - Whether gross pay last received is the same as that received each similar period

(1)	Yes
(2)	No
(3)	No usual amount

FREQUENCY: Each quarter from Spring 1999 (Waves 1 and 5 only)

COVERAGE: Applies to all respondents giving a figure for their actual last payment as an employee or on a government scheme, excluding those giving an annual amount.

USUGPAY - What is usual pay received for period covered by last pay

(1-99994)	£1 to £99994 (self assessment)
(99995)	Paid £99995 or more (self assessment)
(-8)	Don't know/Refusal

FREQUENCY: Each quarter from Spring 99 (Waves 1 and 5 only)

COVERAGE: Applies to all respondents giving a figure for their actual last payment as an employee or on government scheme, excluding those giving an annual amount.

In SuperCROSS an additional variable called USUGPAYC is available. See note on page 2 for more information on SuperCROSS variables.

NET INCOME

NET99 - What is take home pay after deductions

(1-99994)	£1 to £99994
(99995)	£99995 or more
(-7)	Same as Gross
(-8)	Don't know/Refusal

FREQUENCY: Each quarter from Spring 99 (Waves 1 and 5 only)

COVERAGE: Applies to all respondents giving a figure for their actual last gross pay as an employee or on a government scheme, and those who did not know the amount.

In SuperCROSS an additional variable called NET99C is available. See note on page 2 for more information on SuperCROSS variables.

YVARY99 - Reason pay varies

(1)	Number of hours, days of work vary
(2)	Amounts of bonuses, tips, commission varies
(3)	Number of hours of overtime varies
(4)	Other reason

FREQUENCY: Each quarter from Spring 99

COVERAGE: Applies to all respondents who have no usual level of net or gross pay from an employer.

NOTES: This variable replaces YVARY and is asked of both employees and those on a government scheme.

BANDN - Weekly - monthly - annual pay bands

Winter 92 to Winter 96 - See Volume 5 (LFS Classifications) for band details
Spring 97 onwards - See start of Income section in this volume

FREQUENCY: Each quarter from Winter 92

COVERAGE: Applies to all respondents who are on government scheme or employees who do not know their net pay.

NOTES: BANDN was changed from a numeric to a text variable in Autumn 1997, but the bands are coded using two decimal places.

NETWK - Net weekly pay in main job**Amount (£)****FREQUENCY:** Each quarter from Winter 92**COVERAGE:** Applies to all respondents who are employees and those on a government scheme.**NOTES:** In Winter 96 and Spring 97, some records were coded as zero instead of -8. Users should filter on HOURPAY > 0 to exclude these records.

This variable is derived from STAT, EVERWK, INCNOW, NEWDEA4, NETPRD, NET99 & BANDN.

In SuperCROSS an additional variable called NETWKC is available. See note on page 2 for more information on SuperCROSS variables.

NETPRD - Period covered by last net pay

- (1) One week
- (2) Two weeks
- (3) Three weeks
- (4) Four weeks
- (5) Calendar month
- (7) Two calendar months
- (8) Eight times a year
- (9) Nine times a year
- (10) Ten times a year
- (13) Three months/13 weeks
- (26) Six months/26 weeks
- (52) One year/12 months/52 weeks
- (90) Less than one week
- (95) One off/lump sum
- (97) None of these

FREQUENCY: Each quarter from Spring 99 (Waves 1 and 5 only)**COVERAGE:** Applies to all respondents giving a figure for their actual last payment as an employee or on a government scheme.**NOTES:** This question replaces NETGA from Spring 99.**USNET99 - Whether last net pay was usual net pay for period covered by payment**

- (1) Yes
- (2) No
- (3) No usual amount

FREQUENCY: Each quarter from Spring 99 (waves 1 and 5 only)**COVERAGE:** Applies to all respondents giving a figure for their actual last net pay as an employee or from a government scheme, or whose net pay was the same as their gross pay, or have not yet received any pay from their employer.**NOTES:** This question replaces USEMPN from Spring 99.

USUNPAY - What would usual amount of net pay for period be

(1-99994)	£1 to £99994
(99995)	£99995 or more
(-7)	Same as Gross
(-8)	Don't know/Refusal

FREQUENCY: Each quarter from Spring 99 (Waves 1 and 5 only)

COVERAGE: Applies to all respondents giving a figure for their actual last net pay as an employee or from a government scheme, or whose net pay was the same as their gross pay, or have not yet received any pay from their employer.

NOTES: This question replaces USEMPN from Spring 99.

In SuperCROSS an additional variable called USUNPAYC is available. See note on page 2 for more information on SuperCROSS variables.

INCCHK - Interviewer check question: whether the amount recorded as net earnings being greater than gross earnings is correct

(1)	Yes
(2)	No

FREQUENCY: Each quarter from Spring 96

COVERAGE: Applies to all respondents whose net pay is greater than their gross pay (NET99 > GROSS99).

NOTES: This variable is available on datasets from Spring 96 to Autumn 99 only, however, it is still asked in the LFS questionnaire.

YPAYL - Reason for pay being less than usual

(1)	Absence from work through illness
(2)	Worked less overtime than usual
(3)	Annual leave
(4)	Bank holiday
(5)	Worked less hours for other reason
(6)	Maternity pay
(7)	Other reason

FREQUENCY: Each quarter from Spring 99 (Waves 1 and 5 only)

COVERAGE: Applies to all respondents whose most recent pay was less than the pay which they would usually receive for the same period of time.

PAYSSP - Whether received Statutory Sick Pay

(1)	Yes
(2)	No

FREQUENCY: Each quarter from Spring 99 (Waves 1 and 5 only)

COVERAGE: Applies to all respondents who did not receive their usual amount of pay, last time they were paid, because of illness absence from work.

YPAYM - Reason for pay being more than usual

- (1) It included advance holiday pay
- (2) It included a tax refund
- (3) Worked more overtime than normal
- (4) It included a pay increase
- (5) It included a bonus payment, tips or commission
- (6) Other reason

FREQUENCY: Each quarter from Spring 99 (Waves 1 and 5 only)

COVERAGE: Applies to all respondents whose most recent pay was more than the pay which they would usually receive for the same period of time.

ERNFILT - Whether last pay contained any additions to basic pay

- (1) Yes
- (2) No
- (3) Don't know

FREQUENCY: Each quarter from Spring 99 (Waves 1 and 5 only)

COVERAGE: Applies to all respondents giving specific amount for last gross or net pay.

ERNCM(01-11) - Payments included in last gross pay

- (1) Overtime payments
- (2) Payments for working unsociable hours
- (3) Shift allowances
- (4) Bonuses
- (5) Profit related pay
- (6) Piecework payments or payment by result
- (7) Tips or gratuities
- (8) London or other regional allowances
- (9) Stand-by or on-call allowances
- (10) Tax credits
- (11) Any other additions to basic pay

FREQUENCY: Each quarter from Spring 01

COVERAGE: Applies to all respondents whose last pay contained additions to their basic pay (ERNFILT = 1 or 3).

NOTES: This question is useful in determining how wage levels correlate with employment patterns, as well as allowing more accurate analysis of how calculations of average hourly earnings should be adjusted to allow for hidden components.

In SuperCROSS an additional variable called ERNCMM is available. See note on page 2 for more information on SuperCROSS variables.

BONCMP(1-4) - Which type of bonus did pay contain

- (1) **Group or team bonuses**
- (2) **Individual bonuses**
- (3) **Commission or sales bonuses**
- (4) **Other type of bonus**

FREQUENCY: Each quarter from Spring 99 (Waves 1 and 5 only)

COVERAGE: Applies to all respondents whose last pay contained additions to their basic pay, in the form of bonuses.

In SuperCROSS an additional variable called BONCMPPM is available. See note on page 2 for more information on SuperCROSS variables.

HOURLY - Whether paid a fixed hourly rate

- (1) **Yes**
- (2) **No**

FREQUENCY: Each quarter from Spring 99 (Waves 1 and 5 only)

COVERAGE: Applies to all respondents whose last pay period is less than monthly, a lump sum or is not known. Respondents should still answer 'yes' here if their rate varies for working at different times of the day (e.g. some people are paid more for working early in the morning).

HRRATE - What is basic hourly rate

- (1-994) **Amount in pounds and pence**
- (995) **£995 or more**
- (-8) **Don't know/Refusal**

FREQUENCY: Each quarter from Spring 99 (Waves 1 and 5 only)

COVERAGE: Applies to all respondents who are paid a fixed hourly rate.

NOTES: In SuperCROSS this variable is called HRRATEC and HRRATES. See note on page 2 for more information on SuperCROSS variables.

OVRTME - At what rate is overtime paid

- (1) **Your normal basic rate of pay**
- (2) **More than your normal basic rate of pay**
- (3) **Or less than your normal basic rate of pay**
- (4) **Don't know**

FREQUENCY: Each quarter from Spring 99 to Winter 2000 (Waves 1 and 5 only). Each quarter from Spring 02

COVERAGE: Applies to all respondents who have ever worked overtime.

METHPY - Usual method of payment

- (1) **Directly into a bank / building society**
- (2) **In cash**
- (3) **By cheque**
- (4) **In kind**
- (5) **Or in some other way**

FREQUENCY: Each quarter from Spring 99 to Winter 03 (Waves 1 and 5 only).

COVERAGE: Applies to all respondents receiving payment from employer or as self employed.

NOTES: Options 4 and 5 are only available if stated spontaneously by the respondent.

PYSLIP - Whether pay slip usually received

- (1) **Yes**
- (2) **No**

FREQUENCY: Each quarter from Spring 99 to Winter 03 (Waves 1 and 5 only).

COVERAGE: Applies to all respondents receiving payment directly to their bank accounts, in cash or by cheque.

USESPLP - Type of documentation used to check income detail

- (1) **Pay slip**
- (2) **Bank / building society accounts / statements**
- (3) **Other**
- (4) **None**

FREQUENCY: Each quarter from Summer 98 (Waves 1 and 5 only)

COVERAGE: Applies to all respondents in work as employees/self-employed responding to pay questions.

GROSS INCOME - SECOND JOB

HOURLY2 - Paid fixed hourly rate in second job

- (1) Yes
(2) No

FREQUENCY: Each quarter from Spring 03

COVERAGE: Applies to all respondents who have a second job and are an employee (STAT2 = 1).

NOTES: Respondents who are paid different rates for working different times or days are coded 1 and asked their basic rate of pay at the next question.

HRRATE2 - Basic hourly rate in second job

- (1-994) Amount in pounds & pence
(995) £995 or more
(-8) Don't know/Refusal

FREQUENCY: Each quarter from Spring 03

COVERAGE: Applies to all respondents who are paid an hourly rate in their second job (HOURLY2 = 1).

NOTES: In SuperCROSS this variable is called HRRATE2C and HRRATE2S. See note on page 2 for more information on SuperCROSS variables.

SECGRO - Gross pay before deductions

- (1-99994) £1 - £99994 (self assessment)
(99995) Paid £99995 or more
(-6) No pay received yet
(-8) Don't know/Refusal

FREQUENCY: Each quarter from Winter 92

COVERAGE: Applies to all respondents who are employees in a second job.

SECGA - Period of gross earnings (2nd Job)**Winter 92 to Winter 95**

- (01) Less than one week
- (02) One week
- (03) Two weeks
- (04) Three weeks
- (05) Four weeks
- (06) Calendar month/five week month
- (07) Three months
- (08) Six months
- (09) One year
- (10) Other period

Spring 96 onwards

- (01) One week
- (02) Two weeks
- (03) Three weeks
- (04) Four weeks
- (05) Calendar month
- (07) Two calendar months
- (08) Eight times a year
- (09) Nine times a year
- (10) Ten times a year
- (13) Three months/13 weeks
- (26) Six months/26 weeks
- (52) One year/12 months/52 weeks
- (90) Less than one week
- (95) One off/lump sum
- (97) None of these

FREQUENCY: Each quarter from Winter 92

COVERAGE: Applies to all respondents who are employees in a second job.

SECEX - Expected gross earnings**Amount of pay**

- (1-99994) £1 - £99994 (self assessment)
- (99995) Paid £99995 or more
- (-8) Don't know/Refusal

FREQUENCY: Each quarter from Winter 92

COVERAGE: Applies to all respondents who are employees in a second job and have not received pay yet.

SECGB - Period of expected earnings

Winter 92 to Winter 95

- (01) Less than one week**
- (02) One week**
- (03) Two weeks**
- (04) Three weeks**
- (05) Four weeks**
- (06) Calendar month/five week month**
- (07) Three months**
- (08) Six months**
- (09) One year**
- (10) Other period**

Spring 96 onwards

- (01) One week**
- (02) Two weeks**
- (03) Three weeks**
- (04) Four weeks**
- (05) Calendar month**
- (07) Two calendar months**
- (08) Eight times a year**
- (09) Nine times a year**
- (10) Ten times a year**
- (13) Three months/13 weeks**
- (26) Six months/26 weeks**
- (52) One year/12 months/52 weeks**
- (90) Less than one week**
- (95) One off/lump sum**
- (97) None of these**

FREQUENCY: Each quarter from Winter 92

COVERAGE: Applies to all respondents who are employees in a second job and have not received pay yet.

BANDG2 - Weekly - monthly - annual pay bands

Winter 92 to Winter 96 - See Volume 5 (LFS Classifications) for band details
Spring 97 onwards - See start of Income section in this volume

FREQUENCY: Each quarter from Winter 92

COVERAGE: Applies to all respondents who are employees in a second job and do not know their gross pay.

NOTES: BANDG2 was changed from a numeric to a text variable in Autumn 1997, but the bands are coded using two decimal places.

GRSSWK2 - Gross weekly pay in second job

Amount (£)

FREQUENCY: Each quarter from Winter 92

COVERAGE: Applies to all respondents who are employees in a second job.

NOTES: This variable is derived from STAT2, INCNOW, SECGRO, SECGA, SECGB, SECEX & BANDG2.

In SuperCROSS an additional variable called GRSSWK2C is available. See note on page 2 for more information on SuperCROSS variables.

NET INCOME - SECOND JOB**SECKET - Net pay after deductions**

(1-99994)	£1 - £99994 (self assessment)
(99995)	Paid £99995 or more
(99997)	Same as gross
(-8)	Don't know/Refusal

FREQUENCY: Each quarter from Winter 92

COVERAGE: Applies to all respondents who are employees in a second job.

SCNTGA - Net pay period of earnings**Winter 92 to Winter 95**

(01)	Less than one week
(02)	One week
(03)	Two weeks
(04)	Three weeks
(05)	Four weeks
(06)	Calendar month/five week month
(07)	Three months
(08)	Six months
(09)	One year
(10)	Other period

Spring 96 onwards

(01)	One week
(02)	Two weeks
(03)	Three weeks
(04)	Four weeks
(05)	Calendar month
(07)	Two calendar months
(08)	Eight times a year
(09)	Nine times a year
(10)	Ten times a year
(13)	Three months/13 weeks
(26)	Six months/26 weeks
(52)	One year/12 months/52 weeks
(90)	Less than one week
(95)	One off/lump sum
(97)	None of these

FREQUENCY: Each quarter from Winter 92

COVERAGE: Applies to all respondents who are employees in a second job.

BANDN2 - Weekly - monthly - annual pay bands (2nd job)

Winter 92 to Winter 96 - See Volume 5 (LFS Classifications) for band details
Spring 97 onwards - See start of Income section in this volume

FREQUENCY: Each quarter from Winter 92

COVERAGE: Applies to all respondents who are employees in a second job and do not know their net pay.

NOTES: BANDN2 was changed from a numeric to a text variable in Autumn 1997, but the bands are coded using two decimal places.

NETWK2 - Net weekly pay in 2nd job

Amount (£)

FREQUENCY: Each quarter from Winter 92

COVERAGE: Applies to all respondents who are employees in a second job.

NOTES: This variable is derived from STAT2, INCNOW, SECNET, SCNTGA & BANDN2.

In SuperCROSS an additional variable called NETWK2C is available. See note on page 2 for more information on SuperCROSS variables.

BROADBANDED VARIABLES

Broadbanded variables are found on the quarterly UA/LA (Unitary Authorities and Local Area) datasets only.

AGEB - Age band

(1)	0-4
(2)	5-10
(3)	11-15
(4)	16-17
(5)	18-24
(6)	25-29
(7)	30-34
(8)	35-39
(9)	40-44
(10)	45-49
(11)	50-54
(12)	55-59
(13)	60-64
(14)	65-69
(15)	70-74
(16)	75+

FREQUENCY: Each quarter from Spring 2000 (on UA/LA datasets only)

COVERAGE: Applies to all respondents.

NOTES: Broadbanding of AGE.

AGEDFEB - Band age at preceding 31 August

(1)	0-4
(2)	5-10
(3)	11-15
(4)	16-17
(5)	18-24
(6)	25-29
(7)	30-34
(8)	35-39
(9)	40-44
(10)	45-49
(11)	50-54
(12)	55-59
(13)	60-64
(14)	65-69
(15)	70-74
(16)	75+

FREQUENCY: Each quarter from Spring 2000 (on UA/LA datasets only)

COVERAGE: Applies to all respondents.

NOTES: Broadbanding of AGEDFE.

HEALB(1-5) - Respondent's health problems (banded)

- (1) **Problems or disabilities connected with arms, legs, hands, feet, back or neck**
- (2) **Difficulty in seeing or hearing**
- (3) **Chest or breathing problems**
Heart, blood pressure or blood circulation problems
Stomach, liver kidney or digestive problems
Diabetes
- (4) **Depression, bad nerves**
Severe or specific learning problems
Mental illness, phobias, panics or other nervous disorders
- (5) **Speech impediment**
Severe disfigurement, skin conditions, allergies
Epilepsy
Progressive illnesses not included elsewhere
Other health problems or disabilities

FREQUENCY: Each quarter from Spring 97 (on UA/LA datasets only)

COVERAGE: Applies to all respondents in employment and all other men aged 16-64 and woman aged 16-59 who said that health or disability problems limit the kind of paid work they can do.

NOTES: Broadbanding of HEAL. This variable replaces HEALBB(1-5) from Spring 1997.

HEALTHB - Health problems which affect respondent the most (banded)

- (1) **Problems or disabilities connected with arms, legs, hands, feet, back or neck**
- (2) **Difficulty in seeing or hearing**
- (3) **Chest or breathing problems**
Heart, blood pressure or blood circulation problems
Stomach, liver kidney or digestive problems
Diabetes
- (4) **Depression, bad nerves or anxiety**
Severe or specific learning problems
Mental illness, phobias, panics or other nervous disorders
- (5) **Speech impediment**
Severe disfigurement, skin conditions, allergies
Epilepsy
Progressive illnesses not included elsewhere
Other health problems or disabilities

FREQUENCY: Each quarter from Spring 97 (on UA/LA datasets only)

COVERAGE: Applies to all respondents in employment and all other men aged 16-64 and woman aged 16-59 who said that health or disability problems limit the kind of paid work they can do.

NOTES: Broadbanding of HEALTH. This variable replaces HEABB(0-2) from Spring 1997.

INDSECS - Industry Sectors in second job (banded)

- (1) Agriculture & Fishing
- (2) Energy & Water
- (3) Manufacturing
- (4) Construction
- (5) Distribution, Hotels & Restaurants
- (6) Transport
- (7) Banking, Finance & Insurance
- (8) Public admin., Education & Health
- (9) Other Services
- (10) Workplace outside UK

FREQUENCY: Each quarter from Winter 93 (on UA/LA datasets only)

COVERAGE: Applies to all respondents in employment who have a regular additional job.

NOTES: Broadbanding of INDS92S.

SNGDEGB - Single subject of degree (banded)

Summer 97 to Winter 03	Spring 04 onwards
(1) Medicine	(1) Medicine and dentistry
(2) Medical related subjects	(2) Medical related subjects
(3) Biological Sciences	(3) Biological Sciences
(4) Agricultural Sciences	(4) Agricultural Sciences
(5) Physical/Environmental Sciences	(5) Physical/Environmental Sciences
(6) Mathematical Sciences & Computing	(6) Mathematical Sciences & Computing
(7) Engineering	(7) Engineering
(8) Technology	(8) Technology
(9) Architecture and related studies	(9) Architecture and related studies
(10) Social Sciences	(10) Social Studies
(11) Business & Financial studies	(11) Law
(12) Librarianship & Information studies	(11) Business & Financial studies
(13) Linguistics, English, Celtic and Ancient	(12) Librarianship & Information studies
(14) European Languages	(13) Linguistics, English, Celtic and Ancient
(15) Other Languages	(14) European Languages
(16) Humanities	(15) Other Languages
(17) Arts	(16) Humanities
(18) Education	(17) Arts
	(18) Education

FREQUENCY: Each quarter from Summer 97 (on UA/LA datasets only)

COVERAGE: Applies to all respondents who have a degree level qualification or equivalent (From Summer 97 to Winter 03: DEGREE = 1, 2, 3 OR QUALS = 8; From Spring 04: DEGREE4 = RESPONSE OR QUALS4 = 8).

NOTES: Broadbanding of SNGDEG. In Spring 04 the coding frame for SNGDEG was up-dated to reflect changes in subjects. Notes on SNGDEG also apply here.

SYSTEM VARIABLES

System variables are included within the LFS questionnaire to aid the flow of the interview and provide additional information which is necessary for the procedure of the survey at subsequent waves, but is not collected for data purposes. Unless otherwise specified, they apply to all persons/households.

Households can be uniquely identified, and tracked through subsequent quarters by using QUOTA, WEEK, W1YR, QRTR, ADD, WAVFND & HHLD. Persons within a household are identified by RECNO.

NURSE - Whether living in NHS accommodation

- (1) **Persons in NHS accommodation**
- (-9) **Persons not in NHS accommodation**

FREQUENCY: Each quarter from Winter 92

NOTES: This variable should be used as a filter for an either/or response only.

HALLRES - Whether living in a hall of residence

- (1) **Yes**
- (2) **No**

FREQUENCY: Each quarter from Summer 96

COVERAGE: Applies to all respondents aged 16 or over.

NOTES: This is an interviewer check question (not asked of the respondent) to confirm whether there are any household members currently living in a hall of residence and therefore eligible to be interviewed as part of this household.

QUOTA - Stint number where interview took place

- (1-223) **Stint number**

FREQUENCY: Each quarter from Spring 92

NOTES: The LFS sample is divided into 223 stints each week to be allocated to face-to-face interviews. See LFS User Guide volume 1 (Background and Methodology) for further information.

WEEK - Week number when interview took place

- (1-13) **Week number**

FREQUENCY: Each quarter from Spring 92

NOTES: There are 13 weeks in each LFS quarter and this variables identifies which week in the quarter the interview took place.

W1YR - Year that address first entered survey

- Single digit number corresponds to last digit of year, e.g. 5 for 1995.

FREQUENCY: Each quarter from Spring 92

QRTR - Quarter that address first entered survey

- (1) **Spring, March - May**
- (2) **Summer, June - August**
- (3) **Autumn, September - November**
- (4) **Winter, December - February**

FREQUENCY: Each quarter from Spring 92

NUMHLD - Number of households at address

(1-81) **Household number**

FREQUENCY: Each quarter from Spring 92

NOTES: From Spring 92 to Summer 94 this variable was called NUMHLD on SPSS datasets. From Autumn 94, this variable is called NUMHHLD on all formats.

ADD - Address number on interviewer address list

(1-80) **Address number**

FREQUENCY: Each quarter from Spring 92

NOTES: This variable is for interviewers use and refers to the number of the address on their address list.

WAVFND - Wave at which household was first found

(1-5) **Wave number**

FREQUENCY: Each quarter from Spring 92

NOTES: The household can change between waves because people move during their time in the survey. This variable allows a change of household to be identified.

HHLID - Household reference

(1-81) **Household reference**

FREQUENCY: Each quarter from Spring 92

NOTES: At some addresses more than one household can be found. NUMHHLD identifies the number of occupied households at a particular address whereas HHLID identifies which household (including vacant households) at that address the data refers to.

THISWV - Wave to which data refers

(1-5) **Wave number**

FREQUENCY: Each quarter from Spring 92

REFWKD - Reference day for current interview

(1-31) Day number

FREQUENCY: Each quarter from Spring 92

REFWKM - Reference month for current interview

(1-12) Month number

FREQUENCY: Each quarter from Spring 92

REFWKY - Reference year for current interview

Two digits corresponding to last two digits of year, e.g. 95 for 1995

FREQUENCY: Each quarter from Spring 92

REFDTE - Reference date for current interview

YYMMDD - where Y is year, M is month, D is day e.g. 961225 for 25 December 1996

FREQUENCY: Each quarter from Autumn 96

NOTES: This variable is an alternative presentation of the information contained in REFWKD, REFWKM & REFWKY. This variable is not available on SuperCROSS datasets.

RECNO - Record number

(1-15) Record number

FREQUENCY: Each quarter from Spring 92

NOTES: This variable is created automatically and establishes the sequence order of individual records. This variable is not available on SuperCROSS datasets.

PERSNO - Person number within household

(0-90) Person number within household
(91-97) Person number within halls of residence

FREQUENCY: Each quarter from Spring 92

NOTES: This variable should only be used for including or excluding persons in student halls of residence. Care should be taken as these are mainly proxy responses.

RESPNO - Person number of the person who completed the interview

(0-97) Person number

FREQUENCY: Each quarter from Spring 92

NOTES: At the end of each individual's interview the interviewer records the PERSNO of the person who completed the interview. Often proxy interviews are conducted, where someone else in the household will answer on behalf of the individual.

H SERIAL - Number that uniquely identifies a household

FREQUENCY: Spring quarters only from Spring 92 to Spring 94. Spring and Autumn quarters from Spring 95

COVERAGE: Applies to all households.

NOTES: This variable is only available on SPSS household datasets. This variable is derived using QUOTA, WEEK, W1YR, QRTR, ADD, WAVFND & HHLID.

F SERIAL - Number that uniquely identifies a family unit

FREQUENCY: Spring quarters only from Spring 92 to Spring 94. Spring and Autumn quarters from Spring 95

COVERAGE: Applies to all family units.

NOTES: This variable is only available on SPSS household datasets. This variable is derived using QUOTA, WEEK, W1YR, QRTR, ADD, WAVFND & HHLID.

TYPINT - Telephone or face-to-face interview

- (1) Telephone
- (2) Face to face

FREQUENCY: Each quarter from Summer 97

NOTES: TYPINT relates to the current interview. Some questions are asked only at wave 1 with information rolled forward or checked at subsequent interviews, so users should be careful about attributing data to a telephone or face-to-face interview without checking first how the data are collected. See LFS User Guide volume 1 (Background and Methodology), section on "Fieldwork".

HOUT - Household outcome

- (11) Full interview
- (12) Economically inactive
- (20) Partially co-operating household
- (31) Refusal to HQ letter
- (36) Outright refusal
- (37) Circumstantial refusal
- (41) Non-contact
- (51) No trace of address
- (52) Not yet built or under construction
- (53) Demolished or derelict
- (54) Vacant or being refurbished
- (55) Non residential or business only
- (56) Institution
- (57) Temporary accommodation/second residence
- (59) Directed not to sample at this address
- (60) Holiday home
- (61) Household no longer resident
- (62) Previously ineligible, now eligible
- (89) Household not finished with

FREQUENCY: Each quarter from Spring 97

LSTHO - Previous household outcome

- (11) Full interview**
- (12) Economically inactive**
- (20) Partially co-operating household**
- (31) Refusal to HQ letter**
- (36) Outright refusal**
- (37) Circumstantial refusal**
- (41) Non-contact**
- (51) No trace of address**
- (52) Not yet built or under construction**
- (53) Demolished or derelict**
- (54) Vacant or being refurbished**
- (55) Non residential or business only**
- (56) Institution**
- (57) Temporary accommodation/second residence**
- (59) Directed not to sample at this address**
- (60) Holiday home**
- (61) Household no longer resident**
- (62) Previously ineligible, now eligible**
- (89) Household not finished with**

FREQUENCY: Each quarter from Spring 97

WEIGHTS

CURRENT WEIGHTS

PERSON LEVEL WEIGHTS

PWT03 - Person weight

FREQUENCY: Each quarter from Spring 92

NOTES: Person weight for regional and UA/LA quarterly files.

In SuperCROSS an additional weight called PWTC03 is available. Please see note on page 2 for more information on SuperCROSS variables.

PIWT03 - Person income weight

FREQUENCY: Each quarter from Spring 92

NOTES: Person income weight for regional and UA/LA quarterly files only.

In SuperCROSS an additional weight called PIWTC03 is available. Please see note on page 2 for more information on SuperCROSS variables.

HOUSEHOLD LEVEL WEIGHTS

HHWT03 - Household weight

FREQUENCY: Spring quarters only from Spring 92 to Spring 94. Spring & Autumn quarters only from Spring 95

NOTES: Household weight for household quarterly files only. On it's own, this weight gives the number of persons. Select on household reference person (RELHRP = 0) to give the number of households. To give the number of family units, select on head of family unit (RELHFU = 1).

PHHWT03 - Person household weight

FREQUENCY: Spring quarters only from Spring 92 to Spring 94. Spring & Autumn quarters only from Spring 95

NOTES: Person household weight for household quarterly files only. This weight appears on SuperCROSS files only. This variable should be used when analysing the number of people in a household.

FHHWT03 - Family household weight

FREQUENCY: Spring quarters only from Spring 92 to Spring 94. Spring & Autumn quarters only from Spring 95

NOTES: Family household weight for household quarterly files only. This weight appears on SuperCROSS files only. This variable should be used when analysing the number of people in a family unit.

WEIGHTS USED PRIOR TO THE 2003 RE-WEIGHTING EXERCISE

INTWT02 - Person weight

FREQUENCY: Each quarter from Spring 2000 to Autumn 03.

NOTES: Person weight for regional and UA/LA quarterly files only. The weights from Spring 2000 onwards are integers; prior to this period they were given up to 2 decimal places. This weight appear on SPSS & SAS files only.

INTIW02 - Person weight for income data

FREQUENCY: Each quarter from Spring 2000 to Autumn 03.

NOTES: Person income weight for regional quarterly files only. The weights from Spring 2000 onwards are integers; prior to this period they were given up to 2 decimal places. This weight appear on SPSS & SAS files only.

PWT - Person weight

FREQUENCY: Each quarter from Spring 92 to Autumn 03.

NOTES: Person income weight for regional and UA/LA quarterly files only. The weights from Spring 2000 onwards are integers; prior to this period they were given up to 3 decimal places. This weight appears on SuperCROSS files only.

In SuperCROSS and additional weight called PWTC is available. Please see note on page 2 for more information on SuperCROSS variables.

PIWT - Person weight for income data

FREQUENCY: Each quarter from Spring 92 to Autumn 03.

NOTES: Person income weight for regional quarterly files only. The weights from Spring 2000 onwards are integers; prior to this period they were given up to 3 decimal places. This weight appears on SuperCROSS files only.

In SuperCROSS and additional weight called PIWTC is available. Please see note on page 2 for more information on SuperCROSS variables.

CURRENT ALALFS WEIGHTS

PWT03 - Person weight

FREQUENCY: Every year from 2000

NOTES: Person weight for annual local area datasets.

In SuperCROSS an additional weight called PWTC03 is available. Please see note on page 2 for more information on SuperCROSS variables.

ALALFS WEIGHTS USED PRIOR TO THE 2003 RE-WEIGHTING EXERCISE

ISAMPWT - Initial sampling weight

ILLFSWT - Computed integer weight

FREQUENCY: Every year from 2000

NOTES: On annual local area datasets only.

INDEX**A**

AAGE.....	20
ACCDAY4.....	334
ACCDNT.....	333
ACCKIND.....	335
ACTHR.....	148
ACTHR2.....	183
ACTPOT.....	149
ACTUOT.....	149
ACTWKDY(1-7).....	142
ADCRES(1-4).....	242
ADCRESM.....	242
ADCWKM.....	242
ADD.....	361
ADDJOB.....	190
ADLEARN.....	319
ADVHST.....	256
AECACT.....	91
AECACTR.....	91
AEDC2.....	294
AGE.....	19
AGEB.....	357
AGEDFE.....	19
AGEDFEB.....	357
AGES.....	20
AMARSTT.....	22
AOFL16.....	83
AOFL19.....	84
AOHL16.....	72
AOHL19.....	72
APPR4.....	280
APPREN.....	280
APPREN2.....	280
APPSAM.....	282
ATFRM2.....	185
ATFROM.....	132
ATRAIN.....	303
ATTEND.....	293
AWARE.....	336
AXFA.....	195
AXFB.....	195
AXPA.....	194
AXPB.....	194
AYFL19.....	84
AYHL19.....	72

B

BACTHR.....	150
BANDG.....	343
BANDG2.....	353
BANDN.....	345
BANDN2.....	356
BANK.....	165
BEFOR.....	224
BEFORF.....	225
BENFTS.....	226
BHNOTA.....	168
BHNOTB.....	168

BHNOTC.....	169
BHPAID.....	168
BNKHOL(01-12).....	166
BNKHOLF.....	168
BONCMP(1-4).....	349
BTEC.....	260
BUSHR.....	150

C

CAIND.....	63
CAMEYR.....	29
CANDG.....	261
CARADV.....	284
CARADV2.....	284
CASHFUL.....	92
CASHTIM.....	92
CCET.....	54
CCTC.....	232
CGNOW.....	291
CGQUL.....	310
CGY.....	300
CHATT(01-10).....	338
CHATT5(01-10).....	338
CHCRES(1-4).....	241
CHCRESM.....	241
CHCWKM.....	241
CHGWLF.....	241
CHINF(1-2).....	339
CHPEO(1-9).....	340
CHPRI(1-2).....	339
CLAIMS.....	228
CMBDEG(01-12).....	253
CMBMAIN.....	253
COMHRS4.....	158
CONMON.....	122
CONMPY.....	121
CONSEY.....	121
CONWKEV.....	164
COTH.....	340
COUNTRY.....	39
COURSE.....	295
COURSEY.....	297
CRY01.....	24
CRYO.....	27
CRYOX.....	28
CSE.....	258
CTRLWK.....	165
CTRM.....	339
CURCODE.....	292
CURCODEY.....	301
CURED.....	294
CYMR.....	32
CYMS.....	32
CYMU.....	31
CYMW.....	32

D

DAYSPPZ.....	160
DEGCLS.....	254

DEGNOW.....	289
DEGQUL.....	308
DEGREE.....	252
DEGREE4.....	251
DEGY.....	298
DFCHSE.....	243
DIFFHR.....	153
DIFJOB.....	190
DIFQUL.....	306
DIFQUL4.....	305
DISCURR.....	331
DLTYP.....	137
DOBD.....	21
DOBM.....	21
DOBY.....	21
DRFP.....	137
DRIVL.....	137
DTEOFBTH.....	21
DURUN.....	201
DURUN2.....	201
DVHRPNUM.....	68
DZONE.....	45

E

ED13WK.....	302
ED1FUT.....	303
ED4WK.....	302
EDAGE.....	279
EDHRS.....	316
EDINS.....	296
ELWA.....	54
EMPLN.....	121
EMPMON.....	121
ENROLL.....	293
ENROLLY.....	297
ERNCM(01-11).....	348
ERNFILT.....	348
ETH01.....	33
ETHAS.....	34
ETHBL.....	35
ETHCEN15.....	35
ETHCEN6.....	36
ETHMX.....	34
ETHWH.....	34
EVDAY.....	161
EVEN3.....	317
EVENY.....	320
EVEROT.....	145
EVERWK.....	98
EVEVE.....	161
EVHM98.....	131
EVNGHT.....	161
EVSAT.....	164
EVSUN.....	164
EXTFU.....	82
EXTHRS.....	198

F

FAMILY(1-4).....	230
------------------	-----

FAMLY03(1-3).....	230	GRSPRD	342	HOME2.....	184
FAMSKT	244	GRSSWK	343	HOMED(1-3)	131
FAMUNIT.....	83	GRSSWK2	354	HOMED2(1-3)	184
FAMWKT	244			HOURLY.....	349
FDPCH15	84	H		HOURLY2.....	351
FDPCH16	85	HALLRES	360	HOURLYPAY.....	344
FDPCH19	85	HDC515.....	72	HOUT	363
FDPCH2	84	HDPCH18.....	72	HOWGET	122
FDPCH4	84	HDPCH19.....	71	HOWTAX	231
FDPCH9	84	HDPCH4	71	HPRMB.....	324
FEEIR(1-5)	314	HEACOMB	73	HRP	68
FHHWT03.....	365	HEAHEAD	73	HRPID.....	79
FIFSAL.....	109	HEAL(01-17).....	326	HRRATE.....	349
FLED9D.....	156	HEALB(1-5).....	358	HRRATE2.....	351
FLEX9D(1-3)	157	HEALIM	329	HSERIAL.....	363
FLEXW1	158	HEALPB(01-10).....	330	HSNGGB(1-2).....	230
FLEXW2	158	HEALTH	328	HSNGNI.....	231
FLEXW3.....	159	HEALTHB	358	HST.....	256
FLEXW4.....	159	HEALYL	331	HSTNOW	291
FLEXW5.....	159	HEALYR	330	HSTQUL.....	310
FLEXW6.....	159	HEAWIFE	74	HSTY	300
FLEXW7.....	159	HGHNOW	289	HWLNG	109
FLEXW8.....	159	HGHQUL	308		
FLEXW9.....	160	HGHY	299	I	
FMDP.....	69	HHLD	361	ILLDAYS(1-7).....	142
FMNDP.....	69	HHTYPE	65	ILLFRI.....	144
FMPLUS	70	HHWT03.....	365	ILLFSWT	367
FTPT.....	114	HIGHO	252	ILLMON	143
FTPTW	114	HIQUAL	268	ILLOFF	143
FTPTWK.....	114	HIQUAL4	266	ILLSAT.....	144
FURN.....	80	HIQUAL4D.....	269	ILLSUN	144
FUSERIAL	363	HIQUAL4DI.....	269	ILLTHU	144
FUTUR13	302	HIQUAL4I	267	ILLTUE	143
FUTUR4	303	HIQUAL5	264	ILLWED.....	143
FUTWK.....	223	HIQUAL5D.....	269	ILLWK	142
FUTYPE.....	82	HIQUALD	270	ILLWRK	335
FWKWEN.....	223	HITQUA	274	ILODEFA	89
G		HITQUA4	273	ILODEFA5	90
GB.....	39	HITQUA5.....	272	ILODEFR.....	89
GCSE.....	257	HLDCMP	66	ILODF5R	90
GCSEFUL(1-5).....	257	HNDK.....	74	INCCHK.....	347
GNVNOW	290	HNEMP.....	74	INCNOW	342
GNVNOW4.....	290	HNFTIME.....	75	INCSUP	228
GNVQ	262	HNFTSTUD.....	75	INDD92L.....	208
GNVQ4	262	HNINAC05.....	74	INDD92M.....	101
GNVQUL	309	HNINACT	75	INDD92S	177
GNVQUL5	309	HNINOWK	78	INDG92L.....	208
GNVY.....	299	HNIWDSC	76	INDG92M.....	101
GOBACK	334	HNIWFAM	77	INDG92S	177
GOR3.....	59	HNIWOTH	77	INDM92L.....	207
GORONE.....	60	HNIWSKD	76	INDM92M	100
GORWK	135	HNIWSTU.....	76	INDM92O.....	239
GORWK2	189	HNNOWK05.....	77	INDM92S	175
GORWK2R.....	188	HNOTSTUD	75	INDS92L.....	207
GORWKR.....	135	HNPEN	73	INDS92M.....	100
GOVTOF	41	HNPTIME	76	INDS92S.....	176
GOVTOF2	42	HNUNEMP	74	INDSECS.....	359
GOVTOR.....	41	HNWKAGE.....	73	INDSECT.....	101
GROSS99.....	342	HNWOTH05.....	77	INECAC05.....	86
GROSSWK.....	344	HOHID	68	INECACA.....	88
GRSEXP.....	343	HOLS	165	INECACR	87
		HOME	131	INETME	215

INTIW02	366	LSC	51	NOLOWA(01-10)	220
INTWT02	366	LSSOTH	158	NOLWF	220
IOUTCOME	63	LSTHO	364	NOLWM	220
IREND2	23			NOPARL	245
ISAMPWT	367			NOWANT	222
<i>J</i>		<i>M</i>		NOWNTF	222
JBAWAY	97	M3CRY	56	NOYSTAT	234
JOBEG	219	M3CRYO	57	NPERSFM	71
JOBED	303	MAINDRV(1-9)	81	NPERSHH	71
JOBLRN(1-3)	311	MAINMA	217	NSECM	119
JOBTMP	116	MAINME	215	NSECMMJ	120
JOBTMP2	182	MAINMS	216	NSTAT	108
JOBTRN	311	MANAG2	179	NSTAT2	179
JOBTYP	116	MANAGE	110	NSTATL	209
JOBTYP2	181	MANAGER	110	NTAXCRD(1-4)	231
JSADUR	228	MANAGLR	209	NTCORGN(1-5)	232
JSATYP	227	MARCHK	22	NTDEV3	319
<i>K</i>		MARDY	22	NTKNW3	319
KEYHOLD	278	MARSEX	23	NTQUL3	318
KEYINT	278	MARSTT	22	NTSTCH	243
<i>L</i>		MATLVE	153	NTSUP3	318
LACADC	243	METHAL(01-14)	214	NUM5UP	259
LACCHC	242	METHM	218	NUMAL	255
LAND96	80	METHMP(01-11)	212	NUMAS	255
LANG	37	METHPY	350	NUMHLD	361
LANGD1	38	METHSE(1-6)	213	NUMILL	335
LANGD2	38	MODAPP	281	NUMOL	260
LANGESW	37	MODAPP4	281	NUMOL4	259
LANGNI	37	MOVED	92	NUMOL5	258
LANGSNC	37	MPNE02	111	NUMOL5F	258
LEA	49	MPNES02	180	NUMOL5O	258
LEFTM	203	MPNLR02	210	NUMOLI	259
LEFTW	203	MPNR02	110	NUMSCE	255
LEFTYR	202	MPNS02	112	NURSE	360
LEISCL	315	MPNSR02	180	NUTS2	46
LEISHRS	315	MPNSS02	181	NUTS3	46
LESPAY	191	<i>N</i>		NVQHI	304
LESPAY2	198	NATIDB	30	NVQKN2	292
LESPAY3	198	NATIDE	30	NVQLE2	292
LEVQUAL	270	NATIDI	30	NVQLEV	263
LEVQUAL5	270	NATIDO	31	NVQLEY	300
LEVQUALI	271	NATIDS	31	NVQQUL	304
LIKEWK	219	NATIDW	31	NVQSAM	304
LIMITA	325	NATION	24	NVQSVQ	263
LIMITK	325	NATLDE(1-6)	29	NVQUN	263
LIVTOG	23	NATLDS(1-6)	29	NVQUN2	292
LKFTPA	194	NATLDW(1-6)	30	NWNCRE	221
LKFTPC	194	NATO	25	<i>O</i>	
LKSELA	193	NATOX	26	OACODE	46
LKSELC	193	NDTYPE	94	OMCONT	113
LKTIMA	224	NDTYPE4	93	OMROLE	113
LKTIMB	224	NET99	345	ONCONV	158
LKWFWM	211	NETPRD	346	ONETEN	112
LKYT4	192	NETWK	346	OTHWP	112
LNGLIM	324	NETWK2	356	OTWPN02	113
LOOK4	192	NEWDEA4	94	OVABL	200
LOOKM(1-3)	190	NEWDEAL	94	OVHRS	199
LP	52	NEWQUL	304	OVNST	199
LPCODE	53	NFAMHH	71	OVRTME	349
		NOCUST	113	OVSKHR	199
		NOLOKF	221	OVST	199
		NOLOOK	221		

OWNBUS	97	R	SC2KSMJ	172	
OYCIRC	233	RDIC92	128	SC2KSMN	173
OYCRY	61	RDMPNO2	127	SCHM04	93
OYCRYO	62	RDOCOD	130	SCHM99	93
OYEQM3	59	RECNO	362	SCNOW	290
OYFTPT	236	REDANY	125	SCNTGA	355
OYMNGE	234	REDCLOS	125	SCQUL	309
OYMPE02	235	REDCLS	130	SCTVEC	260
OYMPR02	235	REDIND	126	SCY	299
OYMPS02	236	REDINDY	129	SECEX	352
OYSIND	233	REDINDYR	129	SECGA	352
OYSOCC	233	REDMNGE	127	SECGB	353
OYSOLO	235	REDMPN2	128	SECGRO	351
OYSTAT	234	REDOCC	126	SECJMB	178
OYSUPVI	234	REDP(1-3)	126	SECJMBR	178
P		REDPAID	124	SECJOB	171
PAIDHRA	148	REDSOLO	127	SECNET	355
PAIDHRU	146	REDSTAT	125	SECTOR	104
PARLEA	245	REDSUPV	126	SECTRO	105
PARLRM	245	REDUND	124	SECTRO03	104
PARLTY	245	REDYLFT	124	SELF(1-4)	109
PAYSSP	347	REDYRS	125	SEX	19
PCA	46	REFDTE	362	SHCONV	156
PDWAGE	108	REFWKD	362	SHFTWK99	155
PENBEN(1-3)	230	REFWKM	362	SHFTYP	155
PENBEN3(1-3)	229	REFWKY	362	SIC80L	206
PERSNO	362	REG3	58	SIC80M	99
PHHWT03	365	REGONE	60	SIC80O	239
PIWT	366	REGWK	134	SIC80S	174
PIWT03	365	REGWK2	187	SINCOM	252
POTHR	147	REGWK2R	186	SKDSBN(1-7)	229
PREFHR	191	REGWKR	133	SKDSBN3(1-7)	229
PRIVEH(01-10)	81	RELBUS	97	SLEARN(1-3)	295
PRXREL	64	RELH96	67	SMESIT	132
PTNCRE	115	RELHFU	83	SMEST2	185
PUBLIC	103	RELHRP	67	SMSXFU	83
PUBLICR	103	RELIG	36	SNGDEG	252
PWT	366	RELP	36	SNGDEGB	359
PWT03	365, 367	RENT96	79	SOA1	46
PYSLIP	350	RESBBY	55	SOA2	47
Q		RESMTH	55	SOC2KAP	281
QALPL99	275	RESPNO	362	SOC2KL	204
QGCSE	257	RESTEM	118	SOC2KM	106
QGCSE4(1-5)	257	RESTEMR	117	SOC2KO	237
QGNVQ	262	RESTME	55	SOC2KR	130
QLPLO99	275	RGADCA	240	SOC2KS	172
QLSTYR(01-11)	249	RGCHCA	240	SOCLAST	204
QRTR	361	ROAD	333	SOCMAIN	106
QUALCH(1-3)	247	RSA	261	SOCONE	237
QUALCH4(1-4)	247	RSANOW	291	SOCSEC	172
QUALCH5(1-5)	246	RSAQUL	309	SOLO	111
QUALS(01-23)	250	RSAY	300	SOLO2	181
QUALS4(01-11)	248	S		SOLOLR	210
QULADV(1-9)	283	SAMELAD	136	SOLOR	111
QULFUT	283	SAMQUL	305	SPCHCA	243
QULHI	286	SC2KLMJ	204	SPLREM	244
QULHI4	285	SC2KLMN	205	START	222
QULHIY	298	SC2KMMJ	106	STAT	108
QULNOW	283	SC2KMMN	107	STAT2	179
QUOTA	360	SC2KOMJ	237	STATLR	209
		SC2KOMN	238	STATR	108
				STUCUR	294
				SUBCOD(1-8)	276

SUBNO(1-8).....	277	TRNFEE(1-5).....	313	WADC91.....	48
SUMHRS.....	154	TRNLEN.....	314	WADO91.....	48
SUPVIS.....	109	TRNOPP.....	311	WAIT.....	219
SUPVIS2.....	179	TRONJB.....	315	WARD03.....	47
<i>T</i>		TRSITE.....	312	WARD98.....	48
T4CODE.....	322	TRVDRV.....	141	WAVFND.....	361
T4HRS.....	322	TRVMTH.....	140	WCHDAY(1-7).....	161
T4PURP.....	322	TRVTME.....	140	WCHFR.....	162
T4WORK.....	323	TTACHR.....	151	WCHJB.....	333
TAUT4.....	322	TTUSHR.....	150	WCHJB3.....	337
TAUTMT3.....	318	TTWA.....	47	WCHMO.....	161
TAUTMTY.....	320	TUCOV.....	170	WCHSA.....	162
TAUTOT3.....	318	TUPRES.....	170	WCHSU.....	162
TAUTOTY.....	321	TWORK.....	322	WCHTH.....	162
TAUTPR3.....	317	TYEMPS.....	193	WCHTU.....	162
TAUTPRY.....	320	TYPHST(1-5).....	256	WCHWE.....	162
TAUTQ3.....	317	TYPILL.....	336	WEEK.....	360
TAUTSK3.....	317	TYPINT.....	363	WHYTMP.....	116
TAUTSKY.....	320	TYPVEH(01-10).....	81	WKFRI.....	163
TAUTSUM.....	321	<i>U</i>		WKMON.....	163
TAXFUT3(1-5).....	232	UACNTY.....	43	WKPART1.....	116
TCODE.....	321	UALA.....	44	WKSAT.....	164
TDIFEMP.....	138	UALADGB.....	45	WKSUN.....	164
TDIFT(1-6).....	139	UALD3.....	45	WKTHU.....	163
TEACH(1-3).....	255	UALDO.....	45	WKTUE.....	163
TEACH4(1-6).....	254	UALDWK.....	45	WKWED.....	163
TECLEC.....	95	UALDWK2.....	45	WLSHBC.....	256
TECLEC4.....	95	UNDABL.....	198	WNLEFT.....	202
TECNOW.....	289	UNDEMP.....	196	WNLEFT2.....	202
TECQUL.....	308	UNDHRS.....	196	WRKAGE.....	20
TECY.....	299	UNDNST.....	197	WRKAGN2.....	334
TELEQA.....	131	UNDSKHR.....	197	WRKAGN3.....	337
TELEQB.....	132	UNDST.....	197	WRKING.....	97
TELQA2.....	184	UNDY98(1-9).....	196	<i>X</i>	
TELBQ2.....	184	UNEMBN(1-2).....	227	XDISDDA.....	332
TEMLN.....	117	UNION.....	170	XFMDC.....	70
TEN96.....	79	UNWYMN.....	197	XFMNDC.....	70
THISWV.....	361	UOTHR.....	147	XR(00-15).....	68
THRS.....	321	URESMC.....	40	<i>Y</i>	
TLEC99.....	50	URIND.....	47	Y2JOB.....	171
TMEOFF.....	336	USCHCA.....	240	YERQAL1.....	276
TMPCON.....	123	USESPL.....	350	YERQAL2.....	276
TMPPAY.....	123	USEVEH.....	81	YERQAL3.....	276
TOTAC1.....	148	USGRS99.....	344	YLESS.....	152
TOTAC2.....	149	USNET99.....	346	YMORE.....	152
TOTFU.....	69	USUGPAY.....	344	YNOTFT.....	115
TOTHRS.....	151	USUHR.....	146	YPAYL.....	347
TOTNUM.....	69	USUNPAY.....	347	YPAYM.....	348
TOTUS1.....	146	USUWRK1.....	160	YPTCIA.....	115
TOTUS2.....	147	USUWRK2.....	160	YPTJOB.....	115
TOTXFU.....	70	USUWRK3.....	160	YSTART.....	222
TPBEN3(1-8).....	226	<i>V</i>		YSTRTF.....	223
TPBN01 (1-8).....	227	VARWF.....	244	YTETJB.....	96
TPURP.....	321	VARWKHR.....	157	YTETMP.....	95
TRATIR.....	313	VARYHR.....	153	YVARY99.....	345
TRDSAME.....	138	VCQPLO.....	275		
TREFEMP.....	137	VOCQPL.....	275		
TREFT(01-10).....	138	<i>W</i>			
TRHR93.....	315	W1YR.....	360		
TRLEAVE.....	137				
TRNDAY.....	314				

DETAILS OF LFS VARIABLES **2006**

CONTENTS

Section	Page
Information About This Guide	1
List of Variables by Subject	3
Individual Demographics	19
Household Characteristics	66
Family Characteristics	89
Economic Activity	94
Main Job	105
Second Job	182
Seeking/Not Seeking Work	201
ILO Unemployment	212
Benefit Entitlement	237
Employment Twelve Months Ago	245
Transition from work into retirement	252
Education and Training	258
Health	338
Child Care	352
Income	355
Broadbanded Variables	371
System Variables	374
Weights	379
Index	382

INFORMATION ABOUT THIS GUIDE

This edition completely replaces the 2005 version. It contains all the LFS variable information contained on that version plus details of all the variables in the 2006 datasets, as well as more up-to-date information and additional notes to some older variables. Information on old LFS variables, between the years 1992 and 2002 can be found in the 2002 version of Volume 3.

NA's and DNA's

Unless otherwise specified in this guide, the coding for “no answer” (NA) and “does not apply” (DNA) are -8 and -9 respectively.

Multi-Response Variables

Multiple response items are questions that can have more than one value for an individual case. This form of question is very useful when respondents are required to select a number of items from a list of possible answers.

The LFS makes use of a number of such questions. For example, ILLDAYS which asks respondents to identify on which day or days of the week they were off work due to sickness or injury. As a week contains seven days, answers to ILLDAYS are stored in one or more of seven separate variables, ILLDAYS1 to ILLDAYS7. Answers are recorded sequentially, so the first answer is held in ILLDAYS1, the second in ILLDAYS2 and so on. A code, one to seven, Monday to Sunday, is used within each variable to distinguish each day.

Some multi-response variables may be “ranked”, in a particular order. QUALS4 is an example of such a variable, where the respondent's highest qualification is recorded in QUALS401, their second highest in QUALS402, and so on.

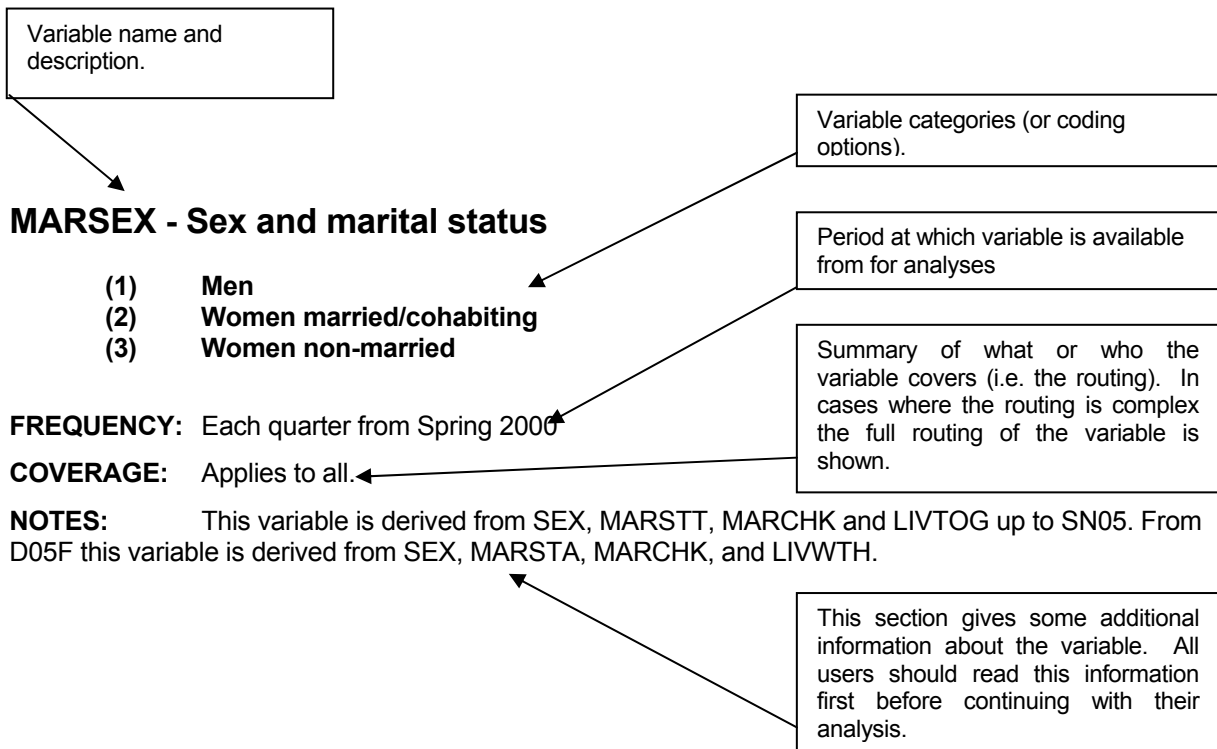
The structure of such variables means that users need to adjust their analysis accordingly e.g. to arrive at the total number of people sick on a Friday you would need to sum answers from ILLDAYS1 to ILLDAYS7. Some data analysis packages have multiple response tools that can assist in this.

Below are a list of all the multi-response variables in the Labour Force Survey:

ACTWKDY(1-7)	HEAL(01-17)	PENBEN(1-3)	TDIFT(1-6)
ADCRES(1-4)	HEALB(1-5)	PENBEN3(1-3)	TEACH(1-3)
	HEALPB(01-10)	PRIVCL(01-10)	TEACH4(1-6)
BNKHOL(01-12)	HOMED(1-3)		TPBN01(1-8)
BONCMP(1-4)	HOMED2(1-3)	QGCSE4(1-5)	TPBEN3(1-8)
	HSNGGB(1-2)	QLSTYR(01-11)	TREFT(01-10)
CHATT(01-10)		QUALCH(1-3)	TRNFEE(1-5)
CHATT5(01-10)	ILLDAYS(1-7)	QUALCH4(1-4)	TYPHST(1-5)
CHINF(1-2)		QUALCH5(1-5)	TYPVCL(01-10)
CHCRES(1-4)	JOBLRN(1-3)	QUALS(01-23)	
CHPEO(1-9)		QUALS4(01-11)	UNDY98(1-9)
CHPRI(1-2)	LOOKM(1-3)	QUALS6(01-11)	UNEMBN(1-2)
CMBDEG(01-12)		QULADV(1-9)	
	METHAL(01-14)		WCHDAY(1-7)
ERNCM(01-11)	METHMP(01-11)	REDP(1-3)	
	METHSE(1-6)		XR(00-15)
FEEIR(1-5)	MAINDRV(1-9)	SELF(1-4)	
FLEX9D(1-3)		SKDSBN(1-7)	
FAMILY(1-4)	NATLDE(1-6)	SKDSBN3(1-7)	
FAMILY03(1-3)	NATLDS(1-6)	SUBCOD(1-8)	
	NATLDW(1-6)	SUBNO(1-8)	
GCSEFUL (1-5)	NOLOWA(01-10)		
	NTCORGN(1-5)		

Layout of Variable Information

All variables in this guide are laid out using the same format as follows:



SuperCROSS variables

All Labour Force Survey data is now available in SuperCROSS format. SuperCROSS allows the tabulation of large datasets, processing and presenting the data in a variety of easily understood formats. To do this, variables in SuperCROSS are presented in a slightly different way.

Variables with the ‘s’ suffix (e.g. ACTHRS) are in the summation options (where only numeric variables are stored) and can be used to calculate averages (continuous numeric) or other maths functions may be applied.

Variables with the ‘c’ suffix (e.g. ACTHRC) are cross classification variables and appear in the fields box. These are mostly used for re-codes (e.g. banded hours), cross tabulations or filtering.

Variables with the ‘m’ suffix (e.g. ACTWKDYM) are multi-coded variables combined to create a new variable that considers more than one response to the same question.

Please check variable notes for SuperCROSS variable names.

LIST OF VARIABLES BY SUBJECT**INDIVIDUAL DEMOGRAPHICS.....19****MAIN CHARACTERISTICS19**

SEX - Sex of respondent	19
AGE - Age of respondent.....	19
AGEDFE - Age of respondent at preceding 31 August.....	19
AGES - Age groups in 5 year intervals	20
WRKAGE - Working age	20
AAGE - Age group	20
DOBD - Date of birth day.....	21
DOBM - Date of birth month	21
DOBY - Date of birth year	21
DTEOFBTH - Date of birth.....	21
MARSTA - Marital status	22
MARSTT - Marital status.....	22
AMARSTT - Marital status	22
MARDY6 - Married/cohabiting	23
MARDY - Married/cohabiting	23
MARCHK - Whether spouse is household member	23
LIVWTH - Whether living together as couple.....	23
LIVTOG - Whether living together as couple.....	24
MARSEX6 - Sex and marital status.....	24
MARSEX - Sex and marital status.....	24
IREND2 - Religious denomination	25

NATIONALITY, NATIONAL IDENTITY, COUNTRY OF BIRTH26

NTNLTY - Nationality	26
NATION - Nationality.....	26
CRY01 - Country of birth.....	26
NATO - Nationality (other).....	27
NATOX - Nationality (other)	28
CRYO - Country of birth	29
CRYOX - Country of birth (other).....	30
CAMEYR - Year of arrival in the UK	31
NATLDE(1-6) - National Identity - England.....	31
NATLDS(1-6) - National Identity - Scotland.....	31
NATLDW(1-6) - National Identity - Wales	32
NATIDB - Whether British national identity.....	32
NATIDE - Whether English national identity	32
NATIDI - Whether Irish national identity.....	32
NATIDS - Whether Scottish national identity	33
NATIDW - Whether Welsh national identity.....	33
NATIDO - Whether other national identity	33
CYMU - Understand spoken Welsh.....	33
CYMS - Speak Welsh	34
CYMR - Read Welsh.....	34
CYMW - Write Welsh	34

ETHNICITY, RELIGION, ENGLISH AS A SECOND LANGUAGE35

ETH01 - Ethnic group	35
ETHWH - White ethnic group	36
ETHMX - Mixed ethnic group.....	36
ETHAS - Asian ethnic group.....	36
ETHBL - Black ethnic group.....	37
ETHCEN15 - Ethnicity revised.....	37
ETHCEN6 - Ethnicity revised.....	38
RELIG - Religion	38
RELP - Whether practising religion.....	38
LANGESW - First language at home.....	39
LANGNI - First language at home	39
LANGSNC - First language at home	39
LANG - First language at home	39
LANGD1 - Language difficulties keeping/finding job	40
LANGD2 - Language difficulties causing problems with education	40

RESIDENTIAL DETAILS	41
COUNTRY - Country within UK	41
GB - Great Britain	41
URESMC - Region of usual residence	41
GOVTOR - Government Office regions	42
GOVTOF - Government Office Regions - Summary	42
GOVTOF2 - Government Office Regions (2 & 3 combined)	43
UACNTY - Unitary Authority / County Level	44
UALA - Unitary Authority / Local Authority	45
UALADGB - Unitary Authorities and LADs of Great Britain	46
UALD3 - Place of residence three months ago	46
UALDO - Place of residence one year ago	46
UALDWK - Place of work	46
UALDWK2 - Place of work in second job	46
DZONE - Scottish Data Zones	46
NUTS2 - NUTS level 2	47
NUTS3 - NUTS level 3	47
OACODE - Census output areas	47
PCA - Parliamentary constituency area	47
SOA1 - Lower layer super output area	47
SOA2 - Middle layer super output area	48
TTWA - Travel to work area	48
URIND - Urban/Rural indicator	48
WARD03 - Ward 2003	48
WARD98 - Ward 98	49
WADC91 - 1991 Census ward code	49
WADO91 - 1991 ONS ward code	49
LEA - Local Education Authorities	50
TLEC99 - Training and enterprise councils	51
LSC - Learning and skills councils	52
LP - Learning Partnerships	53
LPCODE - Learning Partnerships	54
CCET - Community Consortia for Education and Training	55
ELWA - Education and Learning Wales	55
RESTME - Length of time at this address	56
RESMTH - Months at this address	56
RESBBY - Whether respondent is baby	56
M3CRY - Place of residence 3 months ago	57
M3CRYO - Country of residence 3 months ago	58
REG3 - Region of residence 3 months ago	59
GOR3 - Region of residence 3 months ago	60
OYEQM3 - Whether living at same address 12 months ago	60
REGONE - Region of residence 12 months ago	61
GORONE - Region of residence 12 months ago	61
OYCRY - Country of residence 12 months ago	62
OYCRYO - Country of residence 12 months ago	63
RESPONSE DETAILS	64
CAIND - Child/Adult indicator	64
IOUTCOME - Individual outcome	64
PRXREL - Type of proxy response	65
HOUSEHOLD CHARACTERISTICS	66
STRUCTURE	66
HHTYPE6 - Type of household	66
HHTYPE - Type of household	67
HLDCMP6 - Composition of household	68
HLDCMP - Composition of household	69
RELH06 - Relationship to head of household	70
RELH96 - Relationship to head of household	70
RELHRP6 - Relationship to HRP	71
RELHRP - Relationship to HRP	71
HRP - Household reference person	72
DVHRPNUM - Person number of HRP	72
HOHID - Head of household identification	72
XR(00-15) - Relationship to person	73
TOTNUM - Total number of eligible people in household	73

TOTFU - Total number of family units in household	74
FMDP - Number of family units in household with dependent children only	74
FMNDP - Number of family units in household with non-dependent children only	74
FMPLUS - Total number of family units with more than one person	74
TOTXFU - Total number of extended families in household	75
XFMDC - Total number of extended family units in household with dependent children only	75
XFMNDC - Total number of extended family units in household with non-dependent children only	75
NFAMHH - Total number of family units in household	75
NPERSFM - Total number of eligible people in family unit	76
NPERSHH - Total number of eligible people in household	76
HDPCH19 - Number of dependent children in household aged under 19	76
HDPCH4 - Number of children in household aged 4 years or less	76
HDC515 - Number of children in household aged between 5 and 15 years	76
HDPCH18 - Number of children in household aged between 16 and 18 years	77
AOHL16 - Age of oldest dependent child in household aged under 16	77
AOHL19 - Age of oldest dependent child in household aged under 19	77
AYHL19 - Age of youngest dependent child in household aged under 19	77
HOUSEHOLD COMPOSITION	78
HNWKAGE - Number of people in household who are of working age	78
HNPEN - Number of people in household who are of pensionable age	78
HEACOMB - Household economic activity	78
HEAHEAD - Economic activity of head of family unit	78
HEAWIFE - Economic activity of wife of family unit	79
HNDK - Number of people in household whose basic economic activity is not known	79
HNEMP - Number of people in household who are employed	79
HNUNEMP - Number of people in household who are unemployed	79
HNINAC05 - Number of people in household who are inactive	79
HNINACT - Number of people in household who are inactive	80
HNFTSTUD - Number of people in household who are full-time students	80
HNOTSTUD - Number of people in household who are not full-time students	80
HNFTIME - Number of people in household who are working full-time	80
HNPTIME - Number of people in household who are working part-time	81
HNIWSTU - Number of people in household who are inactive, would like work but currently students	81
HNIWSKD - Number of people in household who are inactive, would like work but currently sick/injured/disabled	81
HNIWDSC - Number of people in household who are inactive and would like work but discouraged from seeking work	81
HNIWFAM - Number of people in household who are inactive, would like work but looking after family/home	82
HNWOTH05 - Number of people in household who are inactive for other reasons but would like to work	82
HNIWOTH - Number of people in household who are inactive for other reasons but would like to work	82
HNNOWK05 - Number of people in household who are inactive and do not want work	82
HNINOWK - Number of people in household who are inactive and do not want work	83
HOUSING TENURE	84
HRPID - Respondent accommodation responsibility	84
TEN1 - Accommodation details	84
TEN96 - Accommodation details	84
TIED - Accommodation tied to job	85
RENT96 - Accommodation tied to job	85
LLORD - Landlord of accommodation	85
LAND96 - Landlord of accommodation	86
FURN - Whether accommodation furnished	86
ACCESS TO MOTOR VEHICLES	87
USEVCL - Own or use motor vehicle	87
USEVEH - Own or use motor vehicle	87
TYPVCL(01-10) - Type of vehicle	87
TYPVEH(01-10) - Type of vehicle	88
MAINDRV(1-9) - Driver with most mileage	88
PRIVCL(01-10) - Ownership of vehicle	88
PRIVEH(01-10) - Ownership of vehicle	88
FAMILY CHARACTERISTICS	89
STRUCTURE	89
FUTYPE6 - Type of family unit	89
FUTYPE - Type of family unit	90
EXTFU - Extended family unit	90

SMSXFU - Same sex family unit.....	90
FAMUNIT - Family unit number.....	91
RELHFU - Relationship to head of family.....	91
AOFL16 - Age of oldest dependent child in family under 16.....	91
AOFL19 - Age of oldest dependent child in family under 19.....	91
AYFL19 - Age of youngest dependent child in family under 19.....	92
FDPCH2 - Number of dependent children in family aged under 2.....	92
FDPCH4 - Number of dependent children in family aged between 2 & 4.....	92
FDPCH9 - Number of dependent children in family aged between 5 & 9.....	92
FDPCH15 - Number of dependent children in family aged between 10 & 15.....	92
FDPCH16 - Number of dependent children in family aged under 16.....	92
FDPCH19 - Number of dependent children in family aged under 19.....	93
ECONOMIC ACTIVITY.....	94
<i>BASIC ECONOMIC ACTIVITY</i>.....	94
INECAC05 - Basic economic activity (ILO definition) (reported).....	94
INECACR - Basic economic activity (ILO definition) (reported).....	95
INECACA - Basic economic activity (ILO definition).....	96
ILODEFR - Basic economic activity (ILO definition) (reported).....	97
ILODEFA - Basic economic activity (ILO definition).....	97
ILODF5R - Basic economic activity (ILO definition) (reported).....	98
ILODEFA5 - Basic economic activity (ILO definition).....	98
AECACTR - Economic activity (reported).....	99
AECACT - Economic activity.....	99
<i>MOBILE WORKFORCE</i>.....	100
MOVED - Whether moved because of job relocation.....	100
CASHTIM - Contribution to cost of move from employer.....	100
CASHFUL - Full cost of move covered by employer.....	100
<i>GOVERNMENT TRAINING SCHEMES</i>.....	101
SCHM04 - Government employment and training programme.....	101
SCHM99 - Whether of Government employment or training schemes.....	101
NDTYPE4 - New Deal participants.....	101
NDTYPE - Identifies participants on New Deal specifically for either lone parents or the disabled.....	102
NEWDEA4 - Type of New Deal option.....	102
NEWDEAL - New Deal option.....	102
TECLEC4 - On scheme run by a TEC or LEC.....	103
TECLEC - Whether on scheme run by a TEC or a LEC.....	103
YTETMP - YT, ET, TEC schemes.....	103
YTETJB - Whether had paid job in addition to scheme.....	104
MAIN JOB.....	105
<i>WORKING IN REFERENCE WEEK</i>.....	105
WRKING - Whether did paid work in reference week.....	105
JBAWAY - Whether temporarily away from paid work.....	105
OWNBUS - Whether doing unpaid work for own business.....	105
RELBUS - Whether doing unpaid work for relative's business.....	105
EVERWK - Ever had a paid job or place on scheme.....	106
<i>INDUSTRY CONVERSION VARIABLE</i>.....	107
SIC80M - To compare SIC92 codes to SIC80 codes.....	107
<i>INDUSTRY SIC92</i>.....	108
INDM92M - Industry in main job.....	108
INDS92M - Industry division in main job.....	108
INDD92M - Industry class in main job.....	109
INDG92M - Industry group in main job.....	109
INDSECT - Industry sectors in main job.....	109
<i>PRIVATE OR PUBLIC SECTOR</i>.....	110
PUBLICR - Whether working in public or private sector (reported).....	111
PUBLIC - Whether working in public or private sector.....	111
SECTOR - Whether working for private firm or business.....	112
SECTRO03 - Type of non-private organisation.....	112
SECTRO - Types of non-private organisations.....	113

OCCUPATION	114
SOCMAIN - Occupation in main job	114
SOC2KM - Occupation (main job)	114
SC2KMMJ - Major occupation group (main job).....	114
SC2KMMN - Minor occupation group (main job).....	115
EMPLOYMENT STATUS	116
STAT - Employment status	116
STATR - Employment status in main job (reported).....	116
NSTAT - Employment status in main job.....	116
PDWAGE - Whether paid a salary or wage by an employer	116
SELF(1-4) - Other methods of payment aside from receiving a salary or wage direct from an employer	117
HWLNG - Time respondent has been away from job.....	117
FIFSAL - Amount of wage receiving when away from job	117
SUPVIS - Responsible for supervising	117
MANAGER - Managerial status (reported)	118
MANAGE - Managerial duties or supervising	118
MPNR02 - Number of employees at workplace (reported).....	118
MPNE02 - How many employees at work	119
SOLOR - Self-employed with or without employees (reported).....	119
SOLO - Working alone or employees	119
MPNS02 - How many (s)he employed	120
ONETEN - Number (1 - 10) of employees working for self employed person	120
OTHWP - Whether employer has any other workplaces in the UK (apart from the one the respondent actually works at).....	120
OTWPN02 - Number of employees in total in the UK	121
OMCONT - Whether owns business or has a controlling interest in company worked for	121
OMROLE - Whether having authority to hire or dismiss employees	121
NOCUST - Number of customers which a self employed respondent has	121
FTPTW - Whether working full or part time (employees and self employed people only)	122
FTPT - Whether working full or part time	122
FTPTWK - Whether full or part time in main job	122
YPTJOB - Reason for part time job	123
PTNCRE - Reasons for part-time work.....	123
YNOTFT - Reason not wanting full time job	123
YPTCIA - Reason part-time work	123
WKPART1 - Type of part-time work pattern	124
JOBTYP - Whether job permanent.....	124
JOBTMP - Reason for job not being permanent	124
WHYTMP6 - Reason for taking non-permanent job	124
WHYTMP - Reason for taking non-permanent job	125
TEMLen - Length of non-permanent job.....	125
RESTMR6 - Reason job is temporary (reported)	126
RESTEMR - Reason job is temporary (reported).....	127
RESTEM - Reason job is temporary.....	128
NSECM - NS-SEC category (main job)	129
NSECMJ - NS-SEC class (main job).....	130
CURRENT EMPLOYMENT	131
EMPMON - Months continuously employed	131
EMPLen - Length of time continuously employed	131
CONMPY - Year started working with current employer	131
CONSEY - Year started as continuously self employed.....	131
CONMON - Month started current job	132
HOWGET - How current job was obtained	132
TMPCON - Whether respondent has contract with employment agency.....	133
TMPPAY - Who paid for temporary work.....	133
REDUNDANCY WITHIN LAST 3 MONTHS	134
REDUND - Whether made redundant in last three months.....	134
REDPAID - Left paid job in last 3 months.....	134
REDYLFT - Reason left last job.....	134
REDYRS - Reason regarding care services for leaving job	135
REDANY - Whether made redundant from any other job in last 3 months	135
REDSTAT - Status in job (made redundant from)	135
REDCLOS - Reason for leaving job left in last three months	135
REDP(1-3) - Type of payment received.....	136
REDIND - Whether industry made redundant from is same as previously stated	136
REDOCC - Whether occupation made redundant from is same as previously stated.....	136

REDSUPV - Supervisory responsibility.....	136
REDMNGE - Managerial duties (redundant).....	137
RDMPNO2 - Number of employees at work (redundant).....	137
REDSOLO - Work alone or employees.....	137
REDMPN2 - Number (s)he employed.....	138
RDIC92 - Industry made redundant from.....	138
REDINDYR - Industry made redundant from (reported).....	139
REDINDY - Industry made redundant from.....	139
REDCLS - Industry class made redundant from.....	140
RDOCOD - Occupation made redundant from if different from previously stated.....	140
SOC2KR - Occupation made redundant from.....	140
HOME WORKERS	141
HOME - Whether working from home in main job.....	141
EVHM98 - Whether doing paid or unpaid work at home in main job.....	141
HOMED(1-3) - Worked at least one FULL day at home in reference week in main job.....	141
TELEQA - Used both telephone and computer to carry out work at home.....	141
TELEQB - Whether possible to work at home without using both telephone and computer.....	142
ATFROM - Who working for from home.....	142
SMESIT - Type of work done from home.....	142
LOCATION	143
REGWKR - Region of place of work (reported).....	143
REGWK - Region of place of work.....	144
GORWKR - Region of place of work.....	145
GORWK - Region of place of work.....	145
SAMELAD - Whether lives and works in same Local Authority District.....	146
TRANSPORT AS A BARRIER TO EMPLOYMENT	147
DRIVL - Current UK driving licence.....	147
DRFP - Full or Provisional licence.....	147
DLTYP - Type of driving licence.....	147
TRLEAVE - Left job because of transport problems.....	147
TREFEMP - Turned down job because of transport problems.....	147
TREFT(01-10) - Type of transport difficulties.....	148
TDIFEMP - Transport problems now.....	148
TRDSAME - Same problems as before.....	148
TDIFT(1-6) - Type of transport difficulties.....	149
TRAVEL TO WORK	150
TRVTME - Usual home to work travel time in minutes.....	150
TRVMTH - Usual method of travel to work.....	150
TRVDRV - Use of car/van/minibus/works van to travel to work.....	151
SICKNESS	152
ACTWKDY(1-7) - Days scheduled to work.....	152
ILLWK - Had days off work because sick or injured.....	152
ILLDAYS(1-7) - Days had off sick or injured.....	152
ILLOFF - Number of days off sick in reference week.....	153
ILLMON - Whether off work sick on a Monday.....	153
ILLTUE - Whether off work sick on a Tuesday.....	153
ILLWED - Whether off work sick on a Wednesday.....	153
ILLTHU - Whether off work sick on a Thursday.....	154
ILLFRI - Whether off work sick on a Friday.....	154
ILLSAT - Whether off work sick on a Saturday.....	154
ILLSUN - Whether off work sick on a Sunday.....	154
HOURS	155
EVEROT - Whether ever work paid or unpaid overtime.....	155
TOTUS1 - Total usual hours worked excluding lunch breaks (no overtime).....	156
USUHR - Usual hours worked excluding overtime.....	156
PAIDHRU - Paid hours (based on usual hours per week).....	156
POTHR - Usual hours of paid overtime.....	157
UOTHR - Usual hours of unpaid overtime.....	157
TOTUS2 - Usual hours worked including overtime.....	157
TOTAC1 - Total actual hours worked (no overtime).....	158
ACTHR - Actual hours worked excluding overtime.....	158
PAIDHRA - Paid Hours (based on actual hours per week).....	158
ACTPOT - Actual hours of paid overtime.....	159
ACTUOT - Actual hours of unpaid overtime.....	159

TOTAC2 - Actual hours worked including paid and unpaid overtime.....	159
BUSHR - Total usual hours worked in main job (excluding overtime).....	160
TTUSHR - Total usual hours worked in main job (including overtime).....	160
BACTHR - Basic actual hours in main job (per week).....	160
TTACHR - Total actual hours worked in main job in reference week.....	161
TOTHRS - Total hours worked in reference week.....	161
YLESS6 - Reason worked fewer hours than usual in reference week.....	162
YLESS - Reason worked fewer hours than usual in reference week.....	163
YMORE - Reason for working more weekly hours.....	163
MATLVE - Status of maternity leave.....	164
VARYHR - Whether weekly hours tend to vary.....	164
DIFFHR6 - Whether hours different from usual in reference week.....	164
DIFFHR - Whether hours different from usual in reference week.....	165
SUMHRS - Total actual hours worked in main and second job.....	165
EMPLOYMENT PATTERN	166
SHFTWK99 - Whether shift work done in respondents main job.....	166
SHFTYP - Type of shift pattern.....	166
SHCONV - Whether shift pattern is inconvenient.....	167
FLED9D - Type of agreed work arrangement.....	167
FLEX9D(1-3) - Type of agreed work arrangement.....	168
VARWKHR - Type of working hours pattern.....	168
COMHRS4 - Type of flexi-time arrangement.....	169
ONCONV - Whether zero-hours contract work is inconvenient.....	169
LSSOTH - Time off flexi or annual.....	169
FLEXW1 - Whether respondent works flexi-time.....	169
FLEXW2 - Whether respondent works to annualised hours contract.....	169
FLEXW3 - Whether respondent works to a term time working agreement.....	170
FLEXW4 - Whether respondent's work involves job sharing.....	170
FLEXW5 - Whether respondent works a nine day fortnight.....	170
FLEXW6 - Whether respondent works a four and a half day week.....	170
FLEXW7 - Whether respondent works zero hours contract.....	170
FLEXW8 - Whether respondent works none of the working patterns described.....	170
FLEXW9 - Whether respondent does not know which agreed working arrangements are worked.....	171
DAYSPZ - Number of different days per week worked.....	171
USUWRK1 - Respondents usual pattern of work.....	171
USUWRK2 - Respondents usual pattern of work.....	171
USUWRK3 - Respondents usual pattern of work.....	171
EVDAY - Whether respondent ever works during the day.....	172
EVEVE - Whether respondent ever works during the evening.....	172
EVNGHT - Whether respondent ever works at night.....	172
WCHDAY(1-7) - Which days of the week respondent usually works on.....	172
WCHMO - Whether respondent usually works Monday.....	172
WCHTU - Whether respondent usually works Tuesday.....	173
WCHWE - Whether respondent usually works Wednesday.....	173
WCHTH - Whether respondent usually works Thursday.....	173
WCHFR - Whether respondent usually works Friday.....	173
WCHSA - Whether respondent usually works Saturday.....	173
WCHSU - Whether respondent usually works Sunday.....	173
WKMON - Whether worked on a Monday.....	174
WKTUE - Whether worked on a Tuesday.....	174
WKWED - Whether worked on a Wednesday.....	174
WKTHU - Whether worked on a Thursday.....	174
WKFRI - Whether worked on a Friday.....	174
WKSAT - Whether worked on a Saturday.....	175
WKSUN - Whether worked on a Sunday.....	175
EVSAT - Whether respondent ever works on a Saturday.....	175
EVSUN - Whether respondent ever works on a Sunday.....	175
CONWKEV - Whether evening, night or weekend work is inconvenient.....	175
CTRLWK - Type of control over work schedule.....	176
HOLS - Number of days of paid holiday entitlement.....	176
BANK - Whether respondent worked (in their main job) on any Bank or Public holidays during the period 1 st Dec to 31 st Aug.....	176
BNKHOL(01-12) - Which Bank or Public holidays respondent worked on in last year.....	177
BNKHOLF - How many Bank or Public Holidays did respondent work on in past year.....	179
BHPAID - Whether paid for working on Public Holidays.....	179
BHNOTA - Whether paid at least basic rate for Public holidays not worked.....	179
BHNOTB - Whether paid at least basic rate for Public holiday not worked.....	179
BHNOTC - Reason for not being paid at least basic rate on public holidays not worked in last year.....	180

UNION REPRESENTATION	181
UNION - Whether trade union or staff association member*	181
TUPRES - Whether other people at workplace are members of trade union or staff association*	181
TUCOV - Whether agreements between trade union and employer affect pay and conditions*	181
SECOND JOB	182
REFERENCE – SECOND JOB	182
SECJOB - Whether had second job in reference week	182
Y2JOB - Whether had 2 jobs because of a change of job in reference week	182
OCCUPATION IN SECOND JOB	183
SOCSEC - Occupation in second job	183
SOC2KS - Occupation in second job	183
SC2KSMJ - Major occupation group (second job)	183
SC2KSMN - Minor occupation group (second job)	184
INDUSTRY IN SECOND JOB: CONVERSION VARIABLE	185
SIC80S - To compare SIC92 codes to SIC80 codes	185
INDUSTRY IN SECOND JOB – SIC92	186
INDM92S - Industry in second job	186
INDS92S - Industry division in second job	187
INDD92S - Industry class in second job	188
INDG92S - Industry group in second job	188
EMPLOYMENT STATUS IN SECOND JOB	189
SECJMBR - Employment status in second job (reported)	189
SECJMB - Employment status in second job	189
STAT2 - Employment status in second job (reported)	190
NSTAT2 - Employment status in second job	190
SUPVIS2 - Supervisory responsibility in second job	190
MANAG2 - Managerial duties in second job (reported)	190
MPNSR02 - Number of employees second job (reported)	191
MPNES02 - Number of employees where worked second job	191
SOLO2 - Working alone or employees in second job (reported)	192
MPNSS02 - Number of people employed self in second job	192
JOBTP2 - Permanency of second job	192
JOBTMP2 - How second job not permanent	193
HOURS IN SECOND JOB	194
ACTHR2 - Actual hours in second job including overtime	194
HOME WORKERS – SECOND JOB	195
HOME2 - Whether working from home in additional job	195
HOMED2(1-3) - Work at least one day at home in reference week	195
TELQA2 - Whether respondent uses both a telephone and a computer to carry out work at home	195
TELQB2 - Whether possible to work at home without using both telephone and computer	195
ATFRM2 - Who working for from home in additional job	196
SMEST2 - Type of work done from same grounds etc in additional job	196
LOCATION OF SECOND JOB	197
REGWK2R - Region of workplace for second job (reported)	197
REGWK2 - Region of workplace for second job	198
GORWK2R - Region of workplace for second job (reported)	199
GORWK2 - Region of workplace for second job	200
SEEKING/NOT SEEKING WORK	201
REASON FOR SEEKING A REPLACEMENT/ADDITIONAL PAID JOB	201
DIFJOB - Whether looking for different or additional paid job or business	201
ADDJOB - Whether seeking replacement or additional job	201
LOOKM(1-3) - Reasons for looking for different job	201
PREFHR - Preferred working hours in new job being looked for	202
LESPAY - Whether accept less pay for shorter hours in new job being sought	202
WHETHER LOOKING	203
LOOK4 - Whether looking for paid work in last four weeks	203
LKYT4 - Whether looking for a place on a Government scheme in last four weeks	203

EMPLOYMENT STATUS	204
TYEMPS - Type of employment sought	204
LKSELA - Whether looking for work as employee or self employed	204
LKSELC - Will be starting work as an employee or self-employed	204
LKFTPA - Whether looking for full or part time work	205
LKFTPC - Will be starting full or part time work	205
AXPA - Whether would accept part time work	205
AXPB - Whether would have accepted part time work	205
AXFA - Whether would accept full time work	206
AXFB - Whether would have accepted full time work	206
UNDEREMPLOYMENT	207
UNDEMP - Whether would like to work longer hours, at current basic rate of pay, given the opportunity	207
UNDHRS - Number of extra hours would like to work	207
UNDY98(1-9) - Reasons for not looking for additional or different job with longer hours	207
UNWYMN - Main reason for not looking for additional or different job with longer hours	208
UNDST - Whether available to start working longer hours, or start a job with longer hours, within next two weeks	208
UNDNST - Reason unable to start new job in two weeks	208
UNDSKHR - Approached employer about working more hours	208
UNDABL - Whether employer able to increase hours	209
EXTHRS - Main reason for not taking up extra hours with current employer	209
LESPAY2 - Whether prefer to work shorter hours than at present in current job	209
LESPAY3 - Whether would work shorter hours for less pay	209
OVHRS - How many fewer hours would you like to work	210
OVST - Could start new job working shorter hours in two weeks	210
OVNST - Main reason couldn't start in two weeks	210
OVSKHR - Approached employer about working fewer hours each week	210
OVABL - Employer able to let you work shorter hours	211
ILO UNEMPLOYMENT	212
WHEN LEFT LAST JOB	212
DURUN - Duration of unemployment	212
DURUN2 - Duration of unemployment	212
WNLEFT - When left last job	213
WNLEFT2 - When left last job	213
LEFTYR - Year left last job	213
LEFTM - Month left last job	214
LEFTW - Whether left last job in reference week	214
OCCUPATION IN LAST JOB	215
SOCLAST - Occupation in last job	215
SOC2KL - Occupation (last job)	215
SC2KLMJ - Major occupation group (last job)	215
SC2KLMN - Minor occupation group (last job)	216
INDUSTRY IN LAST JOB – CONVERSION VARIABLE	217
SIC80L - To compare SIC92 codes to SIC80 codes	217
INDUSTRY IN LAST JOB – SIC92	218
INDM92L - Industry in last job	218
INDS92L - Industry division in last job	218
INDD92L - Industry class in last job	219
INDG92L - Industry group in last job	219
EMPLOYMENT STATUS IN LAST JOB	220
STATLR - Employment status last job (reported)	220
NSTATL - Employment status in last job	220
MANAGLR - Managerial status last job (reported)	220
MPNLR02 - Number of employees last job (reported)	221
SOLOLR - Self-employed with or without employees last job (reported)	221
MAIN METHODS OF SEEKING WORK	222
LKWFWM - Main method of looking for work in the last four weeks	222
METHMP(01-11) - Method of looking for work (employees or Government scheme)	223
METHSE(1-6) - Method of looking for work (self employment)	224
METHAL(01-14) - Method of looking for work (no preference)	225
MAINME - Method of looking for work (employees or Government scheme)	226
INETME - Use internet to look for work	226

MAINMS - Method of looking for work (self employment)	227
MAINMA - Method of looking for work (no preference)	228
METHM - Main method of looking for work	229
AVAILABILITY TO START WORK	230
WAIT - Whether waiting to take up job	230
JOBEG - Whether will be starting new job	230
LIKEWK - Whether would like work	230
NOLOWA (01-10) - Reasons for not looking for work in last 4 weeks	231
NOLWM - Main reason not looking for work in last 4 weeks	231
NOLWF - Not looking for work because of looking after family/home	231
NWNCRE - Reasons for not looking for work	232
NOLOOK - Reason not looking for work	232
NOLOKF - Not looking for work because of looking after family/home details	232
NOWANT - Reason not looking for work	233
NOWNTF - Not wanting work because of looking after family/home details	233
START - Whether could start work within the next two weeks	233
YSTART - Reason why could not start work within two weeks	233
YSTRTF - Cannot start work within two weeks because of looking after family/home details	234
FUTWK - Whether respondent thinks they will work in the future	234
FWKWEN - When respondent might work in the future	234
DETAILS OF JOB SEARCH	235
LKTIMA - How long looking for work	235
LKTIMB - How long looking for work	235
BEFOR - Activity before starting to look for work	235
BEFORF - Family/home commitments before looking for work	236
BENEFIT ENTITLEMENT	237
BENFTS - Whether claiming any State Benefits/Tax credits	237
TPBEN3(1-8) - Type of benefit claimed	237
TPBN01(1-8) - Type of benefit or Tax Credit claimed	238
UNEMBN(1-2) - Type of unemployment related benefit claiming	238
JSATYP - Type of Job Seeker's Allowance	238
JSADUR - Length of time claiming Job Seekers Allowance and/or NI Credits	239
CLAIMS - Whether claiming unemployment related benefits	239
INCSP - Whether claiming income support in reference week	239
SKDSBN3(1-7) - Type of sickness or disability benefit claimed	240
SKDSBN(1-7) - Type of sickness or disability benefit received	240
PENBEN3(1-3) - Type of state pension claimed	240
PENBEN(1-3) - Whether receiving state retirement pension	241
FAMILY03(1-3) - Type of family related benefit claimed	241
FAMILY(1-4) - Type of family related benefit received	241
HSNGGB(1-2) - Whether receiving Housing Benefit or Council Tax Benefit (GB)	241
HSNGNI - Whether receiving rent or rate rebate (NI)	242
NTAXCRD5 - Tax credit payments	242
NTAXCRD(1-4) - Tax credit payments	242
HOWTAX - How tax credit paid	243
CCTC5 - Child care tax credit	243
CCTC - Child care tax credit	243
NTCORGN(1-5) - Benefit received before current tax credit	244
TAXFUT3(1-5) - Whether awaiting claim for a tax credit	244
EMPLOYMENT TWELVE MONTHS AGO	245
SITUATION TWELVE MONTHS AGO	245
OYCIRC - Circumstances twelve months ago	245
OYSIND - Whether working for same firm twelve months ago	245
OYSOCC - Whether current occupation same as twelve months ago	245
OYSTAT - Employee or self-employed 1 year ago (reported)	246
NOYSTAT - Employment status twelve months ago	246
OYSUPVI - Supervisory responsibilities 1 year ago	246
OYMNGE - Managerial duties 1 year ago (reported)	246
OYMPR02 - Number of employees at workplace 1 year ago (reported)	247
OYMPE02 - Number of employees where worked 1 year ago	247
OYSOLO - On own or with employees 1 year ago (reported)	247
OYMPS02 - Number of people employed 1 year ago	248

OYFTPT - Full or part time in job twelve months ago.....	248
OCCUPATION TWELVE MONTHS AGO	249
SOCONE - Occupation twelve months ago.....	249
SOC2KO - Occupation 1 year ago	249
SC2KOMJ - Major occupation group 1 year ago.....	249
SC2KOMN - Occupation 1 year ago – minor group	250
INDUSTRY TWELVE MONTHS AGO	251
INDM92O - Industry twelve months ago (SIC92)	251
SIC80O - Industry division twelve months ago (SIC92) - conversion to SIC80.....	251
TRANSITION FROM WORK INTO RETIREMENT	252
TotWrk - Number of years in work	252
StpWrk - Planned age for ending employment in paid work.....	252
StpWrka - Planned age for ending employment in paid work.....	252
ExitWrk – Reported status when left work	253
ReasRet – Reason for retiring	253
ReasRMn - Main reason for retiring.....	253
SlowDwn - Reduction in hours or part-time work taken before retirement	254
MiteSlo - Plans for reducing hours worked or taking up part-time job before retirement	254
ThnkSlo - Reduction of hours worked if returning to employment.....	254
ProRata - Participation in a progressive retirement scheme upon transition towards retirement	255
StayLa - Flexible working arrangements to affect decision to stay in work	255
StayLb - Updating skills to affect decision to stay in work	255
StayLc - Better health and safety to affect decision to stay in work.....	256
AnyPen - Receipt of income from different pension schemes.....	256
WhenPen - Age when first received pensions.....	256
PossPen - Delayed receiving income from pensions	257
FinWrk - Main reason for currently working	257
EDUCATION AND TRAINING	258
QUALIFICATIONS	258
QUALCH5(1-5) - Holds educational/training qualifications from	258
QUALCH4(1-4) - Holds educational/training qualifications.....	259
QUALCH(1-3) - Person in employment with qualifications	259
QUALS6(01-11) - Type of qualification already held	260
QUALS4(01-11) - Type of qualification already held	261
QLSTY6(01-11) - Qualification gained in last 12 months	262
QLSTYR(01-11) - Qualification gained in last 12 months.....	263
QUALS(01-23) - Type of qualifications respondents have (starting with highest).....	264
DEGREE4 - Type of degree already held.....	265
DEGREE - Type of degree	266
HIGHO - Type of higher degree.....	266
SINCOM - Whether degree is single or combined subject.....	266
SNGDEG - Subject of single subject degree	266
CMBDEG(01-12) - Subject areas of combined subject degree.....	267
CMBMAIN - Main subject area studied in qualification.....	267
DEGCLS - Class of degree achieved	268
TEACH4(1-6) - Type of teaching qualifications already held.....	268
TEACH(1-3) - Type of teaching qualification	269
NUMAL - Number of A levels or equivalent.....	269
NUMSCE - Number of SCE highers.....	269
NUMAS - Number of A-S levels.....	269
TYPHST(1-5) - Highest National Qualification.....	270
ADVHST - Whether respondent has one or more Advanced Higher	270
HST - Whether respondent has three or more Highers.....	270
WLSHBC - Level of Welsh Baccalaureate	270
QGCSE4(1-5) - Type of GCSE or equivalent held below grade C/1	271
QGCSE - Whether respondent has any GCSEs below grade C, or SCE Standard Grades 4-7, or O Grades below grade C, or CSEs below grade 1	271
GCSEFUL(1-5) - Type of GCSE or equivalent held above grade C/1	271
GCSE - Whether respondent has any GCSEs grade C or above, or SCE Standard Grades 1-3, or O Grades grade C or above, or CSEs grade 1	271
CSE - Whether respondent has any CSEs at grade 1	272
NUMOL5 - Number of O level/GCSE passes etc already held	272

NUMOL5O - Number of O level, GCSE etc passes held if less than 5.....	272
NUMOL5F - Number of O level, GCSE etc passes held if 5 or more	272
NUMOL4 - Number of O-level, GCSE etc passes already held	273
NUMOLI - Numol imputed.....	273
NUM5UP - Numol - uplifted number with 5 or more GCSE's	273
NUMOL - Number of O levels or equivalent	274
BTEC - Highest BTEC qualification	274
SCTVEC - Highest SCOTVEC qualification	274
RSA - Highest RSA.....	275
CANDG - Highest City and Guilds qualification	275
QGNVQ - Whether respondent has any GNVQs/GSVQs.....	276
GNVQ4 - Type of highest GNVQ/GSVQ already held	276
GNVQ - Highest GNVQ/GSVQ.....	276
NVQSVQ - Whether respondent has any full NVQs or SVQs.....	277
NVQLEV - Highest level of full NVQs or SVQs	277
NVQUN - Whether respondent has any units towards NVQs or SVQs	277
HIGHEST QUALIFICATION	278
HIQUAL5 - Highest qualification/trade apprenticeship	278
HIQUAL4 - Highest qualification/trade apprenticeship	280
HIQUAL4I - Hiqua4 imputed	281
HIQUAL - Highest qualification	282
HIQUAL5D - Highest qualification (detailed grouping)	283
HIQUAL4D - Highest qualification (detailed grouping)	283
HIQUAL4DI - Hiqua4d imputed	283
HIQUALD - Highest qualification (detailed grouping)	284
LEVQUAL5 - Level of highest qualification held	284
LEVQUAL - Level of highest qualification held	284
LEVQUALI - Levqual imputed.....	285
HITQUA5 - Highest qualification training leads to	286
HITQUA4 - Highest qualification training leads to	287
HITQUA - Highest qualification being worked for	288
QALPL99 - How highest qualification obtained	289
QLPLO99 - Way highest qualification obtained	289
VOCQPL - How highest vocational qualification obtained.....	289
VCQPLO - Way highest vocational qualification obtained.....	289
YERQAL1 - When obtained highest qualification	290
YERQAL2 - Age obtained highest qualification	290
YERQAL3 - Year obtained highest qualification	290
SUBCOD(1-8) - Area of study.....	290
SUBNO(1-8) - Qualification at subcod1-8.....	291
KEY SKILLS QUALIFICATIONS	292
KEYHOLD - Any Key Skills qualifications.....	292
KEYINT - Intending to study for Key Skills.....	292
AGE COMPLETED FULL-TIME EDUCATION	293
EDAGE - Age when completed full time education	293
APPRENTICESHIP	294
APPR4 - Recognised trade apprenticeship	294
APPREN - Recognised trade apprenticeship	294
APPREN2 - Apprenticeship discontinued in last year	294
MODAPP4 - Whether apprenticeship part of Modern Apprenticeship	295
MODAPP - Whether apprenticeship forms part of Modern Apprenticeship scheme	295
SOC2KAP - Occupation in apprenticeship	295
APPSAM - Apprenticeship part of main job.....	296
CURRENT STUDY	297
QULNOW - Whether working or studying towards a qualification	297
QULFUT - Back to education in next 12 months	297
QULADV(1-9) - Advice on learning or training classes	297
CARADV - Offered career advice whilst studying.....	298
CARADV2 - Sought career advice whilst studying	298
QULHI4 - What highest qualification current study towards	299
QULHI - Type of qualification being studied for	300
DEGNOW - Level of degree	303
HGHNOW - Type of higher degree studied for.....	303
TECNOW - Level of BTEC/EdExcel/LQL	303
SCNOW - Level of SCOTVEC/SCOTEC/SCOTBEC.....	304

GNVNOW4 - Level GNVQ/GSVQ current study towards	304
GNVNOW - Level of GNVQ/GSVQ	304
RSANOW - Level of RSA	305
CGNOW - Level of City & Guilds	305
HSTNOW - Level at which studying for National qualification	305
NVQKN2 - Whether working towards any NVQs or SVQs	306
NVQLE2 - Highest level of NVQs or SVQs being worked towards	306
NVQUN2 - Whether respondent has units towards full NVQ/SVQ	306
CURCODE - Area of study	306
TYPE OF COURSE	307
ENROLL - Whether enrolled on education course	307
ATTEND - Whether still attending education course	307
CURED - Current education received	308
AEDC2 - Education	308
STUCUR - Whether full-time student	308
COURSE - Type of course all persons are enrolled	309
SLEARN(1-3) - Type of activity used on training	309
EDINS - Type of educational establishment currently being attended	310
QUALIFICATIONS STUDIED FOR IN THE PAST 12 MONTHS	311
ENROLLY - Enrolled on course (excluding leisure) in last year	311
COURSEY - Type of course enrolled on in last year	311
QULHIY - Highest qualification studied for in last year	312
DEGY - Type of degree studied for in last year	312
HGHY - Type of higher degree studied for in last year	313
TECY - Level of BTEC/BEC/TEC studied for in last year	313
SCY - Level of SCOTVEC/SCOTEC/SCOTBEC studied for in last year	313
GNVY - Level of GNVQ/GSVQ studied for in last year	313
RSAY - Level of RSA studied for in last year	314
CGY - Level of City & Guilds studied for in last year	314
HSTY - Level of National Qualification studied for in last year	314
NVQLEY - Highest level of NVQ/SVQ studied for in last year	314
CURCODEY - Subject of highest course studied for in last year	315
RECENTLY COMPLETED TRAINING	316
ED13WK - Job related training or education in the last 3 months	316
FUTUR13 - Job related training or education in the last 13 weeks	316
ED4WK - Job related education or training in last 4 weeks	316
FUTUR4 - Job related education or training in the last 4 weeks	317
ATRAN - Training	317
ED1FUT - Job related training in last week	317
JOBED - Was training part of the education course previously mentioned	317
QUALIFICATIONS FROM STUDY IN LAST 4 WEEKS	318
NEWQUL - Whether education will lead to a qualification	318
NVQQUL - Whether education will lead to an NVQ or SVQ	318
NVQSAM - Check on whether NVQ/SVQ was reported earlier in questionnaire	318
NVQHI - Highest level of NVQ/SVQ education or training leads to	318
SAMQUL - Check on whether qualification was reported earlier in questionnaire	319
DIFQUL4 - Type of qualification 4 week job related training leads to	319
DIFQUL - Type of qualification being studied for (not reported earlier)	320
DEGQUL - Type of degree	322
HGHQUL - Type of higher degree studied for in last 4 weeks	322
TECQUL - Level of BTEC/EdExcel/LQL	322
SCQUL - Level of SCOTVEC/SCOTEC/SCOTBEC	323
GNVQUL5 - Level of GNVQ/GSVQ	323
GNVQUL - Level of GNVQ/GSVQ	323
RSAQUL - Level of RSA	323
CGQUL - Level of City & Guilds	324
HSTQUL - National qualification currently studying	324
ON AND OFF THE JOB TRAINING	325
TRNOPP - Education or training offered	325
JOBTRN - Education & training on or off job	325
JOBLRN(1-3) - Type of training done in last 4 weeks	325
TRSITE - Main place of education or training in work	326
TRATIR - Place of education and training in NI	327
TRNFEE(1-5) - Who pays the fees for training	327
FEEIR(1-5) - Who pays fees for training (NI)	328

TRNLEN - Length of training course.....	328
TRNDAY - Training course less than 1 week long	328
TRHR93 - Time spent on training	329
TRONJB - Time spent training on the job.....	329
LEISCL - Whether taken part in any other leisure or education classes in previous 4 weeks (i.e. not job related)	329
LEISHRS - Number of hours instruction at leisure/education classes	329
EDHRS - Number of hours spent in taught courses/leisure	330
ADULT LEARNING	331
TAUTQ3 - Whether has been on a taught course which has lead (would have led) to qualifications	331
TAUTSK3 - Whether has been on a taught course, designed to help develop skills for a job.....	331
TAUTPR3 - Whether attended any courses / had tuition in driving, playing a musical instrument, an art or craft, sport or practical skill.....	331
EVEN3 - Whether attended evening classes	331
TAUTMT3 - Whether carried out any work on own using materials provided by employer, college, commercial organisation or other training provider	332
TAUTOT3 - Whether has been on any other taught courses or received tuition in anything.....	332
NTQUL3 - Whether studied for qualifications without taking part in a taught course	332
NTSUP3 - Whether received supervised training while actually doing a job.....	332
NTDEV3 - Whether spent any time keeping up to date with developments in the type of work you do without taking a course (i.e. reading books, journals)	333
NTKNW3 - Whether improved knowledge / taught yourself a skill or studied for a qualification without taking part in a taught course	333
ADLEARN - Type of adult learning.....	333
TAUGHT EDUCATION OUTSIDE THE REGULAR EDUCATION SYSTEM	334
TAUTSKY - Taught courses in last year for skills.....	334
TAUTPRY - Attended courses or received instruction in last year	334
EVENY - Attended evening classes in last year	334
TAUTMTY - Any learning with package in last year	334
TAUTOTY - Any other taught courses or instruction in last year	335
TAUTSUM - Number of taught courses in last year	335
TCODE - Subject of most recent course or tuition	335
THRS - Number of hours instruction in last year for most recent course	335
TPURP - Purpose of most recent course or instruction.....	335
TWORK - Was most recent course during work hours	336
TAUT4 - Any taught course in last 4 weeks.....	336
T4HRS - Number of hours spent on course	336
T4CODE - Main subject of course	336
T4PURP - Main purpose of training.....	336
T4WORK - Whether training during work hours	337
HEALTH	338
HEALTH PROBLEMS	338
HPRMB - Prompt to ask health questions	338
LNLGIM - Whether health problem lasting more than 12 months	338
LIMITK - Whether health problem affects the kind of paid work respondent might have done.....	339
LIMITA - Whether health problem affects the amount of paid work that can be done	339
HEAL(01-17) - What health problems does the respondent have.....	340
LERND - Learning difficulty or learning disability?	342
HEALTH - Main health problem.....	342
HEALIM - Whether health problem limits activity.....	343
HEALYR - Any other past health problems or disabilities that have lasted longer than a year.....	344
HEALPB(01-10) - Health problems/disabilities that affected respondent in the past	344
LERNDB - Learning difficulty or learning disability?	345
HEALYL - Whether past health problems or disabilities limited activity	345
DISCURR - Current disability.....	345
XDISDDA - Unadjusted DDA disabled [READ NOTES BEFORE USING THIS VARIABLE]	346
ACCIDENTS	347
ACCDNT - Whether had work related accident in previous 12 months	347
ROAD - How injury was caused.....	347
WCHJB - Job title check	347
GOBACK - How soon able to start work after road accident.....	348
ACCDAY4 - How soon after accident did you go back to work.....	348
WRKAGN2 - Circumstances when returning to work following accident	348
ACCKIND - How accident happened.....	349

ILLWRK - Whether in past 12 months, has suffered any (other) illness, disability or physical or mental problem caused or made worse by job or work done in the past	349
NUMILL - Number of illness caused or made worse by work in last 12 months	349
TYPILL - Type of illness caused or made worse by work in last 12 months	350
AWARE - When first aware of this illness	350
TMEOFF - Total time off work in last 12 months as a result of illness caused or aggravated by work	350
WRKAGN3 - Done do any of the following in last 12 months as a result of illness caused or aggravated by work	351
WCHJB3 - Job caused or made illness worse (previously mentioned)	351

CHILDCARE352

CHATT5(01-10) – Child attendance type	352
CHATT(01-10) - Child attendance type	352
CHINF(1-2) - Infant school class	353
CHPRI(1-2) - Primary school class	353
CTRM - Reference week school period	353
CHPEO(1-9) - Other carers	354
COTH - Other type of childcare	354

INCOME355

GROSS INCOME 356

INCNOW - Prompt to ask income questions	356
GROSS99 - Gross pay before deductions	356
GRSPRD - Period covered by last (gross) pay	356
GRSEXP - Gross pay expected	357
BANDG - Weekly - monthly - annual pay bands	357
GRSSWK - Gross weekly pay in main job	357
GROSSWK - Gross weekly earning (percentiles) - full/part time employees in main job	358
HOURLY - Average gross hourly pay	358
USGRS99 - Whether gross pay last received is the same as that received each similar period	358
USUGPAY - What is usual pay received for period covered by last pay	358

NET INCOME 359

NET99 - What is take home pay after deductions	359
YVARY99 - Reason pay varies	359
BANDN - Weekly - monthly - annual pay bands	359
NETWK - Net weekly pay in main job	360
NETPRD - Period covered by last net pay	360
USNET99 - Whether last net pay was usual net pay for period covered by payment	360
USUNPAY - What would usual amount of net pay for period be	361
INCCHK - Interviewer check question: whether the amount recorded as net earnings being greater than gross earnings is correct	361
YPAYL - Reason for pay being less than usual	361
PAYSSP - Whether received Statutory Sick Pay	361
YPAYM - Reason for pay being more than usual	362
ERNFILT - Whether last pay contained any additions to basic pay	362
ERNCM(01-11) - Payments included in last gross pay	362
BONCMP(1-4) - Which type of bonus did pay contain	363
HOURLY - Whether paid a fixed hourly rate	363
HRRATE - What is basic hourly rate	363
OVRTME - At what rate is overtime paid	363
METHPY - Usual method of payment	364
PYSLIP - Whether pay slip usually received	364
USESPL - Type of documentation used to check income detail	364

GROSS INCOME - SECOND JOB 365

HOURLY2 - Paid fixed hourly rate in second job	365
HRRATE2 - Basic hourly rate in second job	365
SECGRO - Gross pay before deductions	365
SECGA - Period of gross earnings (2nd Job)	366
SECEX - Expected gross earnings	366
SECGB - Period of expected earnings	367
BANDG2 - Weekly - monthly - annual pay bands	367
GRSSWK2 - Gross weekly pay in second job	368

NET INCOME - SECOND JOB 369

SECNET - Net pay after deductions	369
---	-----

SCNTGA - Net pay period of earnings	369
BANDN2 - Weekly - monthly - annual pay bands (2nd job)	370
NETWK2 - Net weekly pay in 2nd job	370

BROADBANDED VARIABLES.....371

AGEB - Age band	371
AGEDFEB - Band age at preceding 31 August.....	371
HEALB(1-5) - Respondent's health problems (banded).....	372
HEALTHB - Health problems which affect respondent the most (banded)	372
INDSECS - Industry Sectors in second job (banded).....	373
SNGDEGB - Single subject of degree (banded)	373

SYSTEM VARIABLES.....374

NURSE - Whether living in NHS accommodation	374
HALLRES - Whether living in a hall of residence	374
QUOTA - Stint number where interview took place	374
WEEK - Week number when interview took place	374
W1YR - Year that address first entered survey	374
QRTR - Quarter that address first entered survey.....	375
NUMHHLD - Number of households at address	375
ADD - Address number on interviewer address list.....	375
WAVFND - Wave at which household was first found.....	375
HHLD - Household reference.....	375
THISWV - Wave to which data refers	375
REFWKD - Reference day for current interview	376
REFWKM - Reference month for current interview	376
REFWKY - Reference year for current interview	376
REFDTE - Reference date for current interview	376
RECNO - Record number	376
PERSNO - Person number within household	376
RESPNO - Person number of the person who completed the interview	376
HSERIAL - Number that uniquely identifies a household	377
FUSERIAL - Number that uniquely identifies a family unit	377
TYPINT - Telephone or face-to-face interview	377
HOUT - Household outcome	377
LSTHO - Previous household outcome	378

WEIGHTS379

***CURRENT WEIGHTS* 379**

PWT03 - Person weight	379
PIWT03 - Person income weight	379
HHWT03 - Household weight	379
PHHWT03 - Person household weight	379
FHHWT03 - Family household weight	379

***WEIGHTS USED PRIOR TO THE 2003 RE-WEIGHTING EXERCISE* 380**

INTWT02 - Person weight.....	380
INTIW02 - Person weight for income data.....	380
PWT - Person weight	380
PIWT - Person weight for income data	380

***CURRENT ALALFS WEIGHTS* 381**

PWT03 - Person weight	381
-----------------------------	-----

***ALALFS WEIGHTS USED PRIOR TO THE 2003 RE-WEIGHTING EXERCISE* 381**

ISAMPWT - Initial sampling weight.....	381
ILLFSWT - Computed integer weight	381

INDIVIDUAL DEMOGRAPHICS

MAIN CHARACTERISTICS

SEX - Sex of respondent

- (1) Male
- (2) Female

FREQUENCY: Each quarter from Spring 92

COVERAGE: Applies to all respondents.

AGE - Age of respondent

(0-99) Age of respondent

FREQUENCY: Each quarter from Spring 92

COVERAGE: Applies to all respondents.

NOTES: Ages over 99 are coded as 99. Text labels are not available for this variable.

The person's age at the end of the reference week is calculated by the computer at the time of the interview. If a person's birthday occurs in the month in which the interview takes place any discrepancies are resolved by checking whether their birthday falls before or after the end of the reference week. Babies under 1 year of age are coded as 0. Age is not re-asked after wave one but it is automatically updated by the laptop based on the date of birth. The one occasion checking is done is when some element of the household box was estimated at the previous wave.

In SuperCROSS an additional variable called AGECE is available. See note on page 2 for more information on SuperCROSS variables.

AGEDFE - Age of respondent at preceding 31 August

(0-99) Age at preceding 31 August

FREQUENCY: Each quarter from Spring 92

COVERAGE: Applies to all respondents.

NOTES: This variable is derived from DOBM, DOBD, REFWKM, REFWKD & AGE. It is used for education purposes (schooling age). It is quarter specific in that the precise derivation differs each quarter.

In SuperCROSS an additional variable called AGEDFEC is available. See note on page 2 for more information on SuperCROSS variables.

AGES - Age groups in 5 year intervals

- (1) 0-4yrs
- (2) 5-9yrs
- (3) 10-15yrs
- (4) 16-19yrs
- (5) 20-24yrs
- (6) 25-29yrs
- (7) 30-34yrs
- (8) 35-39yrs
- (9) 40-44yrs
- (10) 45-49yrs
- (11) 50-54yrs
- (12) 55-59yrs
- (13) 60-64yrs
- (14) 65-69yrs
- (15) 70 and over

FREQUENCY: Each quarter from Spring 92 to Winter 99 (on ONS datasets only). Spring 00 only. Each quarter from Spring 01

COVERAGE: Applies to all respondents.

NOTES: This variable is only available on ONS datasets from Spring 92 to Winter 99. This variable is available for all four quarters in 2000 on SuperCROSS (on ONS datasets only).

WRKAGE - Working age

- (1) Male 16-64
- (2) Female 16-59

FREQUENCY: Each quarter from Spring 92

COVERAGE: Applies to all respondents.

NOTES: This variable is derived from SEX & AGE. This variable is only available on SPSS files from Autumn 02 onwards.

AAGE - Age group

- (1) 0-15
- (2) 16-17
- (3) 18-19
- (4) 20-24
- (5) 25-29
- (6) 30-34
- (7) 35-39
- (8) 40-44
- (9) 45-49
- (10) 50-54
- (11) 55-59
- (12) 60-64
- (13) 65-99

FREQUENCY: Every year from 2000

COVERAGE: Applies to all respondents.

NOTES: This variable is included only on annual local area datasets, which are available only to ONS and those government departments which sponsor the local area enhancements.

DOBD - Date of birth day

(1-31) Date of birth day

FREQUENCY: Each quarter from Spring 92 to Autumn 02. Each quarter from Winter 02 (on ONS/Govt datasets only)

COVERAGE: Applies to all respondents.

NOTES: This variable is only available on ONS/Government datasets from Winter 2002/03. This variable was removed from the public datasets for confidentiality reasons.

DOBM - Date of birth month

(1-12) Month of birth

FREQUENCY: Each quarter from Spring 92

COVERAGE: Applies to all respondents.

DOBY - Date of birth year

(0-99) Last 2 digits of year of birth

FREQUENCY: Each quarter from Spring 92

COVERAGE: Applies to all respondents.

NOTES: From Spring 98 year of birth is the full 4 digits.

DTEOFBTH - Date of birth

YYMMDD - where Y is year, M is month, D is day, e.g. 9961225 for 25 December 1996

FREQUENCY: Each quarter from Autumn 96 to Autumn 02. Each quarter from Winter 02 (on ONS/Govt datasets only)

COVERAGE: Applies to all respondents.

NOTES: This variable is only available on ONS/Government datasets from Winter 2002/03. This variable was removed from the public datasets for confidentiality reasons. This variable is not available on SuperCROSS datasets.

This variable is an alternative presentation of the information contained in DOBD, DOBM and DOBY.

MARSTA - Marital status

- (1) **Single, never married**
- (2) **Married, living with husband/wife**
- (3) **Married, separated from husband/wife**
- (4) **Divorced**
- (5) **Widowed**
- (6) **A civil partner in a legally-recognised Civil Partnership**
- (7) **In a legally-recognised Civil Partnership and separated from his/her civil partner**
- (8) **Formerly a civil partner, the Civil Partnership now legally dissolved**
- (9) **A surviving civil partner: his/her partner having since died**

FREQUENCY: Each quarter from Spring 06

COVERAGE: Applies to all respondents.

NOTES: From Spring 1995-Spring 2006 this variable was called MARSTT.

MARSTT - Marital status

- (1) **Single, never married**
- (2) **Married, living with husband/wife**
- (3) **Married, separated from husband/wife**
- (4) **Divorced**
- (5) **Widowed**

FREQUENCY: Each quarter from Spring 95 to Spring 2006.

COVERAGE: Applies to all respondents.

NOTES: MARSTT & LIVTOG were introduced in Spring 95 to identify co-habitees and replace the variable MARCON. What is recorded here is the informant's true (legal) marital status. Interviewers check marital status if there has been a change in the household since the previous wave. If an informant's spouse is temporarily not living in the household for reasons not connected with a breakdown of the marriage, for example, overseas or looking after an elderly relative, then the spouse remaining in the household should be coded 2 (married and living with spouse), even though both husband and wife are not present.

AMARSTT - Marital status

- (1) **Married or cohabiting**
- (2) **Not married or cohabiting**

FREQUENCY: Every year from 2000

COVERAGE: Applies to all respondents.

NOTES: This variable is included only on annual local area datasets, which are available only to ONS and those government departments which sponsor the local area enhancements.

This variable is derived from MARSTT & LIVTOG.

MARDY6 - Married/cohabiting

- (1) **Married/cohabiting/civil partner**
- (2) **Non married**

FREQUENCY: Each quarter from Spring 2006

COVERAGE: Applies to all respondents.

NOTES: This variable is derived from MARSTA, MARCHK & LIVWTH.

Non-married include those who are single, widowed, divorced or separated from their spouse.

Between Spring 1996 and Spring 2006 this variable was called MARDY.

MARDY - Married/cohabiting

- (1) **Married/cohabiting**
- (2) **Non married**

FREQUENCY: Each quarter from Spring 96 to Spring 2006.

COVERAGE: Applies to all respondents.

NOTES: This variable is derived from MARSTT, MARCHK & LIVTOG up to and including Autumn 2005. From Winter 2005 onwards it is derived from MARSTA, MARCHK & LIVWTH.

Non-married include those who are single, widowed, divorced or separated from their spouse.

MARCHK - Whether spouse is household member

- (1) **Yes**
- (2) **No**

FREQUENCY: Each quarter from Spring 96

COVERAGE: Applies to respondents who are married and living with husband/wife (MARSTT = 2).

NOTES: This variable was introduced in Spring 96 to check whether spouses were included as part of the household. This question has been included to identify married couples who are legally married but do not live together and are therefore not included as members of the household (e.g. spouse working away from home; spouse in prison). Married couples who have legally separated will not be included here, having been coded 3 at MARSTT.

LIVWTH - Whether living together as couple

- (1) **Yes**
- (2) **No**
- (3) **Same sex couple (but not in a formal registered Civil Partnership)**

FREQUENCY: Each quarter from Spring 06

COVERAGE: Applies to all respondents aged 16+ in multi-person households, not married and living with spouse (MARSTA ≠ 2 or MARSTA = -8 AND AGE > 16).

NOTES: This question will apply to all households containing more than one person, and to all respondents who do not describe themselves as married living with a spouse.

Between Spring 1995 and Spring 2006 this variable was called LIVTOG

LIVTOG - Whether living together as couple

- (1) **Yes**
- (2) **No**
- (3) **Same sex couple**

FREQUENCY: Each quarter from Spring 95. **On ONS datasets only from Spring 2006.**

COVERAGE: Applies to all respondents aged 16+ in multi-person households, not married and living with spouse (MARSTT ≠ 2 or MARSTT = -8 AND AGE > 16).

NOTES: This question will apply to all households containing more than one person, and to all respondents who do not describe themselves as married living with a spouse.

MARSTT and LIVTOG were introduced in Spring 95 to identify co-habitees and replace the variable MARCON. Only informants who are living together with their partner in THIS household are coded as living together as a couple. If the interviewer has already been informed that two people are living together as a couple, then there is no need to ask this question. However in most other situations the question should be asked. It should always be asked where there are unrelated people within the household. Same sex couples can be identified at this question ONLY if the information is volunteered by the informants.

MARSEX6 - Sex and marital status

- (1) **Men**
- (2) **Women married/cohabiting/civil partner**
- (3) **Women non-married**

FREQUENCY: Each quarter from Spring 2006

COVERAGE: Applies to all respondents.

NOTES: This variable is derived from SEX, MARSTA, MARCHK & LIVWTH.

This variable was called MARSEX between Spring 2000 and Spring 2006.

MARSEX - Sex and marital status

- (1) **Men**
- (2) **Women married/cohabiting**
- (3) **Women non-married**

FREQUENCY: Each quarter from Spring 2000 to Spring 2006.

COVERAGE: Applies to all respondents.

NOTES: This variable is derived from SEX, MARSTT, MARCHK & LIVTOG.

IREND2 - Religious denomination

- (1) Catholic**
- (2) Presbyterian**
- (3) Church of Ireland**
- (4) Methodist**
- (5) Other Protestant**
- (6) Other religion**
- (7) No denomination**
- (8) Under 16 years**
- (9) Unwilling to answer**

FREQUENCY: Each quarter from Winter 94

COVERAGE: Applies to all respondents in Northern Ireland.

NOTES: This variable is only asked of people in Northern Ireland. It is important to remember that this is a voluntary question. Respondents who refuse to answer, are coded as unwilling.

Other Protestant includes:

Baptist, Free Presbyterian, Unitarian, Congregational, Plymouth Brethren, Church of Nazarene, Church of England, Pentecostal, Mormon, etc.

Other religions include:

Jewish, Hindu, Sikh, Buddhist, Muslim.

NATIONALITY, NATIONAL IDENTITY, COUNTRY OF BIRTH

NTNLTY - Nationality

- (1) UK, British
- (6) Irish Republic
- (36) Hong Kong
- (58) China
- (59) Other

FREQUENCY: Each quarter from Spring 06

COVERAGE: Applies to all respondents.

NOTES: Respondents who said that they were born outside the UK but that they are a citizen of the UK and Colonies or British by registration are coded as UK, British. When running tables filtering on NATION the relevant category of NATO should also be filtered to ensure accuracy.

Between Spring 1992 and Spring 2006 this variable was called NATION.

NATION - Nationality

- (1) UK, British
- (6) Irish Republic
- (36) Hong Kong
- (58) China
- (59) Other

FREQUENCY: Each quarter from Spring 92 to Spring 06. **On ONS datasets only from Spring 06.**

COVERAGE: Applies to all respondents.

NOTES: Respondents who said that they were born outside the UK but that they are a citizen of the UK and Colonies or British by registration are coded as UK, British. When running tables filtering on NATION the relevant category of NATO should also be filtered to ensure accuracy.

CRY01 - Country of birth

- (1) England
- (2) Wales
- (3) Scotland
- (4) Northern Ireland
- (5) UK, Britain (Don't know country)
- (6) Republic of Ireland
- (36) Hong Kong
- (58) China
- (59) Other

FREQUENCY: Each quarter from Spring 01

COVERAGE: Applies to all respondents.

NOTES: This question variable was introduced to record in which part of the UK the respondent was born. If the respondent does not know the part of UK they were born in, but is sure that it was the UK, code 5 is used. If 'Ireland' is given as an answer, the interviewer must check whether it is Northern Ireland (code 4) or the Irish Republic (code 6). The Isle of Man and the Channel Islands are not part of the UK and should be coded 59.

When running tables filtering on CRY01, the relevant category of CRYO should also be filtered to ensure accuracy.

NATO - Nationality (other)

Spring 92 - Winter 92	(52) United States of America	Added Spring 93	Added Spring 1999
(1) United Kingdom/Great Britain	(53) (Other) Caribbean America	(96) Angola	(134) St. Pierre and Miquelon
(6) Irish Republic (inc. pns)	(54) (Other) Central America	(97) Ethiopia	(135) Greenland
(7) Channel islands	(55) (Other) South America	(98) Somalia	(136) Bermuda
(8) Isle of Man	(56) Pakistan	(99) Zaire	(137) Taiwan
(11) Australia	(57) Burma/Myanmar	(100) Cuba	(138) Laos
(12) Canada	(58) China	(101) Mexico	(139) Afghanistan, Bhutan, Republic of the Maldives, Nepal
(13) New Zealand	(59) Japan	(102) Argentina	(140) Thailand
(14) Kenya	(60) Philippines	(103) Brazil	(141) Armenia, Azerbaijan and Georgia
(15) Uganda	(61) Vietnam	(104) Chile	(142) Kazakhstan, Kyrgistan, Tajikistan, Turkmenistan, Uzbekistan
(16) Tanzania	(62) Iran	(105) Colombia	(143) At sea/In the air/Oil rig
(17) Malawi	(63) Israel	(106) Uruguay	(144) Stateless
(18) Zambia	(64) Other Middle East nes	(107) Venezuela	
(19) Zimbabwe	(65) Other Asia (foreign nes)	(108) Iraq	
(20) Botswana, Lesotho and Swaziland	(66) Belgium	(109) Lebanon	
(21) Gambia	(67) Denmark	(110) Indonesia	
(22) Ghana	(68) France (inc. Monaco)	(111) Korea	
(23) Nigeria	(69) Italy	(112) Macao/Macau	
(24) Sierra Leone	(70) Luxembourg	(113) Liechtenstein	
(25) Barbados	(71) Netherlands	(114) Andorra	
(26) Jamaica	(72) Federal Republic of Germany	*(115) At sea/In the air	
(27) Trinidad & Tobago	(73) Germany (pns)	*(116) Stateless	
(28) West Indies (Associated States)	(74) Albania	Added Spring 98	
(29) West Indies (so stated)	(75) Bulgaria	(115) Belarus	
(30) Other Caribbean Commonwealth	(76) German Democratic Republic	(116) Bosnia (Yugoslavia)	
(31) Belize	(77) Czechoslovakia	(117) Croatia	
(32) Guyana	(78) Hungary	(118) Czech Republic	
(33) Bangladesh	(79) Poland	(119) Estonia	
(34) India	(80) Romania	(120) Macedonia (Yugoslavia)	
(35) Sri Lanka	(81) Austria	(121) Lithuania	
(36) Hong Kong	(82) Switzerland	(122) Latvia	
(37) Malaysia	(83) Greece	(123) Moldova	
(38) Singapore	(84) Portugal (inc. Azores & Madeira)	(124) Russia	
(39) Cyprus	(85) Spain (inc. Balearic & Canary Islands)	(125) Slovak Republic	
(40) Gibraltar	(86) Finland	(126) Slovenia	
(41) Malta & Gozo	(87) Norway	(127) Ukraine	
(42) Seychelles	(88) Sweden	(128) San Marino	
(43) Mauritius	(89) (Other) Yugoslavia	(129) Vatican City	
(44) Other New Commonwealth	(90) Other Europe nes	(130) Sudan	
(45) Algeria	(91) Turkey	(131) Cambodia (Khmer Republic)	
(46) Morocco	(92) Former USSR etc.	(132) Indonesia	
(47) Tunisia	(93) Rest of the World nes	(133) Micronesia	
(48) Libya	*(94) At sea/In the air	*(134) At sea/In the air	
(49) Egypt	*(95) Stateless	*(135) Stateless	
(50) Republic of South Africa			
(51) Other Africa (foreign nes)			

Abbreviations: pns = part not stated, nes = not elsewhere stated.

FREQUENCY: Each quarter from Spring 92

COVERAGE: Applies to all respondents whose nationality is not UK, Irish Rep, Hong Kong or China (NATION = 59).

NOTES: Text labels are not available for this variable. Where a respondent has a dual nationality the first one is recorded. It should be noted that from Spring 92 to Winter 92 codes were from 1-95, then from Spring 93 they were increased to 116, from Spring 98 to 135 and from Spring 99 to 144, this is for SOEC purposes as a number of countries were not uniquely identifiable. *Note the change in coding for *At sea/in the air* and *Stateless* in from Spring 93, Spring 98 and Spring 99.

From Winter 93 onwards an axis variable called NATOX has been created that combines both NATION and NATO. This variable lists all countries and also combines them under main headings.

NATOX - Nationality (other)**EUROPE**

- (1) United Kingdom/Great Britain
- (2) Belgium
- (3) Denmark (inc. Greenland)
- (4) France (inc. Monaco)
- (5) Germany
- (6) Greece
- (7) Irish Republic
- (8) Italy (inc. Vatican City)
- (9) Luxembourg
- (10) Netherlands
- (11) Portugal
- (12) Spain
- (13) Andorra
- (14) Austria
- (15) Cyprus
- (16) Gibraltar
- (17) Finland
- (18) Liechtenstein
- (19) Malta & Gozo
- (20) Norway
- (21) Sweden
- (22) Switzerland
- (23) Turkey
- (24) Former Yugoslavia
- (25) Albania
- (26) Bulgaria
- (27) Former Czechoslovakia
- (28) Hungary
- (29) Poland
- (30) Romania
- (31) Former USSR etc.
- (32) Other Europe

AMERICAS

- (33) Barbados
- (34) Belize
- (35) Canada
- (36) Other Caribbean
- (37) Cuba
- (38) Guyana
- (39) Jamaica
- (40) Trinidad & Tobago
- (41) USA
- (42) West Indies
- (43) Other Central America
- (44) Mexico
- (45) Other South America
- (46) Argentina
- (47) Brazil
- (48) Chile
- (49) Colombia
- (50) Uruguay
- (51) Venezuela

AFRICA

- (52) Algeria
- (53) Angola
- (54) Botswana
- (55) Ethiopia
- (56) Egypt
- (57) Gambia
- (58) Ghana
- (59) Kenya
- (60) Libya
- (61) Malawi
- (62) Mauritius
- (63) Morocco
- (64) Nigeria
- (65) South Africa
- (66) Sierra Leone
- (67) Seychelles
- (68) Somalia
- (69) Tanzania
- (70) Tunisia
- (71) Uganda
- (72) Zaire
- (73) Zambia
- (74) Zimbabwe
- (75) Other Africa

INDIAN SUB-CONTINENT

- (76) Bangladesh
- (77) India
- (78) Pakistan

MIDDLE EAST

- (79) Iran
- (80) Iraq
- (81) Israel
- (82) Lebanon
- (83) Other Middle East

REMAINDER OF ASIA

- (84) Burma/Myanmar
- (85) China
- (86) Hong Kong
- (87) Indonesia
- (88) Japan
- (89) Korea
- (90) Macau/Macao
- (91) Malaysia
- (92) Philippines
- (93) Singapore
- (94) Sri Lanka
- (95) Vietnam
- (96) Other Asia

AUSTRALASIA

- (97) Australia
- (98) New Zealand

OTHER COUNTRIES

- (99) Caribbean Commonwealth
- (100) Other New Commonwealth
- (101) Rest of the World
- (102) At sea/In the air
- (103) Stateless

FREQUENCY: Each quarter from Spring 92

COVERAGE: Applies to all respondents.

NOTES: This variable is available in only SuperCROSS format up to Autumn 99 and in all formats from Winter 99. Also see the notes on NATION & NATO listed earlier. This variable is derived from NATION, NATO, CRY01 & CRYO.

This variable is only available on ONS datasets in Autumn 92.

CRYO - Country of birth

Spring 92 - Winter 92	(52) United States of America	Added Spring 93	Added Spring 1999
(1) United Kingdom/Great Britain	(53) (Other) Caribbean	(96) Angola	(134) St. Pierre and Miquelon
(6) Irish Republic (inc. pns)	(54) (Other) Central America	(97) Ethiopia	(135) Greenland
(7) Channel islands	(55) (Other) South America	(98) Somalia	(136) Bermuda
(8) Isle of Man	(56) Pakistan	(99) Zaire	(137) Taiwan
(11) Australia	(57) Burma/Myanmar	(100) Cuba	(138) Laos
(12) Canada	(58) China	(101) Mexico	(139) Afghanistan, Bhutan, Republic of the Maldives, Nepal
(13) New Zealand	(59) Japan	(102) Argentina	(140) Thailand
(14) Kenya	(60) Philippines	(103) Brazil	(141) Armenia, Azerbaijan and Georgia
(15) Uganda	(61) Vietnam	(104) Chile	(142) Kazakhstan,
(16) Tanzania	(62) Iran	(105) Colombia	Kyrgistan, Tajikistan,
(17) Malawi	(63) Israel	(106) Uruguay	Turkmenistan, Uzbekistan
(18) Zambia	(64) Other Middle East nes	(107) Venezuela	*(143) At sea/In the air/Oil rig
(19) Zimbabwe	(65) Other Asia (foreign nes)	(108) Iraq	*(144) Stateless
(20) Botswana, Lesotho and Swaziland	(66) Belgium	(109) Lebanon	
(21) Gambia	(67) Denmark	(110) Indonesia	
(22) Ghana	(68) France (inc. Monaco)	(111) Korea	
(23) Nigeria	(69) Italy	(112) Macao/Macau	
(24) Sierra Leone	(70) Luxembourg	(113) Liechtenstein	
(25) Barbados	(71) Netherlands	(114) Andorra	
(26) Jamaica	(72) Federal Republic of Germany	*(115) At sea/In the air	
(27) Trinidad & Tobago	(73) Germany (pns)	*(116) Stateless	
(28) West Indies (Associated States)	(74) Albania	Added Spring 98	
(29) West Indies (so stated)	(75) Bulgaria	(115) Belarus	
(30) Other Caribbean Commonwealth	(76) German Democratic Republic	(116) Bosnia (Yugoslavia)	
(31) Belize	(77) Czechoslovakia	(117) Croatia	
(32) Guyana	(78) Hungary	(118) Czech Republic	
(33) Bangladesh	(79) Poland	(119) Estonia	
(34) India	(80) Romania	(120) Macedonia (Yugoslavia)	
(35) Sri Lanka	(81) Austria	(121) Lithuania	
(36) Hong Kong	(82) Switzerland	(122) Latvia	
(37) Malaysia	(83) Greece	(123) Moldova	
(38) Singapore	(84) Portugal (inc. Azores & Madeira)	(124) Russia	
(39) Cyprus	(85) Spain (inc. Balearic & Canary Islands)	(125) Slovak Republic	
(40) Gibraltar	(86) Finland	(126) Slovenia	
(41) Malta & Gozo	(87) Norway	(127) Ukraine	
(42) Seychelles	(88) Sweden	(128) San Marino	
(43) Mauritius	(89) (Other) Yugoslavia	(129) Vatican City	
(44) Other New Commonwealth	(90) Other Europe nes	(130) Sudan	
(45) Algeria	(91) Turkey	(131) Cambodia (Khmer Republic)	
(46) Morocco	(92) Former USSR etc.	(132) Indonesia	
(47) Tunisia	(93) Rest of the World nes	(133) Micronesia	
(48) Libya	*(94) At sea/in the air	*(134) At sea/In the air	
(49) Egypt	*(95) Stateless	*(135) Stateless	
(50) Republic of South Africa			
(51) Other Africa (foreign nes)			

Abbreviations: pns = part not stated, nes = not elsewhere stated.

FREQUENCY: Each quarter from Spring 92

COVERAGE: Applies to all respondents whose country of birth is not UK, Irish Rep, Hong Kong or China (CRY01 = 59).

NOTES: Text labels are not available for this variable. Where a respondent has a dual nationality the first one is recorded. It should be noted that from Spring 92 to Winter 92 codes were from 1-95, then from Spring 93 they were increased to 116, from Spring 98 to 135 and from Spring 99 to 144, this is for SOEC purposes as a number of countries were not uniquely identifiable. *Note the change in coding for *At sea/in the air* and *Stateless* in from Spring 93, Spring 98 and Spring 99.

From Winter 93 onwards an axis variable called CRYOX has been created that combines both CRY01 and CRYO. This variable lists all countries and also combines them under main headings.

CRYOX - Country of birth (other)**EUROPE**

- (1) United Kingdom/Great Britain
- (2) Belgium
- (3) Denmark (inc Greenland)
- (4) France (inc Monaco)
- (5) Germany
- (6) Greece
- (7) Irish Republic
- (8) Italy (inc. Vatican City)
- (9) Luxembourg
- (10) Netherlands
- (11) Portugal
- (12) Spain
- (13) Andorra
- (14) Austria
- (15) Cyprus
- (16) Gibraltar
- (17) Finland
- (18) Liechtenstein
- (19) Malta & Gozo
- (20) Norway
- (21) Sweden
- (22) Switzerland
- (23) Turkey
- (24) Former Yugoslavia
- (25) Albania
- (26) Bulgaria
- (27) Former Czechoslovakia
- (28) Hungary
- (29) Poland
- (30) Romania
- (31) Former USSR etc.
- (32) Other Europe

AMERICAS

- (33) Barbados
- (34) Belize
- (35) Canada
- (36) Other Caribbean
- (37) Cuba
- (38) Guyana
- (39) Jamaica
- (40) Trinidad & Tobago
- (41) USA
- (42) West Indies
- (43) Other Central America
- (44) Mexico
- (45) Other South America
- (46) Argentina
- (47) Brazil
- (48) Chile
- (49) Colombia
- (50) Uruguay
- (51) Venezuela

AFRICA

- (52) Algeria
- (55) Angola
- (54) Botswana
- (55) Ethiopia
- (56) Egypt
- (57) Gambia
- (58) Ghana
- (59) Kenya
- (60) Libya
- (61) Malawi
- (62) Mauritius
- (63) Morocco
- (64) Nigeria
- (65) South Africa
- (66) Sierra Leone
- (67) Seychelles
- (68) Somalia
- (69) Tanzania
- (70) Tunisia
- (71) Uganda
- (72) Zaire
- (73) Zambia
- (74) Zimbabwe
- (75) Other Africa

INDIAN SUB-CONTINENT

- (76) Bangladesh
- (77) India
- (78) Pakistan

MIDDLE EAST

- (79) Iran
- (80) Iraq
- (81) Israel
- (82) Lebanon
- (83) Other Middle East

REMAINDER OF ASIA

- (84) Burma/Myanmar
- (85) China
- (86) Hong Kong
- (87) Indonesia
- (88) Japan
- (89) Korea
- (90) Macau/Macao
- (91) Malaysia
- (92) Philippines
- (93) Singapore
- (94) Sri Lanka
- (95) Vietnam
- (96) Other Asia

AUSTRALASIA

- (97) Australia
- (98) New Zealand

OTHER COUNTRIES

- (99) Caribbean Commonwealth
- (100) Other New Commonwealth
- (101) Rest of the World
- (102) At sea/In the air
- (103) Stateless

FREQUENCY: Each quarter from Spring 92

COVERAGE: Applies to all respondents.

NOTES: This variable is derived from CRY01 & CRYO. See notes in CRYO. This variable is available in only SuperCROSS format up to Autumn 99 and in all formats from Winter 99.

CAMEYR - Year of arrival in the UK

Year of arrival

FREQUENCY: Each quarter from Spring 92

COVERAGE: Applies to respondents who are not born in UK, Britain (CRY01 ≠ 1)

NOTES: First arrival means for any purpose, including holiday trips. Text labels are not available for this variable. 'Arrive' refers to the date of arrival to take up residence. If preceded by a holiday to this country and there is no break between the holiday and staying on, the date of arrival for the holiday is included. If there is a break before taking up residence, the holiday arrival date is not included.

If the respondent takes up residence in this country, leaves the country to live elsewhere before returning to take up permanent residence again, it is the first date of arriving in this country that is required.

Anyone who arrived more than 99 years ago is coded as if it was exactly 99 years ago.

Users are advised to filter on CRYOX UK/GB as people who said their country of birth is Ireland (pns), Channel Islands, or Isle of Man are not coded as UK/GB in the variable CRY01.

NATLDE(1-6) - National Identity - England

- (1) **English**
- (2) **Scottish**
- (3) **Welsh**
- (4) **Irish**
- (5) **British**
- (6) **Other**

FREQUENCY: Each quarter from Summer 04

COVERAGE: Applies to all respondents in England.

NOTES: This variable is included on ONS datasets only.

NATLDS(1-6) - National Identity - Scotland

- (1) **Scottish**
- (2) **English**
- (3) **Welsh**
- (4) **Irish**
- (5) **British**
- (6) **Other**

FREQUENCY: Each quarter from Summer 04

COVERAGE: Applies to all respondents in Scotland.

NOTES: This variable is included on ONS datasets only.

NATLDW(1-6) - National Identity - Wales

- (1) **Welsh**
- (2) **English**
- (3) **Scottish**
- (4) **Irish**
- (5) **British**
- (6) **Other**

FREQUENCY: Each quarter from Summer 04

COVERAGE: Applies to all respondents in Wales.

NOTES: This variable is included on ONS datasets only.

NATIDB - Whether British national identity

- (0) **Non-British**
- (1) **British**

FREQUENCY: Each quarter from Spring 01 to Spring 04.

COVERAGE: Applies to all respondents.

NOTES: Studies on the national identity question show that the order of the answer categories, the context of the question and the mode of interview can affect the answers that people give and can increase or decrease the proportion of answers in each category. The relative impact of these effects varies according to the country the question is asked in.

NATIDE - Whether English national identity

- (0) **Non-English**
- (1) **English**

FREQUENCY: Each quarter from Spring 01 to Spring 04.

COVERAGE: Applies to all respondents.

NOTES: See notes on NATIDB.

NATIDI - Whether Irish national identity

- (0) **Non-Irish**
- (1) **Irish**

FREQUENCY: Each quarter from Spring 01 to Spring 04.

COVERAGE: Applies to all respondents.

NOTES: See notes on NATIDB.

NATIDS - Whether Scottish national identity

- (0) **Non-Scottish**
- (1) **Scottish**

FREQUENCY: Each quarter from Spring 01 to Spring 04.

COVERAGE: Applies to all respondents.

NOTES: See notes on NATIDB.

NATIDW - Whether Welsh national identity

- (0) **Non-Welsh**
- (1) **Welsh**

FREQUENCY: Each quarter from Spring 01 to Spring 04.

COVERAGE: Applies to all respondents.

NOTES: See notes on NATIDB.

NATIDO - Whether other national identity

- (0) **Non-other**
- (1) **Other**

FREQUENCY: Each quarter from Spring 01 to Spring 04.

COVERAGE: Applies to all respondents.

NOTES: See notes on NATIDB.

CYMU - Understand spoken Welsh

- (1) **Yes**
- (2) **No**

FREQUENCY: Each quarter from Spring 01

COVERAGE: Applies to all respondents in Wales.

NOTES: Only asked to Welsh respondents living in Wales, not those living elsewhere in the UK whose first language is Welsh.

When comparing the Welsh language questions to those from other sources (including the forthcoming 2001 Census results), it is important to remember that differences in sampling, mode of interview, and questionnaire design may cause differences between estimates. The Welsh language questions are preceded by questions on national identity which may cause respondents to be more inclined to say that they spoke Welsh than on another survey which had a different topic preceding the Welsh language question.

CYMS - Speak Welsh

- (1) Yes
- (2) No

FREQUENCY: Each quarter from Spring 01

COVERAGE: Applies to all respondents in Wales.

NOTES: Only asked to Welsh respondents living in Wales, not those living elsewhere in the UK whose first language is Welsh.

See notes on CYMU.

CYMR - Read Welsh

- (1) Yes
- (2) No

FREQUENCY: Each quarter from Spring 01

COVERAGE: Applies to all respondents in Wales.

NOTES: Only asked to Welsh respondents living in Wales, not those living elsewhere in the UK whose first language is Welsh.

See notes on CYMU.

CYMW - Write Welsh

- (1) Yes
- (2) No

FREQUENCY: Each quarter from Spring 01

COVERAGE: Applies to all respondents in Wales.

NOTES: Only asked to Welsh respondents living in Wales, not those living elsewhere in the UK whose first language is Welsh.

See notes on CYMU.

ETHNICITY, RELIGION, ENGLISH AS A SECOND LANGUAGE

Ethnicity Thresholds

ONS have recently carried out research into the reliability of ethnicity estimates based on the LFS. As a result, ONS recommends that a multiplier of 2.5 is applied to the general thresholds for ethnic estimates. In addition, for Wales, it is recommended that a multiplier of 4.0 is used for Cardiff and 2.5 for the rest of Wales.

In recognition of the need to analyse and publish as much information as practical, ONS may publish estimates based on sample sizes which fall below the revised thresholds, indicating that these estimates fall below the thresholds, provided no more than a third of the cells in any published table fall below this category, and provided an estimate is not based on sample size which falls below the threshold by more than 50%. It is recommended that other users of LFS data also follow these guidelines.

ETH01 - Ethnic group

- (1) **White**
- (2) **Mixed**
- (3) **Asian or Asian British**
- (4) **Black or Black British**
- (5) **Chinese**
- (6) **Other ethnic group**

FREQUENCY: Each quarter from Spring 01

COVERAGE: Applies to all respondents. First contact only.

NOTES: In Spring 2001, the Labour Force Survey (LFS) introduced new questions on ethnicity in line with the recommended output classification of ethnic groups for National Statistics data sources. Further details about a respondent's ethnic group are asked in succeeding questions, and a 'Mixed' group has been introduced.

The derived variable ETHCEN6 should be used in preference to ETH01 as it re-codes 'other' type verbatim responses giving more accurate analysis. ETH01 is the questionnaire variable.

No comparison should be made between the old and new ethnic classifications in the LFS, because not only are the categories different but, the questions and coding of answers underlying the data are also very different. The results for this variable do not take into account the answers to the succeeding questions, but these are included in the variables ETHCEN6 and ETHCEN15.

Ethnic questions are concerned with descent rather than country of birth.

ETHWH - White ethnic group

- (1) **British**
- (2) **Another White background**

FREQUENCY: Each quarter from Spring 01

COVERAGE: Applies to all respondents who said their ethnic group was White (ETH01 = 1).

NOTES: From Spring 2001, the Labour Force Survey (LFS) introduced new questions on ethnicity in line with the recommended output classification of ethnic groups for National Statistics data sources. No comparison should be made between the old and new ethnic classifications in the LFS, because not only are the categories different but, the questions and coding of answers underlying the data are also very different. Ethcen15 is a detailed classificatory variable based on answers contained at the questions Eth01, EthWh, EthMx, EthAs and EthBl.

Please note that respondents in Northern Ireland who state that their ethnicity is white are not asked the detailed level question EthWh. They are therefore listed as missing, 'not applicable – white Northern Irish' in Ethcen15.

ETHMX - Mixed ethnic group

- (1) **White and Black Caribbean**
- (2) **White and Black African**
- (3) **White and Asian**
- (4) **Another mixed background**

FREQUENCY: Each quarter from Spring 01

COVERAGE: Applies to all respondents who said their ethnic group was Mixed (ETH01 = 2).

NOTES: From Spring 2001, the Labour Force Survey (LFS) introduced new questions on ethnicity in line with the recommended output classification of ethnic groups for National Statistics data sources. No comparison should be made between the old and new ethnic classifications in the LFS, because not only are the categories different but, the questions and coding of answers underlying the data are also very different. Ethcen15 is a detailed classificatory variable based on answers contained at the questions Eth01, EthWh, EthMx, EthAs and EthBl.

ETHAS - Asian ethnic group

- (1) **Indian**
- (2) **Pakistani**
- (3) **Bangladeshi**
- (4) **Another Asian background**

FREQUENCY: Each quarter from Spring 01

COVERAGE: Applies to all respondents who said their ethnic group was Asian or Asian British (ETH01 = 3).

NOTES: See notes for ETHMX.

ETHBL - Black ethnic group

- (1) **Caribbean**
- (2) **African**
- (3) **Another Black background**

FREQUENCY: Each quarter from Spring 01

COVERAGE: Applies to all respondents who said their ethnic group was Black or Black British (ETH01 = 4).

NOTES: See notes for ETHMX.

ETHCEN15 - Ethnicity revised

- (1) **British**
- (2) **Other White**
- (3) **White and Black Caribbean**
- (4) **White and Black African**
- (5) **White and Asian**
- (6) **Other Mixed**
- (7) **Indian**
- (8) **Pakistani**
- (9) **Bangladeshi**
- (10) **Other Asian**
- (11) **Black Caribbean**
- (12) **Black African**
- (13) **Other Black**
- (14) **Chinese**
- (15) **Other**

FREQUENCY: Each quarter from Spring 01

COVERAGE: Applies to all respondents.

NOTES: From Spring 2001, the Labour Force Survey (LFS) introduced new questions on ethnicity in line with the recommended output classification of ethnic groups for National Statistics data sources.

ETHCEN6 and ETHCEN15 are the new variables covering Ethnic origin. They are fully in line with the Census definitions of ethnicity. ETHCEN15 is a detailed ethnic classificatory variable based on answers contained at the questions Eth01, EthWh, EthMx, EthAs and EthBl. Data in this variable has had 'other' type verbatim responses coded and re-allocated to the appropriate category.

Please note that respondents in Northern Ireland who state that their ethnicity is white are not asked the detailed level question EthWh. They are therefore listed as missing, 'not applicable – white Northern Irish' in ETHCEN15.

No comparison should be made between the old and new ethnic classifications in the LFS, because not only are the categories different but, the questions and coding of answers underlying the data are also very different.

ETHCEN6 - Ethnicity revised

- (1) **White**
- (2) **Mixed**
- (3) **Asian or Asian British**
- (4) **Black or Black British**
- (5) **Chinese**
- (6) **Other ethnic group**

FREQUENCY: Each quarter from Spring 01

COVERAGE: Applies to all respondents.

NOTES: From Spring 2001, the Labour Force Survey (LFS) introduced new questions on ethnicity in line with the recommended output classification of ethnic groups for National Statistics data sources. ETHCEN6 and ETHCEN15 are the new variables covering Ethnic origin. They are fully in line with the Census definitions of ethnicity. The new classification has two levels. Level 1 (ETHCEN6) is a broad classification into 5 main ethnic groups. Level 2 (ETHCEN15) nests within Level 1 and provides a finer classification.

With the introduction of these new ethnicity questions, some data in Spring 2001 had to be imputed for missing cases. See Volume 1 (Background & Methodology) "Imputation in the LFS" for further details. Data in this variable has also had 'other' type verbatim responses coded and re-allocated to the appropriate category.

No comparison should be made between the old and new ethnic classifications in the LFS, because not only are the categories different but, the questions and coding of answers underlying the data are also very different.

RELIG - Religion

- (1) **Christian**
- (2) **Buddhist**
- (3) **Hindu**
- (4) **Jewish**
- (5) **Muslim**
- (6) **Sikh**
- (7) **Any other religion**
- (8) **No religion at all**

FREQUENCY: Each quarter from Spring 02 (first contact)

COVERAGE: Applies to all respondents in Great Britain.

NOTES: From Spring 03, RELIG is asked of proxy as well as personal respondents, the question RELP is only asked of personal respondents.

From Spring 04, RELIG is asked to all respondents in GB. Prior to this it was only asked to respondents in GB aged 16+.

RELP - Whether practising religion

- (1) **Yes**
- (2) **No**

FREQUENCY: Each quarter from Spring 02 to Winter 03 (Wave 1 only or first contact).

COVERAGE: All persons who have stated a religion (RELIG =1-7).

NOTES: Personal respondents only.

LANGESW - First language at home

- (1) **English**
- (2) **Welsh**
- (3) **Other**

FREQUENCY: Summer 02 only.

COVERAGE: Applies to all respondents in England, Scotland (South of the Caledonian Canal) and Wales.

NOTES: Recent studies have shown a lack of information about people struggling to learn or work because of difficulty with English. The Department for Education & Skills (DfES) needs to know how many people are struggling at learning, at work or in finding a job because of poor language skills, and these questions aim to get this information. Since regions in the UK vary in traditional languages, response categories for countries within the UK also vary.

LANGNI - First language at home

- (1) **English**
- (2) **Gaelic**
- (3) **Ulster Scots**
- (4) **Other**

FREQUENCY: Summer 02 only.

COVERAGE: Applies to all respondents in Northern Ireland.

NOTES: See notes for LANGESW

LANGSNC - First language at home

- (1) **English**
- (2) **Gaelic**
- (3) **Welsh**
- (4) **Other**

FREQUENCY: Summer 02 only.

COVERAGE: Applies to all respondents in Scotland (North of the Caledonian Canal).

NOTES: See notes for LANGESW.

LANG - First language at home

- (1) **English**
- (2) **Welsh**
- (3) **Gaelic**
- (4) **Ulster Scots/Ullans**
- (5) **Other**

FREQUENCY: Summer quarters only (every 3rd year) from Summer 03

COVERAGE: Applies to all respondents aged 16+

NOTES: The variables LANGESW, LANGNI & LANGSNC have been replaced by this single variable. This question is only asked in the Summer quarter every 3 years e.g. 2003, 2006, 2009 etc.

LANGD1 - Language difficulties keeping/finding job

- (1) **Yes**
- (2) **No**

FREQUENCY: Summer 02 only. Summer quarters only (every 3rd year) from Summer 03

COVERAGE: From Summer 02 - Summer 03: Applies to all respondents who said their first language at home was Other (LANGESW = 3 or LANGNI = 4 or LANGSNC = 4).

From Summer 06: Applies to all respondents who said their first language at home was Other (LANG = 5).

NOTES: This question is only asked in the Summer quarter every 3 years e.g. 2003, 2006, 2009 etc.

LANGD2 - Language difficulties causing problems with education

- (1) **Yes**
- (2) **No**

FREQUENCY: Summer 02 only. Summer quarters only (every 3rd year) from Summer 03

COVERAGE: From Summer 02 - Summer 03: Applies to all respondents who said their first language at home was Other (LANGESW = 3 or LANGNI = 4 or LANGSNC = 4).

From Summer 06: Applies to all respondents who said their first language at home was Other (LANG = 5).

NOTES: This question is only asked in the Summer quarter every 3 years e.g. 2003, 2006, 2009 etc.

RESIDENTIAL DETAILS

COUNTRY - Country within UK

- (1) England
- (2) Wales
- (3) Scotland
- (4) Scotland North of Caledonian Canal
- (5) Northern Ireland

FREQUENCY: Each quarter from Summer 2000

COVERAGE: Applies to all respondents.

GB - Great Britain

- (1) Great Britain
- (2) Northern Ireland

FREQUENCY: Each quarter from Spring 92

COVERAGE: Applies to all respondents.

NOTES: This variable is only available on SPSS files from Autumn 02 onwards.

URESMC - Region of usual residence

- | | |
|------------------------------------|-----------------------------------|
| (1) Tyne & Wear | (11) South West |
| (2) Rest of Northern Region | (12) West Midlands (Metropolitan) |
| (3) South Yorkshire | (13) Rest of West Midlands |
| (4) West Yorkshire | (14) Greater Manchester |
| (5) Rest of Yorkshire & Humberside | (15) Merseyside |
| (6) East Midlands | (16) Rest of North West |
| (7) East Anglia | (17) Wales |
| (8) Inner London | (18) Strathclyde |
| (9) Outer London | (19) Rest of Scotland |
| (10) Rest of South East | (20) Northern Ireland |

FREQUENCY: Each quarter from Spring 92

COVERAGE: Applies to all respondents.

NOTES: This variable is derived from UALAD99 which is not directly available from the database for confidentiality reasons, although a UA/County Level indicator i.e. UACNTY is available from Spring 2000 on ONS datasets only.

In 1996 URESMC showed DNA cases when tables were run at household level. These were for non-responding individuals in a responding household. From 1997, these non-responders were given the URESMC value of the household so that no DNA's showed up.

GOVTOR - Government Office regions

- (1) Tyne & Wear
- (2) Rest of North East
- (3) Greater Manchester
- (4) Merseyside
- (5) Rest of North West
- (6) South Yorkshire
- (7) West Yorkshire
- (8) Rest of Yorkshire & Humberside
- (9) East Midlands
- (10) West Midlands Metropolitan County
- (11) Rest of West Midlands
- (12) East of England
- (13) Inner London
- (14) Outer London
- (15) South East
- (16) South West
- (17) Wales
- (18) Strathclyde
- (19) Rest of Scotland
- (20) Northern Ireland

FREQUENCY: Each quarter from Spring 92

COVERAGE: Applies to all respondents.

NOTES: This variable replaces GOR. It was renamed due to the re-ordering of categories. From Spring 2000 it is derived from UALAD99, prior to this, it was derived from COUNTY (which has been removed from all datasets). Merseyside is generally included in the North West region in published data.

GOVTOF - Government Office Regions - Summary

- (1) North East
- (2) North West
- (3) Merseyside
- (4) Yorkshire & Humberside
- (5) East Midlands
- (6) West Midlands
- (7) Eastern
- (8) London
- (9) South East
- (10) South West
- (11) Wales
- (12) Scotland
- (13) Northern Ireland

FREQUENCY: Each quarter from Spring 92 to Winter 99 (on SuperCROSS datasets only). Each quarter from 2000

COVERAGE: Applies to all respondents.

NOTES: This variable conforms to the standard presentation of Government Office Regions. It is derived from UALAD99. Merseyside is generally included in the North West region in published data.

GOVTOF2 - Government Office Regions (2 & 3 combined)

- (1) **North East**
- (2) **North West (inc. Merseyside)**
- (3) **Yorkshire & Humberside**
- (4) **East Midlands**
- (5) **West Midlands**
- (6) **Eastern**
- (7) **London**
- (8) **South East**
- (9) **South West**
- (10) **Wales**
- (11) **Scotland**
- (12) **Northern Ireland**

FREQUENCY: Each quarter from Autumn 02

COVERAGE: Applies to all respondents.

NOTES: This variable is only available on SuperCROSS datasets.

UACNTY - Unitary Authority / County Level

(09) Bedfordshire	(EB) Hartlepool UA	(NA) Isle of Anglesey
(11) Buckinghamshire	(EC) Middlesbrough UA	(NC) Gwynedd
(12) Cambridgeshire	(EE) Redcar and Cleveland UA	(NE) Conwy
(13) Cheshire	(EF) Stockton-on-Tees UA	(NG) Denbighshire
(15) Cornwall and the Isles of Scilly	(EH) Darlington UA	(NJ) Flintshire
(16) Cumbria	(ET) Halton UA	(NL) Wrexham
(17) Derbyshire	(EU) Warrington UA	(NN) Powys
(18) Devon	(EX) Blackburn with Darwen UA	(NQ) Ceredigion
(19) Dorset	(EY) Blackpool UA	(NS) Pembrokeshire
(20) Durham	(FA) City of Kingston upon Hull UA	(NU) Carmarthenshire
(21) East Sussex	(FB) East Riding of Yorkshire UA	(NX) Swansea
(22) Essex	(FC) North East Lincolnshire UA	(NZ) Neath Port Talbot
(23) Gloucestershire	(FD) North Lincolnshire UA	(PB) Bridgend
(24) Hampshire	(FF) York UA	(PD) The Vale of Glamorgan
(26) Hertfordshire	(FK) Derby UA	(PF) Rhondda, Cynon, Taff
(29) Kent	(FN) Leicester UA	(PH) Merthyr Tydfil
(30) Lancashire	(FP) Rutland UA	(PK) Caerphilly
(31) Leicestershire	(FY) Nottingham UA	(PL) Blaenau Gwent
(32) Lincolnshire	(GA) County of Herefordshire UA	(PM) Torfaen
(33) Norfolk	(GF) Telford and Wrekin UA	(PP) Monmouthshire
(34) Northamptonshire	(GL) Stoke-on-Trent UA	(PR) Newport
(35) Northumberland	(HA) Bath and North East Somerset UA	(PT) Cardiff
(36) North Yorkshire	(HB) City of Bristol UA	(QA) Aberdeen City
(37) Nottinghamshire	(HC) North Somerset UA	(QB) Aberdeenshire
(38) Oxfordshire	(HD) South Gloucestershire UA	(QC) Angus
(39) Shropshire	(HG) Plymouth UA	(QD) Argyll & Bute
(40) Somerset	(HH) Torbay UA	(QE) Scottish Borders
(41) Staffordshire	(HN) Bournemouth UA	(QF) Clackmannanshire
(42) Suffolk	(HP) Poole UA	(QG) West Dunbartonshire
(43) Surrey	(HX) Swindon UA	(QH) Dumfries & Galloway
(44) Warwickshire	(JA) Peterborough UA	(QJ) Dundee City
(45) West Sussex	(KA) Luton UA	(QK) East Ayrshire
(46) Wiltshire	(KF) Southend-on-Sea UA	(QL) East Dunbartonshire
(47) Worcestershire	(KG) Thurrock UA	(QM) East Lothian
(48) Eilean Siar, Orkney & Shetland	(LC) Medway UA	(QN) East Renfrewshire
(49) Tyne & Wear (Met County)	(MA) Bracknell Forest UA	(QP) City of Edinburgh
(50) Greater Manchester (Met county)	(MB) West Berkshire UA	(QQ) Falkirk
(51) Merseyside (Met County)	(MC) Reading UA	(QR) Fife
(52) South Yorkshire (Met County)	(MD) Slough UA	(QS) City of Glasgow
(53) West Yorkshire (Met County)	(ME) Windsor and Maidenhead UA	(QT) Highland
(54) West Midlands (Met County)	(MF) Wokingham UA	(QU) Inverclyde
(55) Inner London	(MG) Milton Keynes UA	(QW) Midlothian
(56) Outer London	(ML) Brighton and Hove UA	(QX) Moray
	(MR) Portsmouth UA	(QY) North Ayrshire
	(MS) Southampton UA	(QZ) North Lanarkshire
	(MW) Isle of Wight UA	(RB) Perth & Kinross
		(RC) Renfrewshire
		(RE) South Ayrshire
		(RF) South Lanarkshire
		(RG) Stirling
		(RH) West Lothian
		(460) Northern Ireland

FREQUENCY: Each quarter from Autumn 2000

COVERAGE: Applies to all respondents.

NOTES: This variable is included on UA/LA (Unitary Authority/Local Authority) and ONS datasets only. It is derived using UALAD99.

From Autumn 93 to Summer 00, the UACNTY variable included local authorities as well as counties. The coding frame changed in Autumn 00 with the introduction of the variable UALA. The Autumn 93 to Summer 00 UACNTY coding frame can be found in the LFS User Guide, Volume 3 (2002).

UALA - Unitary Authority / Local Authority

(09) Bedfordshire	(AT) Hounslow	(DB) Wakefield	(NJ) Flintshire
(11) Buckinghamshire	(AU) Islington	(EB) Hartlepool UA	(NL) Wrexham
(12) Cambridgeshire	(AW) Kensington and Chelsea	(EC) Middlesbrough UA	(NN) Powys
(13) Cheshire	(AX) Kingston upon Thames	(EE) Redcar and Cleveland UA	(NQ) Ceredigion
(15) Cornwall and the Isles of Scilly	(AY) Lambeth	(EF) Stockton-on-Tees UA	(NS) Pembrokeshire
(16) Cumbria	(AZ) Lewisham	(EH) Darlington UA	(NU) Carmarthenshire
(17) Derbyshire	(BA) Merton	(ET) Halton UA	(NX) Swansea
(18) Devon	(BB) Newham	(EU) Warrington UA	(NZ) Neath Port Talbot
(19) Dorset	(BC) Redbridge	(EX) Blackburn with Darwen UA	(PB) Bridgend
(20) Durham	(BD) Richmond upon Thames	(EY) Blackpool UA	(PD) The Vale of Glamorgan
(21) East Sussex	(BE) Southwark	(FA) City of Kingston upon Hull UA	(PF) Rhondda, Cynon, Taff
(22) Essex	(BF) Sutton	(FB) East Riding of Yorkshire UA	(PH) Merthyr Tydfil
(23) Gloucestershire	(BG) Tower Hamlets	(FC) North East Lincolnshire UA	(PK) Caerphilly
(24) Hampshire	(BH) Waltham Forest	(FD) North Lincolnshire UA	(PL) Blaenau Gwent
(26) Hertfordshire	(BJ) Wandsworth	(FF) York UA	(PM) Torfaen
(29) Kent	(BK) Westminster	(FK) Derby UA	(PP) Monmouthshire
(30) Lancashire	(BL) Bolton	(FN) Leicester UA	(PR) Newport
(31) Leicestershire	(BM) Bury	(FP) Rutland UA	(PT) Cardiff
(32) Lincolnshire	(BN) Manchester	(FY) Nottingham UA	(QA) Aberdeen City
(33) Norfolk	(BP) Oldham	(GA) County of Herefordshire UA	(QB) Aberdeenshire
(34) Northamptonshire	(BQ) Rochdale	(GF) Telford and Wrekin UA	(QC) Angus
(35) Northumberland	(BR) Salford	(GL) Stoke-on-Trent UA	(QD) Argyll & Bute
(36) North Yorkshire	(BS) Stockport	(HA) Bath and North East Somerset UA	(QE) Scottish Borders
(37) Nottinghamshire	(BT) Tameside	(HB) City of Bristol UA	(QF) Clackmannanshire
(38) Oxfordshire	(BU) Trafford	(HC) North Somerset UA	(QG) West Dunbartonshire
(39) Shropshire	(BW) Wigan	(HD) South Gloucestershire UA	(QH) Dumfries & Galloway
(40) Somerset	(BX) Knowsley	(HG) Plymouth UA	(QJ) Dundee City
(41) Staffordshire	(BY) Liverpool	(HH) Torbay UA	(QK) East Ayrshire
(42) Suffolk	(BZ) St. Helens	(HN) Bournemouth UA	(QL) East Dunbartonshire
(43) Surrey	(CA) Sefton	(HP) Poole UA	(QM) East Lothian
(44) Warwickshire	(CB) Wirral	(HX) Swindon UA	(QN) East Renfrewshire
(45) West Sussex	(CC) Barnsley	(JA) Peterborough UA	(QP) City of Edinburgh
(46) Wiltshire	(CE) Doncaster	(KA) Luton UA	(QQ) Falkirk
(47) Worcestershire	(CF) Rotherham	(KF) Southend-on-Sea UA	(QR) Fife
(48) Eilean Siar, Orkney & Shetland	(CG) Sheffield	(KG) Thurrock UA	(QS) City of Glasgow
(AB) Barking and Dagenham	(CH) Gateshead	(LC) Medway UA	(QT) Highland
(AC) Barnet	(CJ) Newcastle upon Tyne	(MA) Bracknell Forest UA	(QU) Inverclyde
(AD) Bexley	(CK) North Tyneside	(MB) West Berkshire UA	(QV) Midlothian
(AE) Brent	(CL) South Tyneside	(MC) Reading UA	(QX) Moray
(AF) Bromley	(CM) Sunderland	(MD) Slough UA	(QY) North Ayrshire
(AG) Camden	(CN) Birmingham	(ME) Windsor and Maidenhead UA	(QZ) North Lanarkshire
(AH) Croydon	(CQ) Coventry	(MF) Wokingham UA	(RB) Perth & Kinross
(AJ) Ealing	(CR) Dudley	(MG) Milton Keynes UA	(RC) Renfrewshire
(AK) Enfield	(CS) Sandwell	(ML) Brighton and Hove UA	(RE) South Ayrshire
(AL) Greenwich	(CT) Solihull	(MR) Portsmouth UA	(RF) South Lanarkshire
(AM) Hackney	(CU) Walsall	(MS) Southampton UA	(RG) Stirling
(AN) Hammersmith and Fulham	(CW) Wolverhampton	(MW) Isle of Wight UA	(RH) West Lothian
(AP) Haringey	(CX) Bradford	(NA) Isle of Anglesey	
(AQ) Harrow	(CY) Calderdale	(NC) Gwynedd	(460) Northern Ireland
(AR) Havering	(CZ) Kirklees	(NE) Conwy	
(AS) Hillingdon	(DA) Leeds	(NG) Denbighshire	

FREQUENCY: Each quarter from Autumn 2000

COVERAGE: Applies to all respondents.

NOTES: This variable is included on UA/LA (Unitary Authority/Local Authority) and ONS datasets only. It is derived using UALAD99. For analysis for Spring and Summer 2000 use UACNTY.

UALADGB - Unitary Authorities and LADs of Great Britain

FREQUENCY: Each quarter from Spring 2000

COVERAGE: Applies to all respondents.

NOTES: This variable is included on ONS datasets only. It is derived using UALAD99.

From Spring 92 - Summer 93 LADs are based on 1981 wards. From Autumn 93 onwards they are based on 1991 wards.

UALD3 - Place of residence three months ago

FREQUENCY: Spring quarters only from Spring 2000

COVERAGE: Applies to all respondents.

NOTES: This variable is included on ONS datasets only. It is derived using RESTME, RESMTH, RESBBY, M3CRY, M3RESC & COUNTRY.

UALDO - Place of residence one year ago

FREQUENCY: Spring quarters only from Spring 2000

COVERAGE: Applies to all respondents.

NOTES: This variable is included on ONS datasets only. It is derived using RESTME, AGE, RESMTH, OYRESC, OYEQM3, M3RESC & COUNTRY.

UALDWK - Place of work

FREQUENCY: Each quarter from Spring 2000

COVERAGE: Applies to all respondents.

NOTES: This variable is included on ONS datasets only. It is derived using WRKING, JBAWAY, OWNBUS, RELBUS, HOME, WKPL99 & COUNTRY.

UALDWK2 - Place of work in second job

FREQUENCY: Each quarter from Spring 2000

COVERAGE: Applies to all respondents.

NOTES: This variable is included on ONS datasets only. It is derived Y2JOB, YTETJB, HOME2, COUNTRY & WKPL299.

DZONE - Scottish Data Zones

Range of codes

FREQUENCY: Each quarter from Spring 05

COVERAGE: Applies to all respondents.

NOTES: This variable is included on ONS datasets only.

NUTS2 - NUTS level 2

Range of codes

FREQUENCY: Each quarter from Summer 03

COVERAGE: Applies to all respondents.

NOTES: LFS User Guide Volume 5 (LFS Classifications) gives a full breakdown of the NUTS levels.

NUTS3 - NUTS level 3

Range of codes

FREQUENCY: Each quarter from Summer 93

COVERAGE: Applies to all respondents.

NOTES: This variable is only available on ONS datasets. This variable is only available in SPSS format on ONS datasets from Autumn 03.

LFS User Guide Volume 5 (LFS Classifications) gives a full breakdown of the NUTS levels.

OACODE - Census output areas

Range of codes

FREQUENCY: Each quarter from Spring 05

COVERAGE: Applies to all respondents.

NOTES: This variable is only available on ONS datasets.

PCA - Parliamentary constituency area

(001-750) Range of codes

FREQUENCY: Each quarter from Spring 04

COVERAGE: Applies to all respondents.

NOTES: This variable is only available on ONS datasets. This variable is only available in SPSS format on ONS datasets from Winter 04.

SOA1 - Lower layer super output area

Range of codes

FREQUENCY: Each quarter from Spring 05

COVERAGE: Applies to all respondents.

NOTES: This variable is only available on ONS datasets.

SOA2 - Middle layer super output area

Range of codes

FREQUENCY: Each quarter from Spring 05

COVERAGE: Applies to all respondents.

NOTES: This variable is only available on ONS datasets.

TTWA - Travel to work area

(001-350) Range of codes

FREQUENCY: Spring quarters only from Spring 99 to Spring 00. Spring & Autumn quarters only from Spring 01

COVERAGE: Applies to all respondents.

NOTES: This variable is only available on ONS datasets.

URIND - Urban/Rural indicator

- (11) England & Wales, Urban >=10k – sparse
- (12) England & Wales, Town & Fringe – sparse
- (13) England & Wales, Village – sparse
- (14) England & Wales, Hamlet & Isolated Dwelling – sparse
- (15) England & Wales, Urban >=10k – less sparse
- (16) England & Wales, Town & Fringe – less sparse
- (17) England & Wales, Village – less sparse
- (18) England & Wales, Hamlet & Isolated Dwelling – less sparse
- (21) Scotland, large urban area
- (22) Scotland, other urban area
- (23) Scotland, accessible small town
- (24) Scotland, remote small town
- (25) Scotland, very remote small town
- (26) Scotland, accessible rural
- (27) Scotland, remote rural
- (28) Scotland, very remote rural

FREQUENCY: Each quarter from Spring 05

COVERAGE: Applies to all respondents.

NOTES: This variable is only available on ONS datasets.

WARD03 - Ward 2003

Range of codes

FREQUENCY: Each quarter from Spring 05

COVERAGE: Applies to all respondents.

NOTES: This variable is only available on ONS datasets.

WARD98 - Ward 98

Range of codes

FREQUENCY: Each quarter from Spring 93 to Winter 02. Spring & Autumn quarters only from Spring 03

COVERAGE: Applies to all respondents.

NOTES: This variable is only available on ONS datasets. This variable is only available in SPSS format on ONS datasets from Spring 99.

WADC91 - 1991 Census ward code

Range of codes

FREQUENCY: Spring & Autumn quarters only from Spring 99

COVERAGE: Applies to all respondents.

NOTES: This variable is only available on ONS datasets. This variable is not available in SuperCROSS format.

WADO91 - 1991 ONS ward code

Range of codes

FREQUENCY: Each quarter from Spring 93 to Winter 02. Spring & Autumn quarters only from Spring 03

COVERAGE: Applies to all respondents.

NOTES: This variable is only available on ONS datasets. This variable is only available in SPSS format on ONS datasets from Spring 99.

LEA - Local Education Authorities

(201) City of London	(356) Stockport	(857) Rutland	(NA) Isle of Anglesey
(202) Camden	(357) Tameside	(860) Staffordshire	(NC) Gwynedd
(203) Greenwich	(358) Trafford	(861) Stoke-on-Trent	(NE) Conwy
(204) Hackney	(359) Wigan	(865) Wiltshire	(NG) Denbighshire
(205) Hammersmith and Fulham	(370) Barnsley	(866) Swindon	(NJ) Flintshire
(206) Islington	(371) Doncaster	(867) Bracknell Forest	(NL) Wrexham
(207) Kensington and Chelsea	(372) Rotherham	(868) Windsor and Maidenhead	(NN) Powys
(208) Lambeth	(373) Sheffield	(869) West Berkshire	(NQ) Ceredigion
(209) Lewisham	(380) Bradford	(870) Reading	(NS) Pembrokeshire
(210) Southwark	(381) Calderdale	(871) Slough	(NU) Carmarthenshire
(211) Tower Hamlets	(382) Kirklees	(872) Wokingham	(NX) Swansea
(212) Wandsworth	(383) Leeds	(873) Cambridgeshire	(NZ) Neath Port Talbot
(213) Westminster	(384) Wakefield	(874) Peterborough	(PB) Bridgend
(301) Barking and Dagenham	(390) Gateshead	(875) Cheshire	(PD) Vale of Glamorgan
(302) Barnet	(391) Newcastle upon Tyne	(876) Halton	(PF) Rhondda, Cynon, Taff
(303) Bexley	(392) North Tyneside	(877) Warrington	(PH) Merthyr Tydfil
(304) Brent	(393) South Tyneside	(878) Devon	(PK) Caerphilly
(305) Bromley	(394) Sunderland	(879) Plymouth	(PL) Blaenau Gwent
(306) Croydon	(420) Isles of Scilly	(880) Torbay	(PM) Torfaen
(307) Ealing	(800) Bath and North East Somerset	(881) Essex	(PP) Monmouthshire
(308) Enfield	(801) Bristol	(882) Southend on Sea	(PR) Newport
(309) Haringey	(802) North Somerset	(883) Thurrock	(PT) Cardiff
(310) Harrow	(803) South Gloucestershire	(884) Herefordshire	(QA) Aberdeen City
(311) Havering	(805) Hartlepool	(885) Worcestershire	(QB) Aberdeenshire
(312) Hillingdon	(806) Middlesbrough	(886) Kent	(QC) Angus
(313) Hounslow	(807) Redcar and Cleveland	(887) Medway	(QD) Argyll & Bute
(314) Kingston upon Thames	(808) Stockton-on-Tees	(888) Lancashire	(QE) Scottish Borders
(315) Merton	(810) Kingston upon Hull	(889) Blackburn with Darwen	(QF) Clackmannanshire
(316) Newham	(811) East Riding of Yorkshire	(890) Blackpool	(QG) West Dunbartonshire
(317) Redbridge	(812) North East Lincolnshire	(891) Nottinghamshire	(QH) Dumfries & Galloway
(318) Richmond upon Thames	(813) North Lincolnshire	(892) Nottingham	(QJ) Dundee City
(319) Sutton	(815) North Yorkshire	(893) Shropshire	(QK) East Ayrshire
(320) Waltham Forest	(816) York	(894) Telford and Wrekin	(QL) East Dunbartonshire
(330) Birmingham	(820) Bedfordshire	(908) Cornwall	(QM) East Lothian
(331) Coventry	(821) Luton	(909) Cumbria	(QN) East Renfrewshire
(332) Dudley	(825) Buckinghamshire	(916) Gloucestershire	(QP) City of Edinburgh
(333) Sandwell	(826) Milton Keynes	(919) Hertfordshire	(QQ) Falkirk
(334) Solihull	(830) Derbyshire	(921) Isle of Wight	(QR) Fife
(335) Walsall	(831) Derby	(925) Lincolnshire	(QS) City of Glasgow
(336) Wolverhampton	(833) Derby	(926) Norfolk	(QT) Highland
(340) Knowsley	(835) Dorset	(928) Northamptonshire	(QU) Inverclyde
(341) Liverpool	(836) Poole	(929) Northumberland	(QW) Midlothian
(342) St Helens	(837) Bournemouth	(931) Oxfordshire	(QX) Moray
(343) Sefton	(840) Durham	(933) Somerset	(QY) North Ayrshire
(344) Wirral	(841) Darlington	(935) Suffolk	(QZ) North Lanarkshire
(350) Bolton	(845) East Sussex	(936) Surrey	(RA) Orkney Islands
(351) Bury	(846) Brighton and Hove	(937) Warwickshire	(RB) Perth & Kinross
(352) Manchester	(850) Hampshire	(938) West Sussex	(RC) Renfrewshire
(353) Oldham	(851) Portsmouth		(RD) Shetland Islands
(354) Rochdale	(852) Southampton		(RE) South Ayrshire
(355) Salford	(855) Leicestershire		(RF) South Lanarkshire
	(856) Leicester		(RG) Stirling
			(RH) West Lothian
			(RJ) Eilean Siar

FREQUENCY: Every year from 2000

COVERAGE: Applies to all respondents in Great Britain.

NOTES: This variable is included only on annual local area datasets, which are available only to ONS and those government departments which sponsor the local area enhancements.

TLEC99 - Training and enterprise councils

(101) Hampshire	(507) Shropshire	(901) County Durham
(102) Heart of England	(508) Staffordshire	(902) Northumberland
(103) Isle of Wight	(509) Walsall	(903) Tees Valley
(104) Kent	(510) Wolverhampton	(904) Tyneside
(105) Milton Keynes/North Buckinghamshire	(601) Greater Nottingham	(905) Sunderland City
(106) Surrey	(602) Leicestershire	(S01) Ayrshire
(107) Sussex Enterprise	(603) Lincolnshire	(S02) Borders
(108) Thames Valley Enterprise	(604) North Derbyshire	(S03) Dunbartonshire
(201) Bedfordshire	(605) North Nottinghamshire	(S04) Dumfries and Galloway
(202) Cambs-tec	(606) Northamptonshire	(S05) Fife
(203) Essex	(607) South Derbyshire	(S06) Forth Valley
(204) Greater Peterborough	(701) Barnsley and Doncaster	(S07) Glasgow Development Agency
(205) Hertfordshire	(702) Bradford and District	(S08) Grampian
(206) Norfolk and Waveney	(703) Calderdale and Kirklees	(S09) Lanarkshire
(207) Suffolk	(704) Humberside	(S10) Lothian and Edinburgh
(301) Aztec	(705) Leeds	(S11) Renfrewshire
(304) London East	(706) North Yorkshire	(S12) Tayside
(305) North London	(707) Rotherham	(S13) Argyll, Bute, Arran and the Cumbraes
(306) North West London	(708) Sheffield	(S14) Caithness and Sutherland
(309) West London	(709) Wakefield	(S15) Inverness and Nairn
(311) Solotec	(801) Cewtec	(S16) Lochaber
(312) Focus Central London	(802) Merseyside	(S17) Moray, Badenoch and Strathspey
(401) Devon and Cornwall	(803) St Helens	(S18) Orkney
(402) Dorset	(804) Bolton/Bury	(S19) Ross and Cromarty
(403) Gloucestershire	(805) Cumbria	(S20) Shetland
(404) Somerset	(806) Eltec	(S21) Skye and Lochalsh
(405) Western	(807) Lawtec	(S22) Eilean Siar
(406) Wiltshire	(808) Manchester	(W11) Celtec
(501) Birmingham	(809) Metrotec	(W12) Mid Wales
(503) Coventry and Warwickshire	(810) Normidtec	(W13) South East Wales
(504) Dudley	(811) Oldham	(W14) West Wales
(505) Hawtec	(812) Rochdale	
(506) Sandwell	(813) South and East Cheshire	
	(814) Stockport and High Peak	

FREQUENCY: Every year from 2000**COVERAGE:** Applies to all respondents in Great Britain.**NOTES:** This variable is included only on annual local area datasets, which are available only to ONS and those government departments which sponsor the local area enhancements.

LSC - Learning and skills councils

- (1) County Durham
- (2) Northumberland
- (3) Tees Valley
- (4) Tyne & Wear
- (5) Cheshire/Warrington
- (6) Cumbria
- (7) Greater Manchester
- (8) Lancashire
- (9) Greater Merseyside (previously called Merseyside/Halton)
- (10) Humberside
- (11) North Yorkshire
- (12) South Yorkshire
- (13) West Yorkshire
- (14) Derbyshire
- (15) Leicestershire
- (16) Lincolnshire/Rutland
- (17) Northamptonshire
- (18) Nottinghamshire
- (19) Birmingham & Solihull
- (20) Coventry & Warwickshire
- (21) Herefordshire & Worcestershire
- (22) Shropshire
- (23) Staffordshire
- (24) The Black Country
- (25) Bedfordshire and Luton (previously called Bedfordshire)
- (26) Cambridgeshire
- (27) Essex
- (28) Hertfordshire
- (29) Norfolk
- (30) Suffolk
- (31) Central London
- (32) East London
- (33) North London
- (34) South London
- (35) West London
- (36) Berkshire
- (37) Sussex
- (38) Hampshire/Isle of Wight/Portsmouth/Southampton
- (39) Kent/Medway
- (40) Oxon/Bucks/Milton Keynes
- (41) Surrey
- (42) West of England (previously called 'Former Avon')
- (43) Bournemouth/Dorset/Poole
- (44) Devon & Cornwall
- (45) Gloucestershire
- (46) Somerset
- (47) Wiltshire & Swindon

FREQUENCY: Every year from 2000

COVERAGE: Applies to all respondents in England.

NOTES: This variable is included only on annual local area datasets, which are available only to ONS and those government departments which sponsor the local area enhancements.

LP - Learning Partnerships

(1) County Durham LP	(37) Wakefield LP	(72) South London LP
(2) Northumberland LP	(38) York LP	(73) West London LP
(3) Sunderland ETTAG	(39) Derbyshire LP	(74) Bracknell Forest LP
(4) Tees Valley LP	(40) Greater Nottingham LP	(75) Brighton & Hove LP
(5) Tyneside LP	(41) Leics, Leicester City & Rutland LP	(76) Buckinghamshire LP
(6) Bury LP	(42) Lincolnshire and Rutland LP	(77) East Sussex LP
(7) Bolton LP	(43) Northamptonshire LP	(78) Hampshire & Portsmouth LP
(8) Cumbria LP	(44) North Nottingham LP	(79) Isle of Wight LP
(9) Cheshire LP	(45) Birmingham LP	(80) Kent LP
(10) East Lancashire LP	(46) Coventry & Warwickshire LP	(81) Medway LP
(11) Halton LP	(47) Dudley LP	(82) Milton Keynes LP
(12) Knowsley LP	(48) Hereford LP	(83) Oxfordshire LP
(13) Liverpool LP	(49) Sandwell LP	(84) Reading LP
(14) Manchester LP	(50) Shropshire LP	(85) Royal Windsor/Maidenhead LP
(15) Oldham LP	(51) Solihull LP	(86) Slough LP
(16) Rochdale LP	(52) Staffordshire & Stoke LP	(87) Southampton LP
(17) St Helens LP	(53) Telford and Wrekin LP	(88) Surrey LP
(18) Sefton LP	(54) Walsall LP	(89) West Berkshire LP
(19) Stockport LP	(55) Wolverhampton LP	(90) West Sussex LP
(20) Warrington LP	(56) Worcestershire LP	(91) Wokingham LP
(21) West Lancashire LP	(57) Bedfordshire & Luton LP	(92) Bath & North East Somerset LP
(22) Wigan LP	(58) Cambridgeshire LP	(93) Bournemouth, Dorset & Poole LP
(23) Wirral LP	(59) Greater Peterborough LP	(94) Bristol & South Gloucestershire LP
(24) Barnsley LP	(60) Hertfordshire LP	(95) Cornwall and Isles of Scilly LP
(25) Bradford LP	(61) Norfolk LP	(96) Devon & Torbay LP
(26) Calderdale LP	(62) North Essex LP	(97) Gloucestershire LP
(27) Doncaster LP	(63) South Essex LP	(98) North Somerset LP
(28) East Riding LP	(64) Suffolk LP	(99) Plymouth LP
(29) Hull LP	(65) Thurrock LP	(100) Somerset LP
(30) Kirklees LP	(66) Central London LP	(101) Wiltshire & Swindon LP
(31) Leeds LP	(67) East London LP	
(32) North East Lincolnshire LP	(68) East/South East London LP	
(33) North Lincolnshire LP	(69) East Thames LP	
(34) North Yorkshire LP	(70) North London LP	
(35) Rotherham LP	(71) North West London LP	
(36) Sheffield LP		

FREQUENCY: Every year from 2000

COVERAGE: Applies to all respondents in England.

NOTES: This variable is included only on annual local area datasets, which are available only to ONS and those government departments which sponsor the local area enhancements.

LPCODE - Learning Partnerships

(1) Norfolk LP	(37) St Helens LP	(72) Cornwall & Isles of Scilly LP
(2) Suffolk LP	(38) Manchester LP	(73) Devon & Torbay LP
(3) Hertfordshire LP	(39) Oldham LP	(74) Plymouth LP
(4) Bedfordshire & Luton LP	(40) Rochdale LP	(75) Birmingham LP
(5) North Essex LP	(41) Bury LP	(76) Solihull LP
(6) South Essex LP	(42) Bolton LP	(77) Hereford LP
(7) Thurrock LP	(43) Wigan LP	(78) Worcestershire LP
(8) Cambridgeshire LP	(44) East Lancashire LP	(79) Shropshire LP
(9) Greater Peterborough LP	(45) West Lancashire LP	(80) Telford & Wrekin LP
(10) Lincolnshire LP	(46) Stockport LP	(81) Staffordshire & Stoke LP
(11) Northamptonshire LP	(47) Kent LP	(82) Dudley LP
(12) Greater Nottingham LP	(48) Medway LP	(83) Coventry & Warwickshire LP
(13) North Nottinghamshire LP	(49) Surrey LP	(84) Sandwell LP
(14) Leics, Leicester City & Rutland LP	(50) East Sussex LP	(85) Walsall LP
(15) Derbyshire LP	(51) West Sussex LP	(86) Wolverhampton LP
(16) East London LP	(52) Brighton & Hove LP	(87) North Yorkshire LP
(17) East/South East London LP	(53) Isle of Wight LP	(88) York LP
(18) Central London LP	(54) Hampshire & Portsmouth LP	(89) Bradford LP
(19) East Thames LP	(55) Southampton LP	(90) Leeds LP
(20) North London LP	(56) Milton Keynes LP	(91) Wakefield LP
(21) North West London LP	(57) West Berkshire LP	(92) Calderdale LP
(22) West London LP	(58) Reading LP	(93) Kirklees LP
(23) South London LP	(59) Wokingham LP	(94) East Riding LP
(24) Northumberland LP	(60) Bracknell Forest LP	(95) Hull LP
(25) County Durham LP	(61) Slough LP	(96) North Lincolnshire LP
(26) Sunderland ETTAG	(62) Royal Windsor/Maidenhead LP	(97) North East Lincolnshire LP
(27) Tyneside LP	(63) Buckingham LP	(98) Sheffield LP
(28) Tees Valley LP	(64) Oxfordshire LP	(99) Barnsley LP
(29) Cumbria LP	(65) Bristol & South Gloucestershire LP	(100) Rotherham LP
(30) Cheshire LP	(66) North Somerset LP	(101) Doncaster LP
(31) Wirral LP	(67) Bath & North East Somerset LP	
(32) Halton LP	(68) Gloucestershire LP	
(33) Warrington LP	(69) Wiltshire & Swindon LP	
(34) Liverpool LP	(70) Somerset LP	
(35) Sefton LP	(71) Bournemouth, Dorset & Poole LP	
(36) Knowsley LP		

FREQUENCY: Spring & Autumn quarters only from Spring 99

COVERAGE: Applies to all respondents in England.

NOTES: This variable is included on ONS datasets only.

CCET - Community Consortia for Education and Training

- (1) **Blaenau Gwent**
- (2) **Bridgend**
- (3) **Caerphilly**
- (4) **Cardiff**
- (5) **Carmarthenshire**
- (6) **Ceredigion**
- (7) **Cwllwm conway**
- (8) **Denbighshire**
- (9) **Flintshire**
- (10) **Ygamfa**
- (11) **Merthyr Tydfil**
- (12) **Monmouthshire**
- (13) **Neath Port Talbot**
- (14) **Newport**
- (15) **Pembrokeshire**
- (16) **Powys**
- (17) **Rhondda, Cynon, Taff**
- (18) **Swansea**
- (19) **Torfaen**
- (20) **The Vale of Glamorgan**
- (21) **Wrexham**

FREQUENCY: Every year from 2001

COVERAGE: Applies to all respondents in Wales.

NOTES: This variable is included only on annual local area datasets, which are available only to ONS and those government departments which sponsor the local area enhancements.

This variable is derived from UALAD99.

ELWA - Education and Learning Wales

- (1) **North Wales**
- (2) **Mid Wales**
- (3) **South East Wales**
- (4) **South West Wales**

FREQUENCY: Every year from 2001

COVERAGE: Applies to all respondents in Wales.

NOTES: This variable is included only on annual local area datasets, which are available only to ONS and those government departments which sponsor the local area enhancements.

This variable is derived from TLEC99.

RESTME - Length of time at this address

- (1) **Less than 12 months**
- (2) **12 months but less than 2 years**
- (3) **2 years but less than 3 years**
- (4) **3 years but less than 5 years**
- (5) **5 years but less than 10 years**
- (6) **10 years or longer**

FREQUENCY: Each quarter from Spring 96

COVERAGE: Applies to all respondents.

NOTES: This variable which replaces RESLNO is a result of the GSS Social Survey Harmonisation Project.

The question relates to address rather than place. It may be possible that an individual is living at a different address from 12 months ago but is living in the same town and county.

Babies under a year are code 1.

ALL students living in Halls of Residence should be given the same code as the 'head of household'.

This question must be asked of economically inactive respondents aged 70 and over.

Absences from the address which by their nature are temporary, i.e. without permanent intent are ignored. For example, a person now ages 22 who was born at this address, and whose only absence was when he went to university for three years at the age of 18 is recorded as having lived at the address for 22 years - code 6 '10 years or longer'.

RESMTH - Months at this address

(0 - 11) Months

FREQUENCY: Each quarter from Spring 96

COVERAGE: Applies to all respondents who have lived at their address less than 12 months (RESTME = 1).

NOTES: RESMTH and RESBBY are used to identify babies born less than 3 months ago (i.e. between survey waves).

RESBBY - Whether respondent is baby

- (1) **Yes**
- (2) **No**

FREQUENCY: Each quarter from Spring 96

COVERAGE: Applies to all respondents who have lived at their address less than 3 months (RESMTH <3).

NOTES: RESMTH and RESBBY are used to identify babies born less than 3 months ago (i.e. between survey waves).

M3CRY - Place of residence 3 months ago

- (1) **UK**
- (2) **Somewhere else**

FREQUENCY: Each quarter from Spring 92 to Winter 95. Spring quarters only from Spring 96

COVERAGE: Spring quarters only Spring 92 - Spring 94: Applies to all respondents who have lived at their address less than 3 months (RESLNO = 6).

Non Spring quarters Summer 92 - Winter 94: Applies to all respondents who have lived at their address less than 3 months (RESLEN = 2).

Each quarter from Spring 95 - Winter 95: Applies to all respondents who have lived at their address less than 3 months (RESLNO = 6).

Each quarter from Spring 96 onwards: Applies to all respondents who have lived at their address less than 3 months AND they are not a baby born within the last 3 months (RESMTH < 3 AND RESBBY ≠ 1).

NOTES: If filtering on a specific country other than the UK then the relevant category of M3CRYO should also be filtered on. RESMTH and RESBBY were introduced in Spring 96 to identify babies born less than 3 months ago (i.e. between survey waves).

M3CRYO - Country of residence 3 months ago

(Spring 92 - Winter 92)	(52) United States of America	(Added Spring 93)	(Added Spring 99)
(1) United Kingdom/Great Britain	(53) (Other) Caribbean	(96) Angola	(134) St. Pierre and Miquelon
(6) Irish Republic (inc. pns)	(54) (Other) Central America	(97) Ethiopia	(135) Greenland
(7) Channel islands	(55) (Other) South America	(98) Somalia	(136) Bermuda
(8) Isle of Man	(56) Pakistan	(99) Zaire	(137) Taiwan
(11) Australia	(57) Burma/Myanmar	(100) Cuba	(138) Laos
(12) Canada	(58) China	(101) Mexico	(139) Afghanistan, Bhutan, Republic of the Maldives, Nepal
(13) New Zealand	(59) Japan	(102) Argentina	(140) Thailand
(14) Kenya	(60) Philippines	(103) Brazil	(141) Armenia, Azerbaijan and Georgia
(15) Uganda	(61) Vietnam	(104) Chile	(142) Kazakhstan, Kyrgistan, Tajikistan, Turkmenistan, Uzbekistan
(16) Tanzania	(62) Iran	(105) Columbia	*(143) At sea/In the air/Oil rig
(17) Malawi	(63) Israel	(106) Uruguay	*(144) Stateless
(18) Zambia	(64) Other Middle East nes	(107) Venezuela	
(19) Zimbabwe	(65) Other Asia (foreign nes)	(108) Iraq	
(20) Botswana, Lesotho and Swaziland	(66) Belgium	(109) Lebanon	
(21) Gambia	(67) Denmark	(110) Indonesia	
(22) Ghana	(68) France (inc. Monaco)	(111) Korea	
(23) Nigeria	(69) Italy	(112) Macao/Macau	
(24) Sierra Leone	(70) Luxembourg	(113) Liechtenstein	
(25) Barbados	(71) Netherlands	(114) Andorra	
(26) Jamaica	(72) Federal Republic of Germany	*(115) At sea/In the air	
(27) Trinidad & Tobago	(73) Germany (pns)	*(116) Stateless	
(28) West Indies (Associated States)	(74) Albania	(Added Spring 98)	
(29) West Indies (so stated)	(75) Bulgaria	(115) Belarus	
(30) Other Caribbean Commonwealth	(76) German Democratic Republic	(116) Bosnia (Yugoslavia)	
(31) Belize	(77) Czechoslovakia	(117) Croatia	
(32) Guyana	(78) Hungary	(118) Czech Republic	
(33) Bangladesh	(79) Poland	(119) Estonia	
(34) India	(80) Romania	(120) Macedonia (Yugoslavia)	
(35) Sri Lanka	(81) Austria	(121) Lithuania	
(36) Hong Kong	(82) Switzerland	(122) Latvia	
(37) Malaysia	(83) Greece	(123) Moldova	
(38) Singapore	(84) Portugal (inc. Azores & Madeira)	(124) Russia	
(39) Cyprus	(85) Spain (inc. Balearic & Canary Islands)	(125) Slovak Republic	
(40) Gibraltar	(86) Finland	(126) Slovenia	
(41) Malta & Gozo	(87) Norway	(127) Ukraine	
(42) Seychelles	(88) Sweden	(128) San Marino	
(43) Mauritius	(89) (Other) Yugoslavia	(129) Vatican City	
(44) Other New Commonwealth	(90) Other Europe nes	(130) Sudan	
(45) Algeria	(91) Turkey	(131) Cambodia (Khmer Republic)	
(46) Morocco	(92) Former USSR etc.	(132) Indonesia	
(47) Tunisia	(93) Rest of the World nes	(133) Micronesia	
(48) Libya	*(94) At sea/in the air	*(134) At sea/In the air	
(49) Egypt	*(95) Stateless	*(135) Stateless	
(50) Republic of South Africa			
(51) Other Africa (foreign nes)			

Abbreviations: pns = part not stated, nes = not elsewhere stated.

FREQUENCY: Each quarter from Spring 92 to Winter 95. Spring quarters only from Spring 96

COVERAGE: Applies to all respondents who were living outside the UK 3 months ago (M3CRY = 2).

NOTES: Text labels are not available for this variable. When filtering on a specific country also filter on Option 2 'Somewhere else' in M3CRY.

It should be noted that from Spring 92 to Winter 92 codes were from 1-95, then from Spring 93 they were increased to 116, from Spring 98 to 135 and from Spring 99 to 144, this is for SOEC purposes as a number of countries were not uniquely identifiable. *Note the change in coding for *At sea/in the air* and *Stateless* in from Spring 93, Spring 98 and Spring 99.

REG3 - Region of residence 3 months ago

(1)	Tyne & Wear	(12)	West Midlands (Met County)
(2)	Rest of Northern Region	(13)	Rest of West Midlands
(3)	South Yorkshire	(14)	Greater Manchester
(4)	West Yorkshire	(15)	Merseyside
(5)	Rest of Yorkshire & Humberside	(16)	Rest of North West
(6)	East Midlands	(17)	Wales
(7)	East Anglia	(18)	Strathclyde
(8)	Inner London	(19)	Rest of Scotland
(9)	Outer London	(20)	Northern Ireland
(10)	Rest of South East	(22)	Outside UK
(11)	South West	(23)	Baby under 3 months

FREQUENCY: Each quarter from Spring 92 to Winter 95. Spring quarters only from Spring 96

COVERAGE: Applies to all respondents who were living at a different address 3 months ago.

NOTES: From Spring 92 to Winter 95 this variable was derived from RESLEN/RESLNO, M3CRY & LAD3. RESLNO was replaced by RESTME in Spring 96. LAD3 was replaced by UALD3 in Spring 2000.

In all quarters between Spring 92 & Winter 93, and in Spring 94, Summer 95, Autumn 95 & Spring 96 option 23 is 'Baby under 1 year'.

It should be noted that although a respondent was living at a different address 3 months ago, they could still be living in the same town or county.

GOR3 - Region of residence 3 months ago**Spring 92 – Autumn 99**

(1)	Tyne & Wear	(12)	Eastern
(2)	Rest of North East	(13)	Inner London
(3)	Greater Manchester	(14)	Outer London
(4)	Merseyside	(15)	South East
(5)	Rest of North West	(16)	South West
(6)	South Yorkshire	(17)	Wales
(7)	West Yorkshire	(18)	Strathclyde
(8)	Rest of Yorkshire & Humberside	(19)	Rest of Scotland
(9)	East Midlands	(20)	Northern Ireland
(10)	West Midlands (Met County)	(22)	Outside UK
(11)	Rest of West Midlands	(23)	Baby under 3 months

Spring 00 onwards

(1)	Tyne & Wear	(12)	East of England
(2)	Rest of North East	(13)	Inner London
(3)	Greater Manchester	(14)	Outer London
(4)	Merseyside	(15)	South East
(5)	Rest of North West	(16)	South West
(6)	South Yorkshire	(17)	Wales
(7)	West Yorkshire	(18)	Strathclyde
(8)	Rest of Yorkshire & Humberside	(19)	Rest of Scotland
(9)	East Midlands	(20)	Northern Ireland
(10)	West Midlands (Met County)	(21)	Outside UK
(11)	Rest of West Midlands	(22)	Baby under 3 months

FREQUENCY: Spring 92 only. Each quarter from Spring 93 to Autumn 99. Spring quarters only from Spring 2000

COVERAGE: Applies to all respondents in employment.

NOTES: This variable is based on Government Office Regions. It is derived from RESTME, RESMTH, RESBBY, M3CRY & UALD3.

This variable is not available in SuperCROSS in Spring 92, Spring 93 & Summer 93.

OYEQM3 - Whether living at same address 12 months ago

(1)	Yes, same place
(2)	No, somewhere else
(3)	Baby under 1 year

FREQUENCY: Spring quarters only from Spring 92

COVERAGE: From Spring 92 to Spring 95: Applies to all respondents who have lived at their address less than 3 months (RESLNO = 6).

Each quarter from Spring 96 onwards: Applies to all respondents who have lived at their address less than 3 months AND they are not a baby born within the last 3 months (RESMTH < 3 AND RESBBY ≠ 1).

NOTES: Although the coverage of this variable seems contradictory at first glance it is in fact referring to the address the respondent was living at prior to their current address. For example, if the respondent is currently living in Bristol but three months ago was living in Bognor this variable checks whether the respondent was living in Bognor 12 months ago.

It should also be noted that the same circumstances apply if the respondent is living at a different address from 12 months ago but is still living in the same town or county.

REGONE - Region of residence 12 months ago

(1)	Tyne & Wear	(12)	West Midlands (Met County)
(2)	Rest of Northern Region	(13)	Rest of West Midlands
(3)	South Yorkshire	(14)	Greater Manchester
(4)	West Yorkshire	(15)	Merseyside
(5)	Rest of Yorkshire & Humberside	(16)	Rest of North West
(6)	East Midlands	(17)	Wales
(7)	East Anglia	(18)	Strathclyde
(8)	Inner London	(19)	Rest of Scotland
(9)	Outer London	(20)	Northern Ireland
(10)	Rest of South East	(22)	Outside of the UK
(11)	South West	(23)	Baby under 1 year

FREQUENCY: Spring quarters only from Spring 92

COVERAGE: Applies to all respondents.

NOTES: From Spring 92 to Spring 95 this variable was derived from RESLEN/RESLNO, OYCRY, AGE & LADO. RESLNO was replaced by RESTME in Spring 96. LADO was replaced by UALDO in Spring 2000.

GORONE - Region of residence 12 months ago**Spring 92 – Autumn 99**

(1)	Tyne & Wear	(12)	Eastern
(2)	Rest of North East	(13)	Inner London
(3)	Greater Manchester	(14)	Outer London
(4)	Merseyside	(15)	South East
(5)	Rest of North West	(16)	South West
(6)	South Yorkshire	(17)	Wales
(7)	West Yorkshire	(18)	Strathclyde
(8)	Rest of Yorkshire & Humberside	(19)	Rest of Scotland
(9)	East Midlands	(20)	Northern Ireland
(10)	West Midlands (met county)	(22)	Outside UK
(11)	Rest of West Midlands	(23)	Baby under 3 months

Spring 00 onwards

(1)	Tyne & Wear	(12)	East of England
(2)	Rest of North East	(13)	Inner London
(3)	Greater Manchester	(14)	Outer London
(4)	Merseyside	(15)	South East
(5)	Rest of North West	(16)	South West
(6)	South Yorkshire	(17)	Wales
(7)	West Yorkshire	(18)	Strathclyde
(8)	Rest of Yorkshire & Humberside	(19)	Rest of Scotland
(9)	East Midlands	(20)	Northern Ireland
(10)	West Midlands (met county)	(21)	Outside UK
(11)	Rest of West Midlands	(22)	Baby under 3 months

FREQUENCY: Spring 92 only. Each quarter from Spring 93 to Autumn 99. Spring quarters only from Spring 00

COVERAGE: Applies to all respondents in employment.

NOTES: This variable is based on Government Office Regions. It is derived from RESTME AGE OYCRY & UALDO.

This variable is not available in SuperCROSS in Spring 92, Spring 93 & Summer 93.

OYCRY - Country of residence 12 months ago

- (1) UK
- (2) Somewhere else
- (3) Baby under 1 year (Spring 93 onwards)

FREQUENCY: Spring quarters only from Spring 92

COVERAGE: From Spring 92 to Spring 93: Applies to all respondents who have lived at their current address between 3 & 12 months OR if they were not living at their current address 12 months ago (RESLNO = 5 OR OYEQM3 = 2) OR (FOR NI - RESLNO = 6).

From Spring 94 to Spring 95: Applies to all respondents who have lived at their current address between 3 & 12 months OR if they were not living at their current address 12 months ago (RESLNO = 5 OR OYEQM3 = 2).

From Spring 96 onwards: Applies to all respondents who have lived at their current address between 3 & 12 months OR if they were not living at their current address 12 months ago (RESMTH < = 3 OR OYEQM3 = 2).

NOTES: It should be noted that when filtering on OYCRY = 2 the relevant category of OYCRYO should also be filtered in order to ensure accuracy. Category (3) *Baby under 1 year* is not available for the Spring 92 quarter.

OYCRYO - Country of residence 12 months ago

(Spring 92 - Winter 92)	(52) United States of America	(Added Spring 93)	(Added Spring 99)
(1) United Kingdom/Great Britain	(53) (Other) Caribbean	(96) Angola	(134) St. Pierre and Miquelon
(6) Irish Republic (inc. pns)	(54) (Other) Central America	(97) Ethiopia	(135) Greenland
(7) Channel islands	(55) (Other) South America	(98) Somalia	(136) Bermuda
(8) Isle of Man	(56) Pakistan	(99) Zaire	(137) Taiwan
(11) Australia	(57) Burma/Myanmar	(100) Cuba	(138) Laos
(12) Canada	(58) China	(101) Mexico	(139) Afghanistan, Bhutan, Republic of the Maldives, Nepal
(13) New Zealand	(59) Japan	(102) Argentina	(140) Thailand
(14) Kenya	(60) Philippines	(103) Brazil	(141) Armenia, Azerbaijan and Georgia
(15) Uganda	(61) Vietnam	(104) Chile	(142) Kazakhstan, Kyrgistan, Tajikistan, Turkmenistan, Uzbekistan
(16) Tanzania	(62) Iran	(105) Columbia	*(143) At sea/In the air/Oil rig
(17) Malawi	(63) Israel	(106) Uruguay	*(144) Stateless
(18) Zambia	(64) Other Middle East nes	(107) Venezuela	
(19) Zimbabwe	(65) Other Asia (foreign nes)	(108) Iraq	
(20) Botswana, Lesotho and Swaziland	(66) Belgium	(109) Lebanon	
(21) Gambia	(67) Denmark	(110) Indonesia	
(22) Ghana	(68) France (inc. Monaco)	(111) Korea	
(23) Nigeria	(69) Italy	(112) Macao/Macau	
(24) Sierra Leone	(70) Luxembourg	(113) Liechtenstein	
(25) Barbados	(71) Netherlands	(114) Andorra	
(26) Jamaica	(72) Federal Republic of Germany	*(115) At sea/In the air	
(27) Trinidad & Tobago	(73) Germany (pns)	*(116) Stateless	
(28) West Indies (Associated States)	(74) Albania	(Added Spring 98)	
(29) West Indies (so stated)	(75) Bulgaria	(115) Belarus	
(30) Other Caribbean Commonwealth	(76) German Democratic Republic	(116) Bosnia (Yugoslavia)	
(31) Belize	(77) Czechoslovakia	(117) Croatia	
(32) Guyana	(78) Hungary	(118) Czech Republic	
(33) Bangladesh	(79) Poland	(119) Estonia	
(34) India	(80) Romania	(120) Macedonia (Yugoslavia)	
(35) Sri Lanka	(81) Austria	(121) Lithuania	
(36) Hong Kong	(82) Switzerland	(122) Latvia	
(37) Malaysia	(83) Greece	(123) Moldova	
(38) Singapore	(84) Portugal (inc. Azores & Madeira)	(124) Russia	
(39) Cyprus	(85) Spain (inc. Balearic & Canary Islands)	(125) Slovak Republic	
(40) Gibraltar	(86) Finland	(126) Slovenia	
(41) Malta & Gozo	(87) Norway	(127) Ukraine	
(42) Seychelles	(88) Sweden	(128) San Marino	
(43) Mauritius	(89) (Other) Yugoslavia	(129) Vatican City	
(44) Other New Commonwealth	(90) Other Europe nes	(130) Sudan	
(45) Algeria	(91) Turkey	(131) Cambodia (Khmer Republic)	
(46) Morocco	(92) Former USSR etc.	(132) Indonesia	
(47) Tunisia	(93) Rest of the World nes	(133) Micronesia	
(48) Libya	*(94) At sea/in the air	*(134) At sea/In the air	
(49) Egypt	*(95) Stateless	*(135) Stateless	
(50) Republic of South Africa			
(51) Other Africa (foreign nes)			

Abbreviations: pns = part not stated, nes = not elsewhere stated.

FREQUENCY: Spring quarters only from Spring 92

COVERAGE: Applies to all respondents who were living outside the UK 12 months ago (OYCRY = 2).

NOTES: Text labels are not available for this variable. When filtering on a specific country also filter on Option 2 *Somewhere else* in OYCRY.

It should be noted that from Spring 92 to Winter 92 codes were from 1-95, then from Spring 93 they were increased to 116, from Spring 98 to 135 and from Spring 99 to 144, this is for SOEC purposes as a number of countries were not uniquely identifiable. *Note the change in coding for *At sea/in the air* and *Stateless* in from Spring 93, Spring 98 and Spring 99.

RESPONSE DETAILS

CAIND - Child/Adult indicator

- (1) **Adult**
- (2) **Child of head of household and head of family unit**
- (3) **Child of other family**
- (4) **Child of head of household but not head of family unit**

FREQUENCY: Each quarter from Spring 92

COVERAGE: Applies to all respondents.

NOTES: This variable is derived from AGE, MARSTT, EDAGE, COURSE, RELHFU & RELHRP.

CAIND identifies dependent children, i.e. aged <16 or aged 16 – 18 in full-time education and never married.

IOUTCOME - Individual outcome

- (1) **Personal response**
- (2) **Proxy response**
- (3) **Non-response**
- (4) **Child**
- (6) **Data brought forward from previous quarter**
- (7) **Economically inactive 70+**

FREQUENCY: Each quarter from Spring 92

COVERAGE: Applies to all respondents.

NOTES: This variable is used mainly to identify whether responses obtained were given personally or by proxy. Some analysis of LFS data may be particularly affected by proxy responses, e.g. subjective questions - whether someone would like to work, or questions that are particularly difficult for proxy respondents to answer, e.g. number of actual unpaid overtime hours worked in reference week. Results of this variable therefore should be treated with caution. With regard to proxy responses there are some common sense rules. A study of proxy responses is contained in the LFS User Guide Volume 1 (Background and Methodology). Generally the questions can be asked of the main respondent provided that they are able to supply the required information and are related to the individual concerned. However, it is also acceptable for:

- a) Co-habitees to supply information about each other,
- b) Anyone whom the HOH/spouse personally asks to provide the information, e.g. a young person whose parents wish them to be the respondent,
- c) A relative, friend or health visitor may also give information where a person living alone is too old, sick or deaf to be interviewed, but only with their permission and preferably in their presence, and
- d) Children to be used as an interpreter if the parents do not speak English and it is felt that the child is capable of understanding and interpreting the questions.

PRXREL - Type of proxy response

- (1) **Personal response**
- (2) **Spouse/partner proxy**
- (3) **Other proxy**
- (4) **Child aged under16**

FREQUENCY: Each quarter from Spring 97

COVERAGE: Applies to all respondents.

HOUSEHOLD CHARACTERISTICS

STRUCTURE

HHTYPE6 - Type of household

- (01) 1 person
- (02) 2 or more persons, all different family units
- (03) Married couple, no children, no other family units
- (04) Cohabiting couple, no children, no other family units
- (05) Couple, no children, other family units
- (06) Married couple, all dependent children, no other family units
- (07) Cohabiting couple, all dependent children, no other family units
- (08) Married couple, dependent & non-dependent children, no other family units
- (09) Cohabiting couple, dependent & non dependent children, no other family units
- (10) Married couple, all non-dependent children, no other family units
- (11) Cohabiting couple, all non-dependent children, no other family units
- (12) Couple, all dependent children, other family units
- (13) Couple, dependent & non-dependent children, other family units
- (14) Couple, all non-dependent children, other family units
- (15) Lone parent, all dependent children, no other family units
- (16) Lone parent, dependent & non-dependent children, no other family units
- (17) Lone parent, all non-dependent children, no other family units
- (18) Lone parent, all dependent children, other family units
- (19) Lone parent, dependent & non-dependent children, other family units
- (20) Lone parent, all non-dependent children, other family units
- (21) 2 or more family units, all dependent children
- (22) 2 or more family units, dependent & non-dependent children
- (23) 2 or more family units, all non-dependent children
- (24) 2 or more family units, no children
- (25) Same sex couple with or without others
- (26) Civil partners, with or without others

FREQUENCY: Spring and Autumn quarters only from Spring 2006 (on household datasets only). Each quarter from Spring 2006 (on household and ONS datasets)

COVERAGE: Applies to all households.

NOTES:

Categories 15 or 18 (Lone parent, all dependent children, no other family/other family units) will also include those who are married, i.e. MARSTA=2 (Yes) where their spouse is not a household member i.e. MARCHK=2 (No), e.g. working away from home, in prison etc.

In categories 5, 12, 13 & 14, 'Couple' refers to both married and cohabiting couples.

This variable is derived from FUTYPE6, FDPCH19 & RELHFU.

This variable was called HHTYPE between 2000 and 2006.

HHTYPE - Type of household

- (01) 1 person
- (02) 2 or more persons, all different family units
- (03) Married couple, no children, no other family units
- (04) Cohabiting couple, no children, no other family units
- (05) Couple, no children, other family units
- (06) Married couple, all dependent children, no other family units
- (07) Cohabiting couple, all dependent children, no other family units
- (08) Married couple, dependent & non-dependent children, no other family units
- (09) Cohabiting couple, dependent & non dependent children, no other family units
- (10) Married couple, all non-dependent children, no other family units
- (11) Cohabiting couple, all non-dependent children, no other family units
- (12) Couple, all dependent children, other family units
- (13) Couple, dependent & non-dependent children, other family units
- (14) Couple, all non-dependent children, other family units
- (15) Lone parent, all dependent children, no other family units
- (16) Lone parent, dependent & non-dependent children, no other family units
- (17) Lone parent, all non-dependent children, no other family units
- (18) Lone parent, all dependent children, other family units
- (19) Lone parent, dependent & non-dependent children, other family units
- (20) Lone parent, all non-dependent children, other family units
- (21) 2 or more family units, all dependent children
- (22) 2 or more family units, dependent & non-dependent children
- (23) 2 or more family units, all non-dependent children
- (24) 2 or more family units, no children
- (25) Same sex couple with or without others

FREQUENCY: Spring and Autumn quarters only from Spring 96 to Spring 06 (on household datasets only) and each quarter from Spring 2000 (on household and ONS datasets) to Spring 2006.

COVERAGE: Applies to all households.

NOTES: HHTYPE replaces TYPEHH from Spring 96. It has had the number of categories increased to identify married and cohabiting couples in a household.

Categories 15 or 18 (Lone parent, all dependent children, no other family/other family units) will also include those who are married, i.e. MARSTA=2 (Yes) where their spouse is not a household member i.e. MARCHK=2 (No), e.g. working away from home, in prison etc.

In categories 5, 12, 13 & 14, 'Couple' refers to both married and cohabiting couples.

This variable is derived from FUTYPE, FDPCH19 & RELHFU.

HHTYPE is only included on the household datasets prior to Spring 2000. It is included on both household and ONS datasets from Spring 2000.

HLDCMP6 - Composition of household

- (01) 1 male over pensionable age with no children
- (02) 1 female over pensionable age with no children
- (03) 1 adult under pensionable age with no children
- (04) 1 adult with one child
- (05) 1 adult with two or more children
- (06) Married couple both under pensionable age with no children
- (07) Cohabiting couple both under pensionable age with no children
- (08) Married couple one or more over pensionable age with no children
- (09) Cohabiting couple one or more over pensionable age with no children
- (10) Married couple with one child
- (11) Married couple with 2 children
- (12) Married couple with 3 or more children
- (13) Cohabiting couple with one child
- (14) Cohabiting couple with 2 children
- (15) Cohabiting couple with 3 or more children
- (16) 2 adults, not married or cohabiting, both under pensionable age with no children
- (17) 2 adults, not married or cohabiting, one or more over pensionable age with no children
- (18) 2 adults, not married or cohabiting with 1 or more children
- (19) 3 or more adults with no children including at least one married/cohabiting couple
- (20) 3 or more adults with 1 or 2 children including at least one married/cohabiting couple
- (21) 3 or more adults with 3 or more children including at least one married/cohabiting couple
- (22) 3 or more adults with no children
- (23) 3 or more adults with one or more children
- (24) Same sex cohabiting couple
- (25) Same sex civil partnership couple

FREQUENCY: Spring and Autumn quarters only from Spring 06 (on household datasets only). Each quarter from Spring 2006 (on household and ONS datasets)

COVERAGE: Applies to all households.

NOTES: HLDCMP6 is not available on the person level datasets, but is included on both household and ONS datasets from Spring 2006.

HLDCMP - Composition of household

- (01) 1 male over pensionable age with no children
- (02) 1 female over pensionable age with no children
- (03) 1 adult under pensionable age with no children
- (04) 1 adult with one child
- (05) 1 adult with two or more children
- (06) Married couple both under pensionable age with no children
- (07) Cohabiting couple both under pensionable age with no children
- (08) Married couple one or more over pensionable age with no children
- (09) Cohabiting couple one or more over pensionable age with no children
- (10) Married couple with one child
- (11) Married couple with 2 children
- (12) Married couple with 3 or more children
- (13) Cohabiting couple with one child
- (14) Cohabiting couple with 2 children
- (15) Cohabiting couple with 3 or more children
- (16) 2 adults, not married or cohabiting, both under pensionable age with no children
- (17) 2 adults, not married or cohabiting, one or more over pensionable age with no children
- (18) 2 adults, not married or cohabiting with 1 or more children
- (19) 3 or more adults with no children including at least one married/cohabiting couple
- (20) 3 or more adults with 1 or 2 children including at least one married/cohabiting couple
- (21) 3 or more adults with 3 or more children including at least one married/cohabiting couple
- (22) 3 or more adults with no children
- (23) 3 or more adults with one or more children
- (24) Same sex cohabiting couple

FREQUENCY: Spring and Autumn quarters only from Spring 96 to Spring 06 (on household datasets only) and each quarter from Spring 2000 (on household and ONS datasets) to Spring 2006.

COVERAGE: Applies to all households.

NOTES: HLDCMP is not available on the person level datasets, but is included on the household datasets prior to Spring 2000. It is also included on both household and ONS datasets from Spring 2000.

HLDCMP replaces AGCOCD. It has had the number of categories increased to identify married and cohabiting couples in a household. It is derived from AGE, SEX, MARSTT, LIVTOG & CAIND.

RELH06 - Relationship to head of household

(0)	Head of household	(12)	Brother/sister
(1)	Spouse	(13)	Step-brother/sister
(2)	Cohabitee	(14)	Foster brother/sister
(3)	Child	(15)	Brother/sister-in-law
(4)	Step-child	(16)	Grandchild
(5)	Foster child	(17)	Grandparent
(6)	Child-in-law	(18)	Other relation
(7)	Parent	(19)	Other non-relative
(8)	Step-parent	(20)	Civil Partner
(10)	Foster parent	(21)	Same sex cohabitee
(11)	Parent-in-law	(22)	Undefined

FREQUENCY: Each quarter from Spring 2006

COVERAGE: Applies to all respondents.

NOTES: This variable was called RELH96 between Spring 1996 and Spring 2006.

RELH96 - Relationship to head of household

(0)	Head of household	(12)	Brother/sister
(1)	Spouse	(13)	Step-brother/sister
(2)	Cohabitee	(14)	Foster brother/sister
(3)	Child	(15)	Brother/sister-in-law
(4)	Step-child	(16)	Grandchild
(5)	Foster child	(17)	Grandparent
(6)	Child-in-law	(18)	Other relation
(7)	Parent	(19)	Other non-relative
(8)	Step-parent	(20)	Same sex cohabitee
(10)	Foster parent	(21)	Undefined
(11)	Parent-in-law		

FREQUENCY: Each quarter from Spring 96 to Spring 2006.

COVERAGE: Applies to all respondents.

NOTES: Although available from Spring 96 the full benefits of RELH96 do not occur till the Summer 96 quarter because detailed relationship information is not available for imputed cases until then. RELHOH (for Spring 96 only) collapses RELH96 into the categories used in previous quarters and will include imputed cases.

This variable was introduced in Spring 96 as a result of the GSS Social Survey Harmonisation Project to identify whether the respondent is the person in whose name the accommodation is owned or rented.

This variable replaced RELHOH.

RELHRP6 - Relationship to HRP

(0)	Household Reference Person	(12)	Brother or sister
(1)	Spouse	(13)	Step-brother or sister
(2)	Cohabitee	(14)	Foster brother or sister
(3)	Child	(15)	Brother or sister in law
(4)	Step-child	(16)	Grandchild
(5)	Foster child	(17)	Grandparent
(6)	Child in law	(18)	Other relation
(7)	Parent	(19)	Other non-relative
(8)	Step-parent	(20)	Civil Partner
(10)	Foster parent	(21)	Same sex cohabitee
(11)	Parent in law	(22)	Undefined

FREQUENCY: Each quarter from Spring 2006

COVERAGE: Applies to all respondents.

NOTES: There are a lot of changes taking place in the make-up of households/families and the purpose of the relationship grid is to calculate family units by defining household members' relationship to each other.

Between Spring 01 and Spring 2006 this variable was called RELHRP

RELHRP - Relationship to HRP

(0)	Household Reference Person	(12)	Brother or sister
(1)	Spouse	(13)	Step-brother or sister
(2)	Cohabitee	(14)	Foster brother or sister
(3)	Child	(15)	Brother or sister in law
(4)	Step-child	(16)	Grandchild
(5)	Foster child	(17)	Grandparent
(6)	Child in law	(18)	Other relation
(7)	Parent	(19)	Other non-relative
(8)	Step-parent	(20)	Same sex cohabitee
(10)	Foster parent	(21)	Undefined
(11)	Parent in law		

FREQUENCY: Each quarter from Spring 01 to Spring 06.

COVERAGE: Applies to all respondents.

NOTES: There are a lot of changes taking place in the make-up of households/families and the purpose of the relationship grid is to calculate family units by defining household members' relationship to each other.

HRP - Household reference person

- (1) **Respondent is HRP**
- (2) **Respondent is not HRP**

FREQUENCY: Each quarter from Spring 2000 to Winter 2000 (on ONS datasets only). Each quarter from Spring 01

COVERAGE: Applies to all respondents aged 16+.

NOTES: This variable is derived from PERSNO and DVHRPNUM. It is used to determine Household Reference Person. This variable is only on ONS datasets in 2000.

DVHRPNUM - Person number of HRP

FREQUENCY: Each quarter from Spring 01

COVERAGE: Applies to all respondents.

HOHID - Head of household identification

- (1) **Head of household**
- (2) **Not head of household**

FREQUENCY Each quarter from Spring 96

COVERAGE: Applies to all respondents.

NOTES: HOHID was introduced in Spring 96 to provide additional information about the total number of people and family units within the household.

XR(00-15) - Relationship to person

Up to & including Autumn 2005		From Winter 2005 onwards	
(1)	Spouse	(1)	Spouse
(2)	Cohabiting partner	(2)	Cohabiting partner
(3)	Natural son or daughter	(3)	Natural son or daughter
(4)	Step son or daughter	(4)	Step son or daughter
(5)	Foster child	(5)	Foster child
(6)	Son or daughter in law	(6)	Son or daughter in law
(7)	Parent	(7)	Parent / Guardian
(8)	Step parent	(8)	Step parent
(9)	Guardian	(10)	Foster parent
(10)	Foster parent	(11)	Parent in law
(11)	Parent in law	(12)	Brother or sister
(12)	Brother or sister	(13)	Step brother or sister
(13)	Step brother or sister	(14)	Foster brother or sister
(14)	Foster brother or sister	(15)	Brother or sister in law
(15)	Brother or sister in law	(16)	Grandchild
(16)	Grandchild	(17)	Grandparent
(17)	Grandparent	(18)	Other relation
(18)	Other relation	(19)	Other non-relative
(19)	Other non-relative	(20)	Civil Partner

FREQUENCY: Each quarter from Spring 96

COVERAGE: Applies to all respondents.

NOTES: This variable is based on a relationship grid which calculates family units by defining household members' relationship to one another. The relationship grid will only appear if there is more than one person in the household.

Response options were harmonised in the Winter 2005 questionnaire.

TOTNUM - Total number of eligible people in household**(1 - 16) Total number of eligible people in household**

FREQUENCY: Spring and Autumn quarters from Spring 96 (on household datasets only). Each quarter from Spring 2000 (on household and ONS datasets)

COVERAGE: Applies to all households.

NOTES: TOTNUM is only included on the household datasets prior to Spring 2000. It is also included on both household and ONS datasets from Spring 2000.

TOTNUM was introduced in Spring 96 to provide additional information about the total number of people within the household. This variable is derived from IOUTCOME.

TOTFU - Total number of family units in household

(1 - 16) Total number of family units in household

FREQUENCY: Spring and Autumn quarters from Spring 96 (on household datasets only). Each quarter from Spring 2000 (on household and ONS datasets)

COVERAGE: Applies to all households.

NOTES: TOTFU is only included on the household datasets prior to Spring 2000. It is also included on both household and ONS datasets from Spring 2000.

TOTFU was introduced in Spring 96 to provide additional information about the total number of family units within the household. This variable is derived from IOUTCOME.

FMDP - Number of family units in household with dependent children only

(1 - 16) Number of family units in household with dependent children

FREQUENCY: Spring and Autumn quarters from Spring 96 (on household datasets only). Each quarter from Spring 2000 (on household and ONS datasets)

COVERAGE: Applies to all family units.

NOTES: FMDP is only included on the household datasets prior to Spring 2000. It is also included on both household and ONS datasets from Spring 2000. This variable was introduced in Spring 96 to provide additional information about the total number of family units within the household.

This variable is derived from HOUT & FUTYPE / FUTYPE6.

FMNDP - Number of family units in household with non-dependent children only

(1 - 16) Number of family units in household with non-dependent children only

FREQUENCY: Spring and Autumn quarters from Spring 96 (on household datasets only). Each quarter from Spring 2000 (on household and ONS datasets)

COVERAGE: Applies to all family units.

NOTES: FMNDP is only included on the household datasets prior to Spring 2000. It is also included on both household and ONS datasets from Spring 2000. This variable was introduced in Spring 96 to provide additional information about the total number of family units within the household.

This variable is derived from HOUT & FUTYPE / FUTYPE6.

FMPLUS - Total number of family units with more than one person

(1 - 16) Total number of family units with more than one person

FREQUENCY: Each quarter from Spring 96

COVERAGE: Applies to all family units.

NOTES: FMPLUS is available on both the person level datasets and the household datasets. This variable was introduced in Spring 96 to provide additional information about the total number of family units within the household.

This variable is derived from HOUTCOME, TOTFU & TOTNUM.

TOTXFU - Total number of extended families in household

(1 - 16) Total number of extended families in household

FREQUENCY: Spring and Autumn quarters from Spring 96 (on household datasets only). Each quarter from Spring 2000 (on both household and ONS datasets)

COVERAGE: Applies to all family units.

NOTES: TOTXFU is only included on the household datasets prior to Spring 2000. It is included on both household and ONS datasets from Spring 2000. This variable was introduced in Spring 96 to provide additional information about the total number of family units within the household.

This variable is derived from HOUT, FAMUNIT & EXTFU.

XFMDC - Total number of extended family units in household with dependent children only

(1 - 16) Total number of extended family units in household with dependent children only

FREQUENCY: Spring and Autumn quarters from Spring 96 (on household datasets only). Each quarter from Spring 2000 (on both household and ONS datasets)

COVERAGE: Applies to all family units.

NOTES: XFMDC is only included on the household datasets prior to Spring 2000. It is included on both household and ONS datasets from Spring 2000. This variable was introduced in Spring 96 to provide additional information about the total number of family units within the household.

This variable is derived from HOUT, TOTXFU & FUTYPE / FUTYPE6.

XFMNDC - Total number of extended family units in household with non-dependent children only

(1 - 16) Total number of extended family units in household with non-dependent children only

FREQUENCY: Spring and Autumn quarters from Spring 96 (on household datasets only). Each quarter from Spring 2000 (on both household and ONS datasets)

COVERAGE: Applies to all family units.

NOTES: XFMNDC is only included on the household datasets prior to Spring 2000. It is included on both household and ONS datasets from Spring 2000. This variable was introduced in Spring 96 to provide additional information about the total number of family units within the household.

This variable is derived from HOUT, TOTXFU & FUTYPE / FUTYPE6.

NFAMHH - Total number of family units in household

(0-19) Number of family units

FREQUENCY: Each quarter from

COVERAGE: Applies to all family units

NOTES: This variable is only available on ONS SuperCROSS datasets.

NPERSFM - Total number of eligible people in family unit

(0-19) Number of people

FREQUENCY: Each quarter from

COVERAGE: Applies to all family units.

NOTES: This variable is only available on ONS SuperCROSS datasets.

NPERSHH - Total number of eligible people in household

(0-19) Number of people

FREQUENCY: Each quarter from

COVERAGE: Applies to all households.

NOTES: This variable is only available on ONS SuperCROSS datasets.

HDPCH19 - Number of dependent children in household aged under 19

(0-10) Number of dependent children in household aged under 19

FREQUENCY: Each quarter from Spring 92

COVERAGE: Applies to all households.

NOTES: Dependent children are all those aged 0-15 and those aged 16-18 who are in full-time education. Text labels are not available for this variable. This variable is derived from CAIND & AGE.

HDPCH4 - Number of children in household aged 4 years or less

(0-16) Number of children

FREQUENCY: Spring quarters only from Spring 92 to Spring 94. Spring and Autumn quarters from Spring 95

COVERAGE: Applies to all households.

NOTES: This variable is derived from AGE & CAIND. This variable is included on household datasets only.

HDC515 - Number of children in household aged between 5 and 15 years

(0-10) Number of children

FREQUENCY: Spring quarters only from Spring 92 to Spring 94. Spring and Autumn quarters from Spring 95

COVERAGE: Applies to all households.

NOTES: This variable is derived from AGE & CAIND. This variable is included on household datasets only.

HDPCH18 - Number of children in household aged between 16 and 18 years

(0-10) Number of children

FREQUENCY: Spring quarters only from Spring 92 to Spring 94. Spring and Autumn quarters from Spring 95

COVERAGE: Applies to all households.

NOTES: This variable is derived from AGE & CAIND. This variable is included on household datasets only.

AOHL16 - Age of oldest dependent child in household aged under 16

(0-15) Age of oldest dependent child in household aged 0-15

(16) No dependent children aged under 16

FREQUENCY: Spring quarters only from Spring 92 to Spring 94. Each quarter from Spring 95

COVERAGE: Applies to all households.

NOTES: Dependent children are all those aged 0-15 and those aged 16-18 who are in full-time education. Text labels are not available for this variable. This variable is derived from CAIND & AGE.

AOHL19 - Age of oldest dependent child in household aged under 19

(0-18) Age of oldest dependent child in household aged 0-18

(19) No dependent children aged under 19

FREQUENCY: Spring quarters only from Spring 92 to Spring 94. Each quarter from Spring 95

COVERAGE: Applies to all households.

NOTES: Dependent children are all those aged 0-15 and those aged 16-18 who are in full-time education. Text labels are not available for this variable. This variable is derived from CAIND & AGE.

AYHL19 - Age of youngest dependent child in household aged under 19

(0-18) Age of youngest dependent child in household aged 0-18

(19) No dependent children aged under 19

FREQUENCY: Spring quarters only from Spring 92 to Spring 94. Each quarter from Spring 95

COVERAGE: Applies to all households.

NOTES: Dependent children are all those aged 0-15 and those aged 16-18 who are in full-time education. Text labels are not available for this variable. This variable is derived from CAIND & AGE.

HOUSEHOLD COMPOSITION

HNWKAGE - Number of people in household who are of working age

(0-19) Number of people

FREQUENCY: Spring quarters only from Spring 92 to Spring 94. Spring and Autumn quarters from Spring 95

COVERAGE: Applies to all respondents.

NOTES: Working age is between 16 and 59 years for females and 16 and 64 years for males. This variable is included on household datasets only.

HNPEN - Number of people in household who are of pensionable age

(0-19) Number of people

FREQUENCY: Spring quarters only from Spring 92 to Spring 94. Spring and Autumn quarters from Spring 95

COVERAGE: Applies to all respondents.

NOTES: Pension age is 60 years and over for females and 65 years and over for males. This variable is included on household datasets only.

HEACOMB - Household economic activity

- (1) All persons in the household are employed**
- (2) All persons in the household are either employed or unemployed**
- (3) All persons in the household are either employed or inactive**
- (4) All persons in the household are either employed, unemployed or inactive**
- (5) All persons in the household are unemployed**
- (6) All persons in the household are either unemployed or inactive**
- (7) All persons in the household are inactive**

FREQUENCY: Spring quarters only from Spring 92 to Spring 94. Spring and Autumn quarters from Spring 95

COVERAGE: Applies to all households.

NOTES: This variable is derived from HNEMP05, HNUEMP05 & HNINAC05 from Spring 05 onwards. This variable is included on household datasets only.

HEAHEAD - Economic activity of head of family unit

- (1) Employed**
- (2) Unemployed**
- (3) Inactive**

FREQUENCY: Spring quarters only from Spring 92 to Spring 94. Spring and Autumn quarters from Spring 95

COVERAGE: Applies to all family units.

NOTES: This variable is included on household datasets only. This variable is derived from INECAC05.

HEAWIFE - Economic activity of wife of family unit

- (1) **Employed**
- (2) **Unemployed**
- (3) **Inactive**

FREQUENCY: Spring quarters only from Spring 92 to Spring 94. Spring and Autumn quarters from Spring 95

COVERAGE: Applies to all family units.

NOTES: This variable is only coded where the wife/partner of the head of the family unit is present. This variable is included on household datasets only. This variable is derived from INECAC05.

HNDK - Number of people in household whose basic economic activity is not known

(0-16) Number of people

FREQUENCY: Spring and Autumn quarters from Spring 96

COVERAGE: Applies to all respondents whose economic activity is not known (INECAC05 = -9).

NOTES: This variable is not available from Spring 92 to Autumn 95. The variable INECACR is replaced by INECAC05 in the derivation of this variable from Spring 05 onwards. This variable is included on household datasets only.

HNEMP - Number of people in household who are employed

(0-19) Number of people

FREQUENCY: Spring quarters only from Spring 92 to Spring 94. Spring and Autumn quarters from Spring 95

COVERAGE: Applies to all respondents who are employed (INECAC05 = 1, 2, 3, 4).

NOTES: The variable INECACR is replaced by INECAC05 in the derivation of this variable from Spring 05 onwards. This variable is included on household datasets only.

HNUNEMP - Number of people in household who are unemployed

(0-19) Number of people

FREQUENCY: Spring quarters only from Spring 92 to Spring 94. Spring and Autumn quarters from Spring 95

COVERAGE: Applies to all respondents who are unemployed (INECAC05 = 5).

NOTES: The variable INECACR is replaced by INECAC05 in the derivation of this variable from Spring 05 onwards. This variable is included on household datasets only.

HNINAC05 - Number of people in household who are inactive

(0-19) Number of people

FREQUENCY: Spring and Autumn quarters from Spring 05

COVERAGE: Applies to all respondents who are inactive (INECAC05 = 6-33).

NOTES: This variable is included on household datasets only.

HNINACT - Number of people in household who are inactive

(0-19) Number of people

FREQUENCY: Spring quarters only from Spring 92 to Spring 94. Spring and Autumn quarters from Spring 95 to Autumn 04.

COVERAGE: Applies to all respondents who are inactive (INECACR = 6-29).

NOTES: This variable is replaced by HNINAC05 from Spring 05 onwards. This variable is included on household datasets only.

HNFTSTUD - Number of people in household who are full-time students

(0-19) Number of people

FREQUENCY: Spring quarters only from Spring 92 to Spring 94. Spring and Autumn quarters from Spring 95

COVERAGE: Applies to all respondents who are in full-time education (CURED = 1, 2, 3).

NOTES: This variable is derived using CURED. From Spring 92 to Winter 96, this variable also includes those full-time at polytechnic. This variable is included on household datasets only.

HNOTSTUD - Number of people in household who are not full-time students

(0-19) Number of people

FREQUENCY: Spring quarters only from Spring 92 to Spring 94. Spring and Autumn quarters from Spring 95

COVERAGE: Applies to all respondents who are not in full-time education (CURED ≠ 1, 2, 3).

NOTES: This variable is derived using CURED. This variable is included on household datasets only.

HNFTIME - Number of people in household who are working full-time

(0-19) Number of people

FREQUENCY: Spring quarters only from Spring 92 to Spring 94. Spring and Autumn quarters from Spring 95

COVERAGE: Applies to all respondents who are employed full-time (FTPT = 1 & INECAC05 = 1, 2, 3, 4).

NOTES: The variable INECACR is replaced by INECAC05 in the derivation of this variable from Spring 05 onwards. This variable is included on household datasets only.

HNPTIME - Number of people in household who are working part-time

(0-19) Number of people

FREQUENCY: Spring quarters only from Spring 92 to Spring 94. Spring and Autumn quarters from Spring 95

COVERAGE: Applies to all respondents who are in employment (FTPT = 2 & INECAC05 = 1, 2, 3, 4).

NOTES: The variable INECACR is replaced by INECAC05 in the derivation of this variable from Spring 05 onwards. This variable is included on household datasets only.

HNIWSTU - Number of people in household who are inactive, would like work but currently students

(0-19) Number of people

FREQUENCY: Spring quarters only from Spring 92 to Spring 94. Spring and Autumn quarters from Spring 95

COVERAGE: Applies to all respondents who are inactive and students (INECAC05 = 6, 13).

NOTES: The variable INECACR is replaced by INECAC05 in the derivation of this variable from Spring 05 onwards. This variable is included on household datasets only.

HNIWSKD - Number of people in household who are inactive, would like work but currently sick/injured/disabled

(0-19) Number of people

FREQUENCY: Spring quarters only from Spring 92 to Spring 94. Spring and Autumn quarters from Spring 95

COVERAGE: Applies to all respondents who are inactive and sick, injured or disabled (INECAC05 = 8, 9, 15, 16).

NOTES: The variable INECACR is replaced by INECAC05 in the derivation of this variable from Spring 05 onwards. This variable is included on household datasets only.

HNIWDSC - Number of people in household who are inactive and would like work but discouraged from seeking work

(0-19) Number of people

FREQUENCY: Spring quarters only from Spring 92 to Spring 94. Spring and Autumn quarters from Spring 95

COVERAGE: Applies to all respondents who are inactive, would like work, believes no job available (INECAC05 = 17).

NOTES: The variable INECACR is replaced by INECAC05 in the derivation of this variable from Spring 05 onwards. This variable is included on household datasets only.

HNIWFAM - Number of people in household who are inactive, would like work but looking after family/home

(0-19) Number of people

FREQUENCY: Spring quarters only from Spring 92 to Spring 94. Spring and Autumn quarters from Spring 95

COVERAGE: Applies to all respondents who are inactive, looking after family, home (INECAC05 = 7 or 14).

NOTES: The variable INECACR is replaced by INECAC05 in the derivation of this variable from Spring 05 onwards. This variable is included on household datasets only.

HNWOTH05 - Number of people in household who are inactive for other reasons but would like to work

(0-19) Number of people

FREQUENCY: Spring and Autumn quarters from Spring 05

COVERAGE: Applies to all respondents who are inactive, for other reasons, would like work (INECAC05 = 10, 11, 12, 18, 19, 20, 21, 22).

NOTES: This variable is included on household datasets only.

HNIWOTH - Number of people in household who are inactive for other reasons but would like to work

(0-19) Number of people

FREQUENCY: Spring quarters only from Spring 92 to Spring 94. Spring and Autumn quarters from Spring 95 to Spring 04.

COVERAGE: Applies to all respondents who are inactive, for other reasons, would like work (INECACR = 10, 11, 12, 18, 19, 20).

NOTES: This variable is replaced by HNWOTH05 from Spring 05 onwards. This variable is included on household datasets only.

HNNOWK05 - Number of people in household who are inactive and do not want work

(0-19) Number of people

FREQUENCY: Spring and Autumn quarters from Spring 05

COVERAGE: Applies to all respondents who are inactive and do not want to work (INECAC05 = 23-33).

NOTES: This variable is included on household datasets only.

HNINOWK - Number of people in household who are inactive and do not want work

(0-19) Number of people

FREQUENCY: Spring quarters only from Spring 92 to Spring 94. Spring and Autumn quarters from Spring 95 to Autumn 04.

COVERAGE: Applies to all respondents who are inactive and do not want to work (INECACR = 21-29).

NOTES: This variable is replaced by HNNOWK05 from Spring 05 onwards. This variable is included on household datasets only.

HOUSING TENURE

HRPID - Respondent accommodation responsibility

- (1) **Yes**
- (2) **No**

FREQUENCY: Each quarter from Spring 96

COVERAGE: Applies to all respondents aged 16+.

TEN1 - Accommodation details

- (1) **Owned outright**
- (2) **Being bought with mortgage or loan**
- (3) **Part rent, part mortgage**
- (4) **Rented**
- (5) **Rent free**
- (6) **Squatting**

FREQUENCY: Each quarter from Spring 06

COVERAGE: Applies to all respondents.

NOTES: This variable was introduced in Spring 2006 as a result of the GSS Social Survey Harmonisation Project.

Between Spring 1996 and Spring 2006 this variable was called TEN96.

TEN96 - Accommodation details

- (1) **Owned outright**
- (2) **Being bought with mortgage or loan**
- (3) **Part rent, part mortgage**
- (4) **Rented**
- (5) **Rent free**
- (6) **Squatting**

FREQUENCY: Each quarter from Spring 96 - Spring 06. **On ONS datasets only from Spring 2006.**

COVERAGE: Applies to all respondents.

NOTES: This variable was introduced in Spring 96 as a result of the GSS Social Survey Harmonisation Project and replaces the variables TENURE and MORTGE.

TIED - Accommodation tied to job

- (1) **Yes**
- (2) **No**

FREQUENCY: Each quarter from Spring 06

COVERAGE: Applies to all respondents to rent their accommodation or live their rent free (TEN1 = 4 or 5).

NOTES: This variable was introduced in Spring 2006 as a result of the GSS Social Survey Harmonisation Project and replaces the variable RENT96. Tied accommodation is that which goes with the job of a household member. Those living in tied accommodation may either pay rent or live rent free.

Between Spring 96 and Spring 2006 this variable was called RENT96.

RENT96 - Accommodation tied to job

- (1) **Yes**
- (2) **No**

FREQUENCY: Each quarter from Spring 96 to Spring 06. **On ONS datasets only from Spring 06.**

COVERAGE: Applies to all respondents to rent their accommodation or live their rent free (TEN96 = 4 or 5).

NOTES: This variable was introduced in Spring 96 as a result of the GSS Social Survey Harmonisation Project. Tied accommodation is that which goes with the job of a household member. Those living in tied accommodation may either pay rent or live rent free.

LLORD - Landlord of accommodation

- (1) **LA/council/Scottish homes**
- (2) **Housing association, charitable trust or local housing company**
- (3) **Employing organisation**
- (4) **Another organisation**
- (5) **Relative of household member**
- (6) **Individual employer**
- (7) **Other individual private landlord**

FREQUENCY: Each quarter from Spring 06

COVERAGE: Applies to all respondents to rent their accommodation or live their rent free (TEN1 = 4 or 5).

NOTES: This variable was introduced in Spring 2006 as a result of the GSS Social Survey Harmonisation Project and replaces the variable LAND96.

Between Spring 1996 and Spring 2006 this variable was called LAND96.

LAND96 - Landlord of accommodation

- (1) LA, Scottish Homes, New Town Development
- (2) Housing association, co-op, trust
- (3) Employing organisation
- (4) Another organisation
- (5) Relative of household member
- (6) Individual employer
- (7) Other individual private landlord

FREQUENCY: Each quarter from Spring 96 to Spring 2006. **On ONS datasets only from Spring 2006.**

COVERAGE: Applies to all respondents to rent their accommodation or live their rent free (TEN96 = 4 or 5).

NOTES: This variable was introduced in Spring 96 as a result of the GSS Social Survey Harmonisation Project and replaces the variable LAND.

FURN - Whether accommodation furnished

- (1) Furnished
- (2) Partly furnished
- (3) Unfurnished

FREQUENCY: Each quarter from Spring 92

COVERAGE From Spring 92 to Winter 95: Applies to all respondents to rent their accommodation or live their rent free (TENURE = 2).

From Spring 96 onwards: Applies to all respondents to rent their accommodation or live their rent free (TEN96 = 4 or 5).

NOTES: The terms furnished, partly furnished and unfurnished have not been defined and rely solely on the respondent's assessment. Only furnishing provided by the landlord is taken into consideration not furnishing provided by the tenants. The coverage was amended in Spring 96 due to TENURE being replaced by TEN96 as a result of the GSS Social Survey Harmonisation Project.

ACCESS TO MOTOR VEHICLES

USEVCL - Own or use motor vehicle

- (1) Yes
- (2) No

FREQUENCY: Autumn quarters only (every 3rd year) from Autumn 06

COVERAGE: Applies to all respondents.

NOTES: Although only one person is required to respond, they may do so on behalf of all the adults in the household. Includes company cars, unless no private use allowed. All questions for motor vehicles are asked in waves 1 and 5 only in the Autumn quarter every 3 years e.g. 2006, 2009 etc. Between Spring 2001 and Autumn 2006 this variable was called USEVEH.

USEVEH - Own or use motor vehicle

- (1) Yes
- (2) No

FREQUENCY: Each quarter from Spring 01 to Winter 01 (on ONS datasets only). Autumn 02 (on household datasets only). Autumn quarters only (every 3rd year) from Autumn 06. **On ONS datasets only from Autumn 2006.**

COVERAGE: Applies to all respondents.

NOTES: Although only one person is required to respond, they may do so on behalf of all the adults in the household. Includes company cars, unless no private use allowed. All questions for motor vehicles are asked in waves 1 and 5 only in the Autumn quarter every 3 years e.g. 2006, 2009 etc.

TYPVCL(01-10) - Type of vehicle

- (1) Car
- (2) Light van
- (3) Motorcycle
- (4) Some other motor vehicle

FREQUENCY: Autumn quarters only (every 3rd year) from Autumn 06

COVERAGE: Applies to all respondents who have the use of a motor vehicle (USEVEH = 1).

NOTES: All questions for motor vehicles are asked in waves 1 and 5 only in the Autumn quarter every 3 years e.g. 2006, 2009 etc.

Between Spring 2001 and Autumn 2006 this variable was called TYPVEH.

TYPVEH(01-10) - Type of vehicle

- (1) Car
- (2) Light van
- (3) Motorcycle
- (4) Some other motor vehicle

FREQUENCY: Each quarter from Spring 01 to Winter 01(ONS datasets only). Autumn 02 (on household datasets only). Autumn quarters only (every 3rd year) from Autumn 06. **On ONS datasets only from Autumn 2006.**

COVERAGE: Applies to all respondents who have the use of a motor vehicle (USEVEH = 1).

NOTES: All questions for motor vehicles are asked in waves 1 and 5 only in the Autumn quarter every 3 years e.g. 2006, 2009 etc.

MAINDRV(1-9) - Driver with most mileage

- (1) Person 1
- (2) Person 2
- (3) Person 3
- (4) etc

FREQUENCY: Autumn 02 only. Autumn quarters only (every 3rd year) from Autumn 06

COVERAGE: Applies to all respondents who have the use of a motor vehicle (USEVEH = 1).

NOTES: All questions for motor vehicles are asked in waves 1 and 5 only in the Autumn quarter every 3 years e.g. 2006, 2009 etc.

PRIVCL(01-10) - Ownership of vehicle

- (1) Privately owned
- (2) Company car
- (3) None of the above (spontaneous)

FREQUENCY: Autumn quarters only (every 3rd year) from Autumn 06.

COVERAGE: Applies to respondents who have the use of a car (TYPVEH = 1).

NOTES: All questions for motor vehicles are asked in waves 1 and 5 only in the Autumn quarter every 3 years e.g. 2006, 2009 etc.

Between Spring 2001-Spring 2006 this variable was called PRIVEH.

PRIVEH(01-10) - Ownership of vehicle

- (1) Privately owned
- (2) Company car
- (3) None of the above (spontaneous)

FREQUENCY: Each quarter from Spring 01 to Winter 01(on ONS datasets only). Autumn 02 (on household datasets only). Autumn quarters only (every 3rd year) from Autumn 06. **On ONS datasets only from Autumn 2006.**

COVERAGE: Applies to respondents who have the use of a car (TYPVEH = 1).

NOTES: All questions for motor vehicles are asked in waves 1 and 5 only in the Autumn quarter every 3 years e.g. 2006, 2009 etc.

FAMILY CHARACTERISTICS

STRUCTURE

FUTYPE6 - Type of family unit

- (1) 1 person – male
- (2) 1 person – female
- (3) Same sex couple
- (4) Married couple with no children
- (5) Married couple with non-dependent children only
- (6) Married couple with dependent children
- (7) Cohabiting couple with no children
- (8) Cohabiting couple with non-dependent children only
- (9) Cohabiting couple with dependent children
- (10) Male lone parent with dependent children
- (11) Male lone parent with non-dependent children only
- (12) Female lone parent with dependent children
- (13) Female lone parent with non-dependent children only
- (14) Same sex cohabiting couple with no children
- (15) Same sex cohabiting couple with non-dependent children only
- (16) Same sex cohabiting couple with dependent children
- (17) Civil partners couple with no children
- (18) Civil partners couple with non-dependent children only
- (19) Civil partners couple with dependent children

FREQUENCY: Spring and Autumn quarters from Spring 06 (on household datasets only). Each quarter from Spring 2006 (on household and ONS datasets)

COVERAGE: Applies to all family units.

NOTES: Between Spring 1996 and Spring 2006 this variable was called FUTYPE. This variable is derived from SEX, RELHFU, MARSTA, LIVWTH & FDPCH19.

FUTYPE - Type of family unit

- (1) 1 person – male
- (2) 1 person – female
- (3) Same sex couple
- (4) Married couple with no children
- (5) Married couple with non-dependent children only
- (6) Married couple with dependent children
- (7) Cohabiting couple with no children
- (8) Cohabiting couple with non-dependent children only
- (9) Cohabiting couple with dependent children
- (10) Male lone parent with dependent children
- (11) Male lone parent with non-dependent children only
- (12) Female lone parent with dependent children
- (13) Female lone parent with non-dependent children only

FREQUENCY: Spring and Autumn quarters from Spring 96 (on household datasets only). Each quarter from Spring 2000 (on household and ONS datasets) to Spring 2006.

COVERAGE: Applies to all family units.

NOTES: This variable replaces TYPEFU. FUTYPE is only included on the household datasets prior to Spring 2000. It is included on both household and ONS datasets from Spring 2000. This variable is derived from SEX, RELHFU, MARSTT, LIVTOG & FDPCH19.

It has had the number of categories increased to identify married and cohabiting couples in a household. Previously there had been a problem with this variable in identifying male and female lone parents. However, the introduction of a 'household grid' question - XR(00-15) - in Spring 96 to collect basic demographic data about all household members has resulted in fully complete family data from Summer 96 onwards.

Categories 10 and 12 (Male/Female lone parent with dependent children) include those who are married but where their spouse is not a household member, e.g. because they are working away from home, in prison etc.

EXTFU - Extended family unit

- (1-2) Extended family unit number

FREQUENCY: Each quarter from Spring 96

COVERAGE: Applies to all households.

NOTES: This variable codes all those related in some way to the same extended family unit.

This variable is derived from XR(00-15), TOTFU, SMSXFU & FAMUNIT.

SMSXFU - Same sex family unit

- (1-11) Family unit number

FREQUENCY: Each quarter from Spring 96

COVERAGE: Applies to all family units.

NOTES: This variable redefines the family unit to include same sex partners in the same family unit. Thus, using this variable results in fewer family units in total than if using FAMUNIT.

The family hierarchical structure is based on FAMUNIT. Those people who have been coded as same sex co-habitees are put into separate family units at FAMUNIT. Therefore when any analysis is done of same sex co-habitees at family level, it shows the number of individuals rather than couples.

This variable is derived from LIVTOG / LIVWTH & XR(00-15).

FAMUNIT - Family unit number

(1-17) Family unit number

FREQUENCY: Each quarter from Spring 92

COVERAGE: Applies to all respondents.

NOTES: With the introduction of XR(00-15) from Spring 96, FAMUNIT (unique identifier for family unit) is now generated automatically. Previously, it was coded by the interviewer to identify the family groupings within the household.

This variable is not available on SuperCROSS datasets.

RELHFU - Relationship to head of family

- (1) Head of family**
- (2) Wife/partner of head of family**
- (3) Child of head of family/other person**

FREQUENCY: Each quarter from Spring 92

COVERAGE: Applies to all respondents.

NOTES: This variable was derived from MARCON & SEX up to Winter 94. From Spring 95 it is derived from MARSTT / MARSTA, LIVTOG / LIVWTH & SEX.

AOFL16 - Age of oldest dependent child in family under 16

- (0-15) Age of oldest dependent child in family aged 0-15**
- (16) No dependent children aged under 16**

FREQUENCY: Spring quarters only from Spring 92 to Spring 94. Each quarter from Spring 95

COVERAGE: Applies to all family units.

NOTES: Dependent children are all those aged 0-15 and those aged 16-18 who are in full-time education. Text labels are not available for these variables.

This variable is derived from FUTYPE / FUTYPE6, RELHFU, CAIND & AGE.

AOFL19 - Age of oldest dependent child in family under 19

- (0-18) Age of oldest dependent child in family aged 0-18**
- (19) No dependent children aged under 19**

FREQUENCY: Spring quarters only from Spring 92 to Spring 94. Each quarter from Spring 95

COVERAGE: Applies to all family units.

NOTES: Dependent children are all those aged 0-15 and those aged 16-18 who are in full-time education. Text labels are not available for these variables.

This variable is derived from FUTYPE / FUTYPE6, RELHFU, CAIND & AGE.

AYFL19 - Age of youngest dependent child in family under 19

- (0-18) Age of youngest dependent child in family aged 0-18
(19) No dependent children aged under 19

FREQUENCY: Spring quarters only from Spring 92 to Spring 94. Each quarter from Spring 95

COVERAGE: Applies to all family units.

NOTES: Dependent children are all those aged 0-15 and those aged 16-18 who are in full-time education. Text labels are not available for these variables.

This variable is derived from CAIND, RELHFU & AGE.

FDPCH2 - Number of dependent children in family aged under 2

- (0-3) Number of dependent children in family aged under 2

FREQUENCY: Spring quarters only from Spring 92 to Spring 94. Each quarter from Spring 95

NOTES: The notes for FDPCH19 also apply to this variable.

FDPCH4 - Number of dependent children in family aged between 2 & 4

- (0-3) Number of dependent children in family aged between 2 & 4

FREQUENCY: Spring quarters only from Spring 92 to Spring 94. Each quarter from Spring 95

NOTES: The notes for FDPCH19 also apply to this variable.

FDPCH9 - Number of dependent children in family aged between 5 & 9

- (0-5) Number of dependent children in family aged between 5 & 9

FREQUENCY: Spring quarters only from Spring 92 to Spring 94. Each quarter from Spring 95

NOTES: The notes for FDPCH19 also apply to this variable.

FDPCH15 - Number of dependent children in family aged between 10 & 15

- (0-5) Number of dependent children in family aged between 10 & 15

FREQUENCY: Spring quarters only from Spring 92 to Spring 94. Each quarter from Spring 95

NOTES: The notes for FDPCH19 also apply to this variable.

FDPCH16 - Number of dependent children in family aged under 16

- (0-10) Number of dependent children in family aged under 16

FREQUENCY: Spring quarters only from Spring 92 to Spring 94. Each quarter from Spring 95

NOTES: The notes for FDPCH19 also apply to this variable.

FDPCH19 - Number of dependent children in family aged under 19

(0-10) Number of dependent children in family aged under 19

FREQUENCY: Spring quarters only from Spring 92 to Spring 94. Each quarter from Spring 95

COVERAGE: Applies to all family units.

NOTES: This variable should be used at the family level or at the person level selecting on heads and wives of heads of families and are derived from CAIND & AGE. Dependent children are all those aged 0-15 and those aged 16-18 who are in full-time education. Dependency of a child is a family concept. If this variable is run at a household level it is not certain on whom the child is dependent. By running this variable at the family level or at the person level selecting on heads and wives of heads of family units (both of whom the child is dependent on) there is no chance of making claims of dependency where none in fact exist.

ECONOMIC ACTIVITY

BASIC ECONOMIC ACTIVITY

INECAC05 - Basic economic activity (ILO definition) (reported)

- (01) Employee
- (02) Self-employed
- (03) Government employment & training programmes
- (04) Unpaid family worker
- (05) ILO unemployed
- (06) Inactive - seeking, unavailable, student
- (07) Inactive - seeking, unavailable, looking after family, home
- (08) Inactive - seeking, unavailable, temporarily sick or injured
- (09) Inactive - seeking, unavailable, long-term sick or disabled
- (10) Inactive - seeking, unavailable, other reason
- (11) Inactive - seeking, unavailable, no reason given
- (12) Inactive - not seeking, would like work, waiting results of job application
- (13) Inactive - not seeking, would like work, student
- (14) Inactive - not seeking, would like work, looking after family, home
- (15) Inactive - not seeking, would like work, temporarily sick or injured
- (16) Inactive - not seeking, would like work, long term sick or disabled
- (17) Inactive - not seeking, would like work, believes no jobs available
- (18) Inactive - not seeking, would like work, not yet started looking
- (19) Inactive - not seeking, would like work, does not need or want employment
- (20) Inactive - not seeking, would like work, retired from paid work
- (21) Inactive - not seeking, would like work, other reason
- (22) Inactive - not seeking, would like work, no reason given
- (23) Inactive - not seeking, not like work, waiting results of job application
- (24) Inactive - not seeking, not like work, student
- (25) Inactive - not seeking, not like work, looking after family, home
- (26) Inactive - not seeking, not like work, temporarily sick or injured
- (27) Inactive - not seeking, not like work, long term sick or disabled
- (28) Inactive - not seeking, not like work, believes no jobs available
- (29) Inactive - not seeking, not like work, not yet started looking
- (30) Inactive - not seeking, not like work, does not need or want employment
- (31) Inactive - not seeking, not like work, retired from paid work
- (32) Inactive - not seeking, not like work, other reason
- (33) Inactive - not seeking, not like work, no reason given
- (34) Under 16

FREQUENCY: Each quarter from Spring 05

COVERAGE: Applies to all respondents.

NOTES: The 'inactive' categories for this variable have been expanded to give a better indication as to the reasons behind inactivity. The underlying variables NOLOOK and NOWANT have also been replaced by the new variable NOLWM.

This variable is the standard economic activity variable and should be used for consistency with current ONS practice as it gives the International Labour Organisation (ILO) standard definitions of employment, unemployment and economic activity and inactivity.

This variable is derived from AGE, SCHM04, URESMC, TECLEC4, NEWDEA4, YTETMP, YTETJB, WRKING, JBAWAY, OWNBUS, RELBUS, STATR, LOOK4, LKYT4, START, WAIT, LIKEWK, YSTART, NOLWM & SEX.

INECACR - Basic economic activity (ILO definition) (reported)

- (01) Employee
- (02) Self-employed
- (03) Government employment & training programmes
- (04) Unpaid family worker
- (05) ILO unemployed
- (06) Inactive - seeking, unavailable, student
- (07) Inactive - seeking, unavailable, looking after family, home
- (08) Inactive - seeking, unavailable, temporarily sick or injured
- (09) Inactive - seeking, unavailable, long-term sick or disabled
- (10) Inactive - seeking, unavailable, other reason
- (11) Inactive - seeking, unavailable, no reason given
- (12) Inactive - not seeking, would like work, waiting results of job application
- (13) Inactive - not seeking, would like work, student
- (14) Inactive - not seeking, would like work, looking after family, home
- (15) Inactive - not seeking, would like work, temporarily sick or injured
- (16) Inactive - not seeking, would like work, long term sick or disabled
- (17) Inactive - not seeking, would like work, believes no job available
- (18) Inactive - not seeking, would like work, not started looking
- (19) Inactive - not seeking, would like work, not looked
- (20) Inactive - not seeking, would like work, no reason
- (21) Inactive - not seeking, not like work, waiting results of job application
- (22) Inactive - not seeking, not like work, student
- (23) Inactive - not seeking, not like work, looking after family, home
- (24) Inactive - not seeking, not like work, temporarily sick or injured
- (25) Inactive - not seeking, not like work, long term sick or disabled
- (26) Inactive - not seeking, not like work, not need or want job
- (27) Inactive - not seeking, not like work, retired
- (28) Inactive - not seeking, not like work, other reason
- (29) Inactive - not seeking, not like work, no reason given
- (30) Under 16

FREQUENCY: Each quarter from Spring 92 to Winter 04.

COVERAGE: Applies to all respondents.

NOTES: This variable is replaced by INECAC05 from Spring 05 onwards. With the removal of the Census Matrix Edit INECACR supersedes the variable INECACA from Spring 92 to Winter 04.

From Spring 92 to Winter 92 there was an error in the questionnaire routing where the 'reason for not seeking work' questions were only asked of persons up to the age of 59, whereas they should have been asked of persons up to 5 years above retirement age. For these quarters only, none of the individual 'inactive' characteristics are accurate, although the overall inactive total is correct. An estimate was made of the number of discouraged workers over 60 by assuming the number grew at a constant rate between Spring 1991 and Spring 1993. These estimates were then published in the LFS Quarterly Bulletin.

This variable is derived from AGE, SCHM04, URESMC, TECLEC4, NEWDEA4, YTETMP, YTETJB, WRKING, JBAWAY, OWNBUS, RELBUS, STATR, LOOK4, LKYT4, START, WAIT, LIKEWK, YSTART, NOLOOK, NOWANT & SEX.

INECACA - Basic economic activity (ILO definition)

- (01) Employee
- (02) Self-employed
- (03) Government employment & training programmes
- (04) Unpaid family worker
- (05) ILO unemployed
- (06) Inactive - seeking, unavailable, student
- (07) Inactive - seeking, unavailable, looking after family, home
- (08) Inactive - seeking, unavailable, temporarily sick or injured
- (09) Inactive - seeking, unavailable, long-term sick or disabled
- (10) Inactive - seeking, unavailable, other reason
- (11) Inactive - seeking, unavailable, no reason given
- (12) Inactive - not seeking, would like work, waiting results of job application
- (13) Inactive - not seeking, would like work, student
- (14) Inactive - not seeking, would like work, looking after family, home
- (15) Inactive - not seeking, would like work, temporarily sick or injured
- (16) Inactive - not seeking, would like work, long term sick or disabled
- (17) Inactive - not seeking, would like work, believes no job available
- (18) Inactive - not seeking, would like work, not started looking
- (19) Inactive - not seeking, would like work, not looked
- (20) Inactive - not seeking, would like work, no reason
- (21) Inactive - not seeking, not like work, waiting results of job application
- (22) Inactive - not seeking, not like work, student
- (23) Inactive - not seeking, not like work, looking after family, home
- (24) Inactive - not seeking, not like work, temporarily sick or injured
- (25) Inactive - not seeking, not like work, long term sick or disabled
- (26) Inactive - not seeking, not like work, not need or want job
- (27) Inactive - not seeking, not like work, retired
- (28) Inactive - not seeking, not like work, other reason
- (29) Inactive - not seeking, not like work, no reason given
- (30) Under 16

FREQUENCY: Spring quarters only from Spring 92 to Spring 04(on ONS datasets only).

COVERAGE: Applies to all respondents.

NOTES: This variable has been superseded by INECACR. This variable is only available on ONS datasets.

The notes for INECACR also apply to this variable.

This variable is derived from AGE, SCHM99, COUNTRY (URES MC prior Spring 2000), TECLEC, NEWDEAL, YTETMP, YTETJB, WRKING, JBAWAY, OWNBUS, RELBUS, NSTAT, LOOK4, LKYT4, START, WAIT, LIKEWK, YSTART, NOLOOK, NOWANT, & SEX.

ILODEFR - Basic economic activity (ILO definition) (reported)

- (1) In employment**
- (2) ILO unemployed**
- (3) Inactive**
- (4) Under 16**

FREQUENCY: Each quarter from Autumn 93

COVERAGE: Applies to all respondents.

NOTES: With the removal of the Census Matrix Edit ILODEFR supersedes the variable ILODEFA.

This variable is derived from AGE & INECAC05.

The variable INECACR is replaced by INECAC05 in the derivation of this variable from Spring 05 onwards.

This variable amalgamates the main headings of INECAC05.

From Spring 96, when analysing economic activity at family unit or household level, INECACR should be used because ILODEFR does not have a DNA category.

The ILO unemployment rate is ILO unemployed as a percentage of the economically active.

ILODEFA - Basic economic activity (ILO definition)

- (1) In employment**
- (2) ILO unemployed**
- (3) Inactive**
- (4) Under 16**

FREQUENCY: Spring quarters only from Spring 93 to Spring 04 (on ONS datasets only).

COVERAGE: Applies to all respondents.

NOTES: This variable has been superseded by ILODEFR. This variable is only available on ONS datasets.

The notes for ILODEFR also apply to this variable.

ILODF5R - Basic economic activity (ILO definition) (reported)

- (1) Economically Active**
- (2) In employment**
- (3) ILO unemployed**
- (4) Inactive**
- (5) All persons aged 16+**

FREQUENCY: Each quarter from Spring 92

COVERAGE: Applies to all respondents.

NOTES: With the removal of the Census Matrix Edit ILODF5R supersedes the variable ILODEFA5.

This variable is derived from AGE & INECAC05.

The variable INECACR is replaced by INECAC05 in the derivation of this variable from Spring 05 onwards.

This variable is only available in SuperCROSS.

This variable is a different amalgamation of INECAC05 compared to ILODEFR. The three main categories 'In employment', 'ILO unemployed' and 'Inactive' are the same in both ILODEFR and ILODF5R. SuperCROSS can use sub-categories and can generate 'All persons aged 16+' and 'Economically active' from the data. The notes for ILODEFR also apply to this variable.

ILODEFA5 - Basic economic activity (ILO definition)

- (1) Economically Active**
- (2) In employment**
- (3) ILO unemployed**
- (4) Inactive**
- (5) All persons aged 16+**

FREQUENCY: Spring quarters only from Spring 92 (on ONS datasets only)

COVERAGE: Applies to all respondents.

NOTES: This variable has been superseded by ILODF5R. This variable is only available on ONS SuperCROSS datasets.

The notes for ILODF5R also apply to this variable.

AECACTR - Economic activity (reported)

- (1) **Employee**
- (2) **Self Employed**
- (3) **Government employment and training programmes**
- (4) **Unpaid family worker**
- (5) **ILO unemployed**
- (6) **Economically inactive - looking for work**
- (7) **Economically inactive - wanting work**
- (8) **Economically inactive - neither wanting nor seeking work**
- (-9) **DNA Children under 16**

FREQUENCY: Every year from 2000

COVERAGE: Applies to all respondents.

NOTES: With the removal of the Census Matrix Edit AECACTR supersedes the variable AECACT.

This variable is included only on annual local area datasets, which are available only to ONS and those government departments which sponsor the local area enhancements.

This variable is derived from INECACR.

AECACT - Economic activity

- (1) **Employee**
- (2) **Self Employed**
- (3) **Government employment and training programmes**
- (4) **Unpaid family worker**
- (5) **ILO unemployed**
- (6) **Economically inactive - looking for work**
- (7) **Economically inactive - wanting work**
- (8) **Economically inactive - neither wanting nor seeking work**
- (-9) **DNA Children under 16**

FREQUENCY: Every year from 2000 to 2003 (on ONS datasets only)

COVERAGE: Applies to all respondents.

NOTES: This variable has been superseded by AECACTR.

This variable is included only on annual local area datasets, which are available only to ONS and those government departments which sponsor the local area enhancements.

This variable is derived from INECACA.

MOBILE WORKFORCE

MOVED - Whether moved because of job relocation

- (1) Yes
- (2) No

FREQUENCY: Spring 02 only. Spring quarters only (every 3rd year) from Spring 03

COVERAGE: Applies to all respondents of working age who have been resident less than twelve months in current property.

NOTES: This question is only asked in the Spring quarter every 3 years e.g. 2003, 2006 etc. This variable is only available on ONS datasets in Spring 04.

CASHTIM - Contribution to cost of move from employer

- (1) Yes
- (2) No

FREQUENCY: Spring 02 only. Spring quarters only (every 3rd year) from Spring 03

COVERAGE: Applies to all respondents whose current job was relocated (MOVED = 1).

NOTES: This question is only asked in the Spring quarter every 3 years e.g. 2003, 2006 etc. This variable is only available on ONS datasets in Spring 04.

CASHFUL - Full cost of move covered by employer

- (1) Yes
- (2) No

FREQUENCY: Spring 02 only. Spring quarters only (every 3rd year) from Spring 03

COVERAGE: Applies to all respondents whose employer contributed to the cost of moving (CASHTIM = 1).

NOTES: This question is only asked in the Spring quarter every 3 years e.g. 2003, 2006 etc. This variable is only available on ONS datasets in Spring 04.

The full costs of moving includes: the cost of transportation, solicitor's fees, estate agent fees, accommodation costs, stamp duty, other necessary expenses.

GOVERNMENT TRAINING SCHEMES

SCHM04 - Government employment and training programme

- (1) Work based training for young people (GB ONLY; AGED 16-25)
- (2) New Deal (AGED 18+ ONLY)
- (3) Work based learning for adults/training for work (GB ONLY)
- (10) Job skills (NI ONLY)
- (15) Worktrack (NI ONLY)
- (50) Any other training scheme
- (66) None of these
- (97) Just 16 and no response this time

FREQUENCY: Each quarter from Spring 04

COVERAGE: Applies to all respondents of working age in the UK.

NOTES: This variable replaces SCHM99.

On government schemes there are elements of both work experience with an employer and training. In general, persons on Employment schemes spend most of their time with an employer, while those on Training Courses spend most of their time at a College of Further Education or 'Training Centre'.

SCHM99 - Whether of Government employment or training schemes

- (1) UK aged 16-25, NI aged 16-21; Youth Training / YT / Youth Training Programme
- (2) Aged 18+; New Deal (including on the Gateway)
- (3) Training for Work [GB ONLY]
- (8) Action for Community Employment (ACE) [NI ONLY]
- (10) Job Skills [NI ONLY]
- (14) National Traineeship
- (50) Any other kind of scheme (excludes Enterprise Allowance Scheme)
- (66) None of these
- (97) Just 16 and no response this time

FREQUENCY: Each quarter from Spring 99 to Winter 03.

COVERAGE: Applies to all respondents of working age in the UK.

NOTES: This variable replaced SCH98B and ISC98B, combining the GB and NI questions into one. In addition to this combination, which means that some options are regionally specific, the 'Enterprise Ulster' option has been removed.

NDTYPE4 - New Deal participants

- (1) New Deal for Disabled people
- (3) New Deal for lone parents
- (4) New Deal for young people (AGED 16-24 ONLY)
- (5) New Deal for 25+ (AGED 25+ ONLY)
- (6) New Deal for 50+ (AGED 50+ ONLY)
- (7) New Deal for partners?
- (8) None of the above
- (9) Don't know

FREQUENCY: Each quarter from Spring 04

COVERAGE: Applies to all respondents on a New Deal scheme (SCHM04 = 2).

NOTES: This variable replaces NDTYPE. Options 4, 5, 6 and 7 are new.

NDTYPE - Identifies participants on New Deal specifically for either lone parents or the disabled

- (1) The New Deal for the Disabled
- (2) On New Deal but not for the Disabled or Lone Parents
- (3) The New deal for Lone Parents
- (7) Or neither of the above
- (9) Don't know

FREQUENCY: Each quarter from Spring 99 to Winter 03.

COVERAGE: Applies to all respondents on a New Deal scheme.

NOTES: This variable is used to identify those people on the New Deal schemes New Deal for Lone Parents or New Deal for the Disabled. This is done so that they can be filtered out of some subsequent questions since these New Deal schemes do not assign participants to the same range of options as other New Dealers. This group of New Deal participants proceed directly to the questions about work.

NEWDEA4 - Type of New Deal option

- (1) Still on the Gateway or having advisory interviews
- (3) Working with an employer in the Public or Private sector
- (4) Working for the voluntary sector
- (5) Working for an environmental task force
- (6) In full time study on an approved course
- (7) Receiving help setting up as self-employed
- (8) Basic Employment Training (BET)
- (9) Education and Training Opportunities (ETO)
- (19) On the follow through scheme
- (97) Don't know

FREQUENCY: Each quarter from Spring 04

COVERAGE: Applies to all respondents on a New Deal scheme (SCHM04 = 2).

NOTES: This variable replaces NEWDEAL.

NEWDEAL - New Deal option

- (1) (Still) on the Gateway/having advisory interviews
- (2) New Deal for Lone Parents (Summer 98 to Winter 98/99 only)
- (3) Working for an employer in the public or private sector
- (4) Working for the voluntary sector
- (5) Working for an environmental task force
- (6) In full-time study on an approved course/
- (7) Receiving help setting up as self-employed
- (19) On the follow through scheme
- (97) Don't know

FREQUENCY: Each quarter from Summer 98 to Winter 03.

COVERAGE: Applies to all respondents on New Deal aged 18 years and over.

NOTES: For more information about New Deal, see the May 1998 issue of *Labour Market Trends*.

TECLEC4 - On scheme run by a TEC or LEC

- (1) Programme funded by the Learning & Skills Councils (England) or National Council for Education & Learning in Wales
- (2) Scheme in Scotland run by a Local Enterprise Company (LEC)
- (3) Some other scheme

FREQUENCY: Each quarter from Spring 04

COVERAGE: Applies to all respondents on any other kind of government training scheme in GB only (SCHM04 = 50).

NOTES: This variable replaces TECLEC.

Training & Enterprise Councils (TECs) no longer exist and have been replaced by Learning Skills Councils who 'fund' programmes rather than run them.

TECLEC - Whether on scheme run by a TEC or a LEC

- (1) Scheme run in England/Wales by a Training and Enterprise Council (TEC)
- (2) Scheme run in Scotland by a Local Enterprise Company (LEC)
- (3) Some other scheme

FREQUENCY: Each quarter from Spring 92 to Winter 03.

COVERAGE: Applies to all men aged 16-64 and women aged 16-59 (- 62 from Spring 94) on any kind of scheme other than those listed in SCH98A. From Spring 99: Applies if GB and SCHM99 = 50

NOTES: TECs and LECs may run schemes with titles which are not standard ones in the SCHEME/SCH98A/SCHM99 variable. NI schemes are applicable to Spring quarters only from Spring 92-94, and in all quarters from Winter 94.

YTETMP - YT, ET, TEC schemes

- (1) With an employer providing work experience or practical training
- (2) On a project providing work experience or practical training (GB only)
- (3) College or training centre
- (4) Temporarily away from an employer or project
- (5) Temporarily away from a college or training centre
- (6) On the Gateway [only for Spring 98]

FREQUENCY: Each quarter from Spring 92

COVERAGE: Applies to all men aged 16-64 and women aged 16-59 (- 62 from Spring 94) on a YT, ET or TEC/LEC scheme. From Spring 99 includes those respondents doing NI ACE.

NOTES: If the respondent was both with an employer or on a project and at college or training centre in the reference week then they were coded as 'With an employer providing work experience or practical training' or 'On a project providing work experience or practical training' as appropriate. However, if the respondent spent most of the year with an employer but happened to spend all the reference week on block release at a college then they would have been coded as at 'College or Training Centre'. Northern Ireland schemes are applicable to Spring quarters only from Spring 92 – 94, and in all quarters from Winter 94.

YTETJB - Whether had paid job in addition to scheme

- (1) **Yes**
- (2) **No**

FREQUENCY: Each quarter from Spring 92

COVERAGE: Applies to all men aged 16-64 and women aged 16-59 (- 62 from Spring 94) on a government scheme or at college or at a training centre.

NOTES: Respondents with a paid job in addition to a place on a scheme are included in the 'Government employment & training programmes' category of economic activity, not as employees or self-employed.

NI schemes are applicable to Spring quarters only from Spring 92-94, and in all quarters from Winter 94.

MAIN JOB

WORKING IN REFERENCE WEEK

WRKING - Whether did paid work in reference week

- (1) Yes
- (2) No

FREQUENCY: Each quarter from Spring 92 (GB). Spring quarters only from Spring 92 to Spring 94 (NI). Each quarter from Winter 94

COVERAGE: Applies to all respondents 16+ not on a government training scheme, those on New Deal for lone parents/disabled, and men aged 65+ and women aged 63+ (SCHM04 = 66 OR TECLEC4 = 3 OR NDTYPE4 = 1 or 3 OR (SEX = 1 and AGE = 65+) OR (SEX = 2 and AGE = 63+)).

JBAWAY - Whether temporarily away from paid work

- (1) Yes
- (2) No
- (3) Waiting to take up new job/business already obtained

FREQUENCY: Each quarter from Spring 92

COVERAGE: Applies to all respondents who did no paid work in the reference week (WRKING = 2).

NOTES: People temporarily away from paid work are still defined as in employment.

OWNBUS - Whether doing unpaid work for own business

- (1) Yes
- (2) No

FREQUENCY: Each quarter from Spring 92

COVERAGE: Applies to all respondents doing unpaid work but not away from a job/business, or waiting to take up a new job/business already obtained in the reference week (JBAWAY = 2 or 3).

NOTES: The variables OWNBUS and RELBUS are used to identify unpaid family workers.

RELBUS - Whether doing unpaid work for relative's business

- (1) Yes
- (2) No

FREQUENCY: Each quarter from Spring 92

COVERAGE: Applies to all respondents doing unpaid work but not away from a job/business, or waiting to take up a new job/business already obtained but didn't work for own business in the reference week (OWNBUS = 2).

NOTES: The variables OWNBUS and RELBUS are used to identify unpaid family workers.

EVERWK - Ever had a paid job or place on scheme

- (1) **Yes**
- (2) **No**

FREQUENCY: Each quarter from Spring 92

COVERAGE: Applies to all respondents who did no paid or unpaid work in the reference week and were not away from any job or business in which they are employed or own (RELBUS = 2 or YTETJB = 2).

NOTES: This variable excludes casual and holiday jobs.

INDUSTRY CONVERSION VARIABLE

From the Winter 93/94 quarter the industrial coding classifications (SIC80) have been completely updated (SIC92). In order to maintain some continuity the variable SICMAIN is available on the Autumn 93 quarter to convert SIC80 1 digit codes to SIC92 1 digit codes and the variable SIC80M is available from the Winter 93 quarter onwards to convert SIC92 1 digit codes to SIC80 1 digit codes.

SIC80M - To compare SIC92 codes to SIC80 codes

- (1) **0: Agriculture, Forestry & fishing**
- (2) **1: Energy & water supply**
- (3) **2: Minerals, ores, metals & chemicals**
- (4) **3: Metal goods, Engineering & vehicles**
- (5) **4: Other manufacturing industries**
- (6) **5: Construction**
- (7) **6: Distribution, hotel & catering, repairs**
- (8) **7: Transport & communication**
- (9) **8: Banking, financial & business services**
- (10) **9: Other services**
- (11) **00: Diplomatic, international**
- (12) **Workplace outside UK**

FREQUENCY: Each quarter from Winter 93

COVERAGE: Applies to all respondents in employment other than those in college based schemes.

NOTES: This conversion variable gives reasonable comparisons, **not exact conversions**. SIC80M is derived using INDM92M. LFS User Guide Volume 5 (LFS Classifications) gives full industry breakdowns for both SIC80 & SIC92.

INDUSTRY SIC92

INDM92M - Industry in main job

Winter 93	
(001-458)	Range of industry codes
(460)	No answer, NA
(461)	Workplace outside UK
Spring 94 to Summer 94	
(001-458)	Range of industry codes
(460)	No answer, NA
(461)	Workplace outside UK
(462)	Does not apply
Autumn 94 onwards	
(001-458)	Range of industry codes
(459)	Inadequate description, No reply
(461)	Workplace outside UK

FREQUENCY: Each quarter from Winter 93

COVERAGE: Applies to all respondents in employment other than those on college based schemes.

NOTES: This variable is derived from STAT, EVERWK & ICDM. LFS User Guide Volume 5 (LFS Classifications) gives full industry breakdowns for both SIC80 & SIC92.

INDS92M - Industry division in main job

Spring 94 to Summer 94	Winter 93, Autumn 94 onwards
(1) A: Agriculture, hunting and forestry	(1) A: Agriculture, hunting and forestry
(2) B: Fishing	(2) B: Fishing
(3) C: Mining, quarrying	(3) C: Mining, quarrying
(4) D: Manufacturing	(4) D: Manufacturing
(5) E: Electricity, gas & water supply	(5) E: Electricity, gas & water supply
(6) F: Construction	(6) F: Construction
(7) G: Wholesale, retail & motor trade	(7) G: Wholesale, retail & motor trade
(8) H: Hotels & restaurants	(8) H: Hotels & restaurants
(9) I: Transport, storage & communication	(9) I: Transport, storage & communication
(10) J: Financial intermediation	(10) J: Financial intermediation
(11) K: Real estate, renting & business activities	(11) K: Real estate, renting & business activities
(12) L: Public administration & defence	(12) L: Public administration & defence
(13) M: Education	(13) M: Education
(14) N: Health & social work	(14) N: Health & social work
(15) O: Other community, social & personal	(15) O: Other community, social & personal
(16) P: Private households with employed persons	(16) P: Private households with employed persons
(17) Q: Extra-territorial organisations & bodies	(17) Q: Extra-territorial organisations & bodies
(18) NA, Inadequate description	(18) NA, Inadequate description
(19) Workplace outside UK	(19) Workplace outside UK
(20) Does not apply	

FREQUENCY: Each quarter from Winter 93

COVERAGE: Applies to all respondents in employment other than those on college based schemes.

NOTES: This variable is derived from INDM92M. LFS User Guide Volume 5 (LFS Classifications) gives full industry breakdowns for both SIC80 & SIC92.

INDD92M - Industry class in main job

Spring 94 to Summer 94

(01-60)	Range of industry codes
(61)	NA, Inadequate description
(62)	Workplace outside UK
(63)	Does not apply

Winter 93, Autumn 94 onwards

(01-60)	Range of industry codes
(61)	NA, Inadequate description
(62)	Workplace outside UK

FREQUENCY: Each quarter from Winter 93

COVERAGE: Applies to all respondents in employment other than those on college based schemes.

NOTES: This variable is derived from INDM92M. LFS User Guide Volume 5 (LFS Classifications) gives full industry breakdowns for both SIC80 & SIC92.

INDG92M - Industry group in main job

Spring 94 to Summer 94

(001-207)	Range of industry codes
(208)	NA, Inadequate description
(209)	Workplace outside UK
(210)	Does not apply

Winter 93, Autumn 94 onwards

(001-207)	Range of industry codes
(208)	NA, Inadequate description
(209)	Workplace outside UK

FREQUENCY: Each quarter from Winter 93

COVERAGE: Applies to all respondents in employment other than those on college based schemes.

NOTES: This variable is derived from INDM92M. LFS User Guide Volume 5 (LFS Classifications) gives full industry breakdowns for both SIC80 & SIC92.

INDSECT - Industry sectors in main job

(1)	A,B	Agriculture and fishing
(2)	C,E	Energy and water
(3)	D	Manufacturing
(4)	F	Construction
(5)	G,H	Distribution, hotels and restaurants
(6)	I	Transport and communication
(7)	J,K	Banking, finance and insurance
(8)	L,M,N	Public administration, education and health
(9)	O,P,Q	Other services
(10)		Workplace outside UK

FREQUENCY: Each quarter from Winter 95

COVERAGE: Applies to all respondents in employment other than those on college based schemes.

NOTES: This variable is derived from INDS92M.

PRIVATE OR PUBLIC SECTOR

For this survey, the public sector is defined as that owned, funded or run by central or local government, and the 'private' sector as everything else. The private sector includes:

- Public limited companies (PLC), companies that are quoted on the stock market and have shareholders.-
- Limited companies (Ltd). Small businesses often owned by one or more individuals. These may also be referred to as private limited companies.
- Self-employed individuals; sole traders, or owners of small shops or businesses.
- Charities, private trusts, housing associations or other voluntary organisations.
- Trade Unions (employees of).

Some respondents may not know whether their industry is in the 'public' or 'private' sector and, for certain types of activity, there may be no clear answer. The following guidelines are used to help sort out some common confusions.

Schools, depending on the type, may fall into one of several categories. For example:

a local authority school	SECTRO03 coded 4 at
an 'opted-out school'	SECTRO03 coded 5 (a FE college is also 5)
a private school	SECTRO03 coded 7

Most private schools (including so-called 'public schools') are charities.

Private contractors SECTOR coded 1 (this applies even if they work exclusively for the public sector, e.g. a cleaning firm, catering firm or freelance consultant working for a government department or local authority).

Self-employed individuals SECTOR coded 1

Sole traders SECTOR coded 1

Businesses owned by an individual SECTOR coded 1

Doctors and dentists (and others working in their practices) are coded according to whether the practice is *mainly* NHS or private. (GPs are technically self-employed even when they work exclusively for the NHS but, for the purpose of this question, they are to be treated as working for the NHS if that is what they mainly do). This means:

mainly private work	SECTOR coded 1
mainly NHS work	SECTOR coded 2 and SECTRO03 coded 6 'Health authority or NHS Trust'

Private Hospital SECTOR coded 1

Churches SECTRO03 coded 9 'some other kind of organisation'.

Charities SECTRO03 coded 7

Trade Unions SECTRO03 coded 7

Government funded bodies and agencies SECTRO03 coded 3 'central government, civil service'. This includes the Benefits Agency, the Employment Service, Research Councils, the British Council, National Museums and Art Galleries, and prisons.

Armed forces were previously coded with 'central government, civil service'. From Spring 03 they have their own code 'SECTRO03 coded 8'.

Continued on next page...

Public bodies with a greater

degree of autonomy than the above SECTRO03 coded 2 'a nationalised industry or state corporation'. This includes Post Office, Royal Mint, British Rail, BBC, Audit Commission, Equal Opportunities Commission, Civil Aviation Authority

A private firm SECTOR coded 1

Deregulated bus service SECTRO03 coded 2

London Regional Transport and -
municipal bus companies are *public*
corporations

Magistrates Courts SECTRO03 coded 4 'local government or council'.

Probation Service SECTRO03 coded 4 'local government or council'

**Training and Enterprise Councils (TECs)
and Local Enterprise Councils (LECs)** SECTOR coded 1 'private firm or business'

PUBLICR - Whether working in public or private sector (reported)

- (1) **Private sector**
- (2) **Public sector**

FREQUENCY: Each quarter from Autumn 93

COVERAGE: Applies to all respondents who are employees.

NOTES: With the removal of the Census Matrix Edit PUBLICR supersedes the variable PUBLIC.

This variable identifies the split between the public and private sector. This variable is derived from STATR, SECTOR, YTETMP & SECTRO03.

PUBLIC - Whether working in public or private sector

- (1) **Private sector**
- (2) **Public sector**

FREQUENCY: Spring quarters only from Spring 94 to Spring 04 (on ONS datasets only).

COVERAGE: Applies to all respondents who are employees.

NOTES: This variable identifies the split between the public and private sector. This variable is only available on ONS datasets.

SECTOR - Whether working for private firm or business

Summer 93 to Winter 96

- (1) Private firm or business**
- (2) A limited company**
- (3) Some other kind of organisation**

Spring 97 onwards

- (1) A private firm or business or a limited company**
- (2) Some other kind of organisation**

FREQUENCY: Each quarter from Summer 93

COVERAGE: Applies to all respondents currently in work or on work training.

NOTES: This variable is used to help identify the split between public and private sector employment.

SECTRO03 - Type of non-private organisation

- (1) Public company, plc**
- (2) Nationalised industry or state corporation**
- (3) Central Government, Civil Service**
- (4) Local government or council (incl. police, fire services & local authority controlled schools or colleges)**
- (5) University or other grant funded educational establishment**
- (6) Health authority or NHS trust**
- (7) Charity, voluntary organisation or trust**
- (8) Armed forces**
- (9) Other kind of organisation**

FREQUENCY: Each quarter from Spring 03

COVERAGE: Applies to all respondents who don't work for a private firm or business or a limited company (SECTOR = 2).

NOTES: This variable replaces SECTRO.

This variable expands on 'Other kind of organisation' from SECTOR. It is one of the variables used to create a split between public & private sector employment (see PUBLIC). The aim is to get a split between the public & private sector; not necessarily an accurate split between each category listed. A small number of self-employed respondents get classified into categories of SECTRO03 which are public sector. However, they are classified correctly in PUBLIC as private sector.

'Codes 1 & 7 = Private and 2 to 6 & 8 & 9 = Public'.

ONS are interested in a more comprehensive measure of armed forces employees than provided by SOC2000. Hence, the answer category 'Armed forces', previously along with 'central government and the civil service' now appears as a separate category.

SECTRO - Types of non-private organisations

- (1) **Public company, plc**
- (2) **Nationalised industry or state corporation**
- (3) **Central government, Civil Service, armed forces**
- (4) **Local government or council (inc police, fire services & local authority controlled schools or colleges)**
- (5) **University, Polytechnic or other grant funded educational establishment**
- (6) **Health authority or NHS trust**
- (7) **Charity, voluntary organisation or trust**
- (8) **Other kind of organisation**

FREQUENCY: Each quarter from Summer 93 to Winter 02.

COVERAGE: Applies to all respondents in employment.

NOTES: This variable is replaced by SECTRO03. The notes in SECTRO03 also apply to this variable.

OCCUPATION

SOCMAIN - Occupation in main job

(100-999) Range of occupation codes

FREQUENCY: Each quarter from Spring 92 to Winter 2000. Each quarter from Spring 01 to Winter 03 (on ONS datasets only).

COVERAGE: Applies to all respondents in employment other than those on college based schemes.

NOTES: This variable is derived from STAT, EVERWK & OCOD.

LFS User Guide Volume 5 (LFS Classifications) gives a full occupation breakdown.

From Autumn 92 to Spring 99 inclusive, the row '304 Civil engineers' has been incorrectly labelled as '302 Civil engineers'.

SOC2KM - Occupation (main job)

(1111-9259) Range of occupation codes

FREQUENCY: Each quarter from Spring 01

COVERAGE: Applies to all respondents in employment other than those on college based schemes.

NOTES: This variable replaces SOCMAIN and is derived from STAT, EVERWK & OCOD2KM.

LFS User Guide Volume 5 (LFS Classifications) gives a complete breakdown of occupation codes.

The new SOC2000 variables were introduced into the Labour Force Survey in Spring 2001, because SOC90 became outdated. The extensive revisions to the Standard Occupational Classification (SOC) include a tighter definition of managerial occupations and moving many job titles between major groups to reflect the repositioning of certain jobs. New occupations have been introduced in the fields of computing, environment and conservation and customer service occupations. Most of the major groups have been re-named and all have a different composition in terms of job titles compared with their SOC90 counterparts. There is no exact correspondence between SOC90 and SOC2000 at any level.

SC2KMMJ - Major occupation group (main job)

- (1) **Managers and Senior Officials**
- (2) **Professional occupations**
- (3) **Associate Professional and Technical**
- (4) **Administrative and Secretarial**
- (5) **Skilled Trades Occupations**
- (6) **Personal Service Occupations**
- (7) **Sales and Customer Service Occupations**
- (8) **Process, Plant and Machine Operatives**
- (9) **Elementary Occupations**

FREQUENCY: Each quarter from Spring 01

COVERAGE: Applies to all respondents in employment other than those on college based schemes.

NOTES: This variable replaces SOCMAJM and is derived from SOC2KM.

LFS User Guide Volume 5 (LFS Classifications) gives a complete breakdown of occupation codes.

SC2KMMN - Minor occupation group (main job)

(111-999) Range of Occupation Codes

FREQUENCY: Each quarter from Spring 01

COVERAGE: Applies to all respondents in employment other than those on college based schemes.

NOTES: This variable replaces SOCMINM and is derived from SOC2KM.

LFS User Guide Volume 5 (LFS Classifications) gives a complete breakdown of occupation codes.

EMPLOYMENT STATUS

STAT - Employment status

- (1) **Employee**
- (2) **Self-employed**
- (3) **Government scheme**
- (4) **Unpaid family worker**

FREQUENCY: Each quarter from Spring 92 (on ONS datasets only)

COVERAGE: Applies to all respondents.

NOTES: This variable is only available on ONS datasets.

Professional partnerships e.g. doctors, lawyers etc may work in partnerships and are considered as self-employed. GP's working for the NHS are coded self-employed.

STATR - Employment status in main job (reported)

- (1) **Employee**
- (2) **Self employed**
- (3) **Government scheme**
- (4) **Unpaid family worker**

FREQUENCY: Each quarter from Spring 92

COVERAGE: Applies to all respondents.

NOTES: With the removal of the Census Matrix Edit STATR supersedes the variable NSTAT. The filter EVERWK = -9 is applied to the questionnaire variable STAT to distinguish between current/last job. STATR is employment status in current job as reported. STATLR is employment status in last job as reported.

NSTAT - Employment status in main job

- (1) **Employee**
- (2) **Self employed**
- (3) **Government scheme**
- (4) **Unpaid family worker**

FREQUENCY: Spring quarters only from Spring 92 to Spring 04 (on ONS datasets only).

COVERAGE: Applies to all respondents.

NOTES: This variable is only available on ONS datasets.

NSTAT is the same as STAT, except it has been processed through the Census Matrix Edit which checks the respondents occupation and their employment status for inconsistencies.

PDWAGE - Whether paid a salary or wage by an employer

- (1) **Yes**
- (2) **No**

FREQUENCY: Each quarter from Spring 99

COVERAGE: Applies to all respondents who are employees (STAT = 1).

SELF(1-4) - Other methods of payment aside from receiving a salary or wage direct from an employer

- (1) **Paid a salary or a wage by an agency**
- (2) **A sole director of your own limited business**
- (3) **Running a business or a professional practice**
- (4) **A partner in a business or a professional practice**
- (5) **Working for yourself**
- (6) **A sub-contractor**
- (7) **Doing free-lance work**
- (8) **None of the above**

FREQUENCY: Each quarter from Spring 99

COVERAGE: Applies to all respondents who are self employed or those not directly paid by their employers (STAT = 2 OR PDWAGE = 2).

In SuperCROSS an additional variable called SELFM is available. See note on page 2 for more information on SuperCROSS variables.

HWLNG - Time respondent has been away from job

- (1) **Less than 3 months**
- (2) **Or 3 months or more**

FREQUENCY: Each quarter from Spring 05

COVERAGE: Applies to all respondents who were away from their job/business in the reference week JBAWAY = 1.

NOTES: This variable is included on ONS datasets only.

FIFSAL - Amount of wage receiving when away from job

- (1) **Less than half of your salary**
- (2) **Or half of your salary or more**

FREQUENCY: Each quarter from Spring 05

COVERAGE: Applies to all respondents who are employees and HWLNG = 2.

NOTES: This variable is included on ONS datasets only.

SUPVIS - Responsible for supervising

- (1) **Yes**
- (2) **No**

FREQUENCY: Each quarter from Spring 01

COVERAGE: Applies to all respondents who are employees (STAT = 1).

MANAGER - Managerial status (reported)

- (1) **Manager**
- (2) **Foreman or supervisor**
- (3) **Not manager or supervisor**

FREQUENCY: Each quarter from Spring 92

COVERAGE: Applies to all respondents who are employees (STAT = 1).

NOTES: MANAGER is analogous to NMANAGE with the employment edit removed. MANAGER supersedes the variables MANAGE & NMANAGE. The filter EVERWK = -9 is applied to the questionnaire variable MANAGE to distinguish between current/last job. MANAGER is managerial status in current job as reported. MANAGLR is managerial status in last job as reported.

If respondents have both managerial and supervisory duties then their main duty is recorded.

MANAGE - Managerial duties or supervising

- (1) **Manager**
- (2) **Foreman or supervisor**
- (3) **Not manager or supervisor**

FREQUENCY: Each quarter from Spring 92 to Spring 04 (on ONS datasets only).

COVERAGE: Applies to all respondents who are employees (STAT = 1).

NOTES: This variable is only available on ONS datasets.

From Spring 92 to Winter 00, this variable was called NMANAGE. NMANAGE was processed through the Census Matrix Edit which checks the respondents occupation and their employment status for inconsistencies. With the removal of the edit MANAGER supersedes both the variables NMANAGE & MANAGE.

MPNR02 - Number of employees at workplace (reported)

- (1) **1-10**
- (2) **11-19**
- (3) **20-24**
- (4) **Don't know but under 25**
- (5) **25-49**
- (6) **50-249**
- (7) **250-499**
- (8) **Don't know but between 50 and 499**
- (9) **500 or more**

FREQUENCY: Each quarter from Spring 02

COVERAGE: Applies to all respondents currently in work or who have worked in the last 8 years.

NOTES: With the removal of the Census Matrix Edit MPNR02 supersedes the variables MPNE02 & MPNS02. This variable is derived from EVERWK, STAT & SOLO. The filter EVERWK = -9 is applied to the questionnaire variables MPNO & MPN to distinguish between current/last job. MPNR02 is number of employees in current job as reported. MPNLR02 is number of employees in last job as reported.

This variable refers to the total number of employees at the respondent's workplace, not just the particular section/department. People employed by employment services who may work during the course of a week at a number of locations are required to refer to the place where they worked the longest number of hours during the reference week.

MPNE02 - How many employees at work

- (1) 1-10
- (2) 11-19
- (3) 20-24
- (4) Don't know but under 25
- (5) 25-49
- (6) 50-249
- (7) 250-499
- (8) Don't know but between 50 and 499
- (9) 500 or more

FREQUENCY: Spring quarters only from Spring 02 to Spring 04 (on ONS datasets only).

COVERAGE: Applies to all respondents who are working, but not self-employed (STAT = 1, 3 or 4).

NOTES: This variable is only available on ONS datasets.

With the removal of the Census Matrix Edit MPNR02 supersedes the variables MPNE02 & MPNS02.

The notes for MPNR02 also apply to this variable.

SOLOR - Self-employed with or without employees (reported)

- (1) On own, with partner(s) but no employees
- (2) With employees

FREQUENCY: Each quarter from Spring 92

COVERAGE: Applies to all respondents currently in work or who have worked in the last 8 years.

NOTES: With the removal of the Census Matrix Edit SOLOR supersedes the variables NSOLO & SOLO. The filter EVERWK = -9 is applied to the questionnaire variable SOLO to distinguish between current/last job. SOLOR is whether self-employed with/without employee in current job as reported. SOLOLR is whether self-employed with/without employee in last job as reported.

Self-employed people who use only other self-employed people in the business they run (e.g. builders) are coded 1.

SOLO - Working alone or employees

- (1) Alone or with partner(s) no employees
- (2) With employees

FREQUENCY: Each quarter from Spring 92 to Spring 04 (on ONS datasets only).

COVERAGE: Applies to all respondents who are self-employed (STAT = 2).

NOTES: This variable is only variable on ONS datasets.

From Spring 92 to Winter 00, this variable was called NSOLO. NSOLO was processed through the Census Matrix Edit which checks the respondents occupation and their employment status for inconsistencies. With the removal of the edit SOLOR supersedes both the variables NSOLO & SOLO.

MPNS02 - How many (s)he employed

- (1) 1-10
- (2) 11-19
- (3) 20-24
- (4) Don't know but under 25
- (5) 25-49
- (6) 50-249
- (7) 250-499
- (8) Don't know but between 50 and 499
- (9) 500 or more

FREQUENCY: Spring quarters only from Spring 02 to Spring 04 (on ONS datasets only).

COVERAGE: Applies to all respondents who are self-employed and have employees (SOLO = 2).

NOTES: This variable is only available on ONS datasets.

With the removal of the Census Matrix Edit MPNR02 supersedes the variables MPNE02 & MPNS02.

The notes for MPNR02 also apply to this variable.

ONETEN - Number (1 - 10) of employees working for self employed person

- (1) 1 employee
- (2) 2 employees
- (3) 3 employees
- (4) 4 employees
- (5) 5 employees
- (6) 6 employees
- (7) 7 employees
- (8) 8 employees
- (9) 9 employees
- (10) 10 employees

FREQUENCY: Each quarter from Spring 92 to Winter 97. Spring quarters only from Spring 98 to Spring 2000. Each quarter from Spring 01

COVERAGE: Applies to all respondents who work with between 1 and 10 other employees.

NOTES: When running tabulations with this variable it is advisable to filter on 'INECAC05 = 2 (Self employed)' to ensure accuracy.

OTHWP - Whether employer has any other workplaces in the UK (apart from the one the respondent actually works at)

- (1) Yes
- (2) No

FREQUENCY: Each quarter from Spring 2000 to Winter 2000 (on ONS datasets only). Each quarter from Spring 01 to Winter 03.

COVERAGE: Applies to all respondents who are employees, those on government schemes and unpaid family workers.

OTWPN02 - Number of employees in total in the UK

- (1) 1-49
- (2) 50-249
- (3) 250-499
- (4) 500 or more
- (5) Don't know but over 50

FREQUENCY: Each quarter from Spring 02 to Winter 03.

COVERAGE: Applies to all respondents whose employer has other workplaces in the UK (OTHWP=1).

NOTES: This variable replaces OTHWPNO. The response categories have changed and become more complex as the needs of users of the data vary.

OMCONT - Whether owns business or has a controlling interest in company worked for

- (1) Yes
- (2) No

FREQUENCY: Spring quarters only from Spring 95 to Spring 04. Spring quarters only (every 2nd year) from Spring 06

COVERAGE: Applies to all respondents employed as managers with private companies or self-employed (SECTOR = 1 or SECTRO03 = 1 and MANAGE = 1 or STAT = 2).

NOTES: This question is only asked in the Spring quarter every 2 years e.g. 2004, 2006 etc.

OMROLE - Whether having authority to hire or dismiss employees

- (1) Yes
- (2) No

FREQUENCY: Spring quarters only from Spring 95 to Spring 04. Spring quarters only (every 2nd year) from Spring 06

COVERAGE: Applies to all respondents who have a controlling interest in the company they work for (OMCONT = 1).

NOTES: This question is only asked in the Spring quarter every 2 years e.g. 2004, 2006 etc.

NOCUST - Number of customers which a self employed respondent has

- (1) One
- (2) More than one
- (3) Don't know

FREQUENCY: Spring quarters only from Spring 99

COVERAGE: Applies to all respondents who are self employed (STAT = 2).

FTPTW - Whether working full or part time (employees and self employed people only)

- (1) **Part-time - student**
- (2) **Part-time - ill or disabled**
- (3) **Part-time - could not find full-time job**
- (4) **Part-time - did not want full-time job**
- (5) **Part-time - no reason given**
- (6) **Full-time**

FREQUENCY: Each quarter from Spring 92

COVERAGE: Applies to all respondents who are employees or self employed.

NOTES: This variable is derived from AGE, WRKING, FTPTWK, YPTJOB, NEWDEA4, YTETMP & JBAWAY.

Unpaid family workers are not included in this variable but are included in FTPTWK.

FTPT - Whether working full or part time

- (1) **Full time**
- (2) **Part time**
- (3) **New Deal Full time (From Summer 98)**
- (4) **New Deal Part time (From Summer 98)**

FREQUENCY: Each quarter from Spring 92

COVERAGE: Applies to all respondents aged 16+ who are in employment.

NOTES: From Summer 98 FTPT includes those on New Deal. See NEWDEA4 for further information.

This variable is derived from AGE, WRKING, JBAWAY, OWNBUS, RELBUS, NEWDEA4, YTETMP, YPTJOB & FTPTWK. FTPT differs from FTPTWK in that it includes only those in employment whilst FTPTWK also includes those who are unemployed but have had a job in the last 8 years.

FTPTWK - Whether full or part time in main job

- (1) **Full-time**
- (2) **Part-time**

FREQUENCY: Each quarter from Spring 92

COVERAGE: Applies to all respondents who are employees, self-employed, and unpaid family workers plus those on work-based government training schemes, plus those currently unemployed or inactive who have had a previous job within the last 8 years.

NOTES: This variable can be used to identify full or part time employment for a previous job if left within the last 8 years for currently unemployed or inactive people, as well as for a current job. You should filter the economic category required. FTPTWK does not cover people on schemes.

YPTJOB - Reason for part time job

- (1) **Student/still at school**
- (2) **Ill/disabled**
- (3) **Could not find full-time job**
- (4) **Did not want full-time job**

FREQUENCY: Each quarter from Spring 92

COVERAGE: Applies to all respondents who are currently working part time or worked part time in their last job if held during the last 8 years (FTPTWK = 2).

NOTES: The interviewer accepts the first response that applies. This question was not asked in Northern Ireland in 1993, so data for all quarters in 1993 are GB only.

PTNCRE - Reasons for part-time work

- (1) **For children are not available or affordable**
- (2) **For ill, disabled or elderly adults are not available or affordable**
- (3) **Care facilities do not influence your decision for working part-time**

FREQUENCY: Summer quarters only from Summer 05

COVERAGE: Applies to all respondents who did not want a full-time job YPTJOB = 4.

NOTES: This variable is included on ONS datasets only.

The need for care services can be a need for normal working hours or for special periods of the day (e.g. early morning), or special periods of the year (e.g. school holidays).

YNOTFT - Reason not wanting full time job

- (1) **Financially secure, but work because wanted to**
- (2) **Earn enough working part time**
- (3) **Want to spend more time with family**
- (4) **Have domestic commitments which prevent full time working**
- (5) **There are insufficient childcare facilities available**
- (6) **Another reason**

FREQUENCY: Autumn quarters only from Autumn 94 to Autumn 99. Spring and Autumn quarters from Spring 01

COVERAGE: Applies to all respondents who did not want a full time job (YPTJOB = 4).

NOTES: The interviewer accepts the first response that applies.

YPTCIA - Reason part-time work

- (1) **Looking after children**
- (2) **Looking after incapacitated adult**
- (3) **Some other reason**

FREQUENCY: Spring and Autumn quarters only from Spring 01

COVERAGE: Applies to all respondents who don't want a full-time job because they want to spend more time with their family, have domestic commitments or some other reason (YNOTFT = 3, 4, or 6).

WKPART1 - Type of part-time work pattern

- (1) **Work shorter days and fewer days per week**
- (2) **Work fewer days per week**
- (3) **Work half a day less per week**
- (4) **Work shorter days**
- (5) **Work one week in two**
- (6) **Non of these**

FREQUENCY: Spring 04 only.

COVERAGE: Applies to all respondents who work part-time (FTPTWK = 2).

JOBTYP - Whether job permanent

- (1) **Permanent**
- (2) **Not permanent in some way**

FREQUENCY: Each quarter from Spring 92

COVERAGE: Applies to all respondents who are employees.

NOTES: The permanency of a job relates to the job itself, not the respondent's intentions about that job.

JOBTMP - Reason for job not being permanent

- (1) **Seasonal work**
- (2) **Done under contract for a fixed period, fixed task**
- (3) **Agency temping**
- (4) **Casual type of work**
- (5) **Some other reason for not being permanent**

FREQUENCY: Each quarter from Spring 92

COVERAGE: Applies to all respondents who are said their job was not permanent in some way (JOBTYP = 2).

NOTES: The permanency of a job relates to the job itself, not the respondent's intentions about that job.

WHYTMP6 - Reason for taking non-permanent job

- (1) **Contract which includes period of training**
- (2) **Had a contract for probationary period**
- (3) **Could not find a permanent job**
- (4) **Did not want a permanent job**
- (5) **Some other reason**

FREQUENCY: Each quarter from Winter 2005

COVERAGE: Applies to all respondents who said their job was not permanent in some way (JOBTYP = 2).

NOTES: The permanency of a job relates to the job itself, not the respondent's intentions about that job. The interviewer accepts the first response that applies.

Between Spring 1992 and Winter 2005 this variable was called WHYTMP.

WHYTMP - Reason for taking non-permanent job

- (1) **Contract which includes period of training**
- (2) **Could not find a permanent job**
- (3) **Did not want a permanent job**
- (4) **Some other reason**

FREQUENCY: Each quarter from Spring 92

COVERAGE: Applies to all respondents who said their job was not permanent in some way (JOBTYT = 2).

NOTES: The permanency of a job relates to the job itself, not the respondent's intentions about that job. The interviewer accepts the first response that applies.

TEMLEN - Length of non-permanent job

- (1) **Less than 1 month**
- (2) **1 month but less than 3 months**
- (3) **3 months but less than 6 months**
- (4) **6 months but less than 12 months**
- (5) **12 months but less than 18 months**
- (6) **18 months but less than 2 years**
- (7) **2 years but less than 3 years**
- (8) **3 years but less than 4 years**
- (9) **4 years but less than 5 years**
- (10) **5 years or more**
- (11) **Time not fixed yet**

FREQUENCY: Spring quarters only from Spring 92

COVERAGE: Applies to all respondents who said their job was not permanent in some way (JOBTYT = 2).

NOTES: This variable details the total duration of the temporary job, not just up to the time of the interview.

RESTMR6 - Reason job is temporary (reported)

- (1) Permanent
- (2) Seasonal job: includes training periods
- (3) Seasonal job: contract for probationary period
- (4) Seasonal job: could not find permanent job
- (5) Seasonal job: did not want permanent job
- (6) Seasonal job: other reason
- (7) Seasonal job: no reason given
- (8) Fixed contract: includes training period
- (9) Fixed contract: contract for probationary period
- (10) Fixed contract: could not find permanent job
- (11) Fixed contract: did not want permanent job
- (12) Fixed contract: other reason
- (13) Fixed contract: no reason given
- (14) Agency temp: includes training period
- (15) Agency temp: contract for probationary period
- (16) Agency temp: could not find permanent job
- (17) Agency temp: did not want permanent job
- (18) Agency temp: other reason
- (19) Agency temp: no reason given
- (20) Casual: includes training period
- (21) Casual: contract for probationary period
- (22) Casual: could not find permanent job
- (23) Casual: did not want permanent job
- (24) Casual: other reason
- (25) Casual: no reason given
- (26) Other temp: includes training period
- (27) Other temp: contract for probationary period
- (28) Other temp: could not find permanent job
- (29) Other temp: did not want permanent job
- (30) Other temp: other reason
- (31) Other temp: no reason given
- (32) Type of temporary job not stated

FREQUENCY: Each quarter from Winter 2005

COVERAGE: Applies to all respondents who are employees in a job which is not permanent.

NOTES: RESTEMR is analogous to RESTEM with the employment edit removed.

This variable is derived from STATR, JOBTYP, WHYTMP6 & JOBTMP.

Between Spring 1992 and Winter 2005 this variable was called RESTEMR.

RESTEMR - Reason job is temporary (reported)

- (1) Permanent
- (2) Seasonal job: includes training periods
- (3) Seasonal job: could not find permanent job
- (4) Seasonal job: did not want permanent job
- (5) Seasonal job: other reason
- (6) Seasonal job: no reason given
- (7) Fixed contract: includes training period
- (8) Fixed contract: could not find permanent job
- (9) Fixed contract: did not want permanent job
- (10) Fixed contract: other reason
- (11) Fixed contract: no reason given
- (12) Agency temp: includes training period
- (13) Agency temp: could not find permanent job
- (14) Agency temp: did not want permanent job
- (15) Agency temp: other reason
- (16) Agency temp: no reason given
- (17) Casual: includes training period
- (18) Casual: could not find permanent job
- (19) Casual: did not want permanent job
- (20) Casual: other reason
- (21) Casual: no reason given
- (22) Other temp: includes training period
- (23) Other temp: could not find permanent job
- (24) Other temp: did not want permanent job
- (25) Other temp: other reason
- (26) Other temp: no reason given
- (27) Type of temporary job not stated

FREQUENCY: Each quarter from Spring 92 to Winter 2005.

COVERAGE: Applies to all respondents who are employees in a job which is not permanent.

NOTES: RESTEMR is analogous to RESTEM with the employment edit removed.

This variable is derived from STATR, JOBTYP, WHYTMP & JOBTMP.

RESTEM - Reason job is temporary

- (1) Permanent
- (2) Seasonal job: includes training periods
- (3) Seasonal job: could not find permanent job
- (4) Seasonal job: did not want permanent job
- (5) Seasonal job: other reason
- (6) Seasonal job: no reason given
- (7) Fixed contract: includes training period
- (8) Fixed contract: could not find permanent job
- (9) Fixed contract: did not want permanent job
- (10) Fixed contract: other reason
- (11) Fixed contract: no reason given
- (12) Agency temp: includes training period
- (13) Agency temp: could not find permanent job
- (14) Agency temp: did not want permanent job
- (15) Agency temp: other reason
- (16) Agency temp: no reason given
- (17) Casual: includes training period
- (18) Casual: could not find permanent job
- (19) Casual: did not want permanent job
- (20) Casual: other reason
- (21) Casual: no reason given
- (22) Other temp: includes training period
- (23) Other temp: could not find permanent job
- (24) Other temp: did not want permanent job
- (25) Other temp: other reason
- (26) Other temp: no reason given
- (27) Type of temporary job not stated

FREQUENCY: Spring quarters only from Spring 92 to Spring 04 (on ONS datasets only).

COVERAGE: Applies to all respondents who are employees in a job which is not permanent.

NOTES: This variable is only available on ONS datasets.

With the removal of the Census Matrix Edit RESTEMR supersedes the variable RESTEM.

NSECM - NS-SEC category (main job)

- (1.0) Employers in large organisations
- (2.0) Higher managerial occupations
- (3.1) Higher professional traditional employee
- (3.2) Higher professional new employee
- (3.3) Higher professional traditional self emp
- (3.4) Higher professional new self emp
- (4.1) Lower professional traditional employee
- (4.2) Lower professional new employee
- (4.3) Lower professional traditional self emp
- (4.4) Lower professional new self emp
- (5.0) Lower managerial occupations
- (6.0) Higher supervisory occupations
- (7.1) Intermediate clerical and administrative
- (7.2) Intermediate sales and service
- (7.3) Intermediate technical and auxiliary
- (7.4) Intermediate engineering
- (8.1) Employers in small orgs non-professional
- (8.2) Employers in small orgs agriculture
- (9.1) Own account workers non professional
- (9.2) Own account workers agriculture
- (10.0) Lower supervisory occupations
- (11.1) Lower technical craft
- (11.2) Lower technical process operative
- (12.1) Semi routine sales
- (12.2) Semi routine services
- (12.3) Semi routine technical
- (12.4) Semi routine operative
- (12.5) Semi routine agricultural
- (12.6) Semi routine clerical
- (12.7) Semi routine childcare
- (13.1) Routine sales and service
- (13.2) Routine production
- (13.3) Routine technical
- (13.4) Routine operative
- (13.5) Routine agricultural
- (14.1) Never worked
- (14.2) Long-term unemployed
- (15.0) Full-time students
- (16.0) Not classified or inadequately stated
- (17.0) Not classifiable for other reasons

FREQUENCY: Each quarter from Spring 01

COVERAGE: Applies to all respondents aged 16+.

NOTES: The National Statistics Socio-Economic Classification (NS-SEC) is an occupationally based classification designed to categorise the whole adult population. It replaces Social Class based on Occupation (SC, formerly) Registrar General's Social Class) and Socio-Economic Groups (SEG). The information required to create the NS-SEC is occupation coded to the unit groups (OUG) of the Standard Occupational Classification 2000 (SOC2000) and details of employment status (whether an employer, self-employed or employee; whether a supervisor; number of employees at the workplace). The fourteen functional and three residual operational categories of NSECM can be nested into the eight analytic categories of NSECMJ. LFS derivation of major groups allocates NS-SEC categories 14 to 17 to NSECMJ 8. The three residual categories 15, 16 and 17 are excluded in some other surveys and therefore LFS NS-SEC major group 8 may not be comparable with the same group derived by other surveys. For more information on the NS-SEC go to www.statistics.gov.uk

NSECMMJ - NS-SEC class (main job)

- (1) **Higher managerial and professional**
- (2) **Lower managerial and professional**
- (3) **Intermediate occupations**
- (4) **Small employers and own account workers**
- (5) **Lower supervisory and technical**
- (6) **Semi-routine occupations**
- (7) **Routine occupations**
- (8) **Never worked, unemployed, and nec**

FREQUENCY: Each quarter from Spring 01

COVERAGE: Applies to all respondents aged 16+.

NOTES: The fourteen functional and three residual operational categories of NSECM can be nested into the eight analytic categories of NSECMMJ. LFS derivation of major groups allocates NS-SEC categories 14 to 17 to NSECMMJ 8. The three residual categories 15, 16 and 17 are excluded in some other surveys and therefore LFS NS-SEC major group 8 may not be comparable with the same group derived by other surveys. For more information on the NS-SEC go to www.statistics.gov.uk

CURRENT EMPLOYMENT

EMPMON - Months continuously employed

Number of months

FREQUENCY: Each quarter from Spring 92 to Spring 93 (on ONS datasets only) Each quarter from Summer 93

COVERAGE: Applies to all respondents in employment (excluding college based schemes).

NOTES: This variable is derived from AGE, JBAWAY, NEWDEA4, CONMON, CONMPY, CONSEY, WRKING, OWNBUS, RELBUS, YTETMP, STAT, REFWKY & REFWKM.

EMPLEN - Length of time continuously employed

- (1) Less than 3 months
- (2) Between 3 and 6 months
- (3) Between 6 and 12 months
- (4) Between 1 and 2 years
- (5) Between 2 and 5 years
- (6) Between 5 and 10 years
- (7) Between 10 and 20 years
- (8) 20 years or more

FREQUENCY: Each quarter from Spring 92 to Spring 93 (on ONS datasets only) Each quarter from Summer 93

COVERAGE: Applies to all respondents in employment (excluding college based schemes).

NOTES: This variable is derived from CONMON, CONMPY, CONSEY, REFWKY & REFWKM.

CONMPY - Year started working with current employer

Year (last 2 digits)

FREQUENCY: Each quarter from Spring 92

COVERAGE: Applies to all respondents who are employees, those on Government schemes or persons doing unpaid work for a relative's business (STAT = 1 or 3 OR RELBUS = 1 AND EVERWK = -9).

CONSEY - Year started as continuously self employed

Year (last 2 digits) from Spring 98 (4 digits)

FREQUENCY: Each quarter from Spring 92

COVERAGE: Applies to all respondents who are self employed or doing unpaid work for their own business (STAT = 2 OR OWNBUS = 1 AND EVERWK = -9).

COMMON - Month started current job

- (1) **January**
- (2) **February**
- (3) **March**
- (4) **April**
- (5) **May**
- (6) **June**
- (7) **July**
- (8) **August**
- (9) **September**
- (10) **October**
- (11) **November**
- (12) **December**

FREQUENCY: Each quarter from Spring 92

COVERAGE: Applies to all respondents who started work in the last 8 years, except unpaid family workers (CONMPY = < 8 or CONSEY = < 8).

HOWGET - How current job was obtained

From Spring 92 to Autumn 94

- (1) **Replying to a job advertisement**
- (2) **Jobcentre, jobmarket etc.**
- (3) **Careers Office**
- (4) **Private employment agency or business**
- (5) **Hearing from someone who worked there**
- (6) **Direct application**
- (7) **Some other way**

Winter 94 onwards

- (1) **Replying to a job advertisement**
- (2) **Jobcentre, jobmarket etc**
- (3) **Careers office**
- (4) **Jobclub**
- (5) **Private employment agency or business**
- (6) **Hearing from someone who worked there**
- (7) **Direct application**
- (8) **Some other way**

FREQUENCY: Each quarter from Spring 92

COVERAGE: Applies to all respondents who are employees and people on government schemes who have been with their current employer for less than one year/12 months.

NOTES: From Winter 94 the category (4) Jobclub has been added.

From Spring 05, the routing reference period changed from 3 months or less to one year/12 months or less.

TMPCON - Whether respondent has contract with employment agency

- (1) **Yes**
- (2) **No**

FREQUENCY: Each quarter from Spring 05

COVERAGE: Applies to all respondents who got their current work through a private employment agency or business (HOWGET = 5).

NOTES: This variable is included on ONS datasets only.

Respondents working directly for a temporary employment agency and are not performing any work for and under the supervision of another organisation should be coded 2 'No'.

TMPPAY - Who paid for temporary work

- (1) **By the people you actually did it for**
- (2) **By the private employment agency/business**

FREQUENCY: Each quarter from Spring 92 to Winter 94. Winter quarters only from Winter 95

COVERAGE: Applies to all respondents who obtained work through a private employment agency (HOWGET = 5).

REDUNDANCY WITHIN LAST 3 MONTHS

REDUND - Whether made redundant in last three months

- (1) **Made redundant**
- (2) **Not made redundant**

FREQUENCY: Each quarter from Spring 92

COVERAGE: Applies to all respondents aged 16+.

NOTES: This variable combines all the questionnaire variables and should be used in all analysis of redundancies.

This variable is derived from AGE, EVERWK, REFWKY, LEFTYR, REFWKM, LEFTM, REDYLFT, REDANY, CONMPY, COMMON, CONSEY & REDPAID.

Changes have made to the derivation of REDUND in the LFS. It now covers the number of people who were not in employment during the reference week and who reported that they had been made redundant in the month of the reference week or in the two calendar months prior to this; plus the number of people who were in employment during the reference week who started their job in the same calendar month as, or the two calendar months prior to, the reference week, and who reported that they had been made redundant in the past three months.

See article on p225-229 of the May 2000 *Labour Market Trends* for further details.

REDPAID - Left paid job in last 3 months

- (1) **Yes**
- (2) **No**

FREQUENCY: Each quarter from Spring 95

COVERAGE: Applies to all respondents in employment who started present job in last 3 months.

NOTES: If analysing data on redundancies made in the last three months, you should also filter on the variable REDUND = 1 (made redundant).

REDYLFT - Reason left last job

- (1) **Dismissed**
- (2) **Made redundant/took voluntary redundancy**
- (3) **Temporary job finished**
- (4) **Resigned**
- (5) **Gave up work for health reasons**
- (6) **Took early retirement**
- (7) **Retired (at or after state pension age)**
- (8) **Gave up for family or personal reasons**
- (9) **Other reason**

FREQUENCY: Each quarter from Spring 95

COVERAGE: Applies to all respondents who left paid job in last 3 months or not working and left job in 8 years before reference week (REDPAID = 1 OR YLESS <=8).

NOTES: If analysing data on redundancies made in the last three months, you should also filter on the variable REDUND = 1 (made redundant).

REDYRS - Reason regarding care services for leaving job

- (1) **Looking after children or an adult in need of care**
- (2) **Some other personal or family reason**

FREQUENCY: Each quarter from Spring 05

COVERAGE: Applies to all respondents who gave up work for family or personal reasons or some other reason (REDYLFT = 8 or 9).

NOTES: This variable is included on ONS datasets only.

REDANY - Whether made redundant from any other job in last 3 months

- (1) **Yes**
- (2) **No**

FREQUENCY: Each quarter from Spring 95

COVERAGE: Applies to all respondents who left last paid job in last 3 months (REDYLFT = 1, 3, 4, 5, 6, 7, 8 or 9 AND REDPAID = 1).

NOTES: If analysing data on redundancies made in the last three months, you should also filter on the variable REDUND = 1 (made redundant).

REDSTAT - Status in job (made redundant from)

- (1) **Working as employee**
- (2) **Self employed**

FREQUENCY: Each quarter from Spring 95

COVERAGE: Applies to all respondents who were made redundant from last job (REDYLFT = 2 AND REDPAID = 1) OR REDANY = 1)).

NOTES: If analysing data on redundancies made in the last three months, you should also filter on the variable REDUND = 1 (made redundant).

REDCLOS - Reason for leaving job left in last three months

- (1) **Closing down**
- (2) **Cutting back on staff**
- (3) **Other reason**

FREQUENCY: Each quarter from Spring 95

COVERAGE: Applies to all respondents who were made redundant from last job (REDYLFT = 2 AND REDPAID = 1) OR REDANY = 1)).

NOTES: If analysing data on redundancies made in the last three months, you should also filter on the variable REDUND = 1 (made redundant).

REDP(1-3) - Type of payment received

- (1) **Redundancy pay**
- (2) **Pay in lieu of notice**
- (3) **Some other kind of payment**
- (4) **No payment**

FREQUENCY: Each quarter from Spring 95

COVERAGE: Applies to all respondents who were made redundant from last job (REDYLFT = 2 AND REDPAID = 1) OR REDANY = 1)).

NOTES: If analysing data on redundancies made in the last three months, you should also filter on the variable REDUND = 1 (made redundant).

This variable was coded as REDP(0-3) from Spring 95 to Winter 96.

In SuperCROSS an additional variable called REDPM is available. See note on page 2 for more information on SuperCROSS variables.

REDIND - Whether industry made redundant from is same as previously stated

- (1) **Yes**
- (2) **No**

FREQUENCY: Each quarter from Spring 95

COVERAGE: Applies to all respondents who were made redundant from last job (REDPAID = 1 AND REDYLFT = 2) OR REDANY = 1)).

NOTES: Assumes industry is that described at INDT.

If analysing data on redundancies made in the last three months, you should also filter on the variable REDUND = 1 (made redundant).

REDOCC - Whether occupation made redundant from is same as previously stated

- (1) **Yes**
- (2) **No**

FREQUENCY: Each quarter from Spring 95

COVERAGE: Applies to all respondents who were made redundant from last job (REDPAID = 1 AND REDYLFT = 2) OR REDANY = 1)).

NOTES: Assumes occupation is that described at OCCT.

If analysing data on redundancies made in the last three months, you should also filter on the variable REDUND = 1 (made redundant).

REDSUPV - Supervisory responsibility

- (1) **Yes**
- (2) **No**

FREQUENCY: Each quarter from Spring 01

COVERAGE: Applies to all respondents who are employees who have been made redundant from a job during the three months before interview (STAT = 1).

REDMNGE - Managerial duties (redundant)

- (1) **Manager**
- (2) **Foreman or supervisor**
- (3) **Not manager or supervisor**

FREQUENCY: Each quarter from Spring 01

COVERAGE: Applies to all respondents who are employees who have been made redundant from a job during the three months before interview (STAT = 1).

NOTES: If respondents have both managerial and supervisory duties then their main duty is recorded.

RDMPNO2 - Number of employees at work (redundant)

- (1) **1-10**
- (2) **11-19**
- (3) **20-24**
- (4) **Don't know but under 25**
- (5) **25-49**
- (6) **50-249**
- (7) **250-499**
- (8) **Don't know but between 50 and 499**
- (9) **500 or more**

FREQUENCY: Each quarter from Spring 02

COVERAGE: Applies to all respondents who are employees who have been made redundant from a job during the three months before interview (STAT = 1).

NOTES: This variable replaces REDMNO. This variable records the total number of employees at the respondent's workplace, not just the number employed within the particular section or department he/she works in.

REDSOLO - Work alone or employees

- (1) **Alone or with partner(s) but not employee**
- (2) **With employees**

FREQUENCY: Each quarter from Spring 01

COVERAGE: Applies to all respondents who are self-employed and have been made redundant from a job during the three months before interview (STAT = 2).

NOTES: Self-employed people who use only other self-employed people in the business they run are coded 1.

REDMPN2 - Number (s)he employed

- (1) 1-10
- (2) 11-19
- (3) 20-24
- (4) Don't know but under 25
- (5) 25-49
- (6) 50-249
- (7) 250-499
- (8) Don't know but between 50 and 499
- (9) 500 or more

FREQUENCY: Each quarter from Spring 02

COVERAGE: Applies to all respondents who are self-employed and have been made redundant from a job during the three months before interview (STAT = 2).

NOTES: This variable replaces REDMPN. This variable records the total number of employees at the respondent's workplace, not just the number employed within the particular section or department he/she works in.

RDIC92 - Industry made redundant from

- (001-458) Range of industry codes
- (459) Inadequate description, No reply
- (461) Workplace outside UK

FREQUENCY: Each quarter from Spring 97

COVERAGE: Applies to all respondents whose present industry is different to job where made redundant (REDIND = 2).

NOTES: LFS User Guide Volume 5 (LFS Classifications) gives a full breakdown of industry coding.

REDINDYR - Industry made redundant from (reported)

- (1) A-B: Agriculture & fishing
- (2) C,E: Energy & water
- (3) D: Manufacturing
- (4) F: Construction
- (5) G-H: Distribution, hotels & restaurants
- (6) I: Transport & communication
- (7) J-K: Banking, finance & insurance etc
- (8) L-N: Public admin, education & health
- (9) O-Q: Other services
- (10) Workplace outside UK
- (-8) NA, Inadequate description
- (-9) DNA

FREQUENCY: Each quarter from Spring 98

COVERAGE: Applies to all respondents made redundant in the three months prior to interview (REDUND = 1).

NOTES: With the removal of the Census Matrix Edit REDINDYR supersedes the variable REDINDY.

This variable is derived from REDUND, INECAC05, REDIND, INDS92L, INDSECT & RDIC92. The variable INECACR is replaced by INECAC05 in the derivation of this variable from Spring 05 onwards.

For a small number of people - who were made redundant in the three months prior to interview, had been in employment again since then, but were not in employment at the time of interview - it is assumed that the industry they were made redundant from is the same as the industry in their most recent job.

If analysing data on redundancies made in the last three months, you should also filter on the variable REDUND = 1 (made redundant).

REDINDY - Industry made redundant from

- (1) A-B: Agriculture & fishing
- (2) C,E: Energy & water
- (3) D: Manufacturing
- (4) F: Construction
- (5) G-H: Distribution, hotels & restaurants
- (6) I: Transport & communication
- (7) J-K: Banking, finance & insurance etc
- (8) L-N: Public admin, education & health
- (9) O-Q: Other services
- (10) Workplace outside UK
- (-8) NA, Inadequate description
- (-9) DNA

FREQUENCY: Spring quarters only from Spring 98 to Spring 04 (on ONS datasets only).

COVERAGE: Applies to all respondents made redundant in the three months prior to interview (REDUND=1).

NOTES: This variable is only available on ONS datasets.

With the removal of the Census Matrix Edit REDINDYR supersedes the variable REDINDY.

The notes for REDINDYR also apply to this variable.

REDCLS - Industry class made redundant from

- (01-60) Range of industry codes**
- (61) NA, inadequate description**
- (62) Workplace outside UK**

FREQUENCY: Each quarter from Autumn 02

COVERAGE: Applies to all respondents made redundant in the three months prior to interview (REDUND = 1).

NOTES: This variable is derived from REDUND, INECAC05, REDIND, INDD92L & RDIC92. The variable INECACR is replaced by INECAC05 in the derivation of this variable from Spring 05 onwards.

LFS User Guide Volume 5 (LFS Classifications) gives a full breakdown of industry coding.

RDOCOD - Occupation made redundant from if different from previously stated

- (100-999) Range of occupation codes**

FREQUENCY: Each quarter from Spring 97 to Winter 2000. Each quarter from Spring 01 to Spring 04 (on ONS datasets only).

COVERAGE: Applies to all respondents whose present occupation is different to job where made redundant (REDOCC = 2).

NOTES: LFS User Guide Volume 5 (LFS Classifications) gives a full breakdown of industry coding.

SOC2KR - Occupation made redundant from

- (1111-9259) Range of occupation codes**

FREQUENCY: Each quarter from Spring 01

COVERAGE: Applies to all respondents who were made redundant in the three months prior to interview.

NOTES: This variable replaces RDOCOD. This variable is derived from REDOCC, OCOD2KM, STATR, OCOD2KR & REDSTAT.

LFS User Guide Volume 5 (LFS Classifications) gives a full breakdown of occupation codes.

The new SOC2000 variables were introduced into the Labour Force Survey in Spring 2001, because SOC90 became outdated. The extensive revisions to the Standard Occupational Classification (SOC) include a tighter definition of managerial occupations and moving many job titles between major groups to reflect the repositioning of certain jobs. New occupations have been introduced in the fields of computing, environment and conservation and customer service occupations. Most of the major groups have been re-named and all have a different composition in terms of job titles compared with their SOC90 counterparts. There is no exact correspondence between SOC90 and SOC2000 at any level.

HOME WORKERS

HOME - Whether working from home in main job

- (1) In own home
- (2) In the same grounds or buildings as home
- (3) In different places using home as a base
- (4) Somewhere quite separate from home

FREQUENCY: Spring & Autumn quarters from Spring 92 to Autumn 96. Each quarter from Spring 97

COVERAGE: Applies to all respondents who are employees, self employed or unpaid family workers (WRKING = 1 or JBAWAY = 1 or OWNBUS = 1 or RELBUS = 1).

EVHM98 - Whether doing paid or unpaid work at home in main job

- (1) Yes
- (2) No

FREQUENCY: Spring quarters only from Spring 98

COVERAGE: Applies to all respondents who mainly work away from home (HOME = 2, 3 or 4).

NOTES: This variable replaces PUHOME.

HOMED(1-3) - Worked at least one FULL day at home in reference week in main job

- (1) In own home
- (2) In the same grounds or buildings as home
- (3) In different places using home as a base
- (4) Not worked at home during reference week

FREQUENCY: Spring and Autumn quarters in 97. Spring quarters only from Spring 98

COVERAGE: Applies to all respondents who worked in the reference week, but not on a Govt Scheme (WRKING = 1 or OWNBUS = 1 or RELBUS = 1).

NOTES: This question is asked in order to identify those people who do work at home occasionally although their main place of work may not be their home, for example, a respondent who spends four days a week working in the office and one day working at home.

In SuperCROSS an additional variable called HOMEDM is available. See note on page 2 for more information on SuperCROSS variables.

TELEQA - Used both telephone and computer to carry out work at home

- (1) Yes
- (2) No

FREQUENCY: Spring and Autumn quarters in 97. Spring quarters only from Spring 98

COVERAGE: Applies to all respondents who work at home or use it as a work base (HOME = 1 or 3 OR HOMED = 1 or 3).

TELEQB - Whether possible to work at home without using both telephone and computer

- (1) **Yes**
- (2) **No**

FREQUENCY: Spring and Autumn quarters in 97. Spring quarters only from Spring 98

COVERAGE: Applies to all respondents who use a telephone and a computer for work at home (TELEQA = 1).

NOTES: TELEQA and TELEQB are asked to establish whether the use of a telephone AND computer are essential for the work performed at home, i.e. they are 'tele-workers'. Some respondents may use them together (e.g. for telephone canvassing using a computerised database), while others may use them independently. To be coded 'Yes' at TELEQB they have to be able to carry out their work without using a telephone and a computer.

ATFROM - Who working for from home

- (1) **Family business**
- (2) **Outside firm or organisation**
- (3) **Own account**

FREQUENCY: Spring 92 only. Spring and Autumn quarters from Spring 93 to Autumn 97. Spring quarters only from Spring 98

COVERAGE: Applies to all respondents who work at home or use it as a work base (HOME = 1 or 3 OR HOMED = 1 or 3).

SMESIT - Type of work done from home

- (1) **Own or rent a business**
- (2) **Have a living-in job**
- (3) **Accommodation provided by employer**

FREQUENCY: Spring and Autumn quarters from Spring 92 to Autumn 98. Spring quarters only from Spring 99

COVERAGE: Applies to all respondents who mainly work at home (HOME = 2 or HOMED = 2).

LOCATION**REGWKR - Region of place of work (reported)**

Spring 92 & Autumn 92		Spring 93 onwards	
(1)	Tyne & Wear	(1)	Tyne & Wear
(2)	Rest of Northern region	(2)	Rest of North East
(3)	South Yorkshire	(3)	South Yorkshire
(4)	West Yorkshire	(4)	West Yorkshire
(5)	Rest of Yorks & Humberside	(5)	Rest of Yorks & Humberside
(6)	East Midlands	(6)	East Midlands
(7)	East Anglia	(7)	East Anglia
(8)	Inner London	(8)	Central London
(9)	Outer London	(9)	Inner London
(10)	Rest of South East	(10)	Not known if Central or Inner London
(11)	South West	(11)	Outer London
(12)	West Midlands (met county)	(12)	Rest of South East
(13)	Rest of West Midlands	(13)	South West
(14)	Greater Manchester	(14)	West Midlands (met county)
(15)	Merseyside	(15)	Rest of West Midlands
(16)	Rest of North West	(16)	Greater Manchester
(17)	Wales	(17)	Merseyside
(18)	Strathclyde	(18)	Rest of North West
(19)	Rest of Scotland	(19)	Wales
(21)	Workplace outside UK	(20)	Strathclyde
		(21)	Rest of Scotland
		(22)	Northern Ireland
		(23)	Workplace outside UK

FREQUENCY: Spring & Autumn quarters only from Spring 92 to Autumn 96. Each quarter from Spring 97

COVERAGE: Applies to all respondents in employment.

NOTES: With the removal of the Census Matrix Edit REGWKR supersedes the variable REGWK.

This variable is derived from STATR, HOME, URESMC, INDM92M, UALDWK & WKPL99.

From Spring 2000 UALDWK is used in the derivation of this variable; prior to this LADWK was used. Central London is defined by the Department of Transport as the area within the bounds of the main London British Rail train termini.

REGWKR is not included on the Summer 99 datasets.

REGWK - Region of place of work

Spring 92 & Autumn 92		Spring 93 onwards	
(1)	Tyne & Wear	(1)	Tyne & Wear
(2)	Rest of Northern region	(2)	Rest of North East
(3)	South Yorkshire	(3)	South Yorkshire
(4)	West Yorkshire	(4)	West Yorkshire
(5)	Rest of Yorks & Humberside	(5)	Rest of Yorks & Humberside
(6)	East Midlands	(6)	East Midlands
(7)	East Anglia	(7)	East Anglia
(8)	Inner London	(8)	Central London
(9)	Outer London	(9)	Inner London
(10)	Rest of South East	(10)	Not known if Central or Inner London
(11)	South West	(11)	Outer London
(12)	West Midlands (met county)	(12)	Rest of South East
(13)	Rest of West Midlands	(13)	South West
(14)	Greater Manchester	(14)	West Midlands (met county)
(15)	Merseyside	(15)	Rest of West Midlands
(16)	Rest of North West	(16)	Greater Manchester
(17)	Wales	(17)	Merseyside
(18)	Strathclyde	(18)	Rest of North West
(19)	Rest of Scotland	(19)	Wales
(21)	Workplace outside UK	(20)	Strathclyde
		(21)	Rest of Scotland
		(22)	Northern Ireland
		(23)	Workplace outside UK

FREQUENCY: Spring quarters only from Spring 92 to Spring 04 (on ONS datasets only).

COVERAGE: Applies to all respondents in employment.

NOTES: This variable is only available on ONS datasets.

With the removal of the Census Matrix Edit REGWKR supersedes the variable REGWK.

The notes for REGWKR also apply to this variable.

GORWKR - Region of place of work

(1)	Tyne & Wear	(12)	East of England
(2)	Rest of North East	(13)	Central London
(3)	Greater Manchester	(14)	Inner London
(4)	Merseyside	(15)	Outer London
(5)	Rest of North West	(16)	South East
(6)	South Yorkshire	(17)	South West
(7)	West Yorkshire	(18)	Wales
(8)	Rest of Yorkshire & Humberside	(19)	Strathclyde
(9)	East Midlands	(20)	Rest of Scotland
(10)	West Midlands (met county)	(21)	Northern Ireland
(11)	Rest of West Midlands	(22)	Workplace outside UK

FREQUENCY: Spring and Autumn quarters only from Spring 95 to Autumn 96. Each quarter from Spring 97

COVERAGE: Applies to all respondents in employment.

NOTES: With the removal of the Census Matrix Edit GORWKR supersedes the variable GORWK.

This variable is derived from STATR, HOME, GOVTOR, UALDWK, INDM92M & WKPL99.

This variable is based on Government Office Regions. From Spring 2000 UALDWK is used in the derivation of this variable; prior to this LADWK was used. Central London is defined by the Department of Transport as the area within the bounds of the main London British Rail train termini.

GORWK - Region of place of work

(1)	Tyne & Wear	(12)	East of England
(2)	Rest of North East	(13)	Central London
(3)	Greater Manchester	(14)	Inner London
(4)	Merseyside	(15)	Outer London
(5)	Rest of North West	(16)	South East
(6)	South Yorkshire	(17)	South West
(7)	West Yorkshire	(18)	Wales
(8)	Rest of Yorkshire & Humberside	(19)	Strathclyde
(9)	East Midlands	(20)	Rest of Scotland
(10)	West Midlands (met county)	(21)	Northern Ireland
(11)	Rest of West Midlands	(22)	Workplace outside UK

FREQUENCY: Spring quarters only from Spring 95 to Spring 04 (on ONS datasets only).

COVERAGE: Applies to all respondents in employment.

NOTES: This variable is only available on ONS datasets.

With the removal of the Census Matrix Edit GORWKR supersedes the variable GORWK.

The notes for GORWKR also apply to this variable.

SAMELAD - Whether lives and works in same Local Authority District

- (1) **Lives and works in same LAD**
- (2) **Lives in different LAD to place of work**

FREQUENCY: Spring and Autumn quarters only from Autumn 92 to Autumn 96. Each quarter from Spring 97

COVERAGE: Applies to all respondents in employment excluding those on government schemes.

NOTES: This variable is derived from WRKING, JBAWAY, OWNBUS, RELBUS, HOME, WKPLC & UALDO. From Spring 2000 UALDO is used in the derivation of this variable; prior to this LAD was used.

SAMELAD is not included on datasets for Summer and Winter 99.

TRANSPORT AS A BARRIER TO EMPLOYMENT

DRIVL - Current UK driving licence

FREQUENCY: Autumn 02 only. Each quarter (every 3rd year) from Spring 06

COVERAGE: Applies to all respondents.

NOTES: All 'Transport as a barrier to employment' questions are asked in waves 1 and 5, every 3 years e.g. 2006, 2009 etc.

DRFP - Full or Provisional licence

FREQUENCY: Autumn 02 only. Each quarter (every 3rd year) from Spring 06

COVERAGE: Applies to all respondents who hold a current UK driving licence (DRIVL = 1).

NOTES: All 'Transport as a barrier to employment' questions are asked in waves 1 and 5, every 3 years e.g. 2006, 2009 etc.

DLTYP - Type of driving licence

FREQUENCY: Autumn 02 only. Each quarter (every 3rd year) from Spring 06

COVERAGE: Applies to all respondents who hold a current UK driving licence (DRIVL = 1).

NOTES: All 'Transport as a barrier to employment' questions are asked in waves 1 and 5, every 3 years e.g. 2006, 2009 etc.

TRLEAVE - Left job because of transport problems

- (1) Yes
- (2) No

FREQUENCY: Autumn 02 only. Each quarter (every 3rd year) from Spring 06

COVERAGE: Applies to all respondents who have been unemployed less than four months.

NOTES: All 'Transport as a barrier to employment' questions are asked in waves 1 and 5, every 3 years e.g. 2006, 2009 etc.

TREFEMP - Turned down job because of transport problems

- (1) Yes
- (2) No

FREQUENCY: Autumn 02 only. Each quarter (every 3rd year) from Spring 06

COVERAGE: Applies to all respondents of working age and have been unemployed less than four months or are currently working or TRLEAVE = 2.

NOTES: All 'Transport as a barrier to employment' questions are asked in waves 1 and 5, every 3 years e.g. 2006, 2009 etc.

TREFT(01-10) - Type of transport difficulties

- (1) Too far
- (2) Do not have a car
- (3) Unable to drive
- (4) Cost of petrol
- (5) Lack of parking facilities
- (6) Traffic congestion/roadworks
- (7) Inadequate public transport
- (8) Cost of using public transport
- (9) Personal physical difficulties/disability
- (10) Personal safety concerns
- (11) Other

FREQUENCY: Autumn 02 only. Each quarter (every 3rd year) from Spring 06

COVERAGE: Applies to all respondents who left last job or have turned down a job in past 12 months due to transport problems (TRLEAVE = 1 or TREFEMP = 1).

NOTES: All 'Transport as a barrier to employment' questions are asked in waves 1 and 5, every 3 years e.g. 2006, 2009 etc.

TDIFEMP - Transport problems now

- (1) Yes
- (2) No

FREQUENCY: Autumn 02 only. Each quarter (every 3rd year) from Spring 06

COVERAGE: Applies to all respondents of working age and not working in the reference week (EVERWK = RESPONSE).

NOTES: All 'Transport as a barrier to employment' questions are asked in waves 1 and 5, every 3 years e.g. 2006, 2009 etc.

TRDSAME - Same problems as before

- (1) Yes
- (2) No

FREQUENCY: Autumn 02 only. Each quarter (every 3rd year) from Spring 06

COVERAGE: Applies to all respondents of working age and not working in the reference week and has currently has problems with transport (TDIFEMP = 1 AND (TREFEMP = 1 OR TRLEAVE = 1)).

NOTES: All 'Transport as a barrier to employment' questions are asked in waves 1 and 5, every 3 years e.g. 2006, 2009 etc.

TDIFT(1-6) - Type of transport difficulties

- (1) Too far
- (2) Does not have a car
- (3) Unable to drive
- (4) Cost of petrol
- (5) Lack of parking facilities
- (6) Traffic congestion/roadworks
- (7) Inadequate public transport
- (8) Cost of using public transport
- (9) Personal physical difficulties/disability
- (10) Personal safety concerns
- (11) Other

FREQUENCY: Autumn 02 only. Each quarter (every 3rd year) from Spring 06

COVERAGE: Applies to all respondents whose current transport problems are not the same as those mentioned before (TRDSAME = 2 OR TDIFEMP = 1 AND (TREFEMP = 2 AND TRLEAVE = 2)).

NOTES: All 'Transport as a barrier to employment' questions are asked in waves 1 and 5, every 3 years e.g. 2006, 2009 etc.

TRAVEL TO WORK

TRVTME - Usual home to work travel time in minutes

Time in minutes

FREQUENCY: Autumn quarters only from Autumn 92 to Autumn 06 and every quarter (waves 1 & 5) every three years.

COVERAGE: Applies to all respondents in employment excluding those on government schemes and those working from home or using their home as a working base (HOME = 3, 4 or NEWDEA4 = 3, 4, 5, 7).

NOTES: This question is only asked where respondents have said they work somewhere separate from their home. Time is recorded in minutes and travel time over three hours is recorded as 180 minutes. Those working outside the UK are recorded as '0'.

From Autumn 06 all 'Travel to work' questions are asked in Autumn every year and in waves 1 and 5, every quarter, every 3 years e.g. 2006, 2009 etc.

TRVMTH - Usual method of travel to work

- (1) **Car, van, minibus, works van**
- (2) **Motorbike, moped, scooter**
- (3) **Bicycle**
- (4) **Bus, coach, private bus**
- (5) **GB: British Rail train (NI: Northern Ireland Railways train)**
- (6) **GB: Underground train (NI: Not valid for Northern Ireland)**
- (7) **Walk**
- (8) **Other method of travelling**

FREQUENCY: Autumn quarters from Autumn 92 to Autumn 99. Spring and Autumn quarters from Spring 00 to Spring 01. Autumn quarters only from Autumn 01 to Autumn 06. Autumn quarters only from Autumn 06 and every quarter (waves 1 & 5) every three years.

COVERAGE: Applies to all respondents in employment excluding those on government schemes and those working from home or using their home as a working base (HOME = 3, 4 or NEWDEA4 = 3, 4, 5, 7).

NOTES: Note the text differences between Great Britain and Northern Ireland for categories (5) and (6).

This variable is only available on ONS datasets in Spring 2000.

From Autumn 06 all 'Travel to work' questions are asked in Autumn every year and in waves 1 and 5, every quarter, every 3 years e.g. 2006, 2009 etc.

TRVDRV - Use of car/van/minibus/works van to travel to work

- (1) As a driver**
- (2) As a passenger**
- (3) Sometimes as a passenger, sometimes as a driver**

FREQUENCY: Autumn quarters from Autumn 96 to Autumn 99. Spring and Autumn quarters from Spring 00 to Spring 01. Autumn quarters only from Autumn 01 to Autumn 06 and every quarter (waves 1 & 5) every three years.

COVERAGE: Applies to all respondents who use car/van/minibus/works van to travel to work (TRVMTH = 1).

This variable is only available on ONS datasets in Spring 2000.

From Autumn 06 all 'Travel to work' questions are asked in Autumn every year and in waves 1 and 5, every quarter, every 3 years e.g. 2006, 2009 etc.

SICKNESS

ACTWKDY(1-7) - Days scheduled to work

- (1) **Monday**
- (2) **Tuesday**
- (3) **Wednesday**
- (4) **Thursday**
- (5) **Friday**
- (6) **Saturday**
- (7) **Sunday**
- (8) **Not working at all**
- (9) **Scheduled working days not relevant**

FREQUENCY: Each quarter from Spring 2000 to Autumn 2000 (on ONS datasets only). Each quarter from Winter 00

COVERAGE: Applies to all respondents working during reference week or on government scheme.

NOTES: In SuperCROSS an additional variable called ACTWKDYM is available. See note on page 2 for more information on SuperCROSS variables.

ILLWK - Had days off work because sick or injured

- (1) **Yes**
- (2) **No**

FREQUENCY: Each quarter from Spring 2000 to Autumn 2000 (on ONS datasets only). Each quarter from Winter 00

COVERAGE: Applies to all respondents who were scheduled to work any day in reference week (ACTWKDY \neq 8 or 9).

NOTES: This variable replaces SICK.

ILLDAYS(1-7) - Days had off sick or injured

- (1) **Monday**
- (2) **Tuesday**
- (3) **Wednesday**
- (4) **Thursday**
- (5) **Friday**
- (6) **Saturday**
- (7) **Sunday**

FREQUENCY: Each quarter from Spring 2000 to Autumn 2000 (on ONS datasets only). Each quarter from Winter 00

COVERAGE: Applies to all respondents who had days off due to sickness/injury (ILLWK = 1).

NOTES: This variable replaces SIKDAY and SIKSUN.

In SuperCROSS an additional variable called ILLDAYSM is available. See note on page 2 for more information on SuperCROSS variables.

ILLOFF - Number of days off sick in reference week

- (1) **One day**
- (2) **Two days**
- (3) **Three days**
- (4) **Four days**
- (5) **Five days**
- (6) **Six days**
- (7) **Seven days**

FREQUENCY: Each quarter from Spring 01

COVERAGE: Applies to all respondents who had days off due to sickness/injury (ILLDAYS = 1-7).

NOTES: Only days where respondent was scheduled to work but was unable to do so because of sickness or injury are recorded.

ILLMON - Whether off work sick on a Monday

- (1) **Yes**
- (2) **No**

FREQUENCY: Each quarter from Spring 01

COVERAGE: Applies to all respondents who had days off due to sickness/injury (ILLWK = 2).

NOTES: Only days where respondent was scheduled to work but was unable to do so because of sickness or injury are recorded.

ILLTUE - Whether off work sick on a Tuesday

- (1) **Yes**
- (2) **No**

FREQUENCY: Each quarter from Spring 01

COVERAGE: Applies to all respondents who had days off due to sickness/injury (ILLWK = 2).

NOTES: Only days where respondent was scheduled to work but was unable to do so because of sickness or injury are recorded.

ILLWED - Whether off work sick on a Wednesday

- (1) **Yes**
- (2) **No**

FREQUENCY: Each quarter from Spring 01

COVERAGE: Applies to all respondents who had days off due to sickness/injury (ILLWK = 2).

NOTES: Only days where respondent was scheduled to work but was unable to do so because of sickness or injury are recorded.

ILLTHU - Whether off work sick on a Thursday

- (1) Yes
- (2) No

FREQUENCY: Each quarter from Spring 01

COVERAGE: Applies to all respondents who had days off due to sickness/injury (ILLWK = 2).

NOTES: Only days where respondent was scheduled to work but was unable to do so because of sickness or injury are recorded.

ILLFRI - Whether off work sick on a Friday

- (1) Yes
- (2) No

FREQUENCY: Each quarter from Spring 01

COVERAGE: Applies to all respondents who had days off due to sickness/injury (ILLWK = 2).

NOTES: Only days where respondent was scheduled to work but was unable to do so because of sickness or injury are recorded.

ILLSAT - Whether off work sick on a Saturday

- (1) Yes
- (2) No

FREQUENCY: Each quarter from Spring 01

COVERAGE: Applies to all respondents who had days off due to sickness/injury (ILLWK = 2).

NOTES: Only days where respondent was scheduled to work but was unable to do so because of sickness or injury are recorded.

ILLSUN - Whether off work sick on a Sunday

- (1) Yes
- (2) No

FREQUENCY: Each quarter from Spring 01

COVERAGE: Applies to all respondents who had days off due to sickness/injury (ILLWK = 2).

NOTES: Only days where respondent was scheduled to work but was unable to do so because of sickness or injury are recorded.

HOURS

Structure of LFS hours variables - hours worked per week

When conducting analysis of hours worked there are three elements to consider:

- i) whether to use usual or actual hours worked;
- ii) whether to include or exclude paid and unpaid overtime;
- iii) whether to include hours worked in second jobs.

The table below shows which LFS variables are available to provide this information. Second job information is only available for actual hours including overtime. In general it is recommended that the derived variables are used because these include all respondents. The derived variables TOTHRs and SUMHRs both measure total hours worked in main and second jobs, but are derived in different ways and give slightly different results. SUMHRs is available from Spring 1995 onwards and should be used in preference to TOTHRs.

	People who Never work overtime	People who work overtime	Derived variables - all people
Usual hours - main job Total usual hours excluding overtime Usual paid overtime Usual unpaid overtime Total usual hours including overtime	TOTUS1	USUHR POTHR UOTHR TOTUS2	BUSHR TTUSHR
Actual hours - main job Total actual hours excluding overtime Actual paid overtime Actual unpaid overtime Total actual hours including overtime	TOTAC1	ACTHR ACTPOT ACTUOT TOTAC2	BACTHR TTACHR
Actual hours - second job Actual hours in second job including overtime		ACTHR2	
Actual hours - main and second job Total hours worked in reference week in main and second jobs			TOTHRs SUMHRs

EVEROT - Whether ever work paid or unpaid overtime

- (1) Yes
- (2) No

FREQUENCY: Each quarter from Spring 92

COVERAGE: Applies to all respondents who are employees, self-employed and those on employer based government schemes.

NOTES: This question is asked first so that respondents who never work overtime are not asked the overtime questions.

TOTUS1 - Total usual hours worked excluding lunch breaks (no overtime)

- (0-96) Hours of work**
- (97) 97 or more**
- (99) Don't know/No answer**

FREQUENCY: Each quarter from Spring 92

COVERAGE: Applies to all respondents who never work overtime or did any paid work during the reference week (EVEROT = 2 OR OWNBUS = 1 OR RELBUS = 1).

NOTES: As hours are not stored as whole numbers users should use 1 decimal place when 'ranging' hours, i.e. 1 - 30 hours should be ranged as 1.0 - 30.4 etc.

In SuperCROSS this variable is called TOTUS1C and TOTUS1S. See notes on page 2 for more information on SuperCROSS variables.

USUHR - Usual hours worked excluding overtime

- (0-96) Hours of work**
- (97) 97 or more**
- (99) Don't know/No answer**

FREQUENCY: Each quarter from Spring 92

COVERAGE: Applies to all respondents who may work paid or unpaid overtime (EVEROT = 1).

NOTES: This variable excludes meal breaks and any overtime worked. As hours are not stored as whole numbers users should use 1 decimal place when 'ranging' hours, i.e. 1 - 30 hours should be ranged as 1.0 - 30.4 etc.

In SuperCROSS this variable is called USUHRC and USUHRS. See note on page 2 for more information on SuperCROSS variables.

PAIDHRU - Paid hours (based on usual hours per week)

- (0-96) Number of hours**
- (97) 97 or more hours**

FREQUENCY: Each quarter from Autumn 93

COVERAGE: Applies to all respondents who are employees, self employed and those on employer based government schemes.

NOTES: This variable is derived from AGE, TOTUS1, POTHR, USUHR & EVEROT.

PAIDHRU is not included on datasets for all quarters in 1999.

In SuperCROSS an additional variable called PAIDHRUC is available. See note on page 2 for more information on SuperCROSS variables.

POTHR - Usual hours of paid overtime

- (0-96) Hours of overtime
- (97) 97 or more
- (99) Don't know/No answer

FREQUENCY: Each quarter from Spring 92

COVERAGE: Applies to all respondents who may work paid or unpaid overtime (EVEROT = 1).

NOTES: As hours are not stored as whole numbers users should use 1 decimal place when 'ranging' hours, i.e. 1 - 30 hours should be ranged as 1.0 - 30.4 etc.

In SuperCROSS this variable is called POTHRC and POTHRS. See note on page 2 for more information on SuperCROSS variables.

UOTHR - Usual hours of unpaid overtime

- (0-96) Hours of overtime
- (97) 97 or more
- (99) Don't know/No answer

FREQUENCY: Each quarter from Spring 92

COVERAGE: Applies to all respondents who may work paid or unpaid overtime (EVEROT = 1).

NOTES: As hours are not stored as whole numbers users should use 1 decimal place when 'ranging' hours, i.e. 1 - 30 hours should be ranged as 1.0 - 30.4 etc.

In SuperCROSS this variable is called UOTHRC and UOTHRS. See note on page 2 for more information on SuperCROSS variables.

TOTUS2 - Usual hours worked including overtime

- (0-96) Hours of work
- (97) 97 and over
- (99) Don't know/No answer

FREQUENCY: Each quarter from Spring 92

COVERAGE: Applies to all respondents who may work paid or unpaid overtime (EVEROT = 1).

NOTES: This variable includes both paid and unpaid overtime. As hours are not stored as whole numbers users should use 1 decimal place when 'ranging' hours, i.e. 1 - 30 hours should be ranged as 1.0 - 30.4 etc.

In SuperCROSS this variable is called TOTUS2C and TOTUS2S. See note on page 2 for more information on SuperCROSS variables.

TOTAC1 - Total actual hours worked (no overtime)

- (0-96) Hours of work**
- (97) 97 and over**
- (99) Don't know/No answer**

FREQUENCY: Each quarter from Spring 92

COVERAGE: Applies to all respondents who never work overtime and actually worked in reference week.

NOTES: Those respondents who did not work in the reference week even though they had a job, i.e. on holiday or sick, are coded as '0'. This variable excludes meal breaks. As hours are not stored as whole numbers users should use 1 decimal place when 'ranging' hours, i.e. 1 - 30 hours should be ranged as 1.0 - 30.4 etc.

In SuperCROSS this variable is called TOTAC1C and TOTAC1S. See note on page 2 for more information on SuperCROSS variables.

ACTHR - Actual hours worked excluding overtime

- (0-96) Hours of work**
- (97) 97 or more**
- (99) Don't know/No answer**

FREQUENCY: Each quarter from Spring 92

COVERAGE: Applies to all respondents who work overtime and actually worked in reference week.

NOTES: Those respondents who did not work in the reference week even though they had a job, i.e. on holiday or sick, are coded as '0'. This variable excludes meal breaks and any overtime worked. As hours are not stored as whole numbers users should use 1 decimal place when 'ranging' hours, i.e. 1 - 30 hours should be ranged as 1.0 - 30.4 etc.

In SuperCROSS this variable is called ACTHRC and ACTHRS. See note on page 2 for more information on SuperCROSS variables.

PAIDHRA - Paid Hours (based on actual hours per week)

- (0-96) Number of hours**
- (97) 97 or more hours**

FREQUENCY: Each quarter from Autumn 93

COVERAGE: Applies to all respondents who are employees, self employed and those on employer based government schemes.

NOTES: This variable is derived from AGE, TOTAC1, ACTPOT, ACTHR, JBAWAY, YTETMP, ILLWK, ILLDAYS & ACTWKDY.

PAIDHRA is not included on datasets for all quarters in 1999.

In SuperCROSS an additional variable called PAIDHRAC is available. See notes on page 2 for more information on SuperCROSS variables.

ACTPOT - Actual hours of paid overtime

- (0-96) Hours of overtime**
- (97) 97 or more**
- (99) Don't know/No answer**

FREQUENCY: Each quarter from Spring 92

COVERAGE: Applies to all respondents who work overtime and actually worked in reference week.

NOTES: Those respondents who did not work in the reference week even though they had a job, i.e. on holiday or sick, are coded as '0'. As hours are not stored as whole numbers users should use 1 decimal place when 'ranging' hours, i.e. 1 - 30 hours should be ranged as 1.0 - 30.4 etc.

In SuperCROSS this variable is called ACTPOTC and ACTPOTS. See note on page 2 for more information on SuperCROSS variables.

ACTUOT - Actual hours of unpaid overtime

- (0-96) Hours of overtime**
- (97) 97 or more**
- (99) Don't know/No answer**

FREQUENCY: Each quarter from Spring 92

COVERAGE: Applies to all respondents who work overtime and actually worked in reference week.

NOTES: Those respondents who did not work in the reference week even though they had a job, i.e. on holiday or sick, are coded as '0'. As hours are not stored as whole numbers users should use 1 decimal place when 'ranging' hours, i.e. 1 - 30 hours should be ranged as 1.0 - 30.4 etc.

In SuperCROSS this variable is called ACTUOTC and ACTUOTS. See note on page 2 for more information on SuperCROSS variables.

TOTAC2 - Actual hours worked including paid and unpaid overtime

- (0-96) Hours of work**
- (97) 97 or more**
- (99) Don't know/No answer**

FREQUENCY: Each quarter from Spring 92

COVERAGE: Applies to all respondents who work overtime and actually worked in reference week.

NOTES: Those respondents who did not work in the reference week even though they had a job, i.e. on holiday or sick, are coded as '0'. As hours are not stored as whole numbers users should use 1 decimal place when 'ranging' hours, i.e. 1 - 30 hours should be ranged as 1.0 - 30.4 etc.

In SuperCROSS this variable is called TOTAC2C and TOTAC2S. See note on page 2 for more information on SuperCROSS variables.

BUSHR - Total usual hours worked in main job (excluding overtime)

(0-96) Number of usual hours
(97) 97 or more hours

FREQUENCY: Each quarter from Winter 92

COVERAGE: Applies to all respondents in employment excluding those on college based schemes.

NOTES: This variable is derived from AGE, EVEROT, TOTUS & USUHR.

In SuperCROSS an additional variable called BUSHRC is available. See note on page 2 for more information on SuperCROSS variables.

TTUSHR - Total usual hours worked in main job (including overtime)

(0-96) Hours of work
(97) 97 or more

FREQUENCY: Each quarter from Spring 92

COVERAGE Applies to all respondents in employment excluding those on college based schemes.

NOTES: This variable is derived from AGE, TOTUS1, TOTUS2 & EVEROT. TTUSHR includes paid and unpaid overtime. As hours are not stored as whole numbers users should use 1 decimal place when 'ranging' hours, i.e. 1 - 30 hours should be ranged as 1.0 - 30.4 etc.

In SuperCROSS an additional variable called TTUSHRC is available. See note on page 2 for more information on SuperCROSS variables.

BACTHR - Basic actual hours in main job (per week)

(0-96) Number of hours
(97) 97 hours or more

FREQUENCY: Each quarter from Autumn 93

COVERAGE: Applies to all respondents in employment excluding those on college based schemes.

NOTES: This variable is derived from AGE, TOTAC1, ACTHR & EVEROT.

In SuperCROSS an additional variable called BACTHRC is available. See note on page 2 for more information on SuperCROSS variables.

TTACHR - Total actual hours worked in main job in reference week

- (0-96) Hours of work**
- (97) 97 or more**

FREQUENCY: Each quarter from Spring 92

COVERAGE: Applies to all respondents in employment excluding those on college based schemes.

NOTES: This variable is derived from AGE, TOTAC1, TOTAC2, EVEROT, JBAWAY, YTETMP, ILLWK, ILLDAYS & ACTWKDAY. TTACHR includes any paid or unpaid overtime worked in the reference week.

Those respondents who did not work in the reference week even though they had a job, i.e. on holiday or sick, are coded as '0'. As hours are not stored as whole numbers users should use 1 decimal place when 'ranging' hours, i.e. 1 - 30 hours should be ranged as 1.0 - 30.4 etc.

In SuperCROSS an additional variable called TTACHRC is available. See note on page 2 for more information on SuperCROSS variables.

TOTHR - Total hours worked in reference week

- (0-96) Hours of work**
- (97) 97 or more**
- (98) Away from job**

FREQUENCY: Each quarter from Spring 92

COVERAGE: Applies to all respondents in employment.

NOTES: This variable is derived from AGE, TOTAC1, TOTAC2, JBAWAY, YTETMP, ILLWK, ILLDAYS, ACTWKDY, ACTHR2 & EVEROT. This variable includes any hours worked in a second job.

As hours are not stored as whole numbers users should use 1 decimal place when 'ranging' hours, i.e. 1 - 30 hours should be ranged as 1.0 - 30.4 etc.

In SuperCROSS an additional variable called TOTHRSC is available. See note on page 2 for more information on SuperCROSS variables.

YLESS6 - Reason worked fewer hours than usual in reference week

- (1) **Number of hours worked/overtime varies**
- (2) **Bank holiday**
- (3) **Maternity/Paternity leave**
- (4) **Parental Leave**
- (5) **Other leave/holiday**
- (6) **Sick or injured**
- (7) **Attending a training course away from own workplace**
- (8) **Started new job/changed jobs**
- (9) **Ended job and did not start new one that week**
- (10) **Laid off/short time/work interrupted by bad weather**
- (11) **Laid off/short time/work interrupted by labour dispute at own workplace**
- (12) **Laid off/short time/work interrupted by economic or other causes**
- (13) **Other personal family reasons**
- (14) **Other reasons**

FREQUENCY: Each quarter from Winter 2005

COVERAGE: Applies to all respondents who are employees, self-employed, unpaid family workers and those on employer based government schemes who worked fewer hours than usual in the reference week (including none).

NOTES: Most of the responses are self explanatory, however additional detail for some are shown below.

Maternity/Paternity leave - only respondents who are on the special period of maternity leave that is allowed by law are included here. Any other leave for reasons of child-bearing or child rearing are coded as "other reasons".

Attending a training course away from own workplace - this applies only to respondents who are undergoing education or training outside the workplace. Respondents who are not working because of a training course inside the workplace are coded as "other reasons"

Laid off/short time/work interrupted by labour dispute at own workplace - This code is only used for respondents directly involved in a labour dispute (strike) at their own workplace. This could involve being either "called out" or "laid off" because of a labour dispute in the respondents own workplace.

Laid off/short time/work interrupted by economic and other causes - applies to respondents who were not working for technical or economic reasons: e.g. shortage of orders (economic reason) or because production at their workplace was impeded by a shortage of material supplies (e.g. caused by a labour dispute outside the respondents workplace or at another firm halting supplies). In the latter case the respondent would not be personally involved in the labour dispute.

Between Spring 1992 and Winter 2005 this variable was called YLESS.

YLESS - Reason worked fewer hours than usual in reference week

- (1) **Number of hours worked/overtime varies**
- (2) **Bank holiday**
- (3) **Maternity/Paternity leave**
- (4) **Other leave/holiday**
- (5) **Sick or injured**
- (6) **Attending a training course away from own workplace**
- (7) **Started new job/changed jobs**
- (8) **Ended job and did not start new one that week**
- (9) **Laid off/short time/work interrupted by bad weather**
- (10) **Laid off/short time/work interrupted by labour dispute at own workplace**
- (11) **Laid off/short time/work interrupted by economic or other causes**
- (12) **Other personal family reasons**
- (13) **Other reasons**

FREQUENCY: Each quarter from Spring 92- Winter 2005.

COVERAGE: Applies to all respondents who are employees, self-employed, unpaid family workers and those on employer based government schemes who worked fewer hours than usual in the reference week (including none).

NOTES: Most of the responses are self explanatory, however additional detail for some are shown below.

Maternity/Paternity leave - only respondents who are on the special period of maternity leave that is allowed by law are included here. Any other leave for reasons of child-bearing or child rearing are coded as "other reasons".

Attending a training course away from own workplace - this applies only to respondents who are undergoing education or training outside the workplace. Respondents who are not working because of a training course inside the workplace are coded as "other reasons"

Laid off/short time/work interrupted by labour dispute at own workplace - This code is only used for respondents directly involved in a labour dispute (strike) at their own workplace. This could involve being either "called out" or "laid off" because of a labour dispute in the respondents own workplace.

Laid off/short time/work interrupted by economic and other causes - applies to respondents who were not working for technical or economic reasons: e.g. shortage of orders (economic reason) or because production at their workplace was impeded by a shortage of material supplies (e.g. caused by a labour dispute outside the respondents workplace or at another firm halting supplies). In the latter case the respondent would not be personally involved in the labour dispute.

YMORE - Reason for working more weekly hours

- (1) **Variable hours worked**
- (2) **Overtime**
- (3) **Other reasons**

FREQUENCY: Spring only in 98. All quarters in 99. Spring only in 2000. Each quarter from Spring 01

COVERAGE: Applies to all respondents in employment except those on college based schemes who worked more hours than usual.

MATLVE - Status of maternity leave

- (1) **A legal entitlement (statutory maternity leave/absence)**
- (2) **Leave employer has allowed (contractual maternity leave)**
- (3) **Don't know**

FREQUENCY: Each quarter from Spring 96 to Winter 97. Spring quarters only from Spring 98

COVERAGE: Applies to all women respondents on maternity leave (YLESS = 3 and SEX = 2).

VARYHR - Whether weekly hours tend to vary

- (1) **Yes**
- (2) **No**

FREQUENCY: Spring quarters only from Spring 98 to Spring 2000. Each quarter from Spring 01

COVERAGE: Applies to all respondents in work and whose usual hours were not worked in reference week but variable hours not previously stated.

NOTES: Applies particularly to self-employed people or shift workers. It also includes respondents working flexible hours in a flexi-time system if they said that their hours varied. It may also be due to the respondent working varying amounts of paid or unpaid overtime.

DIFFHR6 - Whether hours different from usual in reference week

- (1) **More than usual hours**
- (2) **Hours vary**
- (3) **Bank holiday**
- (4) **Maternity/paternity leave**
- (5) **Parental leave**
- (6) **Other leave/holiday**
- (7) **Sick or injured**
- (8) **Training course**
- (9) **Started/changed jobs**
- (10) **Ended job**
- (11) **Bad weather**
- (12) **Labour dispute**
- (13) **Economic/other causes**
- (14) **Personal/family**
- (15) **Other reasons**
- (16) **No reason given**
- (17) **Same as usual hours**
- ~~(17) **No answer (Deleted from Summer 94)**~~
- ~~(18) **Does not apply (Deleted from Summer 94)**~~

FREQUENCY: Each quarter from Winter 2005

COVERAGE: Applies to all persons in employment.

NOTES: This variable is derived from AGE, NEWDEA4, ILLWK, ACTWKDY, ILLDAYS, WRKING, YTETMP, OWNBUS, RELBUS, JBAWAY, TOTUS1, TOTAC1, TOTAC2, TOTUS2 & YLESS6.

Options 17 & 18 were removed from Summer 94 onwards.

Between Spring 1992 and Winter 2005 this variable was called DIFFHR.

DIFFHR - Whether hours different from usual in reference week

- (1) **More than usual hours**
- (2) **Hours vary**
- (3) **Bank holiday**
- (4) **Maternity/paternity leave**
- (5) **Other leave/holiday**
- (6) **Sick or injured**
- (7) **Training course**
- (8) **Started/changed jobs**
- (9) **Ended job**
- (10) **Bad weather**
- (11) **Labour dispute**
- (12) **Economic/other causes**
- (13) **Personal/family**
- (14) **Other reasons**
- (15) **No reason given**
- (16) **Same as usual hours**
- ~~(17) **No answer (Deleted from Summer 94)**~~
- ~~(18) **Does not apply (Deleted from Summer 94)**~~

FREQUENCY: Each quarter from Spring 92 to Spring 2006.

COVERAGE: Applies to all persons in employment.

NOTES: This variable is derived from AGE, NEWDEA4, ILLWK, ACTWKDY, ILLDAYS, WRKING, YTETMP, OWNBUS, RELBUS, JBAWAY, TOTUS1, TOTAC1, TOTAC2, TOTUS2 & YLESS.

Options 17 & 18 were removed from Summer 94 onwards.

SUMHRS - Total actual hours worked in main and second job

(0 - 97) Number of hours worked

FREQUENCY: Each quarter from Winter 94

COVERAGE: Applies to all respondents who worked during reference week.

NOTES: This variable is derived from TTACHR & ACTHR2.

In SuperCROSS this variable is called SUMHRSC & SUMHRSS. See note on page 2 for more information on SuperCROSS variables.

EMPLOYMENT PATTERN

SHFTWK99 - Whether shift work done in respondents main job

- (1) **Most of the time**
- (2) **Occasionally**
- (3) **Never**

FREQUENCY: Spring quarters only from Spring 99

COVERAGE: Applies to all respondents in employment excluding college based government schemes.

NOTES: This variable replaced SHFTWK. The wording of the response categories has been altered in order to obtain better quality data.

SHFTYP - Type of shift pattern

- (1) **Three-shift working**
- (2) **Continental shifts**
- (3) **Two-shift system with "earlies" and "lates"/double day shifts**
- (4) **Sometimes night and sometimes day shifts**
- (5) **Split shifts**
- (6) **Morning shifts**
- (7) **Evening or twilight shifts**
- (8) **Night shifts**
- (9) **Weekend shifts**
- (10) **Other type of shift work**

FREQUENCY: Spring quarters only from Spring 92

COVERAGE: Applies to all respondents in employment who may do shift work (SHFTWK99 = 1 or 2).

NOTES: The shift work categories are defined below:

Three-shift working - the day is divided into three working periods - morning, afternoon and night. This kind of shiftwork usually, but not always, involves one or more weeks of mornings, followed by one or more weeks of afternoons, followed by one or more weeks of nights.

Continental shifts - this is a continuous three-shift system that rotates rapidly e.g. three mornings, then two afternoons, then two nights. Usually there is a break between shift changes.

Two-shift system with earlies and lates or double day shifts - normally two shifts of eight hours each, e.g. 0600-1400 and 1400-2200. Shifts are usually alternated weekly or over longer intervals.

Split shifts - these are full shifts divided into two distinct parts with a gap of several hours in between. Used in industries where peak demands are met at different times of the day e.g. catering, passenger transport and service industries.

Morning shift - if this is full-time, most commonly 0600-1400. This code is used if the morning shift is the only shift worked or worked part time during the morning.

Evening shift - if this is full-time, most commonly 1500-2400. Also used for a part-time shift 1700-2100 or 1800-2200. Part-time evening shifts are usually called twilight shifts.

Night shift - if this is full-time, most commonly 1800-0600, and usually continuing after midnight. This code is used only for permanent night work.

Weekend shift - this code is used for work during Fridays, Saturdays, Sundays (0600-1800), when there is no other work.

Other type of shift work - this code is only used when none of the above apply.

SHCONV - Whether shift pattern is inconvenient

- (1) Yes
- (2) No

FREQUENCY: Spring 04 only.

COVERAGE: Applies to all respondents who do shift work most of the time or occasionally (SHFTWK99 = 1 or 2).

NOTES: Respondents are asked to consider whether their own shift work is inconvenient for them and not whether any type of shift work would be inconvenient.

FLED9D - Type of agreed work arrangement

- (1) Flexible working hours
- (2) Annualised hours contract
- (3) Term time working
- (4) Job sharing
- (5) Nine day fortnight
- (6) Four and a half day week
- (7) Zero hours contract
- (8) None of these
- (9) Don't know

FREQUENCY: Spring and Autumn quarters only from Autumn 94

COVERAGE: Applies to all respondents in employment excluding those on college based schemes.

NOTES: This variable is derived from FLEX9D. The categories are defined as below:

Flexible working hours - Employees can vary their daily start and finish times each day. Over an accounting period (usually four weeks or a calendar month) debit and credit hours can be carried over into another accounting period. Variable start and finish times on their own are **not** enough for a flexitime system. There must also be a formal accounting period.

Annualised hours contract - The number of hours an employee has to work are calculated over a full year. Instead of say, 40 hours per week, employees are contracted to say 1900 hours per year (after allowing for leave and other entitlements). Longer hours are worked over certain parts of the year and shorter hours at other periods. Variations in hours are related to seasonal factors or fluctuation in demand for the companies goods or services.

Term time working - Respondents' work during the school or college term. Unpaid leave is taken during the school holidays, although their pay may be spread equally over the year.

Job sharing - This is a type of part time working. A full-time job is divided between, usually, two people. The job sharers work at different times, although their may be a changeover period.

Both nine day fortnights and four and a half day weeks working arrangements involve the 5 day working week being compressed into fewer full days. Such arrangements refer to **full-time** working only.

Nine day fortnight - involves individual employees having one day off every other week. The actual day off may vary so long as the employee keeps to an alternating pattern of one 5 day week followed by one 4 day week.

Four and a half day week - Typically involves the normal working week finishing early on Fridays. The short day need not necessarily be Friday, but this is the most obvious and common day.

Zero hours contract - is where a person is not contracted to work a set number of hours, and is only paid for the number of hours that they actually work.

In most cases a respondent who works any of these particular type of shift patterns will recognise the term and will require no further explanation. Where a respondent asks what is meant by the term it is unlikely they work such shift patterns and are generally coded as (8) or (9).

FLEX9D(1-3) - Type of agreed work arrangement

Spring 93 to Spring 96

- (1) Flexible working hours
- (2) Annualised hours contract
- (3) Term time working
- (4) Job sharing
- (5) Nine day fortnight
- (6) Four and a half day week
- (7) None of these
- (8) Don't know

From Autumn 96 onwards

- (1) Flexitime (Flexible working hours)
- (2) Annualised hours contract
- (3) Term time working
- (4) Job sharing
- (5) Nine day fortnight
- (6) Four and a half day week
- (7) Zero hours contract
- (8) None of these
- (9) Don't know

FREQUENCY: Spring and Autumn quarters only from Spring 93 to Autumn 98. Spring and Autumn quarters only from Autumn 01

COVERAGE: Applies to all respondents in employment excluding those on college based schemes.

NOTES: This variable replaced NINDAY which was discontinued from 1993. Respondents may give up to three responses. Prior to Spring 97 this variable was coded FLEX9D(0-2). Option 9 'Don't know' has been removed from Spring 04.

See FLED9D for definitions of the individual categories.

In SuperCROSS an additional variable called FLEX9DM is available. See note on page 2 for more information on SuperCROSS variables.

VARWKHR - Type of working hours pattern

- (1) Have a fixed start and end of your working day
- (2) Have staggered working hours with a banded start and end
- (3) Start and end your working day at times which vary by individual agreement
- (4) Determine your own work schedule (no formal boundaries)
- (5) None of these

FREQUENCY: Spring 04 only.

COVERAGE: Applies to all respondents who are employed (STAT = 1) and not working flexi-time (FLEX9D ≠ 1).

COMHRS4 - Type of flexi-time arrangement

- (1) **Off whole days or hours**
- (2) **OR just hours off**
- (3) **Neither of the above**

FREQUENCY: Spring 04 only.

COVERAGE: Applies to all respondents who work flexi-time (FLEX9D = 1).

NOTES: Flexi-time is when, in effect, a person sets up a time bank with their employer. There is an accounting system of debit and credit hours and staff have the right to take credit hours and days off. It does not necessarily mean that staff have total autonomy when to start and finish work.

ONCONV - Whether zero-hours contract work is inconvenient

- (1) **Yes**
- (2) **No**

FREQUENCY: Spring 04 only.

COVERAGE: Applies to all respondents who work zero hours contracts (FLEX9D = 7).

NOTES: The question ONCONV is asked of personal respondents only.

Respondents are asked to consider whether their own on-call work arrangement is inconvenient for them and not whether any type of on-call work would be inconvenient.

LSSOTH - Time off flexi or annual

- (1) **Yes**
- (2) **No**

FREQUENCY: Spring only in 2000. Spring quarters only from Spring 03

COVERAGE: Applies to all respondents who give a reason for working less hours and they work either flexi-time or annualised hours (YLESS = 1, 4, 12 or 13 AND FLEX9D = 1 or 2).

NOTES: This variable relates to reasons for the respondent not having worked in the reference week, although they have a job.

FLEXW1 - Whether respondent works flexi-time

- (1) **Yes**
- (2) **No**

FREQUENCY: Spring and Autumn quarters only from Spring 2000

COVERAGE: Applies to all respondents in employment and on college based schemes.

FLEXW2 - Whether respondent works to annualised hours contract

- (1) **Yes**
- (2) **No**

FREQUENCY: Spring and Autumn quarters only from Spring 2000

COVERAGE: Applies to all respondents in employment and on college based schemes.

FLEXW3 - Whether respondent works to a term time working agreement

- (1) Yes
- (2) No

FREQUENCY: Spring and Autumn quarters only from Spring 2000

COVERAGE: Applies to all respondents in employment and on college based schemes.

FLEXW4 - Whether respondent's work involves job sharing

- (1) Yes
- (2) No

FREQUENCY: Spring and Autumn quarters only from Spring 2000

COVERAGE: Applies to all respondents in employment and on college based schemes.

FLEXW5 - Whether respondent works a nine day fortnight

- (1) Yes
- (2) No

FREQUENCY: Spring and Autumn quarters only from Spring 2000

COVERAGE: Applies to all respondents in employment and on college based schemes.

FLEXW6 - Whether respondent works a four and a half day week

- (1) Yes
- (2) No

FREQUENCY: Spring and Autumn quarters only from Spring 2000

COVERAGE: Applies to all respondents in employment and on college based schemes.

FLEXW7 - Whether respondent works zero hours contract

- (1) Yes
- (2) No

FREQUENCY: Spring and Autumn quarters only from Spring 2000

COVERAGE: Applies to all respondents in employment and on college based schemes.

FLEXW8 - Whether respondent works none of the working patterns described

- (1) Yes
- (2) No

FREQUENCY: Spring and Autumn quarters only from Spring 2000

COVERAGE: Applies to all respondents in employment and on college based schemes.

FLEXW9 - Whether respondent does not know which agreed working arrangements are worked

- (1) Yes
- (2) No

FREQUENCY: Spring and Autumn quarters only from Spring 2000

COVERAGE: Applies to all respondents in employment and on college based schemes.

DAYSPZ - Number of different days per week worked

- (1-7) Number of days

FREQUENCY: Spring and Autumn quarters only from Spring 97

COVERAGE: Applies to all respondents in employment excluding those on college based schemes (FLEX9D = 1, 2, 3, 4, 7, 8 or 9).

USUWRK1 - Respondents usual pattern of work

- (1) Usual to work during day
- (2) Not usual to work during day

FREQUENCY: Spring quarters only from Spring 2000

COVERAGE: Applies to all respondents in employment.

NOTES: From Spring 2000, the coding structure of this variable changed and USUWRK was set to YES (1) if respondents usually worked during the relevant period and NO (2) to those who did not work during the relevant period.

USUWRK2 - Respondents usual pattern of work

- (1) Usual to work during evening
- (2) Not usual to work during evening

FREQUENCY: Spring quarters only from Spring 2000

COVERAGE: Applies to all respondents in employment.

NOTES: From Spring 2000, the coding structure of this variable changed and USUWRK was set to YES (1) if respondents usually worked during the relevant period and NO (2) to those who did not work during the relevant period.

USUWRK3 - Respondents usual pattern of work

- (1) Usual to work at night
- (2) Not usual to work at night

FREQUENCY: Spring quarters only from Spring 2000

COVERAGE: Applies to all respondents in employment.

NOTES: From Spring 2000, the coding structure of this variable changed and USUWRK was set to YES (1) if respondents usually worked during the relevant period and NO (2) to those who did not work during the relevant period.

EVDAY - Whether respondent ever works during the day

- (1) Yes
- (2) No

FREQUENCY: Spring quarters only from Spring 99

COVERAGE: Applies to all respondents in employment who do not usually work during the day.

EVEVE - Whether respondent ever works during the evening

- (1) Yes
- (2) No

FREQUENCY: Spring quarters only from Spring 99

COVERAGE: Applies to all respondents in employment who do not usually work during the evening.

EVNGHT - Whether respondent ever works at night

- (1) Yes
- (2) No

FREQUENCY: Spring quarters only from Spring 99

COVERAGE: Applies to all respondents in employment who do not usually work at night.

WCHDAY(1-7) - Which days of the week respondent usually works on

- (1) Monday
- (2) Tuesday
- (3) Wednesday
- (4) Thursday
- (5) Friday
- (6) Saturday
- (7) Sunday

FREQUENCY: Spring quarters only from Spring 99

COVERAGE: Applies to all respondents in employment who do not usually work 7 different days during the week.

In SuperCROSS an additional variable called WCHDAYM is available. See note on page 2 for more information on SuperCROSS variables.

WCHMO - Whether respondent usually works Monday

- (1) Yes
- (2) No

FREQUENCY: Spring quarters only from Spring 01

COVERAGE: Applies to all respondents in employment.

WCHTU - Whether respondent usually works Tuesday

- (1) Yes
- (2) No

FREQUENCY: Spring quarters only from Spring 01

COVERAGE: Applies to all respondents in employment.

WCHWE - Whether respondent usually works Wednesday

- (1) Yes
- (2) No

FREQUENCY: Spring quarters only from Spring 01

COVERAGE: Applies to all respondents in employment.

WCHTH - Whether respondent usually works Thursday

- (1) Yes
- (2) No

FREQUENCY: Spring quarters only from Spring 01

COVERAGE: Applies to all respondents in employment.

WCHFR - Whether respondent usually works Friday

- (1) Yes
- (2) No

FREQUENCY: Spring quarters only from Spring 01

COVERAGE: Applies to all respondents in employment.

WCHSA - Whether respondent usually works Saturday

- (1) Yes
- (2) No

FREQUENCY: Spring quarters only from Spring 01

COVERAGE: Applies to all respondents in employment.

WCHSU - Whether respondent usually works Sunday

- (1) Yes
- (2) No

FREQUENCY: Spring quarters only from Spring 01

COVERAGE: Applies to all respondents in employment.

WKMON - Whether worked on a Monday

- (1) **Yes**
- (2) **No**

FREQUENCY: Spring and Autumn quarters only from Spring 01

COVERAGE: Applies to all respondents in employment during reference week or on a government scheme.

NOTES: This variable is derived from ACTWKDY(1-7).

WKTUE - Whether worked on a Tuesday

- (1) **Yes**
- (2) **No**

FREQUENCY: Spring and Autumn quarters only from Spring 01

COVERAGE: Applies to all respondents in employment during reference week or on a government scheme.

NOTES: This variable is derived from ACTWKDY(1-7).

WKWED - Whether worked on a Wednesday

- (1) **Yes**
- (2) **No**

FREQUENCY: Spring and Autumn quarters only from Spring 01

COVERAGE: Applies to all respondents in employment during reference week or on a government scheme.

NOTES: This variable is derived from ACTWKDY(1-7).

WKTHU - Whether worked on a Thursday

- (1) **Yes**
- (2) **No**

FREQUENCY: Spring and Autumn quarters only from Spring 01

COVERAGE: Applies to all respondents in employment during reference week or on a government scheme.

NOTES: This variable is derived from ACTWKDY(1-7).

WKFRI - Whether worked on a Friday

- (1) **Yes**
- (2) **No**

FREQUENCY: Spring and Autumn quarters only from Spring 01

COVERAGE: Applies to all respondents in employment during reference week or on a government scheme.

NOTES: This variable is derived from ACTWKDY(1-7).

WKSAT - Whether worked on a Saturday

- (1) Yes
- (2) No

FREQUENCY: Spring and Autumn quarters only from Spring 01

COVERAGE: Applies to all respondents in employment during reference week or on a government scheme.

NOTES: This variable is derived from ACTWKDY(1-7).

WKSUN - Whether worked on a Sunday

- (1) Yes
- (2) No

FREQUENCY: Spring and Autumn quarters only from Spring 01

COVERAGE: Applies to all respondents in employment during reference week or on a government scheme.

NOTES: This variable is derived from ACTWKDY(1-7).

EVSAT - Whether respondent ever works on a Saturday

- (1) Yes
- (2) No

FREQUENCY: Spring quarters only from Spring 99

COVERAGE: Applies to all respondents in employment who do not work on a Saturday.

EVSUN - Whether respondent ever works on a Sunday

- (1) Yes
- (2) No

FREQUENCY: Spring quarters only from Spring 99

COVERAGE: Applies to all respondents in employment who do not usually work on a Sunday.

CONWKEV - Whether evening, night or weekend work is inconvenient

- (1) Yes
- (2) No

FREQUENCY: Spring 04 only.

COVERAGE: Applies to all respondents who do not do shift work or on-call work (and either work in the evening at least sometimes or work at night time at least sometimes or work Saturdays or Sundays at least sometimes).

NOTES: Respondents are asked to consider whether their own work arrangement is inconvenient for them and not whether any type of evening/ weekend/ night work would be inconvenient.

CTRLWK - Type of control over work schedule

- (1) **How to do the work**
- (2) **When to do the work**
- (3) **When AND how to do the work**
- (4) **Neither determine when nor how to do the work**

FREQUENCY: Spring 04 only.

COVERAGE: Applies to all respondents who are self-employed (STAT = 2).

HOLS - Number of days of paid holiday entitlement

Number of days paid holiday

FREQUENCY: Autumn quarters only from Autumn 92

COVERAGE: Applies to all respondents who are employees.

NOTES: The number of days paid holiday excludes Public/Bank holidays.

As these days are not stored as whole numbers users should use 2 decimal places when 'ranging' days of paid holiday, i.e. 5 - 10 days should be ranged as 4.50 - 10.49 etc.

Post 1997 'Refusal' (-8) was coded as 98 (incorporating 'Don't Know'). Prior to 1998 the coding frame varies.

This variable is only available in SuperCROSS in Autumn 92 and in Autumn quarters only from Autumn 03 onwards.

BANK - Whether respondent worked (in their main job) on any Bank or Public holidays during the period 1st Dec to 31st Aug

- (1) **Yes**
- (2) **No**

FREQUENCY: Autumn quarters only from Autumn 99

COVERAGE: Applies to all respondents who are employees.

BNKHOL(01-12) - Which Bank or Public holidays respondent worked on in last year

Autumn 1999

- (1) August Bank Holiday Mon 30th Aug 99 (IF NOT WORKING IN SCOTLAND/ Mon 2nd Aug 99 IF WORKING IN SCOTLAND)
- (2) July 12th holiday (ONLY IF WORKING IN NORTHERN IRELAND)
- (3) Spring Bank Holiday Mon 31st May 99
- (4) May Bank holiday Mon 3rd May 99
- (5) Easter Monday Mon 5th Apr 99
- (6) Good Friday Fri 2nd Apr 99
- (7) St Patrick's Day Wed 17th Mar 99 (ONLY IF WORKING IN NORTHERN IRELAND)
- (8) Hogmanay Mon 4th Jan 99 (ONLY IF WORKING IN SCOTLAND)
- (9) New Years Day Fri 1st Jan 99
- (10) Boxing Day Mon 28th Dec 98
- (11) Christmas Day Fri 25th Dec 98

Autumn 2000

- (1) August Bank Holiday Mon 28th Aug 2000 (IF NOT WORKING IN SCOTLAND)
- (2) Early August Bank Holiday Mon 7th Aug 2000 (IF WORKING IN SCOTLAND)
- (3) July 12th Holiday (ONLY IF WORKING IN NORTHERN IRELAND)
- (4) Spring Bank Holiday Mon 29th May 2000
- (5) May Bank Holiday Mon 1st May 2000
- (6) Easter Monday Mon 24th Apr 2000
- (7) Good Friday Fri 21st Apr 2000
- (8) St Patrick's Day Fri 17th Mar 2000 (ONLY IF WORKING IN NORTHERN IRELAND)
- (9) 2nd Day New Year's Tue 4th Jan 2000 (ONLY IF WORKING IN SCOTLAND)
- (10) New Year's Day Mon 3rd Jan 2000
- (11) Boxing Day Tue 28th Dec 1999
- (12) Christmas Day Mon 27th Dec 1999
- (13) New Year's Eve Fri 31st Dec 1999

Autumn 2001

- (1) August Bank Holiday Mon 27th Aug 2001 (IF NOT WORKING IN SCOTLAND)
- (2) Early August Bank Holiday Mon 6th Aug 2001 (IF WORKING IN SCOTLAND)
- (3) July 12th Holiday (ONLY IF WORKING IN NORTHERN IRELAND)
- (4) Spring Bank Holiday Mon 28th May 2001
- (5) May Bank Holiday Mon 7th May 2001
- (6) Easter Monday Mon 16th Apr 2001
- (7) Good Friday Fri 13th Apr 2001
- (8) St Patrick's Day Fri 16th Mar 2001 (ONLY IF WORKING IN NORTHERN IRELAND)
- (9) 2nd Day New Year's Tue 2nd Jan 2001 (ONLY IF WORKING IN SCOTLAND)
- (10) New Year's Day Mon 1st Jan 2001
- (11) Boxing Day Tue 26th Dec 2000
- (12) Christmas Day Mon 25th Dec 2000

BNKHOL(01-12) continued on next page...

BNKHOL(01-12) continued from previous page...

Autumn 2002

- (1) August Bank Holiday Mon 26th Aug 2002 (IF NOT WORKING IN SCOTLAND)
- (2) Early August Bank Holiday Mon 5th Aug 2002 (IF WORKING IN SCOTLAND)
- (3) July 12th Holiday (ONLY IF WORKING IN NORTHERN IRELAND)
- (4) Spring Bank Holiday Tues 4th Jun 2002
- (5) Queen's Jubilee Holiday Mon 3rd Jun 2002
- (6) May Bank Holiday Mon 6th May 2002
- (7) Easter Monday Mon 1st Apr 2002
- (8) Good Friday Fri 29th Mar 2002
- (9) St Patrick's Day Mon 18th Mar 2002 (ONLY IF WORKING IN NORTHERN IRELAND)
- (10) 2nd Day New Year's Wed 2nd Jan 2002 (ONLY IF WORKING IN SCOTLAND)
- (11) New Year's Day Tues 1st Jan 2002
- (12) Boxing Day Wed 26th Dec 2001
- (13) Christmas Day Tues 25th Dec 2001

Autumn 2003

- (1) August Bank Holiday Mon 25th Aug 2003 (IF NOT WORKING IN SCOTLAND)
- (2) Early August Bank Holiday Mon 4th Aug 2003 (IF WORKING IN SCOTLAND)
- (3) July 14th Holiday (ONLY IF WORKING IN NORTHERN IRELAND)
- (4) Spring Bank Holiday Mon 26th May 2003
- (5) May Bank Holiday Mon 5th May 2003
- (6) Easter Monday Mon 21st Apr 2003
- (7) Good Friday Fri 18th Apr 2003
- (8) St Patrick's Day Mon 17th Mar 2003 (ONLY IF WORKING IN NORTHERN IRELAND)
- (9) 2nd Day New Year's Thurs 2nd Jan 2003 (ONLY IF WORKING IN SCOTLAND)
- (10) New Year's Day Wed 1st Jan 2003
- (11) Boxing Day Thurs 26th Dec 2002
- (12) Christmas Day Wed 25th Dec 2002

Autumn 2005

- (1) August Bank Holiday Mon 29th Aug 2005 (IF NOT WORKING IN SCOTLAND)
- (2) Early August Bank Holiday Mon 1st Aug 2005 (IF WORKING IN SCOTLAND)
- (3) July 12th Holiday (ONLY IF WORKING IN NORTHERN IRELAND)
- (4) Spring Bank Holiday Mon 30th May 2005
- (5) May Bank Holiday Mon 2nd May 2005
- (6) Easter Monday Mon 28th Mar 2005
- (7) Good Friday Fri 25th Mar 2005
- (8) St Patrick's Day Thur 17th Mar 2005 (ONLY IF WORKING IN NORTHERN IRELAND)
- (9) 2nd Day New Year's Tues 4th Jan 2005 (ONLY IF WORKING IN SCOTLAND)
- (10) New Year's Day Mon 3rd Jan 2005
- (11) Boxing Day Tues 28th Dec 2004
- (12) Christmas Day Mon 27th Dec 2004

FREQUENCY: Autumn quarters only from Autumn 99 to Autumn 03. Autumn quarters only (every 2 years) from Autumn 05

COVERAGE: Applies to all respondents who have worked on at least one bank/public holiday in the previous 12 months and country of work is UK.

NOTES: The number of categories in this variable depends on the number of public holidays for the year.

This variable is called BNKHL(1-12) in Autumn 01.

BNKHOLF - How many Bank or Public Holidays did respondent work on in past year

(1-13) Number of days

FREQUENCY: Autumn quarters only from Autumn 99 to Autumn 03. Autumn quarters only (every 2 years) from Autumn 05

COVERAGE: Applies to all respondents who have worked on at least one bank/public holiday in the previous 12 months and country of work is NOT UK.

BHPAID - Whether paid for working on Public Holidays

(1) Yes
(2) No

FREQUENCY: Autumn quarters only from Autumn 99 to Autumn 03. Autumn quarters only (every 2 years) from Autumn 05

COVERAGE: Applies to all respondents who are employees and worked on a Public holiday over the last year.

BHNOTA - Whether paid at least basic rate for Public holidays not worked

(1) All of them
(2) Some of them
(3) None of them

FREQUENCY: Autumn quarters only from Autumn 99 to Autumn 03. Autumn quarters only (every 2 years) from Autumn 05

COVERAGE: Applies to all respondents who are employees and who did not work on a Public holiday over the last year.

BHNOTB - Whether paid at least basic rate for Public holiday not worked

(1) Yes
(2) No

FREQUENCY: Autumn quarters only from Autumn 99 to Autumn 03. Autumn quarters only (every 2 years) from Autumn 05

COVERAGE: Applies to all respondents who are employees and who did not work on a Public holiday over the last year.

BHNOTC - Reason for not being paid at least basic rate on public holidays not worked in last year

- (1) Only receive pay for actual days worked
- (2) Do not usually work on those days
- (3) Had not started current job
- (4) Other reason

FREQUENCY: Autumn quarters only from Autumn 99 to Autumn 03. Autumn quarters only (every 2 years) from Autumn 05

COVERAGE: Applies to all respondents who are employees and who did not work on a Public holiday over the last year.

UNION REPRESENTATION

UNION - Whether trade union or staff association member*

- (1) Yes
(2) No

FREQUENCY: Autumn quarters only from Autumn 92

COVERAGE: Applies to all respondents in employment excluding those on college based schemes and unpaid family workers.

NOTES: From Autumn 92 to Autumn 94 only GB data is available (The variable IRTUSA records NI data for this period). Northern Ireland data has been amended to a quarterly basis from Winter 94. This ensures that both GB and NI trade union/staff association data are standard on an Autumn quarter only basis from Autumn 95.

In Autumn 97, incorrect routing of Northern Ireland respondents meant that only those who answered yes to TUPRES were asked UNION. Therefore, there was under-response of unknown size to UNION. Those who should have been asked UNION but were not have been coded 9 'Not answered' (1,350 cases).

TUPRES - Whether other people at workplace are members of trade union or staff association*

- (1) Yes
(2) No

FREQUENCY: Autumn quarters only from Autumn 93

COVERAGE: Applies to all respondents in employment who are not a member of a staff association of trade union.

NOTES: From Autumn 99 onwards, this question was altered from whether there were unions etc. present at the workplace, to whether others employed at the workplace were members of such organisations, and also asked only to those who are not members of such organisations themselves rather to all in paid employment (excluding government schemes).

TUCOV - Whether agreements between trade union and employer affect pay and conditions*

- (1) Yes
(2) No

FREQUENCY: Autumn quarters only from Autumn 96

COVERAGE: Applies to all respondents in employment excluding those on college based schemes and unpaid family workers.

NOTES: Replaces TUJOIN from Autumn 96.

***The order and routing of UNION, TUPRES and TUCOV were changed from Spring 1999 onwards.**

SECOND JOB

REFERENCE – SECOND JOB

SECJOB - Whether had second job in reference week

- (1) Yes
- (2) No

FREQUENCY: Each quarter from Spring 92

COVERAGE: Applies to all respondents who are employees, self employed, and persons on Government schemes, but not those who are doing paid work in addition to that done on a New Deal scheme.

NOTES: Casual or small jobs are included provided the job was paid. SECJMB should be used in preference to SECJOB when analysing numbers of people with second jobs.

Y2JOB - Whether had 2 jobs because of a change of job in reference week

- (1) Yes (changed jobs during week)
- (2) No

FREQUENCY: Each quarter from Spring 92

COVERAGE: Applies to all respondents who have a second paid job (SECJOB = 1).

NOTES: One purpose of this question is to distinguish between two groups of respondents: those who had two jobs in the reference week only because they changed jobs that week, and those who held two jobs at the same time. The first group are not asked details of their 'second job'. The second group, however, are asked for more information about their second job.

OCCUPATION IN SECOND JOB

SOCSEC - Occupation in second job

(100 - 999) Range of occupation codes

FREQUENCY: Each quarter from Spring 92 to Winter 2000. Each quarter from Spring 01 to Winter 03 (on ONS datasets only).

COVERAGE: Applies to all respondents in employment with an additional regular job.

NOTES: This variable is derived from OCD2, Y2JOB, YTETJB & NEWDEA4.

LFS User Guide Volume 5 (LFS Classifications) gives a complete breakdown of occupation codes.

From Autumn 92 to Spring 99 inclusive, the row '304 Civil engineers' has been incorrectly labelled as '302 Civil engineers'.

SOC2KS - Occupation in second job

(1111-9259) Range of occupation codes

FREQUENCY: Each quarter from Spring 01

COVERAGE: Applies to all respondents in employment who have an additional regular job.

NOTES: This variable replaces SOCSEC. This variable is derived from OCOD2K2, Y2JOB, YTETJB & NEWDEA4.

LFS User Guide Volume 5 (LFS Classifications) gives a complete breakdown of occupation codes.

The new SOC2000 variables were introduced into the Labour Force Survey in Spring 2001, because SOC90 became outdated. The extensive revisions to the Standard Occupational Classification (SOC) include a tighter definition of managerial occupations and moving many job titles between major groups to reflect the repositioning of certain jobs. New occupations have been introduced in the fields of computing, environment and conservation and customer service occupations. Most of the major groups have been re-named and all have a different composition in terms of job titles compared with their SOC90 counterparts. There is no exact correspondence between SOC90 and SOC2000 at any level.

SC2KSMJ - Major occupation group (second job)

- (1) **Managers and Senior Officials**
- (2) **Professional occupations**
- (3) **Associate Professional and Technical**
- (4) **Administrative and Secretarial**
- (5) **Skilled Trades Occupations**
- (6) **Personal Service Occupations**
- (7) **Sales and Customer Service Occupations**
- (8) **Process, Plant and Machine Operatives**
- (9) **Elementary Occupations**

FREQUENCY: Each quarter from Spring 01

COVERAGE: Applies to all respondents in employment who have a regular additional job.

NOTES: This variable replaces SOCMAJS and is derived from SOC2KS.

LFS User Guide Volume 5 (LFS Classifications) gives a complete breakdown of occupation codes.

SC2KSMN - Minor occupation group (second job)

(111-999) Range of occupation codes

FREQUENCY: Each quarter from Spring 01

COVERAGE: Applies to all respondents in employment who have a regular additional job.

NOTES: This variable replaces SOCMINS and is derived from SOC2KS.

LFS User Guide Volume 5 (LFS Classifications) gives a complete breakdown of occupation codes.

INDUSTRY IN SECOND JOB: CONVERSION VARIABLE

From Winter 93 the industrial coding classifications (SIC80) have been completely updated (SIC92). In order to maintain some continuity the variable SICSEC is available on the Autumn 93 quarter to convert SIC80 1 digit codes to SIC92 1 digit codes and the variable SIC80S is available from Winter 93 onwards to convert SIC92 1 digit codes to SIC80 1 digit codes.

SIC80S - To compare SIC92 codes to SIC80 codes

- (1) **0: Agriculture, forestry & fishing**
- (2) **1: Energy & water supply**
- (3) **2: Mineral, ores, metals & chemicals**
- (4) **3: Metal goods, engineering & vehicles**
- (5) **4: Other manufacturing industries**
- (6) **5: Construction**
- (7) **6: Distribution, hotel & catering, repairs**
- (8) **7: Transport & communication**
- (9) **8: Banking, financial & business services**
- (10) **9: Other services**
- (11) **00: Diplomatic, international**
- (12) **Workplace outside UK**

FREQUENCY: Each quarter from Winter 93

COVERAGE: Applies to all respondents in employment other than those in college based schemes.

NOTES: This conversion variable gives reasonable comparisons not exact conversions. SIC80S is equivalent to INDIVS. LFS User Guide Volume 5 (LFS Classifications) gives a complete industry breakdown of both SIC80 & SIC92.

INDUSTRY IN SECOND JOB – SIC92

INDM92S - Industry in second job

Winter 93
(001-458) Range of industry codes
(460) No answer, NA
(461) Workplace outside UK

Spring 94 to Summer 94
(001-458) Range of industry codes
(460) No answer, NA
(461) Workplace outside UK
(462) Does not apply

Autumn 94 onwards
(001-458) Range of industry codes
(459) Inadequate description
(461) Workplace outside UK

FREQUENCY: Each quarter from Winter 93

COVERAGE: Applies to all respondents in employment who have a regular additional job.

NOTES: This variable is derived from Y2JOB, YTETJB, AGE & ICD2. LFS User Guide Volume 5 (LFS Classifications) gives a complete industry breakdown of both SIC80 & SIC92.

INDS92S - Industry division in second job

Spring 94 to Summer 94

- (1) A: Agriculture, hunting and forestry
- (2) B: Fishing
- (3) C: Mining, quarrying
- (4) D: Manufacturing
- (5) E: Electricity, gas & water supply
- (6) F: Construction
- (7) G: Wholesale, retail & motor trade
- (8) H: Hotels & restaurants
- (9) I: Transport, storage & communication
- (10) J: Financial intermediation
- (11) K Real estate, renting & business activities
- (12) L: Public administration & defence
- (13) M: Education
- (14) N: Health & social work
- (15) O: Other community, social & personal
- (16) P: Private households with employed persons
- (17) Q: Extra-territorial organisations & bodies
- (18) NA, Inadequate description
- (19) Workplace outside UK
- (20) Does not apply

Winter 93, Autumn 94 onwards

- (1) A: Agriculture, hunting and forestry
- (2) B: Fishing
- (3) C: Mining, quarrying
- (4) D: Manufacturing
- (5) E: Electricity, gas & water supply
- (6) F: Construction
- (7) G: Wholesale, retail & motor trade
- (8) H: Hotels & restaurants
- (9) I: Transport, storage & communication
- (10) J: Financial intermediation
- (11) K Real estate, renting & business activities
- (12) L: Public administration & defence
- (13) M: Education
- (14) N: Health & social work
- (15) O: Other community, social & personal
- (16) P: Private households with employed persons
- (17) Q: Extra-territorial organisations & bodies
- (18) NA, Inadequate description
- (19) Workplace outside UK

FREQUENCY: Each quarter from Winter 93

COVERAGE: Applies to all respondents in employment who have a regular additional job.

NOTES: This variable is derived from INDM92S. LFS User Guide Volume 5 (LFS Classifications) gives a complete industry breakdown of both SIC80 & SIC92.

INDD92S - Industry class in second job**Spring 94 to Summer 94**

(01-60)	Range of industry codes
(61)	NA, Inadequate description
(62)	Workplace outside UK
(63)	Does not apply

Winter 93, Autumn 94 onwards

(01-60)	Range of industry codes
(61)	NA, Inadequate description
(62)	Workplace outside UK

FREQUENCY: Each quarter from Winter 93

COVERAGE: Applies to all respondents in employment who have a regular additional job.

NOTES: This variable is derived from INDM92S. LFS User Guide Volume 5 (LFS Classifications) gives a complete industry breakdown of both SIC80 & SIC92.

INDG92S - Industry group in second job**Spring 94 to Summer 94**

(001-207)	Range of industry codes
(208)	NA, Inadequate description
(209)	Workplace outside UK
(210)	Does not apply

Winter 93, Autumn 94 onwards

(001-207)	Range of industry codes
(208)	NA, Inadequate description
(209)	Workplace outside UK

FREQUENCY: Each quarter from Winter 93

COVERAGE: Applies to all respondents in employment who have a regular additional job.

NOTES: This variable is derived from INDM92S. LFS User Guide Volume 5 (LFS Classifications) gives a complete industry breakdown of both SIC80 & SIC92.

EMPLOYMENT STATUS IN SECOND JOB

SECJMBR - Employment status in second job (reported)

- (1) Employee
- (2) Self-employed
- (3) Status not stated
- (4) Changed jobs
- (5) No second job
- (6) No answer to second job
- (7) Does not apply

FREQUENCY: Each quarter from Spring 92

COVERAGE: Applies to all respondents who are in employment with an regular additional job.

NOTES: With the removal of the Census Matrix Edit SECJMBR supersedes the variable SECJMB.

This variable is derived from AGE, NEWDEA4, WRKING, YTETMP, YTETJB, SECJOB, Y2JOB & STAT2.

This variable should be used in preference to SECJOB for analysis of second jobs. Adding categories (1) to (3) gives the total number of people with second jobs.

For the Winter 93 quarter when using this variable you should also filter on 'in employment' to get the correct total as some 'inactive' respondents were miscoded.

SECJMB - Employment status in second job

- (1) Employee
- (2) Self-employed
- (3) Status not stated
- (4) Changed jobs
- (5) No second job
- (6) No answer to second job
- (7) Does not apply

FREQUENCY: Spring quarters only from Spring 92 to Spring 04 (on ONS datasets only).

COVERAGE: Applies to all respondents who are in employment with an regular additional job.

NOTES: This variable is only available on ONS datasets.

With the removal of the Census Matrix Edit SECJMBR supersedes the variable SECJMB.

The notes for SECJMBR also apply to this variable.

STAT2 - Employment status in second job (reported)

- (1) **Employee**
- (2) **Self-employed**
- (3) **Government scheme**
- (4) **Unpaid family worker**

FREQUENCY: Each quarter from Spring 92

COVERAGE: Applies to all respondents in employment who have a regular additional job.

NOTES: From Spring 92 to Winter 00, this variable was called NSTAT2. NSTAT2 was processed through the Census Matrix Edit which checks the respondents occupation and their employment status for inconsistencies. With the removal of the edit, STAT2 supersedes the variable NSTAT2.

NSTAT2 - Employment status in second job

- (1) **Employee**
- (2) **Self-employed**

FREQUENCY: Spring quarters only from Spring 92 to Spring 04 (on ONS datasets only).

COVERAGE: Applies to all respondents in employment with a regular additional job.

NOTES: This variable is only available on ONS datasets.

NSTAT2 is the same as STAT2, except it has been processed through the Census Matrix Edit which checks the respondents occupation and their employment status for inconsistencies. It is derived from STAT2 & OCOD2.

The notes for STAT2 also apply to this variable.

SUPVIS2 - Supervisory responsibility in second job

- (1) **Yes**
- (2) **No**

FREQUENCY: Each quarter from Spring 01

COVERAGE: Applies to all respondents who have an additional regular job (STAT2 = 1).

MANAG2 - Managerial duties in second job (reported)

- (1) **Manager**
- (2) **Foreman or supervisor**
- (3) **Not manager or supervisor**

FREQUENCY: Each quarter from Spring 92

COVERAGE: Applies to all respondents who are employees and who have a regular additional job (STAT2 = 1).

NOTES: From Spring 92 to Winter 00, this variable was called NMANAGE2. NMANAGE2 was processed through the Census Matrix Edit which checks the respondents occupation and their employment status for inconsistencies. With the removal of the edit MANAG2 supersedes the variable NMANAGE2.

If respondents have both managerial and supervisory duties then their main duty is recorded.

MPNSR02 - Number of employees second job (reported)

- (1) 1-10
- (2) 11-19
- (3) 20-24
- (4) Don't know but under 25
- (5) 25-49
- (6) 50-249
- (7) 250-499
- (8) Don't know but between 50 and 499
- (9) 500 or more

FREQUENCY: Each quarter from Spring 02

COVERAGE: Applies to all respondents in employment with a regular additional job.

NOTES: With the removal of the Census Matrix Edit MPNSR02 supersedes the variables MPNES02 & MPNSS02.

MPNSR02 is the number of employees in second job as reported. This variable is derived from STAT2 & SOLO2.

This variable records the total number of employees at the respondent's workplace, not just the number employed within the particular section/department he/she works in.

MPNES02 - Number of employees where worked second job

- (1) 1-10
- (2) 11-19
- (3) 20-24
- (4) Don't know but under 25
- (5) 25-49
- (6) 50-249
- (7) 250-499
- (8) Don't know but between 50 and 499
- (9) 500 or more

FREQUENCY: Spring quarters only from Spring 02 to Spring 04 (on ONS datasets only).

COVERAGE: Applies to all respondents who are employees and have a regular additional job (STAT2 = 1).

NOTES: This variable is only available on ONS datasets.

With the removal of the Census Matrix Edit MPNSR02 supersedes the variables MPNES02 & MPNSS02.

The notes for MPNSR02 also apply to this variable.

SOLO2 - Working alone or employees in second job (reported)

- (1) **Alone or with partner(s) but not employee**
- (2) **With employees**

FREQUENCY: Each quarter from Spring 92

COVERAGE: Applies to all respondents who are self-employed and who have a regular additional job (STAT2 = 2).

NOTES: From Spring 92 to Winter 00, this variable was called NSOLO2. NSOLO2 was processed through the Census Matrix Edit which checks the respondents occupation and their employment status for inconsistencies. With the removal of the edit, SOLO2 supersedes the variable NSOLO2.

Self-employed people who use only other self-employed people in the business they run (e.g. builders) are coded 1.

MPNSS02 - Number of people employed self in second job

- (1) **1-10**
- (2) **11-19**
- (3) **20-24**
- (4) **Don't know but under 25**
- (5) **25-49**
- (6) **50-249**
- (7) **250-499**
- (8) **Don't know but between 50 and 499**
- (9) **500 or more**

FREQUENCY: Spring quarters only from Spring 02 to Spring 04 (on ONS datasets only).

COVERAGE: Applies to all respondents who are self-employed and have employees in their regular additional job (SOLO2 = 2).

NOTES: This variable is only available on ONS datasets.

With the removal of the Census Matrix Edit MPNSR02 supersedes the variables MPNES02 & MPNSS02.

The notes for MPNSR02 also apply to this variable.

JOBTYP2 - Permanency of second job

- (1) **Permanent**
- (2) **Some way not permanent**

FREQUENCY: Each quarter from Spring 01

COVERAGE: Applies to all respondents who have a regular additional job and didn't change jobs during the reference week (SECJOB = 1 AND Y2JOB = 2).

NOTES: Permanency relates to the job itself rather than to the individual who does the job. Someone who is being made redundant, retiring, going on maternity leave, or taking up another job may not regard their job as permanent, but they are still coded as 1 (permanent job). Respondents who have short-term contracts are coded according to whether they consider their job to be of a permanent nature.

JOBTMP2 - How second job not permanent

- (1) **Seasonal work**
- (2) **Fixed contract (period or task)**
- (3) **Agency temping**
- (4) **Casual work**
- (5) **Some other way not permanent**

FREQUENCY: Each quarter from Spring 01

COVERAGE: Applies to all respondents who said their second job was not permanent in some way (JOBTYP2 = 2).

NOTES: Those who regard their job as not permanent are asked to specify in what way it is not permanent. If, at this stage, the respondent volunteers an answer relating to his or her personal circumstances e.g. retired, the interviewer is asked to return to JOBTYP and stress the first clause again.

HOURS IN SECOND JOB

ACTHR2 - Actual hours in second job including overtime

- (0-96) Hours
- (97) 97 or more hours
- (99) Don't know or refusal

FREQUENCY: Each quarter from Spring 92

COVERAGE: Applies to all respondents whose second job was not due to a change in jobs in the reference week and is not doing paid work in addition to that done on a New Deal scheme (Y2JOB = 2 AND YTETJB = 1 AND NEWDEA4 ≠ 1, 6 or 19).

NOTES: This variable includes both paid and unpaid overtime.

In SuperCROSS this variable is called ACTHR2C and ACTHR2S. See note on page 2 for more information on SuperCROSS variables.

HOME WORKERS – SECOND JOB

HOME2 - Whether working from home in additional job

- (1) In your home
- (2) In the same grounds or buildings as your home
- (3) In different place using home as a base
- (4) Or somewhere quite separate from home

FREQUENCY: Spring and Autumn quarters only from Spring 92 to Winter 96. Each quarter from Spring 97

COVERAGE: Applies to all respondents whose second job was not due to a change in jobs in the reference week and is not doing paid work in addition to that done on a New Deal scheme (Y2JOB = 2 AND YTETJB = 1 AND NEWDEA4 ≠ 1, 6 or 19).

HOMED2(1-3) - Work at least one day at home in reference week

- (1) Own home
- (2) Same grounds or buildings
- (3) Different places using home as a base
- (4) Not worked at home during reference week

FREQUENCY: Spring and Autumn quarters only from Spring 97 to Autumn 99. Spring quarters only from Spring 2000

COVERAGE: Applies to all respondents whose second job was not due to a change in jobs in the reference week and is not doing paid work in addition to that done on a New Deal scheme (Y2JOB = 2 AND YTETJB = 1 AND NEWDEA4 ≠ 1, 6 or 19).

In SuperCROSS an additional variable called HOMED2M is available. See note on page 2 for more information on SuperCROSS variables.

TELQA2 - Whether respondent uses both a telephone and a computer to carry out work at home

- (1) Yes
- (2) No

FREQUENCY: Spring and Autumn quarters in 97. Spring quarters only from Spring 98

COVERAGE: Applies to all respondents who work mainly from home in their regular additional job or did so during the reference week (HOME2=1 or 3 OR HOMED2=1 or 3).

TELQB2 - Whether possible to work at home without using both telephone and computer

- (1) Yes
- (2) No

FREQUENCY: Spring and Autumn quarters in 1997. Spring quarters only from Spring 98

COVERAGE: Applies to all respondents who use both a telephone and a computer for work at home (TELQA2=1).

ATFRM2 - Who working for from home in additional job

- (1) **Family business**
- (2) **Outside firm or organisation**
- (3) **Own account**

FREQUENCY: Spring only in 92. Spring and Autumn quarters from Spring 93 to Autumn 99. Spring quarters only from Spring 2000

COVERAGE: Applies to all respondents who work mainly from home in their regular additional job or did so during the reference week (HOME2=1 or 3 OR HOMED2=1 or 3).

SMEST2 - Type of work done from same grounds etc in additional job

- (1) **Own or rent a business**
- (2) **Have a living-in job**
- (3) **Accommodation provided by employer**

FREQUENCY: Spring only in 92. Spring and Autumn quarters from Spring 93 to Autumn 99. Spring quarters only from Spring 2000

COVERAGE: Applies to all respondents who work mainly in the same grounds or buildings as their home in their regular additional job or did so during the reference week (HOME2 = 2 or HOMED2 = 2).

LOCATION OF SECOND JOB

REGWK2R - Region of workplace for second job (reported)

1992 only	1993 onwards
(1) Tyne & Wear	(1) Tyne & Wear
(2) Rest of Northern region	(2) Rest of Northern region
(3) South Yorkshire	(3) South Yorkshire
(4) West Yorkshire	(4) West Yorkshire
(5) Rest of Yorkshire & Humberside	(5) Rest of Yorkshire & Humberside
(6) East Midlands	(6) East Midlands
(7) East Anglia	(7) East Anglia
(8) Inner London	(8) Central London
(9) Outer London	(9) Inner London (not central)
(10) Rest of South East	(10) Outer London
(11) South West	(11) Rest of South East
(12) West Midlands (met county)	(12) South West
(13) Rest of West Midlands	(13) West Midlands (met county)
(14) Greater Manchester	(14) Rest of West Midlands
(15) Merseyside	(15) Greater Manchester
(16) Rest of North West	(16) Merseyside
(17) Wales	(17) Rest of North West
(18) Strathclyde	(18) Wales
(19) Rest of Scotland	(19) Strathclyde
(20) Northern Ireland	(20) Rest of Scotland
(21) Workplace outside UK	(21) Northern Ireland
	(22) Workplace outside UK

FREQUENCY: Spring and Autumn quarters only from Spring 92 to Spring 93 (on ONS datasets only). Spring & Autumn quarters only from Autumn 93 to Autumn 96. Each quarter from Spring 97

COVERAGE: Applies to all respondents in employment with a regular additional job.

NOTES: With the removal of the Census Matrix Edit REGWK2R supersedes the variable REGWK2.

This variable is derived from STAT2, HOME, URESMC, INDM92M, UALDWK2 & WKPL99. From Spring 2000 UALDWK2 is used in the derivation of this variable; prior to this LADWK2 is used.

Central London is defined by the Department of Transport as the area within the bounds of the main London British Rail train termini.

REGWK2 and REGWK2T have been combined from 1993 onwards.

This variable is not available in SPSS or on public datasets in Summer 1999.

REGWK2 - Region of workplace for second job**1992 only**

- (1) Tyne & Wear
- (2) Rest of Northern region
- (3) South Yorkshire
- (4) West Yorkshire
- (5) Rest of Yorkshire & Humberside
- (6) East Midlands
- (7) East Anglia
- (8) Inner London
- (9) Outer London
- (10) Rest of South East
- (11) South West
- (12) West Midlands (met county)
- (13) Rest of West Midlands
- (14) Greater Manchester
- (15) Merseyside
- (16) Rest of North West
- (17) Wales
- (18) Strathclyde
- (19) Rest of Scotland
- (20) Northern Ireland
- (21) Workplace outside UK

1993 onwards

- (1) Tyne & Wear
- (2) Rest of Northern region
- (3) South Yorkshire
- (4) West Yorkshire
- (5) Rest of Yorkshire & Humberside
- (6) East Midlands
- (7) East Anglia
- (8) Central London
- (9) Inner London (not central)
- (10) Outer London
- (11) Rest of South East
- (12) South West
- (13) West Midlands (met county)
- (14) Rest of West Midlands
- (15) Greater Manchester
- (16) Merseyside
- (17) Rest of North West
- (18) Wales
- (19) Strathclyde
- (20) Rest of Scotland
- (21) Northern Ireland
- (22) Workplace outside UK

FREQUENCY: Spring quarters only from Spring 92 to Spring 04 (on ONS datasets only).

COVERAGE: Applies to all respondents in employment with a regular additional job.

NOTES: This variable is only available on ONS datasets.

With the removal of the Census Matrix Edit REGWK2R supersedes the variable REGWK2.

The notes for REGWK2R also apply to this variable.

GORWK2R - Region of workplace for second job (reported)

- (1) Tyne & Wear
- (2) Rest of North East
- (3) Greater Manchester
- (4) Merseyside
- (5) Rest of North West
- (6) South Yorkshire
- (7) West Yorkshire
- (8) Rest of Yorkshire & Humberside
- (9) East Midlands
- (10) West Midlands (met county)
- (11) Rest of West Midlands
- (12) East of England
- (13) Central London
- (14) Inner London
- (15) Outer London
- (16) South East
- (17) South West
- (18) Wales
- (19) Strathclyde
- (20) Rest of Scotland
- (21) Northern Ireland
- (22) Workplace outside UK

FREQUENCY: Spring and Autumn quarters only from Autumn 93 to Autumn 97. Each quarter from Spring 98

COVERAGE: Applies to all respondents in employment.

NOTES: With the removal of the Census Matrix Edit GORWK2R supersedes the variable GORWK2.

This variable is derived from STAT2, HOME2, GOVTOR, INDM92S, UALDWK2 & WKPL99. From Spring 2000 UALDWK2 is used in the derivation of this variable; prior to this LADWK2 was used.

This variable is based on Government Office Regions. Central London is defined by the Department of Transport as the area within the bounds of the main London British Rail train termini.

GORWK2 - Region of workplace for second job

- (1) Tyne & Wear
- (2) Rest of North East
- (3) Greater Manchester
- (4) Merseyside
- (5) Rest of North West
- (6) South Yorkshire
- (7) West Yorkshire
- (8) Rest of Yorkshire & Humberside
- (9) East Midlands
- (10) West Midlands (met county)
- (11) Rest of West Midlands
- (12) East of England
- (13) Central London
- (14) Inner London
- (15) Outer London
- (16) South East
- (17) South West
- (18) Wales
- (19) Strathclyde
- (20) Rest of Scotland
- (21) Northern Ireland
- (22) Workplace outside UK

FREQUENCY: Spring quarters only from Spring 94 to Spring 04 (on ONS datasets only).

COVERAGE: Applies to all respondents in employment.

NOTES: This variable is only available on ONS datasets.

With the removal of the Census Matrix Edit GORWK2R supersedes the variable GORWK2.

The notes for GORWK2R also apply to this variable.

SEEKING/NOT SEEKING WORK

REASON FOR SEEKING A REPLACEMENT/ADDITIONAL PAID JOB

DIFJOB - Whether looking for different or additional paid job or business

- (1) Yes
- (2) No

FREQUENCY: Each quarter from Spring 92

COVERAGE: Applies to all respondents in employment.

NOTES: Looking for a different or additional paid job or business may cover a wide range of activities, from looking through newspaper advertisements to actively writing to prospective employers and attending interviews. It represents something more than simply feeling dissatisfied with the present job but beyond the respondent deciding whether he or she was looking for work. Self-employed people may interpret 'looking for additional business' as trying to increase their present business. They are coded 1 only if they were looking for a different business last week, and not just for additional clients.

ADDJOB - Whether seeking replacement or additional job

- (1) A new job to replace your present (main) job
- (2) An additional job

FREQUENCY: Each quarter from Spring 92

COVERAGE: Applies to all respondents who were looking for an additional or different job or business in the reference week (DIFJOB = 1).

LOOKM(1-3) - Reasons for looking for different job

- (1) Present job may come to an end
- (2) Present job is to fill time before finding another job
- (3) Pay unsatisfactory in present job
- (4) Journey to work unsatisfactory in present job
- (5) Respondent wants to work longer hours than in present job
- (6) Respondent wants to work shorter hours than in present job
- (7) Other aspects of present job unsatisfactory
- (8) Other reasons

FREQUENCY: Each quarter from Spring 92

COVERAGE: Applies to all respondents who were looking for a new job to replace their present main job (ADDJOB = 1).

NOTES: Respondents may give up to three responses. Prior to Spring 97 this variable was coded as LOOKM (0-2).

In SuperCROSS an additional variable called LOOKMM is available. See note on page 2 for more information on SuperCROSS variables.

PREFHR - Preferred working hours in new job being looked for

- (1) **Longer**
- (2) **Shorter**
- (3) **The same**
- (4) **Don't know, no preference**

FREQUENCY: Each quarter from Spring 92 to Winter 92. Summer and Winter quarters from Summer 93 to Winter 95. Each quarter from Spring 96

COVERAGE: Applies to all respondents who did not give longer/shorter hours as their reason for looking for another job (LOOKM \neq 5 or 6).

LESPAY - Whether accept less pay for shorter hours in new job being sought

- (1) **Would still prefer shorter hours**
- (2) **Would not prefer shorter hours**
- (3) **Don't know**

FREQUENCY: Each quarter from Spring 92 to Winter 92. Summer and Winter quarters from Summer 93 (Summer only in 98 & 99). Each quarter from Spring 2000

COVERAGE: Applies to all respondents who were looking for a different job with shorter hours to replace their present one (LOOKM = 6 or PREFHR = 2).

WHETHER LOOKING

LOOK4 - Whether looking for paid work in last four weeks

- (1) Yes
- (2) No

FREQUENCY: Each quarter from Spring 92

COVERAGE: Applies to all respondents who did unpaid work in the reference week or have no current job (EVERWK = 1 or 2 OR OWNBUS = 1 OR RELBUS = 1).

LKYT4 - Whether looking for a place on a Government scheme in last four weeks

- (1) Yes
- (2) No

FREQUENCY: Each quarter from Spring 92

COVERAGE: Applies to all respondents not seeking work in the four weeks prior to the reference week and are aged between 16 and 59 (LOOK4 = 2 AND AGE = 16 - 59).

EMPLOYMENT STATUS

TYEMPS - Type of employment sought

- (1) Self employment
- (2) Full-time employee
- (3) Part-time employee
- (4) Employee - no preference
- (5) Employee - time not stated
- (6) Full-time - no preference
- (7) Part-time - no preference
- (8) No preference - no preference
- (9) No preference - time not stated
- (10) Type of employment not stated
- (11) Looking for a place on a government scheme/being assessed by ET training agent

FREQUENCY: Each quarter from Spring 92

COVERAGE: Applies to all respondents who are looking for employment.

NOTES: "Time not stated" refers to respondents who did not state whether they were seeking full or part time work. For analysis purposes codes '2, 4, 5, 6, 8 & 9' are usually treated as 'full-time' and codes '3 & 7' as part-time.

This variable is derived from AGE, WRKING, JBAWAY, DIFJOB, NEWDEA4, YTETMP, YTETJB, LKSELA, LKFTPA, LOOK4, LKYT4, WAIT, LKSELCL, LKFTPC, LIKEWK & NOLWM.

LKSELA - Whether looking for work as employee or self employed

- (1) As an employee
- (2) As self-employed
- (3) No preference

FREQUENCY: Each quarter from Spring 92

COVERAGE: Applies to all respondents looking for paid work in the last four weeks (DIFJOB = 1 OR LOOK4 =1 AND JBAWAY ≠ 3).

LKSELCL - Will be starting work as an employee or self-employed

- (1) As an employee
- (2) As self-employed

FREQUENCY: Each quarter from Spring 92

COVERAGE: Applies to all respondents who are waiting to take up a job (WAIT = 1 OR JBAWAY = 3).

LKFTPA - Whether looking for full or part time work

- (1) **Full-time**
- (2) **Part-time**
- (3) **No preference**

FREQUENCY: Each quarter from Spring 92

COVERAGE: Applies to all respondents who were seeking work as an employee or had no preference over working as an employee or self-employed (LKSELA = 1 or 3).

LKFTPC - Will be starting full or part time work

- (1) **Full-time**
- (2) **Part-time**

FREQUENCY: Each quarter from Spring 92

COVERAGE: Applies to all respondents who would be willing to work as an employee (LKSELC = 1).

AXPA - Whether would accept part time work

- (1) **Yes**
- (2) **No**

FREQUENCY: Each quarter from Spring 92 to Winter 97 (not Spring 93). Spring quarters only from Spring 98

COVERAGE: Applies to all respondents that would like a full time job (LKFTPA = 1).

NOTES: Respondents are asked whether they would accept a part time job if they could not find a full time one. It differs from AXPB which asks a similar question of those who have already found a full time job.

AXPB - Whether would have accepted part time work

- (1) **Yes**
- (2) **No**

FREQUENCY: Each quarter from Spring 92 to Winter 97 (not Spring 93). Spring quarters only from Spring 96

COVERAGE: Applies to all respondents that have found a full-time job (LKFTPC= 1).

NOTES: Respondents are asked whether they would have accepted a part time job if they had been unable to find a full time one. It differs from AXPA, which asks a similar question of those who are still looking for a full time job.

AXFA - Whether would accept full time work

- (1) **Yes**
- (2) **No**

FREQUENCY: Each quarter from Spring 92 to Winter 97 (not Spring 93). Spring quarters only from Spring 98

COVERAGE: Applies to all respondents that would like a part time job (LKFTPA = 2).

NOTES: Respondents are asked whether they would have accepted a full time job if they had been unable to find a part time one. It differs from AXFB, which asks a similar question of those who have already found a part time job.

AXFB - Whether would have accepted full time work

- (1) **Yes**
- (2) **No**

FREQUENCY: Each quarter from Spring 92 to Winter 97 (not Spring 93). Spring quarters only from Spring 96

COVERAGE: Applies to all respondents that have found a part-time job (LKFTPC = 2).

NOTES: Respondents are asked whether they would have accepted a full time job if they had been unable to find a part time one. It differs from AXFA, which asks a similar question of those who are still looking for a part time job.

UNDEREMPLOYMENT

UNDEMP - Whether would like to work longer hours, at current basic rate of pay, given the opportunity

- (1) Yes
- (2) No

FREQUENCY: Each quarter from Spring 96

COVERAGE: Applies to all respondents who are not looking for a different or additional job (DIFJOB=2).

UNDHRS - Number of extra hours would like to work

- (0-96) Hours of work
- (97) 97 or more

FREQUENCY: Each quarter from Spring 96

COVERAGE: Applies to all respondents who would like to work longer hours (UNDEMP = 1 OR LOOKM = 5 OR PREFHR = 1 OR ADDJOB = 2).

In SuperCROSS this variable is called UNDHRSC and UNDHRSS. See note on page 2 for more information on SuperCROSS variables.

UNDY98(1-9) - Reasons for not looking for additional or different job with longer hours

- (1) Would like to work longer hours in existing job
- (2) Feel that there is no work available given qualifications and/or experience
- (3) Believe that no work is available nearby
- (4) Waiting for the results of examinations already taken
- (5) Waiting for the results of job application
- (6) Waiting for the outcome of measures to start up a business
- (7) Have health problems
- (8) Do not want to look for work immediately
- (9) Other reason

FREQUENCY: Each quarter from Spring 98

COVERAGE: Applies to all respondents who are not seeking another job but wants longer hours (UNDEMP = 1).

In SuperCROSS an additional variable called UNDY98M is available. See note on page 2 for more information on SuperCROSS variables.

UNWYMN - Main reason for not looking for additional or different job with longer hours

- (1) **Would like to work longer hours in existing job**
- (2) **Feel that there is no work available given qualifications and/or experience**
- (3) **Believe that no work is available nearby**
- (4) **Waiting for the results of examinations already taken**
- (5) **Waiting for the results of job application**
- (6) **Waiting for the outcome of measures to start up a business**
- (7) **Have health problems**
- (8) **Do not want to look for work immediately**
- (9) **Other reason**

FREQUENCY: Each quarter from Spring 98

COVERAGE: Applies to all respondents who are not seeking another job but wants longer hours (UNDEMP = 1).

UNDST - Whether available to start working longer hours, or start a job with longer hours, within next two weeks

- (1) **Yes**
- (2) **No**

FREQUENCY: Each quarter from Spring 97

COVERAGE: Applies to all respondents looking for a replacement job with longer hours, or who would work longer hours in their current job, given the opportunity.

UNDNST - Reason unable to start new job in two weeks

- (1) **Must complete education or training**
- (2) **Cannot leave current job within two weeks**
- (3) **Looking after family home**
- (4) **Have health problems**
- (5) **Other reason**

FREQUENCY: Each quarter from Spring 97

COVERAGE: Applies to all respondents who are unable to start an additional or replacement job with longer hours in two weeks (UNDST = 2).

UNDSKHR - Approached employer about working more hours

- (1) **Yes**
- (2) **No**

FREQUENCY: Each quarter from Spring 2000 to Winter 2000 (on ONS datasets only). Each quarter from Spring 01

COVERAGE: Applies to all respondents who are employees and want to work longer hours.

UNDABL - Whether employer able to increase hours

- (1) **Yes**
- (2) **No**

FREQUENCY: Each quarter from Spring 98

COVERAGE: Applies to all respondents who are employees and want to work longer hours.

EXTHRS - Main reason for not taking up extra hours with current employer

- (1) **Must complete education or training**
- (2) **Looking after family / home**
- (3) **Health problems**
- (4) **Other reason**
- (5) **Don't know**

FREQUENCY: Each quarter from Spring 99

COVERAGE: Applies to all respondents whose employer is able to offer increased hours (UNDABL = 1).

LESPAY2 - Whether prefer to work shorter hours than at present in current job

- (1) **Yes**
- (2) **No**

FREQUENCY: Each quarter from Spring 2000 to Winter 2000 (on ONS datasets only). Each quarter from Spring 01

COVERAGE: Applies to all respondents who are not looking for another job and do not want a job with more hours (DIFJOB = 2 AND UNDEMP = 2).

NOTES: This variable is not available on SuperCROSS public datasets in 2001, Summer 02 and Winter 02.

LESPAY3 - Whether would work shorter hours for less pay

- (1) **Yes**
- (2) **No**

FREQUENCY: Each quarter from Spring 2000 to Winter 2000 (on ONS datasets only). Each quarter from Spring 01

COVERAGE: Applies to all respondents who would prefer to work shorter hours (LESPAY2 = 1).

NOTES: This variable is not available on SuperCROSS public datasets in 2001, Summer 02 and Winter 02.

OVHRS - How many fewer hours would you like to work

- (97) 97 or more
- (99) Don't know / No answer

FREQUENCY: Each quarter from Spring 2000 to Winter 2000 (on ONS datasets only). Each quarter from Spring 01

COVERAGE: Applies to all respondents who would work shorter hours for less pay or would work shorter hours in current job for less pay (LESPAY = 1 OR LESPAY3 = 1).

NOTES: In SuperCROSS an additional variable called OVHRSC is available. See note on page 2 for more information on SuperCROSS variables.

This variable is not available on SuperCROSS public datasets in 2001, Summer 02 and Winter 02.

OVST - Could start new job working shorter hours in two weeks

- (1) Yes
- (2) No

FREQUENCY: Each quarter from Spring 2000 to Winter 2000 (on ONS datasets only). Each quarter from Spring 01

COVERAGE: Applies to all respondents who would work shorter hours for less pay or would work shorter hours in current job for less pay (LESPAY = 1 OR LESPAY3 = 1).

NOTES: This variable is not available on SuperCROSS public datasets in 2001, Summer 02 and Winter 02.

OVNST - Main reason couldn't start in two weeks

- (1) Must complete education or training
- (2) Cannot leave your current job within two weeks
- (3) Are looking after your family/home
- (4) Have health problems
- (5) Other reasons

FREQUENCY: Each quarter from Spring 2000 to Winter 2000 (on ONS datasets only). Each quarter from Spring 01

COVERAGE: Applies to all respondents who could not start an additional/replacement job with shorter hours in two weeks (OVST = 2).

NOTES: This variable is not available on SuperCROSS public datasets in 2001, Summer 02 and Winter 02.

OVSKHR - Approached employer about working fewer hours each week

- (1) Yes
- (2) No

FREQUENCY: Each quarter from Spring 2000 to Winter 2000 (on ONS datasets only). Each quarter from Spring 01

COVERAGE: Applies to all respondents who are employees and would work shorter hours for less pay or would work shorter hours in current job for less pay.

NOTES: This variable is not available on SuperCROSS public datasets in 2001, Summer 02 and Winter 02.

OVABL - Employer able to let you work shorter hours

- (1) **Yes**
- (2) **No**

FREQUENCY: Each quarter from Spring 2000 to Winter 2000 (on ONS datasets only). Each quarter from Spring 01

COVERAGE: Applies to all respondents who are employees and would work shorter hours for less pay or would work shorter hours in current job for less pay.

NOTES: This variable is not available on SuperCROSS public datasets in 2001, Summer 02 and Winter 02.

ILO UNEMPLOYMENT

WHEN LEFT LAST JOB

DURUN - Duration of unemployment

- (1) Less than 3 months
- (2) 3 months but less than 6 months
- (3) 6 months but less than 12 months
- (4) 1 year but less than 2 years
- (5) 2 years but less than 3 years
- (6) 3 years but less than 4 years
- (7) 4 years but less than 5 years
- (8) 5 years or more

FREQUENCY: Each quarter from Spring 92

COVERAGE: Applies to all respondents who are unemployed.

NOTES: This variable shows the minimum of the length of time looking for work and the length of time since the respondent's last job.

It is derived from SCHM04, LKTIMA, LKTIMB, AGE, WRKING, JBAWAY, COUNTRY, TECLEC4, YTETMP, YTETJB, NEWDEA4, RELBUS, OWNBUS, START, LOOK4, LKYT4, WAIT & WNLEFT.

DURUN2 - Duration of unemployment

- (1) Less than 3 months
- (2) 3 months but less than 6 months
- (3) 6 months but less than 12 months
- (4) 12 months but less than 18 months
- (5) 18 months but less than 2 years
- (6) 2 years but less than 3 years
- (7) 3 years but less than 4 years
- (8) 4 years but less than 5 years
- (9) 5 years or more

FREQUENCY: Each quarter from Autumn 2000

COVERAGE: Applies to all respondents who are unemployed.

NOTES: This variable was created to provide a better monitor of the New Deal.

It shows the minimum of the length of time looking for work and the length of time since the respondent's last job.

It is derived from SCHM04, LKTIMA, LKTIMB, AGE, WRKING, JBAWAY, COUNTRY, TECLEC4, YTETMP, YTETJB, NEWDEA4, RELBUS, OWNBUS, START, LOOK4, LKYT4, WAIT & WNLEFT.

WNLEFT - When left last job

- (1) Less than 3 months
- (2) 3 months but less than 6 months
- (3) 6 months but less than 12 months
- (4) 1 year but less than 2 years
- (5) 2 years but less than 3 years
- (6) 3 years but less than 4 years
- (7) 4 years but less than 5 years
- (8) 5 years or more
- (9) Never had paid job

FREQUENCY: Each quarter from Spring 92

COVERAGE: Applies to all respondents who did no work in the reference week and were not away from any job or business but have worked in the past.

NOTES: This variable is derived from REFWKY, REFWKM, AGE, WRKING, JBAWAY, COUNTRY, SCHM04, TECLEC4, NEWDEA4, OWNBUS, RELBUS, YTETMP, YTETJB, EVERWK, LEFTM & LEFTYR.

This variable is not available on SuperCROSS from Spring 92 to Autumn 92.

WNLEFT2 - When left last job

- (1) Less than 3 months
- (2) 3 months but less than 6 months
- (3) 6 months but less than 12 months
- (4) 12 months but less than 18 months
- (5) 18 months but less than 2 years
- (6) 2 years but less than 3 years
- (7) 3 years but less than 4 years
- (8) 4 years but less than 5 years
- (9) 5 years or more
- (10) Never had paid job

FREQUENCY: Each quarter from Autumn 2000

COVERAGE: Applies to all respondents who did no work in the reference week and were not away from any job or business but have worked in the past.

NOTES: This variable was created to provide a better monitor of the New Deal.

This variable is derived from REFWKY, REFWKM, AGE, WRKING, JBAWAY, COUNTRY, SCHM04, TECLEC4, NEWDEA4, OWNBUS, RELBUS, YTETMP, YTETJB, EVERWK, LEFTM & LEFTYR.

LEFTYR - Year left last job

Year in which left last job (last two digits)

FREQUENCY: Each quarter from Spring 92

COVERAGE: Applies to all respondents who did no work in the reference week, and were not away from any job or business, but have had a paid job in the past (EVERWK =1).

LEFTM - Month left last job

- (1) **January**
- (2) **February**
- (3) **March**
- (4) **April**
- (5) **May**
- (6) **June**
- (7) **July**
- (8) **August**
- (9) **September**
- (10) **October**
- (11) **November**
- (12) **December**

FREQUENCY: Each quarter from Spring 92

COVERAGE: Applies to all respondents did no work in the reference week and who left their last job within eight years of the reference week (LEFTYR <= 8).

LEFTW - Whether left last job in reference week

- (1) **Yes**
- (2) **No**

FREQUENCY: Each quarter from Spring 92

COVERAGE: Applies to all respondents who left their last job within the last month.

NOTES: The coverage of this variable implies that the respondent left their last job within the last four weeks.

OCCUPATION IN LAST JOB

SOCLAST - Occupation in last job

(100-999) Range of occupation codes

FREQUENCY: Each quarter from Spring 92 to Winter 2000. Each quarter from Spring 01 to Winter 03 (on ONS datasets only).

COVERAGE: Applies to all respondents who did no work in the reference week and were not away from any job or business but have worked in the past 8 years.

NOTES: This variable is derived from STAT, EVERWK & OCOD.

LFS User Guide Volume 5 (LFS Classifications) gives a complete breakdown of occupation codes.

From Autumn 92 to Spring 99 inclusive, the row '304 Civil engineers' has been incorrectly labelled as '302 Civil engineers'.

SOC2KL - Occupation (last job)

(1111-9259) Range of occupation codes

FREQUENCY: Each quarter from Spring 01

COVERAGE: Applies to all respondents who did no work in the reference week and were not away from any job or business but have worked in the past 8 years.

NOTES: This variable replaces SOCLAST and is derived from STAT, EVERWK & OCOD2KM.

LFS User Guide Volume 5 (LFS Classifications) gives a complete breakdown of occupation codes.

The new SOC2000 variables were introduced into the Labour Force Survey in Spring 2001, because SOC90 became outdated. The extensive revisions to the Standard Occupational Classification (SOC) include a tighter definition of managerial occupations and moving many job titles between major groups to reflect the repositioning of certain jobs. New occupations have been introduced in the fields of computing, environment and conservation and customer service occupations. Most of the major groups have been re-named and all have a different composition in terms of job titles compared with their SOC90 counterparts. There is no exact correspondence between SOC90 and SOC2000 at any level.

SC2KLMJ - Major occupation group (last job)

- (1) **Managers and Senior Officials**
- (2) **Professional occupations**
- (3) **Associate Professional and Technical**
- (4) **Administrative and Secretarial**
- (5) **Skilled Trades Occupations**
- (6) **Personal Service Occupations**
- (7) **Sales and Customer Service Occupations**
- (8) **Process, Plant and Machine Operatives**
- (9) **Elementary Occupations**

FREQUENCY: Each quarter from Spring 01

COVERAGE: Applies to all respondents who did no work in the reference week and were not away from any job or business but have worked in the past 8 years.

NOTES: This variable replaces SOCMAJL and is derived from SOC2KL.

LFS User Guide Volume 5 (LFS Classifications) gives a complete breakdown of occupation codes.

SC2KLMN - Minor occupation group (last job)

(111 – 999) Range of Occupation Codes

FREQUENCY: Each quarter from Spring 01

COVERAGE: Applies to all respondents who did no work in the reference week and were not away from any job or business but have worked in the past 8 years.

NOTES: This variable replaces SOCMINL and is derived from SOC2KL.

LFS User Guide Volume 5 (LFS Classifications) gives a complete breakdown of occupation codes.

INDUSTRY IN LAST JOB – CONVERSION VARIABLE

From Winter 93 the industrial coding classifications (SIC80) have been completely updated (SIC92). In order to maintain some continuity the variable SICLAST is available on Autumn 93 to convert SIC80 1 digit codes to SIC92 1 digit codes and the variable SIC80L is available from Winter 93 onwards to convert SIC92 1 digit codes to SIC80 1 digit codes.

SIC80L - To compare SIC92 codes to SIC80 codes

- (1) **0: Agriculture, Forestry & fishing**
- (2) **1: Energy & water supply**
- (3) **2: Minerals, ores, metals & chemicals**
- (4) **3: Metal goods, Engineering & vehicles**
- (5) **4: Other manufacturing industries**
- (6) **5: Construction**
- (7) **6: Distribution, hotel & catering, repairs**
- (8) **7: Transport & communication**
- (9) **8: Banking, financial & business services**
- (10) **9: Other services**
- (11) **00: Diplomatic, international**
- (12) **Workplace outside UK**

FREQUENCY: Each quarter from Winter 93

COVERAGE: Applies to all respondents who did no work in the reference week and were not away from any job or business but have worked in the past years.

NOTES: This conversion variable gives reasonable comparisons, not exact conversions.

SIC80L is equivalent to INDIVL. LFS User Guide Volume 5 (LFS Classifications) gives a full industry breakdown of both SIC80 & SIC92 codes.

INDUSTRY IN LAST JOB – SIC92**INDM92L - Industry in last job**

Winter 93	
(001-458)	Range of industry codes
(460)	No answer, NA
(461)	Workplace outside UK
Spring 94 to Summer 94	
(001-458)	Range of industry codes
(460)	No answer, NA
(461)	Workplace outside UK
(462)	Does not apply
Autumn 94 onwards	
(001-458)	Range of industry codes
(459)	Inadequate description, No reply
(461)	Workplace outside UK

FREQUENCY: Each quarter from Winter 93

COVERAGE: Applies to all respondents who did no work in the reference week and were not away from any job or business but have worked in the past 8 years.

NOTES: This variable is derived from STAT, EVERWK & ICDM.

LFS User Guide Volume 5 (LFS Classifications) gives a full industry breakdown of both SIC80 & SIC92 codes.

INDS92L - Industry division in last job

Spring 94 to Summer 94	
(01-17)	Range of industry codes
(18)	NA, Inadequate description
(19)	Workplace outside UK
(20)	Does not apply
Winter 93, Autumn 94 onwards	
(01-17)	Range of industry codes
(18)	NA, Inadequate description
(19)	Workplace outside UK

FREQUENCY: Each quarter from Winter 93

COVERAGE: Applies to all respondents who did no work in the reference week and were not away from any job or business but have worked in the past 8 years.

NOTES: This variable is derived from INDM92L.

LFS User Guide Volume 5 (LFS Classifications) gives a full industry breakdown of both SIC80 & SIC92 codes.

INDD92L - Industry class in last job**Spring 94 to Summer 94**

(01-60)	Range of industry codes
(61)	NA, Inadequate description
(62)	Workplace outside UK
(63)	Does not apply

Winter 93, Autumn 94 onwards

(01-60)	Range of industry codes
(61)	NA, Inadequate description
(62)	Workplace outside UK

FREQUENCY: Each quarter from Winter 93

COVERAGE: Applies to all respondents who did no work in the reference week and were not away from any job or business but have worked in the past 8 years.

NOTES: This variable is derived from INDM92L.

LFS User Guide Volume 5 (LFS Classifications) gives a full industry breakdown of both SIC80 & SIC92 codes.

INDG92L - Industry group in last job**Spring 94 to Summer 94**

(001-207)	Range of industry codes
(208)	NA, Inadequate description
(209)	Workplace outside UK
(210)	Does not apply

Winter 93, Autumn 94 onwards

(001-207)	Range of industry codes
(208)	NA, Inadequate description
(209)	Workplace outside UK

FREQUENCY: Each quarter from Winter 93

COVERAGE: Applies to all respondents who did no work in the reference week and were not away from any job or business but have worked in the past 8 years.

NOTES: This variable is derived from INDM92L.

LFS User Guide Volume 5 (LFS Classifications) gives a full industry breakdown of both SIC80 & SIC92 codes.

EMPLOYMENT STATUS IN LAST JOB

STATLR - Employment status last job (reported)

- (1) **Employee**
- (2) **Self-employed**
- (3) **Government scheme**
- (4) **Unpaid family worker**

FREQUENCY: Each quarter from Spring 92

COVERAGE: Applies to all respondents who did no work in the reference week and were not away from any job or business but have worked in the past 8 years.

NOTES: From Spring 92 to Winter 00, this variable was called NSTATL. NSTATL was processed through the Census Matrix Edit which checks the respondents occupation and their employment status for inconsistencies. With the removal of the edit STATLR supersedes the variable NSTATL.

The filter EVERWK = 1 is applied to the questionnaire variable STAT to distinguish between current/last job. STATR is employment status in current job as reported. STATLR is employment status in last job as reported.

NSTATL - Employment status in last job

- (1) **Employee**
- (2) **Self employed**
- (3) **Government scheme**
- (4) **Unpaid family worker**

FREQUENCY: Spring quarters only from Spring 92 to Spring 04 (on ONS datasets only).

COVERAGE: Applies to all persons who did no work in the reference week and were not away from any job or business but have worked in the past 8 years.

NOTES: This variable is only available on ONS datasets.

The notes for STATLR also apply to this variable.

MANAGLR - Managerial status last job (reported)

- (1) **Manager**
- (2) **Foreman or supervisor**
- (3) **Not manager or supervisor**

FREQUENCY: Each quarter from Spring 92

COVERAGE: Applies to all respondents who are employees (STAT = 1).

NOTES: With the removal of the Census Matrix Edit MANAGLR supersedes the variables MANAGE & NMANAGEL. The filter EVERWK = 1 is applied to the questionnaire variable MANAGE to distinguish between current/last job. MANAGER is managerial status in current job as reported. MANAGLR is managerial status in last job as reported.

MPNLR02 - Number of employees last job (reported)

- (1) 1-10
- (2) 11-19
- (3) 20-24
- (4) Don't know but under 25
- (5) 25-49
- (6) 50-249
- (7) 250-499
- (8) Don't know but between 50 and 499
- (9) 500 or more

FREQUENCY: Each quarter from Spring 02

COVERAGE: Applies to all respondents currently in work or who have worked in the last 8 years.

NOTES: With the removal of the Census Matrix Edit MPNLR02 supersedes the variables MPNE02 & MPNS02. The filter EVERWK = 1 is applied to the questionnaire variables MPNO & MPN to distinguish between current/last job. MPNR02 is number of employees in current job as reported. MPNLR02 is number of employees in last job as reported.

This variable is derived from EVERWK, STAT & SOLO.

SOLOLR - Self-employed with or without employees last job (reported)

- (1) On own, with partner(s) but no employees
- (2) With employees

FREQUENCY: Each quarter from Spring 92

COVERAGE: Applies to all respondents currently in work or who have worked in the last 8 years.

NOTES: With the removal of the Census Matrix Edit SOLOR supersedes the variables NSOLOL & SOLO. The filter EVERWK = 1 is applied to the questionnaire variable SOLO to distinguish between current/last job. SOLOR is whether self-employed with/without employees in current job as reported. SOLOLR is whether self-employed with/without employees in last job as reported.

MAIN METHODS OF SEEKING WORK

LKWFWM - Main method of looking for work in the last four weeks

Spring 92 to Spring 94

- (1) Visit a Jobcentre/Jobmarket or Training and Employment Agency office
- (2) Visit a Jobclub
- (3) Have your name on the books of a private employment agency
- (4) Advertise for jobs in newspapers and journals
- (5) Answer advertisements in newspapers and journals
- (6) Study situations vacant in newspapers or journals
- (7) Apply directly to employers
- (8) Ask friends, relatives, colleagues or trade unions about jobs
- (9) Wait for the results of an application for a job
- (10) Look for premises or equipment
- (11) Seek any kind of permit
- (12) Try to get a loan or other financial backing for a job or business
- (13) Do anything else to find work
- (14) Not looked in last 4 weeks

Summer 94 onwards

- (1) Visit a Jobcentre/Jobmarket or Training and Employment Agency office
- (2) Visit a Careers office
- (3) Visit a Jobclub
- (4) Have your name on the books of a private employment agency
- (5) Advertise for jobs in newspapers and journals
- (6) Answer advertisements in newspapers and journals
- (7) Studying situations vacant in newspapers or journals
- (8) Apply directly to employers
- (9) Ask friends, relatives, colleagues or trade unions about jobs
- (10) Wait for the results of an application for a job
- (11) Look for premises or equipment
- (12) Seek any kind of permit
- (13) Try to get a loan or other financial backing for a job or business
- (14) Do anything else to find work
- (15) Not looked in last 4 weeks

FREQUENCY: Each quarter from Spring 92

COVERAGE: Applies to all respondents who are looking for work or a place on a government scheme.

NOTES: This variable is derived from AGE, WRKING, JBAWAY, DIFJOB, SCHM04, YTETMP, YTETJB, LKSELA, LKSELC, LOOK4, LKYT4, NEWDEA4 & METHM.

The category '(2) Visit a Careers office' was introduced in the Summer 94 quarter.

METHMP(01-11) - Method of looking for work (employees or Government scheme)

Spring 92 to Spring 94

- (1) Visit a Jobcentre/Jobmarket or Training and Employment Agency office**
- (2) Visit a Jobclub**
- (3) Have your name on the books of a private employment agency**
- (4) Advertise for jobs in newspapers or journals**
- (5) Answer advertisements in newspapers and journals**
- (6) Study situations vacant in newspapers or journals**
- (7) Apply directly to employers**
- (8) Ask friends, relatives, colleagues or trade unions about jobs**
- (9) Wait for the results of an application for a job**
- (13) Do anything else to find work**

Summer 94 onwards

- (1) Visit a Jobcentre/Jobmarket or Training and Employment Agency office**
- (2) Visit a Careers office**
- (3) Visit a Jobclub**
- (4) Have your name on the books of a private employment agency**
- (5) Advertise for jobs in newspapers or journals**
- (6) Answer advertisements in newspapers and journals**
- (7) Study situations vacant in newspapers or journals**
- (8) Apply directly to employers**
- (9) Ask friends, relatives, colleagues or trade unions about jobs**
- (10) Wait for the results of an application for a job**
- (14) Do anything else to find work**

FREQUENCY: Each quarter from Spring 92

COVERAGE: Applies to all respondents looking for work as an employee or for a place on a government scheme in the last four weeks.

NOTES: Respondents can give as many responses as there are categories, but these are not recorded in any order of priority; this is done in the variable MAINME.

As with LKWFWM the method of looking for work variables have been increased by one category '(2) Careers office' from Summer 94. This variable was called METHMP (0-9) from Spring 92 to Spring 94 and METHMP (00-10) from Summer 94 to Winter 96.

In SuperCROSS an additional variable called METHMPM is available. See note on page 2 for more information on SuperCROSS variables.

METHSE(1-6) - Method of looking for work (self employment)

Spring 92 to Spring 94

- (4) Advertise for jobs in newspapers or journals**
- (5) Answer advertisements in newspapers and journals**
- (10) Look for premises or equipment**
- (11) Seek any kind of permit**
- (12) Try to get a loan or other financial backing for a job or business**
- (13) Do anything else to find work**

Spring 97 onwards

- (5) Advertise for jobs in newspapers or journals**
- (6) Answer advertisements in newspapers and journals**
- (11) Look for premises or equipment**
- (12) Seek any kind of permit**
- (13) Try to get a loan or other financial backing for a job or business**
- (14) Do anything else to find work**

FREQUENCY: Each quarter from Spring 92

COVERAGE: Applies to all respondents looking for self-employed work in the last four weeks.

NOTES: Respondents can give as many responses as there are categories, but these are not recorded in any order of priority; this is done in the variable MAINMS.

From Spring 92 to Winter 96 this variable was called METHSE(0-5).

In SuperCROSS an additional variable called METHSEM is available. See note on page 2 for more information on SuperCROSS variables.

METHAL(01-14) - Method of looking for work (no preference)

Spring 92 to Spring 94

- (1) Visit a Jobcentre**
- (2) Visit a Jobclub**
- (3) Have your name on the books of a private employment agency**
- (4) Advertise for jobs in newspapers or journals**
- (5) Answer advertisements in newspapers and journals**
- (6) Study situations vacant in newspapers or journals**
- (7) Apply directly to employers**
- (8) Ask friends, relatives, colleagues or trade unions about jobs**
- (9) Wait for the results of an application for a job**
- (10) Look for premises or equipment**
- (11) Seek any kind of permit**
- (12) Try to get a loan or other financial backing for a job or business**
- (13) Do anything else to find work**

Summer 94 onwards

- (1) Visit a Jobcentre**
- (2) Visit a Careers office**
- (3) Visit a Jobclub**
- (4) Have your name on the books of a private employment agency**
- (5) Advertise for jobs in newspapers or journals**
- (6) Answer advertisements in newspapers and journals**
- (7) Study situations vacant in newspapers or journals**
- (8) Apply directly to employers**
- (9) Ask friends, relatives, colleagues or trade unions about jobs**
- (10) Wait for the results of an application for a job**
- (11) Look for premises or equipment**
- (12) Seek any kind of permit**
- (13) Try to get a loan or other financial backing for a job or business**
- (14) Do anything else to find work**

FREQUENCY: Each quarter from Spring 92

COVERAGE: Applies to all respondents looking for work as an employee or self-employed in the last four weeks.

NOTES: Respondents can give as many responses as there are categories, but these are not recorded in any order of priority; this is done in the variable MAINMA.

As with LKWFWM the method of looking for work variables have been increased by one category '(2) Careers office' from Summer 94. This variable was called METHAL(00-12) from Spring 92 to Spring 94 and METHAL (00-13) from Summer 94 to Winter 96.

In SuperCROSS an additional variable called METHALM is available. See note on page 2 for more information on SuperCROSS variables.

MAINME - Method of looking for work (employees or Government scheme)

Spring 92 to Spring 94

- (1) Visit a Jobcentre/Jobmarket or Training and Employment Agency office
- (2) Visit a Jobclub
- (3) Have your name on the books of a private employment agency
- (4) Advertise for jobs in newspapers or journals
- (5) Answer advertisements in newspapers and journals
- (6) Study situations vacant in newspapers or journals
- (7) Apply directly to employers
- (8) Ask friends, relatives, colleagues or trade unions about jobs
- (9) Wait for the results of an application for a job
- (13) Do anything else to find work

Summer 94 onwards

- (1) Visit a Jobcentre/Jobmarket or Training and Employment Agency office
- (2) Visit a Careers office
- (3) Visit a Jobclub
- (4) Have your name on the books of a private employment agency
- (5) Advertise for jobs in newspapers or journals
- (6) Answer advertisements in newspapers and journals
- (7) Study situations vacant in newspapers or journals
- (8) Apply directly to employers
- (9) Ask friends, relatives, colleagues or trade unions about jobs
- (10) Wait for the results of an application for a job
- (14) Do anything else to find work

FREQUENCY: Each quarter from Spring 92

COVERAGE: Applies to all respondents looking for work as an employee or for a place on a government scheme in the last four weeks.

NOTES: As with LKWFWM all the method of looking for work variables have been increased by one category '(2) Careers office' from Summer 94.

This variable codes the main methods from the responses given in METHMP.

INETME - Use internet to look for work

- (1) Yes
- (2) No

FREQUENCY: Each quarter from Spring 05

COVERAGE: Applies to all respondents looking for work.

MAINMS - Method of looking for work (self employment)

Spring 92 to Spring 94

- (4) Advertise for jobs in newspapers or journals**
- (5) Answer advertisements in newspapers and journals**
- (10) Look for premises or equipment**
- (11) Seek any kind of permit**
- (12) Try to get a loan or other financial backing for a job or business**
- (13) Do anything else to find work**

Summer 94 onwards

- (5) Advertise for jobs in newspapers or journals**
- (6) Answer advertisements in newspapers and journals**
- (11) Look for premises or equipment**
- (12) Seek any kind of permit**
- (13) Try to get a loan or other financial backing for a job or business**
- (14) Do anything else to find work**

FREQUENCY: Each quarter from Spring 92

COVERAGE: Applies to all respondents looking for self-employed work in the last four weeks.

NOTES: As with LKWFWM all the method of looking for work variables have been increased by one category '(2) Careers office' from Summer 94.

This variable codes the main methods from the responses given in METHSE.

MAINMA - Method of looking for work (no preference)

Spring 92 to Spring 94

- (1) Visit a Jobcentre
- (2) Visit a Jobclub
- (3) Have your name on the books of a private employment agency
- (4) Advertise for jobs in newspapers or journals
- (5) Answer advertisements in newspapers and journals
- (6) Study situations vacant in newspapers or journals
- (7) Apply directly to employers
- (8) Ask friends, relatives, colleagues or trade unions about jobs
- (9) Wait for the results of an application for a job
- (10) Look for premises or equipment
- (11) Seek any kind of permit
- (12) Try to get a loan or other financial backing for a job or business
- (13) Do anything else to find work

Summer 94 onwards

- (1) Visit a Jobcentre
- (2) Visit a Careers office
- (3) Visit a Jobclub
- (4) Have your name on the books of a private employment agency
- (5) Advertise for jobs in newspapers or journals
- (6) Answer advertisements in newspapers and journals
- (7) Study situations vacant in newspapers or journals
- (8) Apply directly to employers
- (9) Ask friends, relatives, colleagues or trade unions about jobs
- (10) Wait for the results of an application for a job
- (11) Look for premises or equipment
- (12) Seek any kind of permit
- (13) Try to get a loan or other financial backing for a job or business
- (14) Do anything else to find work

FREQUENCY: Each quarter from Spring 92

COVERAGE: Applies to all respondents looking for work as an employee or self-employed in the last four weeks.

NOTES: As with LKWFWM all the method of looking for work variables have been increased by one category '(2) Careers office' from Summer 94.

This variable codes the main responses given in METHAL.

METHM - Main method of looking for work

Spring 92 to Spring 94

- (1) Visit a Jobcentre
- (2) Visit a Jobclub
- (3) Have your name on the books of a private employment agency
- (4) Advertise for jobs in newspapers or journals
- (5) Answer advertisements in newspapers and journals
- (6) Study situations vacant in newspapers or journals
- (7) Apply directly to employers
- (8) Ask friends, relatives, colleagues or trade unions about jobs
- (9) Wait for the results of an application for a job
- (10) Look for premises or equipment
- (11) Seek any kind of permit
- (12) Try to get a loan or other financial backing for a job or business
- (13) Do anything else to find work

Summer 94 onwards

- (1) Visit a Jobcentre
- (2) Visit a Careers office
- (3) Visit a Jobclub
- (4) Have your name on the books of a private employment agency
- (5) Advertise for jobs in newspapers or journals
- (6) Answer advertisements in newspapers and journals
- (7) Study situations vacant in newspapers or journals
- (8) Apply directly to employers
- (9) Ask friends, relatives, colleagues or trade unions about jobs
- (10) Wait for the results of an application for a job
- (11) Look for premises or equipment
- (12) Seek any kind of permit
- (13) Try to get a loan or other financial backing for a job or business
- (14) Do anything else to find work

FREQUENCY: Each quarter from Spring 92

COVERAGE: Applies to all respondents who are looking for work or a place on a government scheme in the last four weeks.

NOTES: This variable combines the responses of MAINME, MAINMS, MAINMA to give one variable for the main method of seeking work.

AVAILABILITY TO START WORK

WAIT - Whether waiting to take up job

- (1) **Yes**
- (2) **No**

FREQUENCY: Each quarter from Spring 92

COVERAGE: Applies to all respondents not looking for work or a place on a government scheme in the last 4 weeks or are male and aged between 60 and 69 or a female aged between 60 and 64.

NOTES: This question identifies people who, although not looking for work, were waiting to take up a job already obtained. These people are classed as unemployed on the ILO definition if available to start work within 2 weeks. This variable also covers people up to 5 years above retirement age.

JOBSEG - Whether will be starting new job

- (1) **Within three months**
- (2) **Later than three months**

FREQUENCY: Each quarter from Spring 01

COVERAGE: Applies to all respondents who were waiting to take up a job already obtained (WAIT=1 OR JBAWAY = 3).

NOTES: This variable is only available on ONS datasets in Summer 02. This variable is not available on SuperCROSS public datasets in 2001, Summer 02, Autumn 02 and Winter 02.

This variable identifies when a person is due to begin their new job.

LIKEWK - Whether would like work

- (1) **Yes**
- (2) **No**

FREQUENCY: Each quarter from Spring 92

COVERAGE: Applies to all respondents not looking for work or a place on a government scheme in the last 4 weeks and not waiting to start work (WAIT = 2).

NOLOWA (01-10) - Reasons for not looking for work in last 4 weeks

- (1) **Waiting for the results of an application for a job/being assessed by an ET training agent**
- (2) **Student**
- (3) **Looking after the family/home**
- (4) **Temporarily sick or injured**
- (5) **Long-term sick or disabled**
- (6) **Believes no jobs available**
- (7) **Not yet started looking**
- (8) **Doesn't need employment**
- (9) **Retired from paid work**
- (10) **Any other reason**

FREQUENCY: Each quarter from Spring 05

COVERAGE: Applies to respondents who are not waiting to take up a job already obtained (WAIT = 2).

NOTES: NOLOWA and NOLWM replace the variables NOLOOK and NOWANT from Spring 05.

In SuperCROSS an additional variable called NOLOWAM is available. See note on page 2 for more information on SuperCROSS variables.

NOLWM - Main reason not looking for work in last 4 weeks

- (1) **Waiting for the results of an application for a job/being assessed by an ET training agent**
- (2) **Student**
- (3) **Looking after the family/home**
- (4) **Temporarily sick or injured**
- (5) **Long-term sick or disabled**
- (6) **Believes no jobs available**
- (7) **Not yet started looking**
- (8) **Doesn't need employment**
- (9) **Retired from paid work**
- (10) **Any other reason**

FREQUENCY: Each quarter from Spring 05

COVERAGE: Applies to respondents who are not waiting to take up a job already obtained and more than one response is given at NOLOWA.

NOTES: NOLOWA and NOLWM replace the variables NOLOOK and NOWANT from Spring 05.

NOLWF - Not looking for work because of looking after family/home

- (1) **You were caring for children below school age**
- (2) **You were caring for other children**
- (3) **You were caring for a dependent adult relative**
- (4) **Or some other reason**

FREQUENCY: Autumn quarters only from Autumn 05

COVERAGE: Applies to respondents whose main reason for not looking for work is because they are looking after family/home (NOWLM = 3).

NOTES: This variable replaces NOLOKF and NOWNTF.

NWNCRE - Reasons for not looking for work

- (1) **For children are not available or affordable**
- (2) **For ill, disabled or elderly adults are not available or affordable**
- (3) **Care facilities do not influence your decision for working part-time**

FREQUENCY: Autumn quarters only from Autumn 05

COVERAGE: Applies to all respondents who did not look for work as they were looking after the family/home (NOLWF = 1,2 or 3).

NOTES: This variable is included on ONS datasets only.

The need for care services can be a need for normal working hours or for special periods of the day (e.g. early morning), or special periods of the year (e.g. school holidays).

NOLOOK - Reason not looking for work

- (1) **Waiting for the results of an application for a job or being assessed by an ET training agent**
- (2) **Student**
- (3) **Looking after the family/home**
- (4) **Temporarily sick or injured**
- (5) **Long-term sick or disabled**
- (6) **Believes no jobs available**
- (7) **Not yet started looking**
- (8) **Any other reason**

FREQUENCY: Each quarter from Spring 92 to Winter 04.

COVERAGE: Applies to all respondents not looking for work or a place on a government scheme in the last 4 weeks, but who would like a regular full/part-time job (LIKEWK = 1).

NOTES: The label ' (7) not yet started looking' was listed as 'not yet started work' in 1992.

NOLOKF - Not looking for work because of looking after family/home details

- (1) **Caring for 1 or more children below school age**
- (2) **Caring for 1 or more other children**
- (3) **Caring for dependant adult relative**
- (4) **Some other reason**

FREQUENCY: Autumn quarters only from Autumn 92 to Autumn 04.

COVERAGE: Applies to all respondents who said they were not looking for work or a place on a government scheme because they were looking after the family/home (NOLOOK = 3).

NOWANT - Reason not looking for work

- (1) **Waiting for the results of an application for a job or being assessed by an ET training agent**
- (2) **Student**
- (3) **Looking after the family/home**
- (4) **Temporarily sick or injured**
- (5) **Long-term sick or disabled**
- (6) **Doesn't need work**
- (7) **Retired from paid work**
- (8) **Any other reason**

FREQUENCY: Each quarter from Spring 92 to Winter 04.

COVERAGE: Applies to all respondents who said they did not want a regular full/part-time job (LIKEWK = 2).

NOTES: If the respondent has more than one reason then the main one is recorded.

NOWNTF - Not wanting work because of looking after family/home details

- (1) **Caring for 1 or more children below school age**
- (2) **Caring for 1 or more other children**
- (3) **Caring for dependent adult relative**
- (4) **Some other reason**

FREQUENCY: Autumn quarters only from Autumn 92 to Autumn 04.

COVERAGE: Applies to all respondents who said they did not want a regular full/part time job because they are looking after family/home (NOWANT = 3).

START - Whether could start work within the next two weeks

- (1) **Yes**
- (2) **No**

FREQUENCY: Each quarter from Spring 92

COVERAGE: Applies to all respondents who were looking for work or a place on a government scheme in the last 4 weeks, those waiting to start a new job, those not seeking but would like a job and those who are seeking an additional or different paid job.

YSTART - Reason why could not start work within two weeks

- (1) **Must complete education**
- (2) **Cannot leave present job within 2 weeks**
- (3) **Looking after the family/home**
- (4) **Temporarily sick/injured**
- (5) **Long-term sick/injured**
- (6) **Other reason**

FREQUENCY: Each quarter from Spring 92

COVERAGE: Applies to all respondents who are not available to start work or take up a place on a government scheme in the 2 weeks after the reference week (START = 2).

NOTES: This variable only includes people in employment and inactive people. Due to a change in the routing from 1993 onwards the variable DIFJOB should be filtered on 'not = 1' to achieve continuity with 1992 data.

YSTRTF - Cannot start work within two weeks because of looking after family/home details

- (1) **Caring for 1 or more children below school age**
- (2) **Caring for 1 or more other children**
- (3) **Caring for dependent adult relative**
- (4) **Some other reason**

FREQUENCY: Autumn quarters only from Autumn 92

COVERAGE: Applies to all respondents who are not available to start work or take up a place on a government scheme in the 2 weeks after the reference week due to home/family commitments (YSTART = 3).

NOTES: Carers are defined in terms of NOLOKF, NOWNTF and YSTRTF.

FUTWK - Whether respondent thinks they will work in the future

- (1) **Definitely (will work in future)**
- (2) **Probably (will work in future)**
- (3) **Probably not (work in future)**
- (4) **Definitely not (work in future)**
- (5) **Don't know/can't say**

FREQUENCY: Each quarter from Spring 05

COVERAGE: Applies to all respondents who were not looking for paid work or waiting to start a new job or able to start a job in the next two weeks had they been looking (LOOK4 = 2 AND WAIT = 2 OR LOOK4 = 1 AND START = 2).

FWKWEN - When respondent might work in the future

- (1) **Within the next year**
- (2) **More than one year but less than five**
- (3) **More than five years**
- (4) **Don't know**

FREQUENCY: Each quarter from Spring 05

COVERAGE: Applies to all respondents who think they will work in the future or don't know FUTWK = 1,2 or 5.

DETAILS OF JOB SEARCH

LKTIMA - How long looking for work

- (1) Not yet started
- (2) Less than 1 month
- (3) 1 month but less than 3 months
- (4) 3 months but less than 6 months
- (5) 6 months but less than 12 months
- (6) 12 months but less than 18 months
- (7) 18 months but less than 2 years
- (8) 2 years but less than 3 years
- (9) 3 years but less than 4 years
- (10) 4 years but less than 5 years
- (11) 5 years or more

FREQUENCY: Each quarter from Spring 92

COVERAGE: Applies to all respondents who are looking for paid work or a place on a government scheme but not waiting to take up a new job/business already obtained.

LKTIMB - How long looking for work

- (1) Not yet started
- (2) Less than 1 month
- (3) 1 month but less than 3 months
- (4) 3 months but less than 6 months
- (5) 6 months but less than 12 months
- (6) 12 months but less than 18 months
- (7) 18 months but less than 2 years
- (8) 2 years but less than 3 years
- (9) 3 years but less than 4 years
- (10) 4 years but less than 5 years
- (11) 5 years or more

FREQUENCY: Each quarter from Spring 92

COVERAGE: Applies to all respondents who were waiting to start a new job/business or take up a place on a government scheme already obtained (WAIT = 1 or JBAWAY = 3).

NOTES: This question relates to how long the respondent was looking for paid work before getting a job/business.

BEFOR - Activity before starting to look for work

- (1) Working
- (2) In full-time education or training on a government scheme
- (3) Looking after the family/ home
- (4) Doing something else

FREQUENCY: Each quarter from Spring 92 to Winter 98. Autumn quarter only in 99. Each quarter from Spring 2000

COVERAGE: Applies to all respondents looking for work.

BEFORF - Family/home commitments before looking for work

- (1) **Caring for 1 or more children below school age**
- (2) **Caring for 1 or more other children**
- (3) **Caring for dependent adult relative**
- (4) **Some other reason**

FREQUENCY: Autumn quarters only from Autumn 92 to Autumn 99. Each quarter from Spring 2000

COVERAGE: Applies to all respondents who were looking after family/home before they started looking for work (BEFOR = 3).

BENEFIT ENTITLEMENT

Introduction to benefits questions

The questions contained within the Benefits Section are up-dated regularly to reflect any new benefits that have been introduced. It is felt that any discontinuity resultant from any changes to questions is more than compensated for by the increased depth and accuracy of the data now provided.

Comparison between the data collected by the LFS and administrative data collected by other Government departments shows that the LFS consistently undercounts benefit claimants.

BENFTS - Whether claiming any State Benefits/Tax credits

- (1) Yes
- (2) No

FREQUENCY: Each quarter from Spring 98

COVERAGE: Applies to all respondents that are in paid or unpaid work or are aged between 16 and 69.

NOTES: From 2001, those receiving Child Benefit are included.

TPBEN3(1-8) - Type of benefit claimed

- (1) Unemployment related benefits, NI credits
- (2) Income support (not as unemployed person)
- (3) Sickness or disability (excluding Disabled Persons Tax Credit)
- (4) State pension
- (5) Family related benefits (excluding child benefit & tax credits)
- (6) Child benefit
- (7) Housing/Council tax (GB), Rent/rate rebate (NI)
- (8) Other

FREQUENCY: Each quarter from Spring 03

COVERAGE: Applies to all respondents who are claiming benefits (BENFTS = 1).

NOTES: This variable was previously called TPBEN01 but was changed in Spring 2003 to accommodate changes in benefits.

In SuperCROSS an additional variable called TPBEN3M is available. See note on page 2 for more information on SuperCROSS variables.

This variable was called TPBEN03(1-8) in Spring 03.

TPBN01(1-8) - Type of benefit or Tax Credit claimed

- (1) **Unemployment related benefits, NI credit**
- (2) **Income Support (not as unemployed)**
- (3) **Sickness or disability**
- (4) **State pension**
- (5) **Family related benefits or Tax Credit**
- (6) **Child benefit**
- (7) **Housing or Council Tax benefit**
- (8) **Other**

FREQUENCY: Each quarter from Spring 01 to Winter 02.

COVERAGE: Applies to all respondents who are claiming benefits (BENFTS = 1).

NOTES: The wording of this variable was changed in Spring 2001 to accommodate changes in benefits. Working Families Tax Credit (WFTC) replaced Family Credit, and Disabled Person's Tax Credit (DPTC) replaced Disability Working Allowance. The Inland Revenue is now responsible for administering these schemes.

UNEMBN(1-2) - Type of unemployment related benefit claiming

- (1) **Job Seeker's Allowance**
- (2) **National Insurance Credits**

FREQUENCY: Each quarter from Spring 98

COVERAGE: Applies to all respondents who are claiming unemployment related benefits or National Insurance credits (Spring 98 to Winter 2000: TYPBEN = 1; Spring 01 to Winter 02: TPBN01 = 1; From Spring 03: TPBEN3=1).

In SuperCROSS an additional variable called UNEMBNM is available. See note on page 2 for more information on SuperCROSS variables.

JSATYP - Type of Job Seeker's Allowance

- (1) **Contributory JSA**
- (2) **Income based JSA**
- (3) **Both**
- (4) **Don't know**

FREQUENCY: Each quarter from Autumn 96

COVERAGE: Applies to all respondents who are claiming job seeker's allowance (Autumn 96 to Winter 97: UNBENA = 1 OR UNBENB = 1; From Spring 98: UNEMBN = 1).

NOTES: JSATYP replaced INCSUP from 7 October 1996.

JSADUR - Length of time claiming Job Seekers Allowance and/or NI Credits

- (1) Less than 1 month
- (2) 1 month but less than 3 months
- (3) 3 months but less than 6 months
- (4) 6 months but less than 12 months
- (5) 12 months but less than 18 months
- (6) 18 months but less than 2 years
- (7) 2 years but less than 3 years
- (8) 3 years but less than 4 years
- (9) 4 years but less than 5 years
- (10) 5 years or more

FREQUENCY: Each quarter from Spring 98

COVERAGE: Applies to all respondents who are claiming Job Seekers Allowance and/or National Insurance credits (Spring 98 to Winter 2000: TYPBEN = 1; Spring 01 to Winter 02: TPBN01 = 1; From Spring 03: TPBEN3=1).

CLAIMS - Whether claiming unemployment related benefits

- (1) Claiming contributory JSA
- (2) Claiming income based JSA
- (3) Claiming both contributory and income based JSA
- (4) JSA type not stated
- (5) Claiming National Insurance credits
- (6) Not claiming unemployment related benefits

FREQUENCY: Each quarter from Spring 98

COVERAGE: Applies to all respondents aged 16 and over.

NOTES: This variable is derived from AGE, WRKING, JBAWAY, OWNBUS, RELBUS, BENFTS, TPBEN3, UNEMBN & JSATYP.

INCSUP - Whether claiming income support in reference week

Spring 92 to Autumn 96

- (1) Yes
- (2) No

Spring 98 onwards

- (1) Sick Person
- (2) Pensioner
- (3) Lone Parent
- (4) Any other form of Income Support

FREQUENCY: Each quarter from Spring 92 to Autumn 96. Each quarter from Spring 98

COVERAGE: Applies to all respondents who are claiming income support, but not as unemployed person (Spring 92 to Winter 97: UNBENA = 2 or UNBENB = 2; Spring 98 to Winter 00: TYPBEN = 2; Spring 01 to Winter 02: TPBN01 = 2; From Spring 03: TPBEN3 = 2).

NOTES: This question identifies people who are registered as ILO unemployed and are claiming Income Support but not Unemployment Benefit. This variable should not be used on its own or with UNBENA or NICRED to identify individual benefits. All these variables are used to give a total number of claimants from the series of questions; see CLAIM. INCSUP is not asked after 7 October 1996 when it was replaced by JSATYP, however, from Spring 98 the categories in INCSUP changed and only applies to people who are receiving Income Support not as an unemployed person.

SKDSBN3(1-7) - Type of sickness or disability benefit claimed

- (1) Incapacity Benefit
- (2) Severe Disablement Allowance
- (4) Statutory Sick Pay
- (5) Invalid Care Allowance
- (7) Disability Living Allowance
- (8) Attendance Allowance
- (9) Industrial Injuries Disablement Allowance

FREQUENCY: Each quarter from Spring 03

COVERAGE: Applies to all respondents who are claiming sickness or disability benefit (TPBEN3 = 3).

NOTES: This variable replaces SKDSBN(1-7), however options 3 and 6 are no longer valid.

In SuperCROSS an additional variable called SKDSBN3M is available. See note on page 2 for more information on SuperCROSS variables.

SKDSBN(1-7) - Type of sickness or disability benefit received

- (1) Incapacity Benefit
- (2) Severe Disablement Allowance
- (3) Mobility Allowance
- (4) Statutory Sick Pay
- (5) Invalid Care Allowance
- (6) Disability Working Allowance/Disabled Person's Tax Credit
- (7) Disability Living Allowance
- (8) Attendance Allowance
- (9) Industrial Injury Disablement Benefit

FREQUENCY: Each quarter from Spring 98 to Winter 02.

COVERAGE: Applies to all respondents who are claiming sickness or disability benefits (Spring 98 to Winter 00: TYPBEN = 3; Spring 01 to Winter 02: TPBN01 = 3).

NOTES: Disabled Person's Tax Credit added to category (6) from Spring 2000.

PENBEN3(1-3) - Type of state pension claimed

- (1) Retirement or Old Age Pension
- (2) Widowed Parent's Allowance
- (3) Bereavement Allowance or Widow's Pension
- (4) War Disablement Pension or War Widow's Pension (including any related allowances)

FREQUENCY: Each quarter from Spring 03

COVERAGE: Applies to all respondents who are claiming pension related benefits (TPBEN3 = 4).

NOTES: This variable replaces PENBEN(1-3). This question was changed to incorporate new State Pensions.

In SuperCROSS an additional variable called PENBEN3M is available. See note on page 2 for more information on SuperCROSS variables.

PENBEN(1-3) - Whether receiving state retirement pension

- (1) **Retirement or Old Person's Pension**
- (2) **Widow's Pension or Widowed Mother's Pension**
- (3) **War Disablement Pension or War Widow's Pension (including any related allowances)**

FREQUENCY: Each quarter from Spring 98 to Winter 02.

COVERAGE: Applies to all respondents who are claiming pension related benefits (Spring 98 to Winter 00: TYPBEN = 4; Spring 01 to Winter 02: TPBN01 = 4).

FAMILY03(1-3) - Type of family related benefit claimed

- (1) **Guardian's Allowance**
- (4) **Maternity Allowance**
- (5) **Statutory Maternity Pay**

FREQUENCY: Each quarter from Spring 03

COVERAGE: Applies to all respondents who are claiming family related benefits (TPBEN3 = 5).

NOTES: This variable replaces FAMILY(1-4).

In SuperCROSS an additional variable called FAMILY03M is available. See note on page 2 for more information on SuperCROSS variables.

FAMILY(1-4) - Type of family related benefit received

- (1) **Guardian's Allowance**
- (2) **Family Credit/Working Family's Tax Credit**
- (3) **Maternity Allowance**
- (4) **Statutory Maternity Pay**

FREQUENCY: Each quarter from Spring 98 to Winter 02.

COVERAGE: Applies to all respondents who are claiming family related benefits (Spring 98 to Winter 00: TYPBEN = 5; Spring 01 to Winter 02: TPBN01 = 5).

NOTES: Working Family's Tax Credit added to category (2) from Spring 2000.

HSNGGB(1-2) - Whether receiving Housing Benefit or Council Tax Benefit (GB)

- (1) **Housing Benefit**
- (2) **Council Tax Benefit**

FREQUENCY: Each quarter from Spring 98

COVERAGE: Applies to all respondents who are claiming housing or council tax benefit (Spring 98 to Winter 00: TYPBEN = 6; Spring 01 to Winter 02: TPBN01 = 7; From Spring 03: TPBEN3 = 7).

HSNGNI - Whether receiving rent or rate rebate (NI)

- (1) Rent or rate rebate
- (2) Rate rebate

FREQUENCY: Each quarter from Spring 98

COVERAGE: Applies to all respondents who are claiming housing or council tax benefit (Spring 98 to Winter 00: TYPBEN = 6; Spring 01 to Winter 02: TPBN01 = 7; From Spring 03: TPBEN3 = 7).

Respondents can only record a single response to this question from Spring 03 onwards. Prior to this, up to 2 responses were recorded.

NTAXCRD5 - Tax credit payments

- (1) Yes
- (2) No

FREQUENCY: Each quarter from Winter 2005.

COVERAGE: Applies to all respondents who are working or if child tax credit is not recorded elsewhere and claiming benefits (BENFTS = 1).

NOTES: This variable is only available on ONS datasets, and was previously called NTAXCRD[1-4].

NTAXCRD(1-4) - Tax credit payments

- (1) Working Families' Tax Credit
- (2) Disabled Person's Tax Credit
- (3) Children's Tax Credit
- (4) Working Tax Credit
- (5) Child Tax Credit
- (6) None of these

FREQUENCY: Each quarter from Spring 03-Autumn 2005.

COVERAGE: Applies to all respondents who are working or if child tax credit is not recorded elsewhere and claiming benefits (BENFTS = 1).

NOTES: This variable is only available on ONS datasets.

In SuperCROSS an additional variable called NTAXCRDM is available. See note on page 2 for more information on SuperCROSS variables.

The introduction of new tax credits on 6th April 2003 means that the structure for asking about tax credits will be different for the Spring 03 quarter. Up until 6th April 2003, options 1, 2, 3 and 6 will be displayed. These three tax credits will become obsolete after this date and will be replaced by Working Tax Credit and Child Tax Credit (options 4 and 5). However, up until 30th April 2003, some people might still be receiving Disabled Person's Tax Credit and Working Tax Credit and therefore until the end of April 2003, options 1, 2, 4, 5 and 6 will be displayed. From May 2003, only options 4, 5 and 6 will be displayed.

HOWTAX - How tax credit paid

- (1) In wages or pay packet
- (2) Order book (cashed at Post Office)
- (3) Giro cheque
- (4) Direct to bank or building society account
- (5) Other

FREQUENCY: Each quarter from Autumn 01 to Winter 02.

COVERAGE: Applies to all respondents in receipt of Working Families Tax Credit (TAXCRED = 1 or FAMLY01 = 2) or Disabled Persons Tax Credit (TAXCRED = 2 or SKDSBN = 6).

NOTES: Respondents are formally written to by the Inland Revenue explaining their Tax Credit entitlement and the method of payment. As a result respondents should be aware of any combined or single method of payment.

CCTC5 - Child care tax credit

- (1) Yes
- (2) No

FREQUENCY: Each quarter from Spring 2006

COVERAGE: Applies to all respondents in receipt of Working Tax Credit or Child Tax Credit (NTAXCRD5 = Yes)

NOTES: Between Autumn 2001 and Spring 2006 this variable was called CCTC.

CCTC - Child care tax credit

- (1) Yes
- (2) No

FREQUENCY: Each quarter from Autumn 01 to Spring 2006.

COVERAGE: Applies to all respondents in receipt of Working Tax Credit (or Working Families Tax Credit, or Disabled Persons Tax Credit if within relevant time period) (Autumn 01 to Winter 02: TAXCRED = 1 or 2 OR FAMLY01 = 2 OR SKDSBN = 6; From Spring 03: NTAXCRD = 4 OR NTAXCRD = 1,2 AND BEFORE 30/04/03).

NOTES: Child Care Tax Credit can form either part of Disabled Persons Tax Credit or Working Families Tax Credit. Child Care Tax Credit is a supplementary payment to help with child care costs, and should not be confused with Children's Tax Credit which is entirely different.

NTCORGN(1-5) - Benefit received before current tax credit

- (1) **Working Families' Tax Credit**
- (2) **Disabled Person's Tax Credit**
- (3) **Children's Tax Credit**
- (4) **Income Support**
- (5) **Jobseeker's Allowance (income based)**
- (6) **None of these**

FREQUENCY: Each quarter from Spring 03 to Spring 04.

COVERAGE: Applies to all respondents who are in receipt of Working Tax Credit or Child Tax Credit and have not mentioned the particular tax or benefit elsewhere (NTAXCRD = 4 or 5 AND NTAXCRD ≠ 1, 2 or 3 OR TPBEN3 ≠ 2 OR UNEMBN ≠ 1).

NOTES: This variable is included on ONS datasets only.

In SuperCROSS an additional variable called NTCORGNM is available. See note on page 2 for more information on SuperCROSS variables.

This question was only displayed after the introduction of the new credits in April 2003, and asked to those who indicated that they were in receipt of either Working Tax Credit or Child Tax Credit.

TAXFUT3(1-5) - Whether awaiting claim for a tax credit

- (1) **Working Families' Tax Credit**
- (2) **Disabled Person's Tax Credit**
- (3) **Children's Tax Credit**
- (4) **Working Tax Credit**
- (5) **Child Tax Credit**
- (6) **None of these**

FREQUENCY: Each quarter from Spring 03- Winter 2005.

COVERAGE: Applies to all respondents who are in paid or unpaid work and are aged between 16 and 69 and have not said elsewhere that they are claiming.

NOTES: This variable is included on ONS datasets only.

In SuperCROSS an additional variable called TAXFUT3M is available. See note on page 2 for more information on SuperCROSS variables.

Due to the introduction of new Tax Credits, options 1, 2 and 3 were not available after 6th April 2003. This question was only asked if respondents had not previously indicated that they were in receipt of Tax Credits.

FROM Winter 2005 this variable is no longer included in the questionnaire.

EMPLOYMENT TWELVE MONTHS AGO

SITUATION TWELVE MONTHS AGO

OYCIRC - Circumstances twelve months ago

- (1) Working in a paid job or business
- (2) Laid off, or on short time at firm
- (3) Unemployed, actively seeking work
- (4) On a special government scheme
- (5) Doing unpaid work for yourself or a relative
- (6) A full-time student or pupil
- (7) Looking after the family home
- (8) Temporarily sick or injured
- (9) Long-term sick or disabled
- (10) Retired from paid work
- (11) None of these

FREQUENCY: Spring quarters only from Spring 92

COVERAGE: Applies to all respondents aged 16 and over.

NOTES: The results of this variable will differ from present economic activity, as it is based on recall and the respondent's assessment rather than through a series of questions.

OYSIND - Whether working for same firm twelve months ago

- (1) Yes, the same
- (2) No, different

FREQUENCY: Spring quarters only from Spring 92

COVERAGE: Applies to all respondents who had a paid job or were laid off/on short time work or worked unpaid in own/relatives business 12 months ago (OYCIRC = 1, 2 or 5).

OYSOCC - Whether current occupation same as twelve months ago

- (1) Yes, exactly the same
- (2) No, different

FREQUENCY: Spring quarters only from Spring 92 to Spring 2000. Spring quarters only from Spring 01 (on ONS datasets only)

COVERAGE: Applies to all respondents who had a paid job or were laid off/on short time work 12 months ago (OYCIRC = 1 or 2).

OYSTAT - Employee or self-employed 1 year ago (reported)

- (1) **Working as employee**
- (2) **Self-employed**

FREQUENCY: Spring quarters only from Spring 92

COVERAGE: Applies to all respondents who had a paid job or were laid off/on short time work 12 months ago (OYCIRC = 1 or 2).

NOTES: From Spring 92 to Winter 00, this variable was called NOYSTAT. NOYSTAT was processed through the Census Matrix Edit which checks the respondents occupation and their employment status for inconsistencies. With the removal of the edit OYSTAT supersedes the variable NOYSTAT.

NOYSTAT - Employment status twelve months ago

- (1) **Employee**
- (2) **Self employed**

FREQUENCY: Spring quarters only from Spring 92 to Spring 04 (on ONS datasets only).

COVERAGE: Applies to all respondents who had a paid job or were laid off/on short time work 12 months ago (OYCIRC = 1 or 2).

NOTES: This variable is only available on ONS datasets.

With the removal of the Census Matrix Edit OYSTAT supersedes the variable NOYSTAT.

The notes for OYSTAT also apply to this variable.

OYSUPVI - Supervisory responsibilities 1 year ago

- (1) **Yes**
- (2) **No**

FREQUENCY: Spring quarters only from Spring 01

COVERAGE: Applies to all respondents who were employees 12 months ago (OYSTAT = 1).

OYMNGE - Managerial duties 1 year ago (reported)

- (1) **Manager**
- (2) **Foreman or supervisor**
- (3) **Not manager or supervisor**

FREQUENCY: Spring quarters only from Spring 92

COVERAGE: Applies to all respondents who were employees 12 months ago (OYSTAT = 1).

NOTES: From Spring 92 to Winter 00, this variable was called NOYMNGE. NOYMNGE was processed through the Census Matrix Edit which checks the respondents occupation and their employment status for inconsistencies. With the removal of the edit OYMNGE supersedes the variable NOYMNGE.

If respondents have both managerial and supervisory duties then their main duty is recorded.

OYMPR02 - Number of employees at workplace 1 year ago (reported)

- (1) 1-10
- (2) 11-19
- (3) 20-24
- (4) Don't know but under 25
- (5) 25-49
- (6) 50-249
- (7) 250-499
- (8) Don't know but between 50 and 499
- (9) 500 or more

FREQUENCY: Spring quarters only from Spring 02

COVERAGE: Applies to all respondents who were employees 12 months ago (OYSTAT = 1).

NOTES: With the removal of the Census Matrix Edit OYMPR02 supersedes the variables OYMPE02 & OYMPS02. OYMPR02 is number of employees at workplace one year ago as reported.

This variable is derived from OYCIRC, OYSTAT & OYSOLO.

This variable records the total number of employees at the respondent's workplace, not just the number employed within the particular section/department he/she works in.

OYMPE02 - Number of employees where worked 1 year ago

- (1) 1-10
- (2) 11-19
- (3) 20-24
- (4) Don't know but under 25
- (5) 25-49
- (6) 50-249
- (7) 250-499
- (8) Don't know but between 50 and 499
- (9) 500 or more

FREQUENCY: Spring quarters only from Spring 02 to Spring 04 (on ONS datasets only).

COVERAGE: Applies to all respondents who were employees 12 months ago (OYSTAT = 1).

NOTES: This variable is only available on ONS datasets.

With the removal of the Census Matrix Edit OYMPR02 supersedes the variables OYMPE02 & OYMPS02.

The notes for OYMPR02 also apply to this variable.

OYSOLO - On own or with employees 1 year ago (reported)

- (1) Alone or with partner(s) but not employees
- (2) With employees

FREQUENCY: Spring quarters only from Spring 92

COVERAGE: Applies to all respondents who were self-employed 12 months ago (OYSTAT = 2).

NOTES: From Spring 92 to Winter 00, this variable was called NOYSOLO. NOYSOLO was processed through the Census Matrix Edit which checks the respondents occupation and their employment status for inconsistencies. With the removal of the edit OYSOLO supersedes the variable NOYSOLO.

Self-employed people who use only other self-employed people in the business they run (e.g. builders) are coded 1.

OYMPS02 - Number of people employed 1 year ago

- (1) 1-10
- (2) 11-19
- (3) 20-24
- (4) Don't know but under 25
- (5) 25-49
- (6) 50-249
- (7) 250-499
- (8) Don't know but between 50 and 499
- (9) 500 or more

FREQUENCY: Spring quarters only from Spring 02 to Spring 04 (on ONS datasets).

COVERAGE: Applies to all respondents who were self-employed 12 months ago (OYSOLO = 2).

NOTES: This variable is only available on ONS datasets.

With the removal of the Census Matrix Edit OYMPR02 supersedes the variables OYMPE02 & OYMPS02.

The notes for OYMPR02 also apply to this variable.

OYFTPT - Full or part time in job twelve months ago

- (1) Full time
- (2) Part time

FREQUENCY: Spring quarters only from Spring 92

COVERAGE: Applies to all respondents who had a paid job or were laid off/on short time work 12 months ago (OYCIRC = 1 or 2).

OCCUPATION TWELVE MONTHS AGO

SOCONE - Occupation twelve months ago

(100-999) Range of occupation codes

FREQUENCY: Spring quarters only from Spring 92 to Spring 00. Spring quarters only from Spring 01 to Spring 03 (on ONS datasets only).

COVERAGE: Applies to all respondents aged 16 and over.

NOTES: LFS User Guide Volume 5 (LFS Classifications) gives a complete breakdown of occupation codes.

This variable is derived from OYSOCC, OYOCCD & OCOD.

SOC2KO - Occupation 1 year ago

(1111-9259) Range of occupation codes

FREQUENCY: Each Spring quarter from Spring 01

COVERAGE: Applies to all respondents aged 16 and over.

NOTES: This variable replaces SOCONE. This variable is derived from OYSOCC, OCOD2KM, STAT, OCOD2KO & OYSTAT.

LFS User Guide Volume 5 (LFS Classifications) gives a complete breakdown of occupation codes.

The new SOC2000 variables were introduced into the Labour Force Survey in Spring 2001, because SOC90 became outdated. The extensive revisions to the Standard Occupational Classification (SOC) include a tighter definition of managerial occupations and moving many job titles between major groups to reflect the repositioning of certain jobs. New occupations have been introduced in the fields of computing, environment and conservation and customer service occupations. Most of the major groups have been re-named and all have a different composition in terms of job titles compared with their SOC90 counterparts. There is no exact correspondence between SOC90 and SOC2000 at any level.

SC2KOMJ - Major occupation group 1 year ago

- (1) Managers and Senior Officials**
- (2) Professional occupations**
- (3) Associate Professional and Technical**
- (4) Administrative and Secretarial**
- (5) Skilled Trades Occupations**
- (6) Personal Service Occupations**
- (7) Sales and Customer Service Occupations**
- (8) Process, Plant and Machine Operatives**
- (9) Elementary Occupations**

FREQUENCY: Each spring quarter from Spring 01

COVERAGE: Applies to all respondents aged 16 and over.

NOTES: This variable replaces SOCMAJO and is derived from SOC2KO.

LFS User Guide Volume 5 (LFS Classifications) gives a complete breakdown of occupation codes.

SC2KOMN - Occupation 1 year ago – minor group

(111-999) Range of Occupation Codes

FREQUENCY: Each Spring quarter from Spring 01

COVERAGE: Applies to all respondents aged 16 and over.

NOTES: This variable replaces SOCMINO and is derived from SOC2KO.

LFS User Guide Volume 5 (LFS Classifications) gives a complete breakdown of occupation codes.

INDUSTRY TWELVE MONTHS AGO

INDM92O - Industry twelve months ago (SIC92)

Spring 94

(1-458)	Range of industry codes
(460)	No answer, NA
(461)	Workplace outside UK
(462)	Does not apply

Spring 95 onwards

(1-458)	Range of industry codes
(459)	Inadequate description, no reply
(461)	Workplace outside UK

FREQUENCY: Spring quarters only from Spring 94

COVERAGE: Applies to all respondents aged 16 and over.

NOTES: From Winter 93 the industrial coding classifications (SIC80) have been completely updated (SIC92). LFS User Guide Volume 5 (LFS Classifications) gives a complete breakdown of Industry codes.

This variable is derived from OYSIND, ICOD92, STAT, OYSTAT & OYIC92.

SIC80O - Industry division twelve months ago (SIC92) - conversion to SIC80

(1)	0 Agriculture, forestry, fishing
(2)	1 Energy and water supply
(3)	2 Minerals, ores, metals, chemicals
(4)	3 Metal goods, engineering, vehicles
(5)	4 Other manufacturing industries
(6)	5 Construction
(7)	6 Distribution, hotels & catering, repairs
(8)	7 Transport and communication
(9)	8 Banking, finance, business services, leasing
(10)	9 Other services
(11)	Inadequate description, no answer
(12)	Workplace outside UK
(13)	Does not apply

FREQUENCY: Spring quarters only from Spring 94

COVERAGE: Applies to all respondents aged 16 and over.

NOTES: From Winter 93 the industrial coding classifications (SIC80) have been completely updated (SIC92). LFS User Guide Volume 5 (LFS Classifications) gives a complete breakdown of Industry codes.

This variable is derived from INDM92O & INDM92S.

TRANSITION FROM WORK INTO RETIREMENT

The 2006 Eurostat Ad-hoc module on 'Transition from work into retirement' is two-fold.

The first aim is to understand how a person plans the transition or has already undergone the transition into retirement. The second aim is to determine which factors affect a person's exit from work and which factors would or could influence them to delay their exit from work.

TotWrk - Number of years in work

(1-60) Number of years

FREQUENCY: Spring 06 only.

COVERAGE: Applies to all respondents aged 50-69 who are either in current employment or who were previously in employment.

NOTES: This variable is included on ONS datasets only.

The number of years the respondent has spent in work excludes career breaks and parental leave, but includes maternity and paternity leave.

StpWrk - Planned age for ending employment in paid work

(1) Answer given as age

FREQUENCY: Spring 06 only.

COVERAGE: Applies to all respondents aged between 50 and 69 who are currently still in employment. It also applies to respondents who were working when they were 50 who have since retired and who are either currently looking for work (LOOK4=1), waiting to take up a job (WAIT=1), or would like work (LIKEWK=1) and think that they will work again in the future (FUTWK=1 or 2 or 5).

NOTES: This variable is included on ONS datasets only.

The aim of this question is to establish the planned age for stopping all work for pay or profit: with the intention to not return to the labour force.

StpWrka - Planned age for ending employment in paid work

- (1) before you are 60**
- (2) sometime between 60 and 64**
- (3) when you are 65 or older**
- (4) does not know when**

FREQUENCY: Spring 06 only.

COVERAGE: Applies to all respondents aged 65 or less, who did not know exactly when they would be stopping all work for pay or profit at the next question (STPWRK=96).

NOTES: This variable is included on ONS datasets only.

The aim of this question is to establish for respondents who could not give an exact age at the previous question, when they plan to stop all work for pay or profit. The first response option will not appear for respondents who are aged 60 or more. Alternatively, if the respondent is aged 65 or more the question will be automatically coded as 3.

ExitWrk – Reported status when left work

- (1) **unemployed and looking for work**
- (2) **retired and not expecting to work again**
- (3) **long term sick or disabled**
- (4) **some other way**

FREQUENCY: Spring 06 only.

COVERAGE: Applies to all respondents aged between 50 and 69 and who are not currently in paid employment.

NOTES: This variable is included on ONS datasets only.

The aim of this question is to find out what the respondents considered their status to be just after they left their last job.

ReasRet – Reason for retiring

- (1) **job lost**
- (2) **reached compulsory retirement age**
- (3) **own health or disability**
- (4) **care responsibilities**
- (5) **problems related to job**
- (6) **favourable financial arrangements to leave**
- (7) **preference to stop working other than previous codes**
- (8) **other**

FREQUENCY: Spring 06 only.

COVERAGE: Applies to all respondents aged between 50 and 69, who considered themselves to be 'retired and not expecting to work again' at the previous question (EXITWRK=2).

NOTES: This variable is included on ONS datasets only.

In SuperCROSS an additional variable called ReasRetM is available. See note on page 2 for more information on SuperCROSS variables.

ReasRMn - Main reason for retiring

- (1) **job lost**
- (2) **reached compulsory retirement age**
- (3) **own health or disability**
- (4) **care responsibilities**
- (5) **problems related to job**
- (6) **favourable financial arrangements to leave**
- (7) **preference to stop working other than previous codes**
- (8) **other**

FREQUENCY: Spring 06 only.

COVERAGE: Applies to all respondents who gave more than one response at the previous question ReasRet.

NOTES: This variable is included on ONS datasets only.

The aim of this question is to record the main factor that affected the respondent's decision to leave work.

SlowDwn - Reduction in hours or part-time work taken before retirement

- (1) **yes**
- (2) **no**

FREQUENCY: Spring 06 only.

COVERAGE: Applies to all respondents who are either aged between 50 and 69 and who are currently in work or who were working when they were 50 and have since retired.

NOTES: This variable is included on ONS datasets only.

The aim of this question is to find out whether respondents reduced their working hours or took a part time job, in a move towards full retirement. If the respondent is currently working, the wording of the question is different so that it asks if the respondents plans to reduce their working hours or take a full time job in a move to full retirement. For people currently employed, the second response option will change for respondents to appear as 'No, including not yet'. Additionally, if the respondent was or is currently in part-time employment, the question wording will change so that it only asks about reducing the number of hours worked.

MiteSlo - Plans for reducing hours worked or taking up part-time job before retirement

- (1) **Yes, within next five years**
- (2) **No, not within next five years**
- (3) **Have not plan for next five years or plans not relevant**

FREQUENCY: Spring 06 only.

COVERAGE: Applies to all respondents aged between 50 and 69 who are currently in employment and who said that they had not reduced their hours or taken a part-time job in a move to full retirement (SLWDWN=2)

NOTES: This variable is included on ONS datasets only.

The aim of this question is to determine if the respondent has plans to reduce their working hours to take a part-time job in the future, as a transition into retirement.

ThnkSlo - Reduction of hours worked if returning to employment

- (1) **Yes, would plan to reduce hours within next five years**
- (2) **No, would not plan to do so in the next five years**
- (3) **have not made plans for the next 5 years or plans are not relevant**

FREQUENCY: Spring 06 only.

COVERAGE: Applies to all respondents aged between 50 and 69, who were working at age 50 and who since retired, who would either like to work (LIKEWK=1) or are looking for a job (LOOK4=1) or who are waiting to take up a job (WAIT=1) or would like to work again in the future (FUTWK= 1 or 2 or 5) and who said they did not work fewer hours or took up a part time job in a move to retirement (SLOWDWN=2).

NOTES: This variable is included on ONS datasets only.

The aim of this question is to find out if the respondent returned to work within the next five years, whether or not they would reduce the amount of hours that they worked in comparison with their previous job.

ProRata - Participation in a progressive retirement scheme upon transition towards retirement

- (1) **yes**
- (2) **no**

FREQUENCY: Spring 06 only.

COVERAGE: Applies to all respondents aged between 50 and 69 who are either currently working or who were working at 50 but have since retired and who said that they did reduce the number of hours they worked in a move to retirement (SLOWDOWN=1).

NOTES: This variable is included on ONS datasets only.

The aim of this question is to find out whether or not the respondent took part or are currently taking part in a progressive retirement scheme in a move towards retirement.

StayLa - Flexible working arrangements to affect decision to stay in work

- (1) **yes**
- (2) **no**

FREQUENCY: Spring 06 only.

COVERAGE: Applies to all respondents aged between 50 and 69 who are either currently working or who were working at 50 but have since retired.

NOTES: This variable is included on ONS datasets only.

The aim of this question is to find out whether or not more flexible working arrangements would influence the respondent's decision to remain in work.

StayLb - Updating skills to affect decision to stay in work

- (1) **yes**
- (2) **no**

FREQUENCY: Spring 06 only.

COVERAGE: Applies to all respondents aged between 50 and 69 who are either currently working or who were working at 50 but have since retired.

NOTES: This variable is included on ONS datasets only.

The aim of this question is to find out whether or not having more opportunities to update skills would influence the respondent's decision to remain in work.

StayLc - Better health and safety to affect decision to stay in work

- (1) **Yes**
- (2) **No**

FREQUENCY: Spring 06 only.

COVERAGE: Applies to all respondents aged between 50 and 69 who are either currently working or who were working at 50 but have since retired.

NOTES: This variable is included on ONS datasets only.

The aim of this question is to find out whether or not having better health and safety at the place of work would influence the respondent's decision to remain in work.

AnyPen - Receipt of income from different pension schemes

- (1) **State retirement pension**
- (2) **An occupational or company pension**
- (3) **Some other private personal pension**
- (4) **None of these**

FREQUENCY: Spring 06 only.

COVERAGE: Applies to all respondents aged between 50 and 69 who are either currently working or who were working at 50 but have since retired.

NOTES: This variable is included on ONS datasets only.

The aim of this question is to find out whether or not the respondent is receiving income from various pension schemes. The first response option does not appear for those respondents who have already said that they received income from a Retirement or Old Age Pension (PenBen3=1).

In SuperCROSS an additional variable called AnyPenM is available. See note on page 2 for more information on SuperCROSS variables.

WhenPen - Age when first received pensions.

- (1) **answer given as age**

FREQUENCY: Spring 06 only.

COVERAGE: Applies to all respondents aged between 50 and 69 who are either currently working or who were working at 50 but have since retired and who said that they were receiving income from a pension at the previous question AnyPen.

NOTES: This variable is included on ONS datasets only.

The aim of this question is to find out the age of the respondent when they first started receiving income from their pension(s).

PossPen - Delayed receiving income from pensions

- (1) **Yes**
- (2) **No**

FREQUENCY: Spring 06 only.

COVERAGE: Applies to all respondents aged between 50 and 69 who are either currently working or who were working at aged 50 but have since retired and who have said that they were not receiving any pensions at AnyPen nor a state pension at PenBen3.

NOTES: This variable is included on ONS datasets only.

The aim of this question is to find out if the respondent could be receiving income from pensions but has delayed doing so.

FinWrk - Main reason for currently working

- (1) **To improve your pension entitlements**
- (2) **To provide sufficient household income**
- (3) **Working for some reason**

FREQUENCY: Spring 06 only.

COVERAGE: Applies to all respondents aged between 50 and 69 who are currently working and who stated that they were in receipt of at least one pension at AnyPen, or who stated that they were receiving a Retired or Old Age Pension at PenBen3, or who stated that they have or are currently delaying receiving income from their pension (PossPen=1).

NOTES: This variable is included on ONS datasets only.

The aim of this question is to find out what the main reason is that the respondent has not yet retired.

EDUCATION AND TRAINING

QUALIFICATIONS

Degree qualifications: First degrees including Bachelor of Arts (BA) and Bachelor of Science (BSc). Some first degrees are awarded with honours and classified as first class, second class etc. These remain as first degrees and should not be confused with higher degrees (MAs, PhDs etc.). However, MAs from Scottish Universities (other than Strathclyde), Oxford and Cambridge are classified as first degrees.

BTEC, BEC and TEC Certificates and Diplomas: BEC (Business Education Council) and TEC (Technical Education Council) qualifications have replaced ONC/OND and HNC/HND qualifications.

CSE/GCSE: Note that a CSE grade 1 is the equivalent of an O-level and is coded as such. All GCSE's irrespective of grade are coded as such.

Scottish Qualifications: Abbreviations for the Scottish equivalents of BTEC, BEC and TEC and A and O levels are included. From 1985 SCOTBEC and SCOTEC have been merged to form SCOTVEC (Vocational Educational Certificate). This qualification can be a higher certificate, a national certificate, or a national certificate module.

A system of national vocational qualifications called NVQs (SVQs in Scotland) are comprised of levels which are subdivided into units. A list of the qualifications which make up the relevant NVQ levels is shown in Volume 5 (LFS Classifications) of the LFS User Guide.

Foreign qualifications are coded as "other qualifications" whatever their level.

In Spring 1996 & Spring 2004 the educational qualifications questions in the LFS were changed to provide more detailed information. Inevitably such improvements in data can lead to discontinuities. The changes made to these questions were sufficiently large enough to warrant a change in name. Please see individual variable notes for details.

QUALCH5(1-5) - Holds educational/training qualifications from

- (1) **From school, college or university**
- (2) **Connected with work**
- (3) **From government schemes**
- (4) **From a Modern Apprenticeship**
- (5) **From having been educated at home, when you were of school age**
- (6) **No qualifications**
- (7) **Don't know**

FREQUENCY: Each quarter from Spring 05

COVERAGE: Applies to all respondents of working age or otherwise in work in reference week (WRKING = 1 or JBAWAY = 1 or OWNBUS = 1 or RELBUS = 1) and SCHM04 ≠ 97).

NOTES: This variable replaces QUALCH4(1-4). This question has a new response option '5 – from being educated at home, when you were of school age'. Home educated children are those who for any reason, are being/were educated at home by parents, guardians, or tutors, and are/were not receiving any other form of education.

In SuperSTAR an additional variable called QUALCH5M is available. See note on page 2 for more information on SuperSTAR variables.

QUALCH4(1-4) - Holds educational/training qualifications

- (1) From school, college or university
- (2) Connected with work
- (3) From government schemes
- (4) From a Modern Apprenticeship
- (5) No qualifications
- (6) Don't know

FREQUENCY: Each quarter from Spring 04 to Winter 04.

COVERAGE: Applies to all respondents of working age or otherwise in work in reference week (WRKING = 1 or JBAWAY = 1 or OWNBUS = 1 or RELBUS = 1) and SCHM04 ≠ 97).

NOTES: This variable has a new response category '4 – Modern Apprenticeship'. Modern Apprenticeships (MA) are high quality work based learning opportunities for young people aged 16-25. Each MA framework includes an NVQ at the appropriate level, Key Skills and a technical certificate which is delivered off the job. Foundation MA's lead to NVQ Level 2 and Advanced MA's to Level 3.

In Scotland, MA's are available at one level – Level 3 and are broadly equivalent to Advanced Modern Apprenticeships in England. They are aimed at 16-24 year olds and include an SVQ at Level 3 or above, plus core skills.

In SuperCROSS an additional variable called QUALCH4M is available. See note on page 2 for more information on SuperCROSS variables.

QUALCH(1-3) - Person in employment with qualifications

Spring 92 to Winter 95

- (1) Any qualification from school or college, or connected with work (or YT)
- (2) No qualifications
- (3) Don't know

Spring 96 onwards

- (1) From school, college or university
- (2) Connected with work
- (3) From government schemes
- (4) No qualifications
- (5) Don't know

FREQUENCY: Each quarter from Spring 92 to Winter 03.

COVERAGE: Applies to all persons in employment, and all other men aged 16-64 and women aged 16-59 (OR WRKING = 1 OR JBAWAY = 1 OR OWNBUS = 1 OR RELBUS = 1).

NOTES: This variable has been replaced by QUALCH4(1-4).

Prior to Spring 96 this variable was called QUALCH (without integer coding). From Spring 96 the range of responses expanded, and all categories that applied were coded QUALCH(0-2) up to Winter 96. From Spring 97 they were coded QUALCH(1-3).

QUALS6(01-11) - Type of qualification already held

- (1) Degree level qualification, including foundation degrees, graduate membership of a professional institute, PGCE, or higher
- (2) Diploma in higher education
- (3) HNC/HND
- (4) ONC/OND
- (5) BTEC/BEC/TEC/EdExcel/LQL
- (6) SCOTVEC, SCOTEC or SCOTBEC
- (7) Teaching qualification (excluding PGCE)
- (8) Nursing or other medical qualification not yet mentioned
- (9) Other higher education qualification below degree level
- (10) A-level/Vocational A-level or equivalent
- (11) DO NOT USE
- (12) Welsh Baccalaureate
- (13) International Baccalaureate
- (14) NVQ/SVQ
- (15) GNVQ/GSVQ
- (16) AS-level/Vocational AS-level or equivalent
- (17) Certificate of sixth year studies (CSYS) or equivalent
- (18) Access to HE
- (19) O-level or equivalent
- (20) Standard/Ordinary (O) Grade/Lower (Scotland)
- (21) GCSE/Vocational GCSE
- (22) CSE
- (23) Advanced Higher/Higher/Intermediate/Access qualifications (Scotland)
- (24) RSA/OCR
- (25) City & Guilds
- (26) YT Certificate
- (27) Key Skills
- (28) Basic Skills
- (29) Entry Level Qualifications (Wales)
- (30) Any other professional/vocational qualification/foreign qualifications

FREQUENCY: Each quarter from Spring 06

COVERAGE: Applies to all respondents who have qualifications or are unsure (QUALCH5 = 1, 2, 3, 4, 5 or 7).

NOTES: This variable replaces QUALS(01-23). The categories in this variable have been expanded and up-dated. Up to 11 qualifications can be recorded. Responses are recorded in order starting with the highest qualification, e.g. QUALS01 records the highest qualification, QUALS02 records the second highest etc.

In SuperCROSS an additional variable called QUALS4M is available. See note on page 2 for more information on SuperCROSS variables.

Between Spring 2004 and Spring 2006 this variable was called QUALS4.

QUALS4(01-11) - Type of qualification already held

- (1) Degree level qualification, including foundation degrees, graduate membership of a professional institute, PGCE, or higher
- (2) Diploma in higher education
- (3) HNC/HND
- (4) ONC/OND
- (5) BTEC/BEC/TEC/EdExcel
- (6) SCOTVEC, SCOTEC or SCOTBEC
- (7) Teaching qualification (excluding PGCE)
- (8) Nursing or other medical qualification not yet mentioned
- (9) Other higher education qualification below degree level
- (10) A-level/Vocational A-level or equivalent
- (11) Higher (Scotland)
- (12) Welsh Baccalaureate
- (13) International Baccalaureate
- (14) NVQ/SVQ
- (15) GNVQ/GSVQ
- (16) AS-level/Vocational AS-level or equivalent
- (17) Certificate of sixth year studies (CSYS) or equivalent
- (18) Access to HE
- (19) O-level or equivalent
- (20) Standard/Ordinary (O) Grade (Scotland)
- (21) GCSE/Vocational GCSE
- (22) CSE
- (23) National Qualifications (Scotland)
- (24) RSA/OCR
- (25) City & Guilds
- (26) YT Certificate
- (27) Key Skills
- (28) Basic Skills
- (29) Entry Level Qualifications (Wales)
- (30) Any other professional/vocational qualification/foreign qualifications

FREQUENCY: Each quarter from Spring 04 - Spring 06

COVERAGE: Applies to all respondents who have qualifications or are unsure (QUALCH5 = 1, 2, 3, 4, 5 or 7).

NOTES: This variable replaces QUALS(01-23). The categories in this variable have been expanded and up-dated. Up to 11 qualifications can be recorded. Responses are recorded in order starting with the highest qualification, e.g. QUALS01 records the highest qualification, QUALS02 records the second highest etc.

In SuperCROSS an additional variable called QUALS4M is available. See note on page 2 for more information on SuperCROSS variables.

QLSTY6(01-11) - Qualification gained in last 12 months

- (1) Degree level qualification, including foundation degrees, graduate membership of a professional institute, PGCE, or higher
- (2) Diploma in higher education
- (3) HNC/HND
- (4) ONC/OND
- (5) BTEC/BEC/TEC/EdExcel LQL
- (6) SCOTVEC, SCOTEC or SCOTBEC
- (7) Teaching qualification (excluding PGCE)
- (8) Nursing or other medical qualification not yet mentioned
- (9) Other higher education qualification below degree level
- (10) A-level/Vocational A-level or equivalent
- (11) DO NOT USE
- (12) Welsh Baccalaureate
- (13) International Baccalaureate
- (14) NVQ/SVQ
- (15) GNVQ/GSVQ
- (16) AS-level/Vocational AS-level or equivalent
- (17) Certificate of sixth year studies (CSYS) or equivalent
- (18) Access to HE
- (19) O-level or equivalent
- (20) Standard/Ordinary O Grade (Scotland)
- (21) GCSE/Vocational GCSE
- (22) CSE
- (23) Advanced Higher/Higher/Intermediate/Access qualifications (Scotland)
- (24) RSA/OCR
- (25) City & Guilds
- (26) YT Certificate
- (27) Key Skills
- (28) Basic Skills
- (29) Entry Level Qualifications (Wales)
- (30) None in last 12 months

FREQUENCY: Each quarter from Spring 06

COVERAGE: Applies to respondents aged 19 or over who have given a response at QUALS4.

NOTES: This variable is included on ONS datasets only.

In SuperCROSS an additional variable called QLSTRYM is available. See note on page 2 for more information on SuperCROSS variables.

Between Spring 2005 and Spring 2006 this variable was called QLSTYR.

QLSTYR(01-11) - Qualification gained in last 12 months

- (1) Degree level qualification, including foundation degrees, graduate membership of a professional institute, PGCE, or higher
- (2) Diploma in higher education
- (3) HNC/HND
- (4) ONC/OND
- (5) BTEC/BEC/TEC/EdExcel
- (6) SCOTVEC, SCOTEC or SCOTBEC
- (7) Teaching qualification (excluding PGCE)
- (8) Nursing or other medical qualification not yet mentioned
- (9) Other higher education qualification below degree level
- (10) A-level/Vocational A-level or equivalent
- (11) Higher (Scotland)
- (12) Welsh Baccalaureate
- (13) International Baccalaureate
- (14) NVQ/SVQ
- (15) GNVQ/GSVQ
- (16) AS-level/Vocational AS-level or equivalent
- (17) Certificate of sixth year studies (CSYS) or equivalent
- (18) Access to HE
- (19) O-level or equivalent
- (20) Standard/Ordinary O Grade (Scotland)
- (21) GCSE/Vocational GCSE
- (22) CSE
- (23) National Qualifications (Scotland)
- (24) RSA/OCR
- (25) City & Guilds
- (26) YT Certificate
- (27) Key Skills
- (28) Basic Skills
- (29) Entry Level Qualifications (Wales)
- (30) None in last 12 months

FREQUENCY: Each quarter from Spring 05 to Spring 2006.

COVERAGE: Applies to respondents aged 19 or over who have given a response at QUALS4.

NOTES: In SuperCROSS an additional variable called QLSTRYM is available. See note on page 2 for more information on SuperCROSS variables.

QUALS(01-23) - Type of qualifications respondents have (starting with highest)

Spring 96 to Winter 96

- (1) Degree level qualification or equivalent (including PGCE)
- (2) Diploma in higher education
- (3) HNC/HND
- (4) ONC/OND
- (5) BTEC, BEC or TEC
- (6) SCOTVEC, SCOTEC or SCOTBEC
- (7) Teaching qualification (excluding PGCE)
- (8) Nursing or other medical qualification
- (9) Other higher education qualification
- (10) A-level or equivalent
- (11) SCE
- (12) NVQ/SVQ
- (13) GNVQ/GSVQ
- (14) AS-level
- (15) Scottish certificate of sixth year studies (Scottish CSYS)
- (16) Certificate of sixth year studies (CSYS)
- (17) O-level or equivalent
- (18) GCSE
- (19) CSE
- (20) RSA
- (21) City & Guilds
- (22) YT certificate
- (23) Any other professional/vocational qualification, foreign qualifications
- (24) Don't know

Spring 97 to Spring 2000

- (1) Degree level qualification or equivalent (including PGCE)
- (2) Diploma in higher education
- (3) HNC/HND
- (4) ONC/OND
- (5) BTEC, BEC or TEC
- (6) SCOTVEC, SCOTEC or SCOTBEC
- (7) Teaching qualification (excluding PGCE)
- (8) Nursing or other medical qualification
- (9) Other higher education qualification
- (10) A-level or equivalent
- (11) SCE Higher
- (12) NVQ/SVQ
- (13) GNVQ/GSVQ
- (14) AS-level
- (15) Certificate of Sixth Year Studies (CSYS) or equivalent
- (16) O-level
- (17) SCE Standard/Ordinary (O) Grade
- (18) GCSE
- (19) CSE
- (20) RSA
- (21) City & Guilds
- (22) YT certificate
- (23) Any other professional/vocational qualification/foreign qualifications
- (24) Don't know

QUALS(01-23) continued on next page...

QUALS(01-23) continued from previous page...

From Autumn 2000 onwards

- (1) Degree level qualification or equivalent (including PGCE)
- (2) Diploma in higher education
- (3) HNC/HND
- (4) ONC/OND
- (5) BTEC, BEC or TEC
- (6) SCOTVEC, SCOTEC or SCOTBEC
- (7) Teaching qualification (excluding PGCE)
- (8) Nursing or other medical qualification
- (9) Other higher education qualification
- (10) A-level or equivalent
- (11) SCE Higher
- (12) NVQ/SVQ
- (13) GNVQ/GSVQ
- (14) AS-level
- (15) Certificate of Sixth Year Studies (CSYS) or equivalent
- (16) O-level
- (17) SCE Standard/Ordinary (O) Grade
- (18) GCSE
- (19) CSE
- (20) RSA
- (21) City & Guilds
- (22) YT certificate
- (23) Any other professional/vocational qualification/foreign qualifications
- (24) DO NOT USE
- (25) National Qualifications (Scotland).

FREQUENCY: Each quarter from Spring 96 to Winter 03.

COVERAGE: Applies to all respondents who have qualifications or are unsure (QUALCH = 1, 2, 3 or 5).

NOTES: This variable replaced QUAL(0-2) from Spring 96. Responses are recorded in order starting with the highest qualification, e.g. QUALS01 records type of qualification for respondents where it is the first highest qualification they mention, similarly, QUALS02 being the second highest qualification they mention, and so on.

From Spring 96 to Spring 97 this variable was coded as QUALS(00-22). From Spring 97 to Spring 99 it was coded as QUALS(01-23). From Summer 99 this variable is only coded up to QUALS(01-11) meaning that only up to 11 qualifications given by the respondent are recorded.

DEGREE4 - Type of degree already held

- (1) A higher degree (including PGCE)
- (2) A first degree
- (3) A foundation degree
- (4) A graduate membership of a professional institution
- (5) Other
- (6) Don't know

FREQUENCY: Each quarter from Spring 04

COVERAGE: Applies to all respondents who have a degree qualification (QUALS4 =1).

NOTES: This variable replaces DEGREE. Categories 4 & 5 used to be a single category but are now split up. If respondents have more than degree, details regarding the highest level degree they have are recorded. If respondents have more than one degree at the same level, details regarding the first degree obtained at that level (i.e. the earliest degree they obtained) are recorded.

DEGREE - Type of degree

- (1) **Higher degree (including PGCE)**
- (2) **First degree**
- (3) **Other (e.g. graduate member of a professional institute or chartered accountant)**
- (4) **Don't know**

FREQUENCY: Each quarter from Spring 96 to Winter 03.

COVERAGE: Applies to all respondents who have a degree qualification (QUALS = 1).

HIGHO - Type of higher degree

- (1) **Doctorate**
- (2) **Masters**
- (3) **Postgraduate Certificate in Education**
- (4) **Other postgraduate degree or professional qualification**
- (5) **Don't know**

FREQUENCY: Each quarter from Spring 93

COVERAGE: Applies to all respondents who have a higher degree qualification (Spring 93 to Winter 95: QUAL = 1; Spring 96 to Winter 03: DEGREE = 1; From Spring 04: DEGREE4 = 1).

SINCOM - Whether degree is single or combined subject

- (1) **Single subject**
- (2) **Combined subject in one subject area**
- (3) **Combined subject in more than one subject area**

FREQUENCY: Each quarter from Summer 97

COVERAGE: Applies to all respondents who have a degree qualification or a nursing/medical qualification (Summer 97 to Winter 03: DEGREE = 1, 2 or 3 OR QUALS = 8; From Spring 04: DEGREE4 = RESPONSE OR QUALS4 = 8).

SNGDEG - Subject of single subject degree

(1 to 19.9.9) Code for title of degree

FREQUENCY: Each quarter from Summer 97

COVERAGE: Applies to all respondents who have a degree qualification or a nursing/medical qualification (Summer 97 to Winter 03: DEGREE = 1, 2 or 3 OR QUALS = 8; From Spring 04: DEGREE4 = RESPONSE OR QUALS4 = 8).

NOTES: SNGDEG was introduced from Summer 97 which allows analysis of degree subject at far greater detail than SUBJECT1. In Spring 04 the coding frame was up-dated to reflect changes in subjects. LFS User Guide Volume 5 (LFS Classifications) gives a complete breakdown of codes.

CMBDEG(01-12) - Subject areas of combined subject degree

- (1) **Medicine**
- (2) **Medical related subjects**
- (3) **Biological sciences**
- (4) **Agricultural sciences**
- (5) **Physical/environmental sciences**
- (6) **Mathematical sciences and computing**
- (7) **Engineering**
- (8) **Technology**
- (9) **Architecture and related subjects**
- (10) **Social sciences**
- (11) **Business and financial studies**
- (12) **Librarianship and information studies**
- (13) **Linguistics, English, Celtic, ancient**
- (14) **European languages**
- (15) **Other languages**
- (16) **Humanities**
- (17) **Arts**
- (18) **Education**

FREQUENCY: Each quarter from Summer 97

COVERAGE: Applies to all respondents who have a degree in a combined subject (SINCOM ≠ 1).

NOTES: From Summer 97 to Autumn 98 this variable was called CMBDEG (01-18) and respondents could give up to 18 subject areas in a combined degree. From Winter 98 onwards the LFS records up to 12 subject areas in a combined degree.

In SuperCROSS an additional variable called CMBDEGM is available. See note on page 2 for more information on SuperCROSS variables.

CMBMAIN - Main subject area studied in qualification

- (1) **Medicine**
- (2) **Medical related subjects**
- (3) **Biological sciences**
- (4) **Agricultural sciences**
- (5) **Physical/environmental sciences**
- (6) **Mathematical sciences and computing**
- (7) **Engineering**
- (8) **Technology**
- (9) **Architecture and related subjects**
- (10) **Social sciences**
- (11) **Business and financial studies**
- (12) **Librarianship and information studies**
- (13) **Linguistics, English, Celtic, ancient**
- (14) **European languages**
- (15) **Other languages**
- (16) **Humanities**
- (17) **Arts**
- (18) **Education**

FREQUENCY: Each quarter from Spring 03

COVERAGE: Applies to all respondents whose degree or nursing/medical qualification is in a combined subject in more than one subject area (SINCOM=3).

NOTES: Eurostat now requires that a main subject area be recorded for most qualifications, including combined degrees. Currently the LFS records up to 12 subject areas in a combined degree at question CMBDEG. CMBMAIN records the main subject of a combined degree.

DEGCLS - Class of degree achieved

- (1) **First**
- (2) **Upper Second/2:i**
- (3) **Lower Second/2:ii**
- (4) **Third**
- (5) **Pass**
- (6) **Other**
- (7) **Don't Know**

FREQUENCY: Each quarter from Spring 05

COVERAGE: Applies to respondents who have a degree level qualification (DEGREE4 = 2).

NOTES: If respondents have more than one degree, details of the highest degree class they achieved are recorded.

TEACH4(1-6) - Type of teaching qualifications already held

- (1) **Further education**
- (2) **Key stage 4**
- (3) **Key stage 3**
- (4) **Key stage 2**
- (5) **Key stage 1**
- (6) **Foundation stage**
- (7) **Don't know**

FREQUENCY: Each quarter from Spring 04

COVERAGE: Applies to all respondents who have a teaching qualification or a PGCE (QUALS4 = 7 OR HIGHO = 3).

NOTES: This variable replaces TEACH(1-3).

In SuperCROSS an additional variable called TEACH4M is available. See note on page 2 for more information on SuperCROSS variables.

Key stage terminology may be unfamiliar to those trained in Scotland and those who trained a long time ago and are no longer teaching. The table below helps translate Key stages:

England & Wales		
	Age	Key Stage
Early Years Education	3-5	Foundation
Primary Education	5-7	Key Stage 1
	7-11	Key Stage 2
Secondary Education	11-14	Key Stage 3
	14-16	Key Stage 4

TEACH(1-3) - Type of teaching qualification

- (1) **Further education**
- (2) **Secondary**
- (3) **Primary education**

FREQUENCY: Each quarter from Spring 92 to Winter 03.

COVERAGE: Applies to all respondents who have a teaching qualification or a PGCE (Spring 92 to Winter 92: QUAL = 5; Spring 93 to Winter 95: QUAL = 6; From Spring 96: QUALS = 7).

NOTES: Respondents can record up to 3 teaching qualifications. From Spring 92 to Winter 96 this variable is called TEACH(0-2). From Spring 97 the categories are coded TEACH(1-3).

NUMAL - Number of A levels or equivalent

- (1) **One A-level or equivalent**
- (2) **Or more than one**
- (3) **Don't know**

FREQUENCY: Each quarter from Spring 93

COVERAGE: Applies to all respondents who have an A-level qualification (Spring 93 to Winter 95: QUAL = 10; Spring 96 to Winter 03: QUALS = 10; From Spring 04: QUALS4 = 10).

NUMSCE - Number of SCE highers

- (1) **1 or 2 highers**
- (2) **3 or more highers**
- (3) **Don't know**

FREQUENCY: Each quarter from Spring 97 to Winter 05

COVERAGE: Applies to all respondents who have a SCE higher qualification (Spring 97 to Winter 03: QUALS = 11; From Spring 04: QUALS4 = 11).

NUMAS - Number of A-S levels

- (1) **1 A-S level**
- (2) **2 or 2 A-S levels**
- (3) **4 or more passes at this level**
- (4) **Don't know**

FREQUENCY: Each quarter from Spring 95

COVERAGE: Applies to all respondents who have a AS-level qualification (Spring 95 to Winter 95: QUAL = 16; Spring 96 to Winter 03: QUALS = 14; From Spring 04: QUALS4 = 16).

TYPHST(1-5) - Highest National Qualification

- (1) **Access level**
- (2) **Intermediate Level 1**
- (3) **Intermediate Level 2**
- (4) **Higher**
- (5) **Advanced Higher**

FREQUENCY: Autumn and Winter quarters only in 2000 (on ONS datasets). Each quarter from Spring 01

COVERAGE: Applies to all respondents who have a Scottish National qualification (Autumn 00 to Winter 03: QUALS=25; From Spring 04: QUALS4 = 23).

NOTES: From Spring 04, respondents can record up to 5 options. Prior to this only a single response was recorded.

ADVHST - Whether respondent has one or more Advanced Higher

- (1) **One Advanced Higher**
- (2) **More than one**

FREQUENCY: Autumn and Winter quarters only in 2000 (on ONS datasets). Each quarter from Spring 01

COVERAGE: Applies to all respondents who have an advanced Scottish National qualification (TYPHST= 5).

HST - Whether respondent has three or more Highers

- (1) **Three or more Highers**
- (2) **Fewer than three**

FREQUENCY: Autumn and Winter quarters only in 2000 (on ONS datasets). Each quarter from Spring 01

COVERAGE: Applies to all respondents who have a Scottish National qualification (TYPHST = 4 AND ADVHST = 1).

WLSHBC - Level of Welsh Baccalaureate

- (1) **At the intermediate level**
- (2) **Or advanced level**
- (3) **Don't know**

FREQUENCY: Each quarter from Spring 05

COVERAGE: Applies to all respondents who have a Welsh Baccalaureate (QUALS4 = 12).

QGCSE4(1-5) - Type of GCSE or equivalent held below grade C/1

- (1) GCSE's below grade C
- (2) CSE's below grade 1
- (3) Standard grades 4-7/O grades below C
- (4) Scottish NQ's Intermediate 1 below grade A
- (5) Scottish NQ's Intermediate 2 below grade D
- (6) None of these

FREQUENCY: Each quarter from Spring 04

COVERAGE: Applies to all respondents who have a standard/O grades, GCSE, CSE or Scottish National qualifications (QUALS4 = 20 or 21 or 22 or TYPHST = 2 or 3).

NOTES: This variable replaces QGCSE.

QGCSE - Whether respondent has any GCSEs below grade C, or SCE Standard Grades 4-7, or O Grades below grade C, or CSEs below grade 1

- (1) Yes
- (2) No
- (3) Don't know

FREQUENCY: Each quarter from Spring 96 to Winter 03.

COVERAGE: Applies to all respondents who have a standard/O grades, GCSE, CSE or Scottish National qualifications (QUALS = 17, 18, 19).

GCSEFUL(1-5) - Type of GCSE or equivalent held above grade C/1

- (1) GCSE's grade C or above
- (2) CSE's grade 1
- (3) Standards grade 3 or above/O grades C or above
- (4) Scottish NQ's Intermediate 1 grade A or above
- (5) Scottish NQ's Intermediate 2 grade D or above
- (6) None of these

FREQUENCY: Each quarter from Spring 04

COVERAGE: Applies to all respondents who have a standard/O grades, GCSE, CSE or Scottish National Qualifications (QUALS4 ≠ 6).

NOTES: This variable replaces GSCE.

GCSE - Whether respondent has any GCSEs grade C or above, or SCE Standard Grades 1-3, or O Grades grade C or above, or CSEs grade 1

- (1) Yes
- (2) No
- (3) Don't know

FREQUENCY: Each quarter from Spring 96 to Winter 03.

COVERAGE: Applies to all respondents who have a standard/O grades, GCSE or CSE qualification (QUALS = 17 or 18).

CSE - Whether respondent has any CSEs at grade 1

- (1) **Yes**
- (2) **No**
- (3) **Don't know**

FREQUENCY: Each quarter from Spring 96 to Winter 03.

COVERAGE: Applies to all respondents who have a CSE qualification (QUALS = 19).

NUMOL5 - Number of O level/GCSE passes etc already held

- (1) **Fewer than five**
- (2) **Or five or more**
- (3) **Don't know**

FREQUENCY: Each quarter from Spring 05

COVERAGE: Applies to all respondents who said they had GCSEs grade C or above, CSEs grade 1, Standards grades 3 or above/O grades C or above, Intermediate Scottish National Qualifications, or GCE O levels.

NOTES: This variable replaces NUMOL4 from Spring 05.

NUMOL5O - Number of O level, GCSE etc passes held if less than 5

- (1) **One or two**
- (2) **Three or four**
- (3) **Don't know**

FREQUENCY: Each quarter from Spring 05

COVERAGE: Applies to respondents who have fewer than 5 O-level, GCSE etc passes (NUMOL5 = 1).

NUMOL5F - Number of O level, GCSE etc passes held if 5 or more

- (1) **Five to seven**
- (2) **Eight or more**
- (3) **Don't know**

FREQUENCY: Each quarter from Spring 05

COVERAGE: Applies to respondents who have more than 5 O-level, GCSE etc passes (NUMOL5 = 2).

NUMOL4 - Number of O-level, GCSE etc passes already held

- (1) **One or two**
- (2) **Three or four**
- (3) **5 or more**
- (4) **Don't know**

FREQUENCY: Each quarter from Spring 04 to Winter 04.

COVERAGE: Applies to all respondents who have GCSE's at grade C or above, CSE's at grade 1, O-levels, Standard grades 1-3/O grades C or above, or Intermediate Scottish National Qualifications at Level 1 Grade B or above or Level 2 Grade D or above (QGCSE4 = 6 or GCSE4 ≠ 6 or QUALS4 = 19).

NOTES: This variable replaces NUMOL from Spring 04.

NUMOLI - Numol imputed

- (1) **Fewer than 5 passes**
- (2) **5 or more passes**
- (3) **Don't know**
- (4) **DNA**

FREQUENCY: Spring 04 only.

COVERAGE: Applies to all respondents who have GCSE's at grade C or above, CSE's at grade 1, O-levels, Standard grades 1-3/O grades C or above, or Intermediate Scottish National Qualifications at Level 1 Grade B or above or Level 2 Grade D or above (QGCSE4 = 6 or GCSE4 ≠ 6 or QUALS4 = 19).

NOTES: In order to obtain more detail on GCSE passes at Grade C and above, the number of response categories in NUMOL4 were increased. The outcome was a higher proportion of 'don't knows' than in previous quarters. This adjustment variable aims to reduce this effect.

NUM5UP - Numol - uplifted number with 5 or more GCSE's

(1.00 – 1.12)

FREQUENCY: Each quarter from Spring 04 to Winter 04.

COVERAGE: Applies to all respondents who have GCSE's at grade C or above, CSE's at grade 1, O-levels, Standard grades 1-3/O grades C or above, or Intermediate Scottish National Qualifications at Level 1 Grade B or above or Level 2 Grade D or above (QGCSE4 = 6 or GCSE4 ≠ 6 or QUALS4 = 19).

NOTES: In order to obtain more detail on GCSE passes at Grade C and above, the number of response categories in NUMOL4 were increased. The outcome was a higher proportion of 'don't knows' than in previous quarters. These factors, when applied, correct the discontinuity arising from increased 'Don't know' responses.

NUMOL - Number of O levels or equivalent

Spring 93 to Winter 93

- (1) **4 or more passes at this level**
- (2) **Fewer than 4**

Spring 94 onwards

- (1) **Fewer than 5 passes**
- (2) **5 or more passes at this level**

FREQUENCY: Each quarter from Spring 93 to Winter 03.

COVERAGE: Applies to all respondents who have an O-level qualification or equivalent (Spring 03 to Winter 95: QUAL = 20; From Spring 96: QUALS = 17 OR QUALS = 11 AND SCE = 2 OR QUALS = 18 AND GCSE = 1 OR QUALS = 19 AND CSE = 1).

In Winter 96/97 Northern Ireland respondents were not properly routed to NUMOL, leading to 32,000 cases being coded –9(DNA).

BTEC - Highest BTEC qualification

- (1) **Higher level (level 4)**
- (2) **National Certificate of National Diploma Level (level 3)**
- (3) **First diploma or general diploma (level 2)**
- (4) **First certificate or general certificate (below level 2)**
- (5) **Don't know**

FREQUENCY: Each quarter from Spring 96

COVERAGE: Applies to all respondents who have a BTEC, BEC or TEC qualification (Spring 96 to Winter 03: QUALS = 5; From Spring 04: QUALS4 = 5).

NOTES: In Spring 04 the text in this question was amended to include the level number of each of the stages of this qualification.

SCTVEC - Highest SCOTVEC qualification

- (1) **Higher level (level 4)**
- (2) **Full National Certificate (level 3)**
- (3) **First diploma or general certificate (level 2)**
- (4) **First certificate or general certificate (below level 2)**
- (5) **Modules towards a National Certificate**
- (6) **Don't know**

FREQUENCY: Each quarter from Spring 97

COVERAGE: Applies to all respondents who have a SCOTVEC, SCOTEC or SCOTBEC qualification (Spring 97 to Winter 03: QUALS = 6; From Spring 04: QUALS4 = 6).

NOTES: In Spring 04 the text in this question was amended to include the level number of each of the stages of this qualification.

This variable replaced SCOTVEC.

RSA - Highest RSA

- (1) Higher diploma
- (2) Advanced diploma or advanced certificate
- (3) Diploma
- (4) Some other RSA (including Stage I, II and III)
- (5) Don't know

FREQUENCY: Each quarter from Spring 96

COVERAGE: Applies to all respondents who have a RSA qualification (Spring 96 to Winter 03: QUALS = 20; From Spring 04: QUALS4 = 24).

NOTES: The levels in RSA (now renamed OCR) are as follows:

- Higher diploma = level 4
- Advanced diploma/certificate = level 3
- Diploma = level 2
- Other RSA (including stage I, II, III) = level 1

CANDG - Highest City and Guilds qualification

Spring 96 to Winter 96

- (1) Advanced craft
- (2) Craft
- (3) Some other City and Guilds qualification
- (4) Don't know

Spring 97 onwards

- (1) Advanced craft/part 3
- (2) Craft/part 2
- (3) Foundation/part 1
- (4) Don't know

FREQUENCY: Each quarter from Spring 96

COVERAGE: Applies to all respondents who have a City & Guilds qualification (Spring 96 to Winter 03: QUALS = 21; From Spring 04: QUALS4 = 25).

NOTES: The City & Guilds qualification levels are as follows:

- Advanced Craft/part 3 = Level 3
- Craft/part 2 = Level 2
- Foundation/part 1 = Level 1

Full technology certificate, licentiateship, advanced craft senior, advanced certificate and stage 3 are coded as advanced craft/part 3.

Stage 2 or Diploma in Vocational Education at intermediate level are coded as craft/part 2.

QGNVQ - Whether respondent has any GNVQs/GSVQs

- (1) **Yes**
- (2) **No**
- (3) **Don't know**
- (4) **Never heard of GNVQs**

FREQUENCY: Each quarter from Spring 96

COVERAGE: Applies to all respondents who have a qualification, but not a GNVQ/GSVQ (Spring 96 to Winter 03: QUALCH = 1, 2, 3, 5 AND QUALS = 13; From Spring 04 to Winter 04: QUALCH4 = 1, 2, 3, 4 or 6 AND QUALS4 ≠ 15; From Spring 05: QUALCH5 = 1, 2, 3, 4, 5 or 7 AND QUALS4 ≠ 15).

NOTES: Code 4 'Never heard of GNVQs' is only available for personal, not proxy interviews. If a proxy respondent "has never heard of them", code 3 'Don't know' is entered.

GNVQ4 - Type of highest GNVQ/GSVQ already held

- (1) **Advanced level**
- (2) **Full intermediate level**
- (3) **Part one intermediate level**
- (4) **Full foundation level**
- (5) **Part one foundation level**
- (6) **Don't know**

FREQUENCY: Each quarter from Spring 04

COVERAGE: Applies to respondents who have a GNVQ or GSVQ qualification (QGNVQ = 1 OR QUALS4 = 15).

NOTES: This variable replaces GNVQ. The categories have been subdivided further than was previously the case. A full qualification = 6 units. A part qualification = 3 units.

GNVQ - Highest GNVQ/GSVQ

- (1) **Advanced level**
- (2) **Intermediate level**
- (3) **Foundation level**
- (4) **Don't know**

FREQUENCY: Each quarter from Spring 96 to Winter 03.

COVERAGE: Applies to all respondents who have a GNVQ/GSVQ qualification (QGNVQ = 1 or QUALS = 13).

NVQSVQ - Whether respondent has any full NVQs or SVQs

- (1) **Yes**
- (2) **No**
- (3) **Don't know**
- (4) **Never heard of NVQs/SVQs**

FREQUENCY: Each quarter from Spring 93

COVERAGE: Applies to all respondents who have qualifications and have not previously stated that they have NVQs/SVQs (Spring 93 to Winter 95: QUALCH = 1, 3 or NA; Spring 96 to Winter 03: QUALCH = 1, 2, 3, 5, NA AND QUALS = 12; From Spring 04 to Winter 04: QUALCH4 = 1, 2, 3, 4 or 6 AND QUALS4 ≠ 14; From Spring 05: QUALCH5 = 1, 2, 3, 4, 5 or 7 AND QUALS4 ≠ 14).

NOTES: Code 4 'Never heard of NVQs/SVQs' is only available for personal, not proxy interviews. If a proxy respondent "has never heard of them", code 3 'Don't know' is entered.

NVQLEV - Highest level of full NVQs or SVQs

- (1) **Level 1**
- (2) **Level 2**
- (3) **Level 3**
- (4) **Level 4**
- (5) **Level 5**
- (6) **Don't know**

FREQUENCY: Each quarter from Spring 93

COVERAGE: Applies to all respondents who have a NVQ/SVQ qualification (Spring 93 to Winter 03: NVQSVQ = 1 OR QUALS = 12; From Spring 04 NVQSVQ = 1 OR QUALS4 = 14).

NVQUN - Whether respondent has any units towards NVQs or SVQs

- (1) **Yes**
- (2) **No**
- (3) **Don't know**

FREQUENCY: Each quarter from Spring 93

COVERAGE: Applies to all respondents who have or have heard of NVQs/SVQs (Spring 93 to Winter 03: NVQSVQ = 1, 2 or 3 OR QUALS = 12; From Spring 04: NVQSVQ = 1, 2 or 3 OR QUALS4 = 14).

HIGHEST QUALIFICATION

HIQUAL5 - Highest qualification/trade apprenticeship

- (1) Higher degree
- (2) NVQ level 5
- (3) First degree/foundation degree
- (4) Other degree
- (5) NVQ level 4
- (6) Diploma in higher education
- (7) HNC/HND/BTEC higher etc
- (8) Teaching – further education
- (9) Teaching – secondary education
- (10) Teaching – primary education
- (11) Teaching – foundation stage
- (12) Teaching – level not stated
- (13) Nursing etc
- (14) RSA higher diploma
- (15) Other higher education below degree
- (16) NVQ level 3
- (17) Advanced Welsh Bacculaureate
- (18) International Bacculaureate
- (19) GNVQ/GSVQ advanced
- (20) A-level or equivalent
- (21) RSA advanced diploma
- (22) OND/ONC/BTEC/SCOTVEC National etc
- (23) City & Guilds Advanced Craft/Part 1
- (24) Scottish 6 year certificate/CSYS
- (25) SCE higher or equivalent
- (26) Access qualifications
- (27) AS-level or equivalent
- (28) Trade apprenticeship
- (29) NVQ level 2 or equivalent
- (30) Intermediate Welsh Bacculaureate
- (31) GNVQ/GSVQ intermediate
- (32) RSA diploma
- (33) City & Guilds Craft/Part 2
- (34) BTEC/SCOTVEC First or General diploma etc
- (35) O-level, GCSE grade A*-C or equivalent
- (36) NVQ level 1 or equivalent
- (37) GNVQ/GSVQ foundation level
- (38) CSE below grade 1, GCSE below grade C
- (39) BTEC/SCOTVEC First or General certificate
- (40) SCOTVEC modules
- (41) RSA other
- (42) City & Guilds foundation/Part 1
- (43) YT/YTP certificate
- (44) Key skills qualification
- (45) Basic skills qualification
- (46) Entry level qualification
- (47) Other qualification
- (48) No qualifications
- (49) Don't know

FREQUENCY: Each quarter from Spring 05

COVERAGE: Applies to all respondents of working age or those in employment with qualifications.

HIQUAL5 continued on next page...

HIQUAL5 continued from previous page...

NOTES: This variable replaces HIQUAL4 from Spring 05. The response categories were expanded to include advanced and intermediate Welsh Baccalaureates.

This variable is derived from SEX, AGE, WRKING, JBAWAY, OWNBUS, RELBUS, DEGREE4, NVQLEV, QUALS4, TYPHST, BTEC, SCTVEC, TEACH4, RSA, GNVQ4, CANDG, APPR4, GCSE4, QUALCH5 & WLSHBC.

Must filter on working age otherwise those men above 64 and women above 59, in employment will be included.

HIQUAL4 - Highest qualification/trade apprenticeship

- (1) Higher degree
- (2) NVQ level 5
- (3) First degree/foundation degree
- (4) Other degree
- (5) NVQ level 4
- (6) Diploma in higher education
- (7) HNC/HND/BTEC higher etc
- (8) Teaching – further education
- (9) Teaching – secondary education
- (10) Teaching – primary education
- (11) Teaching – foundation stage
- (12) Teaching – level not stated
- (13) Nursing etc
- (14) RSA higher diploma
- (15) Other higher education below degree
- (16) NVQ level 3
- (17) GNVQ/GSVQ advanced
- (18) A-level or equivalent
- (19) RSA advanced diploma
- (20) OND/ONC/BTEC/SCOTVEC National etc
- (21) City & Guilds Advanced Craft/Part 1
- (22) Scottish 6 year certificate/CSYS
- (23) SCE higher or equivalent
- (24) Access qualifications
- (25) AS-level or equivalent
- (26) Trade apprenticeship
- (27) NVQ level 2 or equivalent
- (28) GNVQ/GSVQ intermediate
- (29) RSA diploma
- (30) City & Guilds Craft/Part 2
- (31) BTEC/SCOTVEC First or General diploma etc
- (32) O-level, GCSE grade A*-C or equivalent
- (33) NVQ level 1 or equivalent
- (34) GNVQ/GSVQ foundation level
- (35) CSE below grade 1, GCSE below grade C
- (36) BTEC/SCOTVEC First or General certificate
- (37) SCOTVEC modules
- (38) RSA other
- (39) City & Guilds foundation/Part 1
- (40) YT/YTP certificate
- (41) Key skills qualification
- (42) Basic skills qualification
- (43) Entry level qualification
- (44) Other qualification
- (45) No qualifications
- (46) Don't know

FREQUENCY: Each quarter from Spring 04

COVERAGE: Applies to all respondents of working age or those in employment with qualifications.

NOTES: This variable replaces HIQUAL. This variable is derived from SEX, AGE, WRKING, JBAWAY, OWNBUS, RELBUS, DEGREE4, NVQLEV, QUALS4, TYPHST, BTEC, SCTVEC, TEACH4, RSA, GNVQ4, CANDG, APPR4 & GCSEFUL.

Must filter on working age otherwise those men above 64 and women above 59, in employment will be included.

HIQUAL4I - Hiqua4 imputed

- (1) Higher degree
- (2) NVQ level 5
- (3) First degree/foundation degree
- (4) Other degree
- (5) NVQ level 4
- (6) Diploma in higher education
- (7) HNC/HND/BTEC higher etc
- (8) Teaching – further education
- (9) Teaching – secondary education
- (10) Teaching – primary education
- (11) Teaching – foundation stage
- (12) Teaching – level not stated
- (13) Nursing etc
- (14) RSA higher diploma
- (15) Other higher education below degree
- (16) NVQ level 3
- (17) GNVQ/GSVQ advanced
- (18) A-level or equivalent
- (19) RSA advanced diploma
- (20) OND/ONC/BTEC/SCOTVEC National etc
- (21) City & Guilds Advanced Craft/Part 1
- (22) Scottish 6 year certificate/CSYS
- (23) SCE higher or equivalent
- (24) Access qualifications
- (25) AS-level or equivalent
- (26) Trade apprenticeship
- (27) NVQ level 2 or equivalent
- (28) GNVQ/GSVQ intermediate
- (29) RSA diploma
- (30) City & Guilds Craft/Part 2
- (31) BTEC/SCOTVEC First or General diploma etc
- (32) O-level, GCSE grade A*-C or equivalent
- (33) NVQ level 1 or equivalent
- (34) GNVQ/GSVQ foundation level
- (35) CSE below grade 1, GCSE below grade C
- (36) BTEC/SCOTVEC First or General certificate
- (37) SCOTVEC modules
- (38) RSA other
- (39) City & Guilds foundation/Part 1
- (40) YT/YTP certificate
- (41) Key skills qualification
- (42) Basic skills qualification
- (43) Entry level qualification
- (44) Other qualification
- (45) No qualifications
- (46) Don't know

FREQUENCY: Spring 04 only.

COVERAGE: Applies to all respondents of working age or those in employment with qualifications.

NOTES: Changes to the questions in Spring 04 affected the estimates of highest qualifications attained due to the way the LFS impute data. ONS standard procedures meant that not all information on qualifications was brought forward from the previous quarter for respondents who could not be contacted in the Spring quarter. This variable aims to adjust the estimates of attainment and therefore reduce this effect. This affects only Spring 04 data.

HIQUAL - Highest qualification

- (1) Higher degree
- (2) NVQ level 5
- (3) First degree
- (4) Other degree
- (5) NVQ level 4
- (6) Diploma in higher education
- (7) HNC/HND, BTEC higher etc
- (8) Teaching – further education
- (9) Teaching – secondary
- (10) Teaching – primary
- (11) Teaching – level not stated
- (12) Nursing etc
- (13) RSA higher diploma
- (14) Other higher education below degree level
- (15) NVQ level 3
- (16) GNVQ advanced
- (17) A level or equivalent
- (18) RSA advanced diploma or certificate
- (19) OND/ONC, BTEC/SCOTVEC national
- (20) City and Guilds advanced craft
- (21) Scottish 6th year certificate (CSYS)
- (22) SCE higher or equivalent
- (23) AS level or equivalent
- (24) Trade apprenticeship
- (25) NVQ level 2 or equivalent
- (26) GNVQ intermediate
- (27) RSA diploma
- (28) City and Guilds craft
- (29) BTEC/SCOTVEC first or general diploma
- (30) O level, GCSE grade A-C or equivalent
- (31) NVQ level 1 or equivalent
- (32) GNVQ/GSVQ foundation level
- (33) CSE below grade 1, GCSE below grade C
- (34) BTEC first or general certificate
- (35) SCOTVEC modules or equivalent
- (36) RSA other
- (37) City and Guilds other
- (38) YT/YTP certificate
- (39) Other qualification
- (40) No qualifications
- (41) Don't know

FREQUENCY: Each quarter from Spring 96 to Winter 03.

COVERAGE: Applies to all respondents of working age or those in employment with qualifications.

NOTES: This variable is derived from SEX, AGE, QUALS, WRKING, JBAWAY, OWNBUS, RELBUS, APPREN, QUALCH, DEGREE, NVQSVQ, NVQLEV, BTEC, SCOTVEC, TEACH, RSA, GNVQ, QGNVQ, CANDG, SCE, GCSE & CSE.

Must filter on working age otherwise those men above 64 and women above 59, in employment will be included.

From Autumn 2000: Option 17 (A Level or equivalent) includes Advanced Higher National qualification (for Scotland); Option 22 (SCE higher or equivalent) includes Higher National qualification (for Scotland); Option 25 (NVQ level 2 or equivalent) includes Intermediate 2 National qualification (for Scotland); Option 31 (NVQ level 1 or equivalent) includes Intermediate 1 National qualification (for Scotland).

Codes '1-4' = degree or higher; '5-14' = higher education, below degree; '15-24' = A level or equivalent; '25-30' = GCSE A-C or equivalent; '31-38' = CSE below grade 1 or equivalent.

HIQUAL5D - Highest qualification (detailed grouping)

- (1) Degree or equivalent
- (2) Higher education
- (3) GCE, A-level or equivalent
- (4) GCSE grades A*-C or equivalent
- (5) Other qualifications
- (6) No qualification
- (7) Don't know

FREQUENCY: Each quarter from Spring 05

COVERAGE: Applies to all respondents of working age or those in employment with qualifications.

NOTES: This variable replaces HIQUAL4D. This variable is derived from HIQUAL5.

HIQUAL4D - Highest qualification (detailed grouping)

- (1) Degree or equivalent
- (2) Higher education
- (3) GCE, A-level or equivalent
- (4) GCSE grades A*-C or equivalent
- (5) Other qualifications
- (6) No qualification
- (7) Don't know

FREQUENCY: Each quarter from Spring 04 to Winter 04.

COVERAGE: Applies to all respondents of working age or those in employment with qualifications.

NOTES: This variable replaces HIQUALD. This variable is derived from HIQUAL4.

HIQUAL4DI - Hiqual4d imputed

- (1) Degree or equivalent
- (2) Higher education
- (3) GCE, A-level or equivalent
- (4) GCSE grades A*-C or equivalent
- (5) Other qualifications
- (6) No qualification
- (7) Don't know

FREQUENCY: Spring 04 only.

COVERAGE: Applies to all respondents of working age or those in employment with qualifications.

NOTES: This variable is derived from HIQUAL4.

Changes to the questions in Spring 04 affected the estimates of highest qualifications attained due to the way the LFS impute data. ONS standard procedures meant that not all information on qualifications was brought forward from the previous quarter for respondents who could not be contacted in the Spring quarter. This variable aims to adjust the estimates of attainment and therefore reduce this effect. This affects only Spring 04 data.

HIQUALD - Highest qualification (detailed grouping)

- (1) Degree or equivalent
- (2) Higher Education
- (3) GCE A Level or equivalent
- (4) GCSE grades A*-C or equivalent
- (5) Other qualification
- (6) No qualification
- (7) Don't know

FREQUENCY: Each quarter from Spring 96 to Winter 03.

COVERAGE: Applies to all respondents of working age or those in employment with qualifications.

NOTES: This DV replaces HIQUAPD from Spring 1996.

LEVQUAL5 - Level of highest qualification held

- (1) NVQ level 4 and above
- (2) NVQ level 3
- (3) Trade apprenticeships
- (4) NVQ level 2
- (5) Below NVQ level 2
- (6) Other qualifications
- (7) No qualifications

FREQUENCY: Each quarter from Spring 05

COVERAGE: Applies to all respondents of working age or those in employment with qualifications.

NOTES: This variable replaces LEVQUAL from Spring 05. The underlying variable HIQUAL4 has been replaced by the new variable HIQUAL5.

This variable is derived from HIQUAL5, NUMAL, NUMAS, ADVHST, NUMSCE, HST & NUMOL5.

LEVQUAL - Level of highest qualification held

- (1) NVQ level 4 and above
- (2) NVQ level 3
- (3) Trade apprenticeships
- (4) NVQ level 2
- (5) Below NVQ level 2
- (6) Other qualifications
- (7) No qualifications

FREQUENCY: Each quarter from Spring 2001 to Winter 04.

COVERAGE: Applies to all respondents of working age or those in employment with qualifications.

NOTES: This variable is derived from HIQUAL4, NUMAL, NUMAS, ADVHST, NUMSCE, HST & NUMOL4.

LEVQUALI - Levqual imputed

- (1) **NVQ level 4 and above**
- (2) **NVQ level 3**
- (3) **Trade apprenticeships**
- (4) **NVQ level 2**
- (5) **Below NVQ level 2**
- (6) **Other qualifications**
- (7) **No qualifications**

FREQUENCY: Spring 04 only.

COVERAGE: Applies to all respondents of working age or those in employment with qualifications.

NOTES: This variable is derived from HIQUAL4, NUMAL, NUMAS, ADVHST, NUMSCE, HST & NUMOL4.

Changes to the questions in Spring 04 affected the estimates of highest qualifications attained due to the way the LFS impute data. ONS standard procedures meant that not all information on qualifications was brought forward from the previous quarter for respondents who could not be contacted in the Spring quarter. This variable aims to adjust the estimates of attainment and therefore reduce this effect. This affects only Spring 04 data.

HITQUA5 - Highest qualification training leads to

- (1) Higher degree
- (2) NVQ level 5
- (3) First degree
- (4) Other degree
- (5) NVQ level 4
- (6) Diploma in higher education
- (7) HNC/HND/BTEC/SCOTVEC/Higher etc
- (8) Teaching qualification
- (9) Nursing qualification
- (10) RSA higher diploma
- (11) Other higher education below degree
- (12) NVQ level 3
- (13) A-level or equivalent
- (14) International Baccalaureate
- (15) RSA advanced diploma
- (16) OND/ONC/BTEC/SCOTVEC national level
- (17) City & Guilds advanced craft/part 3
- (18) Scottish 6th year certificate (CSYS)
- (19) SCE higher or equivalent
- (20) Access to HE
- (21) AS-level or equivalent
- (22) Trade apprenticeship
- (23) NVQ level 2 or equivalent
- (24) Welsh Baccalaureate advanced and intermediate level
- (25) GNVQ Intermediate
- (26) RSA diploma
- (27) City & Guilds craft/part 2
- (28) BTEC/SCOTVEC first or general diploma etc
- (29) O-level/GCSE or equivalent
- (30) NVQ level 1 or equivalent
- (31) GNVQ/GSVQ foundation level
- (32) BTEC/SCOTVEC first or general certificate etc
- (33) SCOTVEC modules or equivalent
- (34) RSA other
- (35) City & Guilds foundation/part 1
- (36) Key skills qualification
- (37) Basic skills qualification
- (38) Entry level qualification
- (39) Other qualification
- (40) No qualification
- (41) Don't know

FREQUENCY: Each quarter from Spring 05

COVERAGE: Applies to all respondents of working age training towards a qualification or those in employment.

NOTES: This variable replaces HITQUA4 from Spring 05. The response categories have been expanded to include International Baccalaureates and advanced and intermediate Welsh Baccalaureates.

This variable is derived from AGE, QULNOW, DEGNOW, NVQLE2, QULHI4, TECNOW, SCNOW, RSANOW, GNVNOW4, CGNOW, APPR4 & HSTNOW.

HITQUA4 - Highest qualification training leads to

- (1) Higher degree
- (2) NVQ level 5
- (3) First degree
- (4) Other degree
- (5) NVQ level 4
- (6) Diploma in higher education
- (7) HNC/HND/BTEC/SCOTVEC/Higher etc
- (8) Teaching qualification
- (9) Nursing qualification
- (10) RSA higher diploma
- (11) Other higher education below degree
- (12) NVQ level 3
- (13) A-level or equivalent
- (14) RSA advanced diploma
- (15) OND/ONC/BTEC/SCOTVEC national level
- (16) City & Guilds advanced craft/part 3
- (17) Scottish 6th year certificate (CSYS)
- (18) SCE higher or equivalent
- (19) Access to HE
- (20) AS-level or equivalent
- (21) Trade apprenticeship
- (22) NVQ level 2 or equivalent
- (23) GNVQ Intermediate
- (24) RSA diploma
- (25) City & Guilds craft/part 2
- (26) BTEC/SCOTVEC first or general diploma etc
- (27) O-level/GCSE or equivalent
- (28) DO NOT USE
- (29) NVQ level 1 or equivalent
- (30) GNVQ/GSVQ foundation level
- (31) BTEC/SCOTVEC first or general certificate etc
- (32) SCOTVEC modules or equivalent
- (33) RSA other
- (34) City & Guilds foundation/part 1
- (35) Key skills qualification
- (36) Basic skills qualification
- (37) Entry level qualification
- (38) Other qualification
- (39) No qualifications
- (40) Don't know

FREQUENCY: Each quarter from Spring 04 to Winter 04.

COVERAGE: Applies to all respondents of working age training towards a qualification or those in employment.

NOTES: This variable replaces HITQUA from Spring 04. This variable is derived from AGE, QULNOW, DEGNOW, NVQLE2, QULHI4, TECNOW, SCNOW, RSANOW, GNV/NOW4, CGNOW, APPR4 & HSTNOW.

HITQUA - Highest qualification being worked for

- (1) Higher degree
- (2) NVQ level 5
- (3) First degree
- (4) Other degree
- (5) NVQ level 4
- (6) Diploma in higher education
- (7) HNC/HND, BTEC higher etc
- (8) Teaching
- (9) Nursing etc
- (10) RSA higher diploma
- (11) Other higher education below degree level
- (12) NVQ level 3
- (13) GNVQ advanced
- (14) A level or equivalent
- (15) RSA advanced diploma
- (16) OND/ONC, BTEC/SCOTVEC national
- (17) City and Guilds advanced craft
- (18) Scottish 6th year certificate (CSYS)
- (19) SCE higher or equivalent
- (20) AS level or equivalent
- (21) Trade apprenticeship
- (22) NVQ level 2 or equivalent
- (23) GNVQ intermediate
- (24) RSA diploma
- (25) City and Guilds craft
- (26) BTEC/SCOTVEC first or general diploma
- (27) O level, GCSE grade A-C or equivalent
- (28) NVQ level 1 or equivalent
- (29) GNVQ/GSVQ foundation level
- (30) CSE below grade 1, GCSE below grade C
- (31) BTEC/SCOTVEC first or general certificate
- (32) SCOTVEC modules or equivalent
- (33) RSA other
- (34) City and Guilds other
- (35) YT/YTP certificate
- (36) Other qualification

FREQUENCY: Spring and Autumn quarters only from 96. Each quarter from Spring 2000 (not Summer 2000) to Winter 03.

COVERAGE: Applies to all respondents in employment and all other men aged 16-64 and women aged 16-59 training towards a qualification.

NOTES: The position of trade apprenticeships is nominal. Individual apprenticeships may be equivalent to a lower level and those people working for higher qualifications may be doing this as part of a trade apprenticeship. The variable is derived from AGE, QULNOW, QULHI, NVQKN2, DEGNOW, NVQLE2, TECNOW, SCONOW, RSANOW, GNVNOW, CGNOW, SCNOW, HSTNOW, APPREN.

This variable was not included on the Summer 2000 datasets.

From Autumn 2000: Option 14 (A Level or equivalent) includes Advanced Higher National qualification. Option 19 (SCE higher or equivalent) includes Higher National qualification. Option 22 (NVQ level 2 or equivalent) includes Intermediate 2 National qualification. Option 28 (NVQ level 1 or equivalent) includes Intermediate 1 National qualification.

QALPL99 - How highest qualification obtained

- (1) **Solely at school, college or some other education institution**
- (2) **Solely at a place of work – yours or somebody else's**
- (3) **Through a combination of workplace and academic institution**
- (4) **In some other way**
- (5) **Don't know**

FREQUENCY: Spring quarters only from Spring 99

COVERAGE: Applies to all respondents of working age with qualifications.

QLPLO99 - Way highest qualification obtained

- (1) **Government training**
- (2) **Self directed / open learning**
- (3) **Taking exam without taking a course**
- (4) **Other**
- (5) **Don't know**

FREQUENCY: Spring quarters only from Spring 99

COVERAGE: Applies to all respondents who obtained their highest qualification not solely through an academic institution or solely at a place of work or through a combination of the two.

VOCQPL - How highest vocational qualification obtained

- (1) **Solely at school, college or some other education institution**
- (2) **Solely at a place of work – yours or somebody else's**
- (3) **Through a combination of workplace and academic institution**
- (4) **In some other way**
- (5) **Don't know**

FREQUENCY: Spring quarters only from Spring 99

COVERAGE: Applies to all respondents of working age with vocational qualifications.

VCQPLO - Way highest vocational qualification obtained

- (1) **Government training**
- (2) **Self directed / open learning**
- (3) **Taking exam without taking a course**
- (4) **Other**
- (5) **Don't know**

FREQUENCY: Spring quarters only from Spring 99

COVERAGE: Applies to all respondents who obtained their highest vocational qualification not solely through an academic institution or solely at a place of work or through a combination of the two.

YERQAL1 - When obtained highest qualification

- (1) **Answer given as age**
- (2) **Answer given as year**

FREQUENCY: Each quarter from Spring 01

COVERAGE: Applies to all respondents with qualifications (Spring 01 to Winter 03: QUALCH = 1, 2, 3, or 5 AND QUALS = RESPONSE; From Spring 04 to Winter 04: QUALCH4 = 1, 2, 3, 4 or 6 AND QUALS4 = RESPONSE; From Spring 05: QUALCH5 = 1, 2, 3, 4, 5 or 7 AND QUALS4 = RESPONSE).

NOTES: Respondents may reply by either giving the age at which they achieved their highest qualification or in what year they did so.

YERQAL2 - Age obtained highest qualification

- (1) **Answer given as age**

FREQUENCY: Each quarter from Spring 01

COVERAGE: Applies to all respondents who give their age at which they obtained their highest qualification (YERQAL1 = 1).

YERQAL3 - Year obtained highest qualification

- (1) **Answer given as year**

FREQUENCY: Each quarter from Spring 01

COVERAGE: Applies to all respondents who give the year at which they obtained their highest qualification (YERQAL1 = 2).

SUBCOD(1-8) - Area of study

- (1.00 – 9.99) **Codes for Area of Study**

FREQUENCY: Each quarter from Summer 01

COVERAGE: Applies to all respondents who have a vocational qualification.

NOTES: This is the subject of study of the highest level 2 qualifications and above already held (excludes degrees and GCSE/O-level/A-level and equivalents).

A new coding frame was introduced in Spring 04. LFS User Guide Volume 5 (LFS Classifications) gives a complete breakdown of codes.

This variable replaces SUBCODE from Summer 01.

SUBNO(1-8) - Qualification at subcod1-8

- (1) Higher degree
- (2) NVQ/SVQ level 5
- (3) First degree
- (4) Other degree level qualification
- (5) NVQ/SVQ level 4
- (6) Diploma in higher education
- (7) HNC/HND
- (8) Higher level of BTEC, BEC or TEC
- (9) Higher level of SCOTBEC etc
- (10) Teaching qualification
- (11) Nursing or medical qualification
- (12) RSA higher diploma
- (13) Higher education, below degree qualification
- (14) NVQ/SVQ level 3
- (15) Advanced GNVQ/GSVQ
- (16) A-level/Scot advanced higher
- (17) RSA advanced diploma/certificate
- (18) BTEC, BEC, TEC National certificate/diploma
- (19) SCOTBEC, SCOTEC, SCOTVEC National
- (20) ONC/OND
- (21) City & Guilds craft/part 3
- (22) Certificate of sixth year studies (CSYS)
- (23) SCE higher or equivalent
- (24) AS-level
- (25) NVQ/SVQ level 2
- (26) Intermediate GNVQ/GSVQ
- (27) RSA diploma
- (28) City & Guilds craft/part 2
- (28) BTEC, BEC, TEC First certificate/diploma

FREQUENCY: Each quarter from Summer 03

COVERAGE: Applies to all respondents who have a vocational qualification.

NOTES: This variable is only available on ONS datasets.

KEY SKILLS QUALIFICATIONS

KEYHOLD - Any Key Skills qualifications

- (1) **Yes**
- (2) **No**
- (3) **Don't know**
- (4) **Never heard of Key Skills**

FREQUENCY: Autumn and Winter quarters only from Autumn 02 to Winter 03.

COVERAGE: Applies to all respondents who are of working age and who currently hold qualifications.

NOTES: Key Skills are described in terms of units, each at 5 levels, which stretch broadly from the equivalent of GCSE (D-G) to first degree. They cover: Communication, Application of Number, Information Technology, Working with Others, Improving Own Learning and Performance, Problem Solving.

KEYINT - Intending to study for Key Skills

- (1) **Yes**
- (2) **No**

FREQUENCY: Autumn and Winter quarters only from Autumn 02 to Winter 03.

COVERAGE: Applies to all respondents who are of working age and KEYHOLD = 2, 3 OR QUALCH = NONE.

NOTES: See notes for KEYHOLD.

AGE COMPLETED FULL-TIME EDUCATION

Education refers to continuous full time education, that is education without a break. Holiday jobs do not count as a break provided that the person intended to complete the course. In addition a gap of up to a year between going to school and going to college or university would not count as a break in continuous full time education. Similarly National Service between school or college would not count as a break. A sandwich course begun immediately after school finishes would be counted as continuous full time education. Nursing training and similar vocational training undertaken while receiving a wage are not counted as part of the continuous education process.

EDAGE - Age when completed full time education

- (0-95) Age left school**
- (96) Still in education**
- (97) Never had education**

FREQUENCY: Each quarter from Spring 92

COVERAGE: Applies to all respondents in employment or of working age.

APPRENTICESHIP

APPR4 - Recognised trade apprenticeship

- (1) Yes (completed)
- (2) Yes (still doing)
- (3) Yes, has completed one apprenticeship and is now doing a further one
- (4) No

FREQUENCY: Each quarter from Spring 04

COVERAGE: Applies to all respondents who are of working age or else in work in the reference week.

NOTES: This variable replaces APPREN. The response options have been amended to take into account that people may have already completed one apprenticeship and are now working towards another, probably advanced, one.

APPREN - Recognised trade apprenticeship

Spring 92 to Winter 02

- (1) Yes (completed)
- (2) Yes (still doing)
- (3) No (including apprenticeship begun but discontinued)

Spring 03 onwards

- (1) Yes (completed)
- (2) Yes (still doing)
- (3) Yes (begun but discontinued)
- (4) No

FREQUENCY: Each quarter from Spring 92 to Winter 03.

COVERAGE: Applies to all respondents in employment or of working age.

NOTES: This variable was amended in Spring 03 to include those that began apprenticeships but then discontinued them.

There is a discontinuity in APPREN between Winter 96 and Spring 97 due to both a routing change and a routing error. Prior to Winter 96, those still at school (SCHOOL = 1) were incorrectly routed to APPREN. From Spring 97, SCHOOL was replaced by COURSE.

APPREN2 - Apprenticeship discontinued in last year

- (1) Yes
- (2) No

FREQUENCY: Spring 2003 only.

COVERAGE: Applies to all respondents who have completed or at least begun apprenticeships whether or not they did so in the past 12 months (APPREN = 1 or 3).

MODAPP4 - Whether apprenticeship part of Modern Apprenticeship

- (1) **Yes, Foundation Modern Apprenticeship**
- (2) **Yes, Advanced Modern Apprenticeship**
- (3) **Yes, FMA plus AMA**
- (4) **No**
- (5) **Don't know**

FREQUENCY: Each quarter from Spring 04

COVERAGE: Applies to all respondents who are doing or have completed a recognised apprenticeship (APPR4 = 1, 2 or 3).

NOTES: This variable replaces MODAPP.

MODAPP - Whether apprenticeship forms part of Modern Apprenticeship scheme

- (1) **(Northern Ireland) Modern Apprenticeship initiative**
- (2) **Accelerated Modern Apprenticeships**
- (3) **Neither of these**
- (4) **Never heard of Modern Apprenticeships**

FREQUENCY: Each quarter from Spring 96 to Winter 03.

COVERAGE: Applies to all respondents who did or who are still doing an apprenticeship (APPREN = 1, 2).

NOTES: Modern Apprentices can be any age but are likely to be young (under 30). Users may wish to filter by age if appropriate.

SOC2KAP - Occupation in apprenticeship

(1111-9259) Range of occupation codes

FREQUENCY: Each quarter from Spring 01

COVERAGE: Applies to all respondents.

NOTES: This variable replaces SOCAPP. This variable is derived from OCOD2KA & APPR4.

LFS User Guide Volume 5 (LFS Classifications) gives a complete breakdown of occupation codes.

The new SOC2000 variables were introduced into the Labour Force Survey in Spring 2001, because SOC90 became outdated. The extensive revisions to the Standard Occupational Classification (SOC) include a tighter definition of managerial occupations and moving many job titles between major groups to reflect the repositioning of certain jobs. New occupations have been introduced in the fields of computing, environment and conservation and customer service occupations. Most of the major groups have been re-named and all have a different composition in terms of job titles compared with their SOC90 counterparts. There is no exact correspondence between SOC90 and SOC2000 at any level.

APPSAM - Apprenticeship part of main job

- (1) **Yes**
- (2) **No**

FREQUENCY: Each quarter from Spring 01

COVERAGE: Applies to all respondents still doing an apprenticeship or have completed one and now doing another (APPR4 = 2 or 3).

NOTES: Those still doing their apprenticeship are asked for full details of what they are doing.

CURRENT STUDY

QULNOW - Whether working or studying towards a qualification

- (1) **Yes**
- (2) **No**

FREQUENCY: Spring quarters only from Spring 93 to Spring 94. Spring and Autumn quarters from Spring 95 to Autumn 99. Each quarter from Spring 2000

COVERAGE: Applies to all respondents in employment or of working age.

NOTES: This variable replaced TRGAIN. It identifies those respondents who are working towards a qualification.

DNA (-9) will include people who were not contacted in the quarter this question was asked. See Volume 1(Background and Methodology), "Imputation in the LFS", for full details.

QULFUT - Back to education in next 12 months

- (1) **Yes**
- (2) **No**

FREQUENCY: Autumn quarters only from Autumn 02

COVERAGE: Applies to all respondents in Wales who are not currently working or studying towards a qualification (QULNOW = 2).

NOTES: This variable is not available on SPSS/SAS public datasets in Autumn 02.

These questions for the National Assembly for Wales ask about where people go for information on learning opportunities. The target population is primarily adults who have just returned to education, or are considering returning to education or people currently in secondary education if they are aged 16 or over.

QULADV(1-9) - Advice on learning or training classes

- (1) **School**
- (2) **Local college**
- (3) **Direct to university/college**
- (4) **Library**
- (5) **Community Education Centre**
- (6) **Local Careers Company**
- (7) **Telephone helpline – Learn Direct**
- (8) **Work or employer**
- (9) **Other response**

FREQUENCY: Autumn quarters only from Autumn 02

COVERAGE: Applies to all respondents in Wales who are currently working or studying towards a qualification or are considering going back into education in the next 12 months (QULNOW = 1 OR QULFUT = 1).

NOTES: In SuperCROSS an additional variable called QULADV is available. See note on page 2 for more information on SuperCROSS variables.

See notes on QULFUT.

This variable is not available on SPSS/SAS public datasets in Autumn 02.

CARADV - Offered career advice whilst studying

- (1) Yes
- (2) No

FREQUENCY: Autumn quarters only from Autumn 02

COVERAGE: Applies to all respondents in Wales who are currently working or are of working age and currently studying or working towards any qualifications (QULNOW = 1).

NOTES: This variable is not available on SPSS/SAS public datasets in Autumn 02.

See notes on QULFUT.

CARADV2 - Sought career advice whilst studying

- (1) Yes
- (2) No

FREQUENCY: Autumn quarters only from Autumn 02

COVERAGE: Applies to all respondents in Wales who have not been offered advice about future careers or learning opportunities (CARADV = 2).

NOTES: This variable is not available on SPSS/SAS public datasets in Autumn 02.

See notes on QULFUT.

QULHI4 - What highest qualification current study towards

- (1) Degree level qualification, including foundation degrees, graduate membership of a professional institute, PGCE, or higher
- (2) Diploma in higher education
- (3) HNC/HND
- (4) ONC/OND
- (5) BTEC, EdExcel, LQL
- (6) SCOTVEC, SCOTEC or SCOTBEC
- (7) Teaching qualification (excluding PGCE)
- (8) Nursing or other medical qualification not yet mentioned
- (9) Other higher education qualification below degree level
- (10) A-level/Vocational A-level or equivalent
- (11) DO NOT USE
- (12) Welsh Baccalaureate
- (13) International Baccalaureate
- (14) NVQ/SVQ
- (15) GNVQ/GSVQ
- (16) AS-level/Vocational AS-level or equivalent
- (17) Certificate of sixth year studies
- (18) Access to HE
- (19) DO NOT USE
- (20) Standard Grade (Scotland)
- (21) GCSE/Vocational GCSE
- (22) DO NOT USE
- (23) National Qualifications (Scotland)
- (24) RSA/OCR
- (25) City & Guilds
- (26) DO NOT USE
- (27) Key Skills
- (28) Basic Skills
- (29) Entry Level Qualifications
- (30) Any other professional/vocational qualification/foreign qualifications

FREQUENCY: Each quarter from Spring 04

COVERAGE: Applies to all respondents who are currently working or studying towards any qualifications (QULNOW =1).

NOTES: This variable replaces QULHI. The purpose of this question is to establish the highest qualification currently being studied. All qualifications being studied are probed and the one that appears highest on the list is coded.

This question asks about a general type of qualification (e.g. City & Guilds). Further details about the level of a qualification are asked at later questions.

In Spring 05, the response option 5 changed it's wording. EdExcel has now become London Qualifications Ltd (LQL) and 'BEC/TEC' were removed as they are no longer available.

QULHI - Type of qualification being studied for**Spring 93 - Autumn 95**

- (1) Higher degree
- (2) First degree
- (3) Other degree level qualification such as graduate membership of professional institute
- (4) Diplomas in higher education
- (5) HNC/HND, Higher level of BTEC, BEC, SCOTBEC, TEC or SCOTEC-SCOTVEC.
- (6) Teaching qualification
- (7) Nursing or other medical qualification not yet mentioned
- (8) Other Higher Education qualifications below degree level
- (9) RSA higher diploma
- (10) A-level or equivalent
- (11) RSA advanced diploma/certificate
- (12) BTEC, BEC, SCOTBEC, TEC or SCOTEC/SCOTVEC, National ONC/OND
- (13) City and Guilds advanced craft
- (14) Scottish Certificate of 6th year Studies (Scottish CSYS) or equivalent
- (15) SCE (Higher) or equivalent
- (16) A-S level; Certificate of 6th Year Studies (CSYS) or equivalent
- (17) RSA diploma
- (18) City & Guilds craft
- (19) BTEC, BEC, SCOTBEC TEC or SCOTEC-SCOTVEC First diploma or General diploma
- (20) O-level; GCSE grades A, B, C; SCE Standard grades 1, 2, 3; SCE Ordinary grades A, B, C; CSE grade 1 or equivalent CSE, GCSE, SCE
- (21) CSE, GCSE, SCE not yet mentioned
- (22) BTEC, BEC, SCOTBEC, TEC or SCOTEC-SCOTVEC First certificate or General certificate
- (23) YT Certificate (YTP in Northern Ireland)
- (24) SCOTVEC National Certificate modules
- (25) RSA other qualification
- (26) City & Guilds other qualification
- (27) Any other professional/vocational qualification
- (28) None of these
- (29) Don't know

Spring 96 - Winter 96

- (1) Degree level qualification or equivalent (including PGCE)
- (2) Diploma in higher education
- (3) HNC/HND
- (4) ONC/OND
- (5) BTEC, BEC or TEC
- (6) SCOTVEC, SCOTEC or SCOTBEC
- (7) Teaching qualification (excluding PGCE)
- (8) Nursing or other medical qualification
- (9) Other higher education qualification
- (10) A-level or equivalent
- (11) SCE
- (12) NVQ/SVQ
- (13) GNVQ/GSVQ
- (14) AS-level
- (15) Scottish certificate of sixth year studies (Scottish CSYS) or equivalent
- (16) Certificate of sixth year studies (CSYS) or equivalent
- (17) O-level or equivalent
- (18) GCSE
- (19) CSE
- (20) RSA
- (21) City & Guilds
- (22) YT Certificate
- (23) Any other professional/vocational qualification/foreign qualification
- (24) Don't know

QULHI continued on next page...

QULHI continued from previous page...

Spring 97 to Spring 2000

- (1) Degree level qualification or equivalent (including PGCE)
- (2) Diploma in higher education
- (3) HNC/HND
- (4) ONC/OND
- (5) BTEC, BEC or TEC
- (6) SCOTVEC, SCOTEC or SCOTBEC
- (7) Teaching qualification (excluding PGCE)
- (8) Nursing or other medical qualification
- (9) Other higher education qualification
- (10) A-level or equivalent
- (11) SCE Higher
- (12) NVQ/SVQ
- (13) GNVQ/GSVQ
- (14) AS-level
- (15) Certificate of sixth year studies (CSYS) or equivalent
- (17) SCE Standard
- (18) GCSE
- (20) RSA
- (21) City & Guilds
- (22) YT Certificate
- (23) Any other professional/vocational qualification/foreign qualification
- (24) Don't know

QULHI continued on next page...

QULHI continued from previous page...

Autumn 2000 onwards

- (1) Degree level qualification or equivalent (including PGCE)
- (2) Diploma in higher education
- (3) HNC/HND
- (4) ONC/OND
- (5) BTEC, BEC or TEC
- (6) SCOTVEC, SCOTEC or SCOTBEC
- (7) Teaching qualification (excluding PGCE)
- (8) Nursing or other medical qualification
- (9) Other higher education qualification
- (10) A-level/Vocational A Level or equivalent
- (11) DO NOT USE
- (12) NVQ/SVQ
- (13) GNVQ/GSVQ
- (14) AS-level
- (15) DO NOT USE
- (17) SCE Standard
- (18) GCSE/Vocational GCSE
- (20) RSA
- (21) City & Guilds
- (22) YT Certificate
- (23) Any other professional/vocational qualification/foreign qualification
- (24) DO NOT USE
- (25) National Qualifications (Scotland)

FREQUENCY: Spring quarters only from Spring 93 to Spring 94. Spring and Autumn quarters from Spring 95 to Autumn 99. Each quarter from Spring 2000 to Winter 03.

COVERAGE: Applies to all respondents in employment and all working age respondents who are working towards a qualification (QULNOW = 1).

NOTES: This variable replaces and expands on TRQUAL. DNA (-9) will include people who were not contacted in the quarter this question was asked. See Volume 1 (Background & Methodology) of the LFS User Guide, "Imputation in the LFS" for details.

The purpose of this question is to establish the highest qualification currently being studied. Interviewers probe for all qualifications being studied and code the one that appears highest on the list. The generic qualification is collected at this question, e.g. "City & Guilds", and the level, e.g. "advanced craft" coded at the subsidiary question.

From Autumn 2000, the Scottish Executive and the Department for Education and Employment requested that the LFS records new qualifications (see codes 10, 18 and 25) and the removal of certain qualifications from the coding frame for current study (see codes 11 and 15).

From Spring 03: A new type of qualification known as a Foundation degree was introduced in England in Autumn 01. Foundation degrees are new employment-related, higher education qualifications and are offered full and part-time, taking two or three years to complete.

DEGNOW - Level of degree

Spring 96 to Winter 02

- (1) Higher degree (including PGCE)
- (2) First degree
- (3) Other (e.g. graduate member of a professional institute or chartered accountant)
- (4) Don't know

Spring 03 onwards

- (1) Higher degree (incl. PGCE)
- (2) First degree
- (3) Foundation degree
- (4) Other (e.g. graduate member of a professional institute or chartered accountant)
- (5) Don't know

FREQUENCY: Spring and Autumn quarters only from Spring 96 to Autumn 99. Each quarter from Spring 2000

COVERAGE: Applies to all respondents who are studying for a degree-level qualification or higher (Spring 96 to Winter 03: QULHI = 1; From Spring 04: QULHI4 = 1).

NOTES: Foundation degrees are employment-related, higher education qualifications and are offered full and part-time, taking two or three years to complete.

HGHNOW - Type of higher degree studied for

- (1) A Doctorate
- (2) A Master
- (3) A Post Graduate Certificate in Education
- (4) Or some other kind of postgraduate or professional qualification
- (5) Don't know

FREQUENCY: Spring and Autumn quarters only from Spring 99

COVERAGE: Applies to all respondents who are studying for a higher degree (DEGNOW=1).

TECNOW - Level of BTEC/EdExcel/LQL

- (1) Higher level (level 4)
- (2) National Certificate or National diploma level (level 3)
- (3) First diploma or general diploma level (level 2)
- (4) First certificate or general certificate level (below level 2)
- (5) Don't know

FREQUENCY: Spring and Autumn quarters only from Spring 96 to Autumn 99. Each quarter from Spring 2000

COVERAGE: Applies to all respondents who are studying for a BTEC, BEC or TEC qualification (Spring 96 to Winter 03: QULHI = 5; From Spring 04: QULHI4 = 5).

In Spring 05, the response option 5 changed it's wording. EdExcel has now become London Qualifications Ltd (LQL) and 'BEC/TEC' were removed as they are no longer available.

SCNOW - Level of SCOTVEC/SCOTEC/SCOTBEC

- (1) Higher level
- (2) Full National Certificate
- (3) First diploma or general diploma level
- (4) First certificate or general certificate level
- (5) Modules towards a National Certificate
- (6) Don't know

FREQUENCY: Spring and Autumn quarters only from Spring 97 to Autumn 99. Each quarter from Spring 2000

COVERAGE: Applies to all respondents who are studying for a SCOTVEC, SCOTEC or SCOTBEC qualification (Spring 97 to Winter 03: QULHI = 6; From Spring 04: QULHI4 = 6).

NOTES: This variable replaced SCONOW from Spring 97.

GNVNOW4 - Level GNVQ/GSVQ current study towards

- (1) Full intermediate
- (2) Part one intermediate
- (3) Full foundation
- (4) Part one foundation
- (5) Don't know

FREQUENCY: Each quarter from Spring 04

COVERAGE: Applies to all respondents who are studying for a GNVQ or GSVQ (QULHI4 = 15).

NOTES: This variable replaces GNVNOW. GNVQ Advanced level has been replaced by 'Vocational A-level'.

GNVNOW - Level of GNVQ/GSVQ

Spring 96 to Spring 2000

- (1) Advanced level
- (2) Intermediate level
- (3) Foundation level
- (4) Don't know

Autumn 2000 onwards

- (1) DO NOT USE
- (2) Intermediate level
- (3) Foundation level
- (4) Don't know

FREQUENCY: Spring and Autumn quarters only from Spring 96 to Autumn 99. Each quarter from Spring 2000 to Winter 03.

COVERAGE: Applies to all respondents who are studying for a GNVQ or GSVQ qualification (QULHI = 13).

NOTES: From Autumn 2000, the Scottish Executive and the Department for Education and Employment requested the removal of certain qualifications from the coding frame for current study. In this variable code 1 (Advanced level) has been removed.

RSANOW - Level of RSA

- (1) Higher diploma level
- (2) Advanced diploma or advanced certificate level
- (3) Diploma level
- (4) Some other RSA level (including stages I, II & III)
- (5) Don't know

FREQUENCY: Spring and Autumn quarters only from Spring 96 to Autumn 99. Each quarter from Spring 2000

COVERAGE: Applies to all respondents who are studying for a RSA qualification (Spring 96 to Winter 03: QULHI = 20; From Spring 04: QULHI4 = 24).

CGNOW - Level of City & Guilds

Spring to Autumn 96

- (1) Advanced craft level
- (2) Craft level
- (3) Some other level
- (4) Don't know

Spring 97 onwards

- (1) Advanced craft/part3
- (2) Craft level/part 2
- (3) Foundation/part 1
- (4) Don't know

FREQUENCY: Spring and Autumn quarters only from Spring 96 to Autumn 99. Each quarter from Spring 2000

COVERAGE: Applies to all respondents who are studying for a City & Guilds qualification (Spring 96 to Winter 03: QULHI = 21; From Spring 04: QULHI4 = 25).

HSTNOW - Level at which studying for National qualification

- (1) Access level
- (2) Intermediate level 1
- (3) Intermediate level 2
- (4) Higher
- (5) Advanced Higher

FREQUENCY: Autumn and Winter quarters only in 2000 (on ONS datasets). Each quarter from Spring 01

COVERAGE: Applies to all respondents who are studying for a Scottish National Qualification (Autumn 2000 to Winter 03: QULHI= 25; From Spring 04: QULHI4 = 23).

NVQKN2 - Whether working towards any NVQs or SVQs

- (1) Yes
- (2) No
- (3) Don't know

FREQUENCY: Spring quarters only from Spring 93 to Spring 94. Spring and Autumn quarters from Spring 95 to Autumn 99. Each quarter from Spring 2000

COVERAGE: Applies to all respondents who are studying for a qualification (Spring 93 to Winter 03: QULNOW = 1 AND NVQSVQ ≠ 4 AND QULHI ≠ 12; From Spring 04: QULNOW = 1 AND NVQSVQ ≠ 4 AND QULHI4 ≠ 14).

NVQLE2 - Highest level of NVQs or SVQs being worked towards

- (1) Level 1
- (2) Level 2
- (3) Level 3
- (4) Level 4
- (5) Level 5
- (6) Don't know

FREQUENCY: Spring quarters only from Spring 93 to Spring 94. Spring and Autumn quarters from Spring 95 to Autumn 99. Each quarter from Spring 2000

COVERAGE: Applies to all respondents who are studying for a NVQ or SVQ qualification (Spring 93 to Winter 03: NVQKN2 = 1 OR QULHI = 12; From Spring 04: NVQKN2 = 1 OR QULHI4 = 14).

NVQUN2 - Whether respondent has units towards full NVQ/SVQ

- (1) Yes
- (2) No
- (3) Don't know

FREQUENCY: Each quarter from Spring 04

COVERAGE: Applies to all respondents who do not have any units towards an NVQ/SVQ and are not currently working towards a full NVQ or SVQ (NVQUN = 2 AND NVQKN2 = 2).

CURCODE - Area of study

(1.00 – 9.99) Codes for Area of Study

FREQUENCY: Each quarter from Spring 01

COVERAGE: Applies to all respondents who are currently studying for a qualification.

NOTES: This is the subject of study of the highest level 2 qualifications and above currently being studied (excludes degrees and GCSE/O-level/A-level and equivalents).

A new coding frame was introduced in Spring 04. LFS User Guide Volume 5 (LFS Classifications) gives a complete breakdown of codes.

TYPE OF COURSE

ENROLL - Whether enrolled on education course

- (1) **Yes**
- (2) **No**

FREQUENCY: Each quarter from Spring 92

COVERAGE: Applies to all respondents who are in employment or of working age.

NOTES: This variable also includes those who are temporarily absent or on vacation from the course, but who still intend to return to the course.

ATTEND - Whether still attending education course

- Spring 93 to Winter 96**
- (1) **Yes**
 - (2) **No/not yet started**

- Spring 97 onwards**
- (1) **Still attending**
 - (2) **Waiting for term to (re)start**
 - (3) **Stopped going**

FREQUENCY: Each quarter from Spring 93

COVERAGE: Applies to all respondents who are currently at school or enrolled on a full-time/part-time course (ENROLL = 1).

NOTES: The aim is to check that the respondent is not only enrolled but still actually attending the course. For distance learning "going to" means "taking part in" or "using".

Respondents who have enrolled on a course but have not started at the time of interview are coded 2 'Waiting for term to (re)start'. The introduction of this category in Spring 97 caused a discontinuity in data on full-time students (see *Labour Market Trends*, June 1998).

Those who are on holiday breaks are coded 1.

CURED - Current education received

Spring 92 to Winter 96

- (1) At school
- (2) Sandwich course
- (3) Full time at university, polytechnic, or college
- (4) Training in nursing etc
- (5) Part time at university, polytechnic, or college
- (6) Open college
- (7) Open university
- (8) Other correspondence course
- (9) Course not stated
- (10) Enrolled but not doing course
- (11) Not stated whether doing course
- (12) Not enrolled on course

Spring 97 onwards

- (1) At school
- (2) Sandwich course
- (3) Full time at university or college
- (4) Part time at school
- (5) Training in nursing
- (6) Part time at university or college
- (7) Open college
- (8) Open university
- (9) Other correspondence course
- (10) Course not stated
- (11) Enrolled but not attending
- (12) Enrolled but not stated if attending
- (13) Not enrolled on course

FREQUENCY: Each quarter from Spring 92

COVERAGE: Applies to all respondents who are in employment or of working age.

NOTES: The category '(12) Not enrolled on course' was added in 1993.

From Spring 96 the definition of a full time student for official analysis purposes is in terms of CURED (CURED = 1,2,3) rather than STUDENT. All analysis which involves full time students should use the CURED definition, even if looking at quarters prior to Spring 96.

This variable is derived from AGE, SEX, WRKING, JBAWAY, OWNBUS, RELBUS, COURSE, ENROLL & ATTEND. DNAs are quite variable over time.

For more details of this variable please see the article "Discontinuity in LFS data on education courses" in *Labour Market Trends*, June 1998.

AEDC2 - Education

- (1) Full-time education
- (2) Part-time education
- (3) Not in education
- (-8) NA
- (-9) DNA

FREQUENCY: Every year from 2000 to 2001.

COVERAGE: Applies to all respondents who are in employment or of working age.

NOTES: This variable is included only on annual local area datasets, which are available only to ONS and those government departments which sponsor the local area enhancements.

This variable is derived from CURED.

STUCUR - Whether full-time student

- (1) Full-time student
- (2) Not full-time student

FREQUENCY: Each quarter from Winter 92 to Summer 93 (on ONS datasets only). Each quarter from Autumn 93

COVERAGE: Applies to all respondents who are defined as full-time students (CURED = 1, 2 or 3).

COURSE - Type of course all persons are enrolled

Spring 92 to Winter 96

- (1) **A sandwich course**
- (2) **Studying at university, polytechnic, college full time**
- (3) **Training for a qualification in nursing, physiotherapy or a similar medical subject**
- (4) **Part time course at university, polytechnic, or college, including day release and block release**
- (5) **Open college**
- (6) **Open University**
- (7) **Any other correspondence course or open learning method**

Spring 97 onwards

- (1) **School full time**
- (2) **School part time**
- (3) **A sandwich course**
- (4) **Studying at university, polytechnic, college full time**
- (5) **Training for a qualification in nursing, physiotherapy or a similar medical subject**
- (6) **Part time course at university, polytechnic, or college, including day release and block release**
- (7) **Open college**
- (8) **Open University**
- (9) **Any other correspondence course**
- (10) **Any other self/open learning course**

FREQUENCY: Each quarter from Spring 92

COVERAGE: Applies to all respondents who are still attending school, 6th form college or a course of some kind or they are waiting for term to (re)start (ATTEND = 1 or 2).

NOTES: A sandwich course includes those working or studying at college during the reference week.

Studying at University, etc includes those studying for a degree in medicine and those studying at a Tertiary College. Full time courses must last 3 months or more.

Nursing, physiotherapy, etc includes those who may normally work in a hospital at the same time.

Part-time courses includes those who are working during the reference week. Also included are those studying in the evening and those on a course for less than 3 months. An evening course could be held in a school, college, polytechnic or university.

DNAs include those who are enrolled on but not attending their course.

SLEARN(1-3) - Type of activity used on training

- (1) **Attend conferences, seminars or workshops**
- (2) **Use information from the Internet or CD ROMS**
- (3) **Watch TV programmes or videos**
- (4) **None of these**

FREQUENCY: Each quarter from Spring 99 to Winter 04.

COVERAGE: Applies to all respondents who are still attending school, 6th form college or a course of some kind or they are waiting for term to (re)start (ATTEND = 1 or 2).

NOTES: Respondents can give up to three responses.

In SuperCROSS an additional variable called SLEARNM is available. See note on page 2 for more information about SuperCROSS variables.

EDINS - Type of educational establishment currently being attended

- (1) **University, college of higher education, including Open University (state system)**
- (2) **(Local) college of further education, tertiary college, or specialist further education college (state system)**
- (3) **Sixth form college (state system)**
- (4) **Adult education centre or WEA institution**
- (5) **College or university - independent (privately run)**
- (6) **Training centre or college run by an employer**
- (7) **Training centre privately run**
- (8) **State school**
- (9) **Independent school**
- (10) **Other**
- (11) **Don't know**

FREQUENCY: Winter quarters only from Winter 96

COVERAGE: Applies to all respondents in GB who are aged 16+ and are attending school, 6th form college or a course of some kind or they are waiting for term to (re)start (ATTEND = 1 or 2 OR COURSE = 1 or 2).

NOTES: DNA (-9) will include people who were not contacted in the quarter this question was asked. See Volume 1 (Background and Methodology) "Imputation in the LFS", for full details. DNAs include those who are enrolled on but not attending their course.

QUALIFICATIONS STUDIED FOR IN THE PAST 12 MONTHS

The 2003 Eurostat Ad-hoc module (Spring 2003 only) requires information about study in the past 12 months in 'the regular national education system'. As before, this is defined as pursuing a recognised national qualification in a recognised institution.

Current students and their field of study are automatically assumed equivalent status for study in the past 12 months. The new questions below are needed to establish whether those who are not currently in formal education, have been so in the past 12 months.

ENROLLY - Enrolled on course (excluding leisure) in last year

- (1) Yes
- (2) No

FREQUENCY: Spring 2003 only.

COVERAGE: Applies to all respondents who are not at present enrolled on any courses, not including leisure courses (ENROLL=2).

COURSEY - Type of course enrolled on in last year

- (1) School – full-time
- (2) School – part-time
- (3) Sandwich course
- (4) FT university, college, including 6th form college
- (5) Nursing or similar medical course
- (6) PT university/college
- (7) Open college course
- (8) Open university course
- (9) Other correspondence course
- (10) Any other self/open learning method

FREQUENCY: Spring 2003 only.

COVERAGE: Applies to all respondents who have been enrolled on a course in the past 12 months (ENROLLY = 1).

QULHIY - Highest qualification studied for in last year

- (1) Degree level qualification or equivalent (including PGCE)
- (2) Diploma in higher education
- (3) HNC/HND
- (4) ONC/OND
- (5) BTEC, BEC or TEC
- (6) SCOTVEC, SCOTEC or SCOTBEC
- (7) Teaching qualification (excluding PGCE)
- (8) Nursing or other medical qualification
- (9) Other higher education qualification
- (10) A-level/Vocational A-level or equivalent
- (12) NVQ/SVQ
- (13) GNVQ/GSVQ
- (14) AS-level
- (17) SCE Standard
- (18) GCSE/Vocational GCSE
- (20) RSA
- (21) City & Guilds
- (22) YT Certificate
- (23) Any other professional/vocational qualification/foreign qualification
- (25) National Qualifications (Scotland)

FREQUENCY: Spring 2003 only.

COVERAGE: Applies to all respondents who have been enrolled on a course in the past 12 months (ENROLLY = 1).

NOTES: Interviewers probe for all qualifications being studied and code the one that appears highest on the list.

DEGY - Type of degree studied for in last year

- (1) Higher degree (including PGCE)
- (2) First degree
- (3) Foundation degree
- (4) Other (e.g. graduate member of a professional institute or chartered accountant)
- (5) Don't know

FREQUENCY: Spring 2003 only.

COVERAGE: Applies to all respondents who said that in the last year they had studied for a degree-level qualification or higher (QULHIY = 1).

HGHY - Type of higher degree studied for in last year

- (1) **A Doctorate**
- (2) **A Masters**
- (3) **A Post Graduate Certificate in Education**
- (4) **Other postgraduate or professional qualification**
- (5) **Don't know**

FREQUENCY: Spring 2003 only.

COVERAGE: Applies to all respondents who said that in the last year they had studied for a higher degree (DEGY = 1).

NOTES: This question picks up further details of the degree course studied in the last year. It is designed to collect equivalent information to HIGHO, asked in the section on qualifications obtained.

TECY - Level of BTEC/BEC/TEC studied for in last year

- (1) **Higher level**
- (2) **National Certificate or National Diploma level**
- (3) **First Diploma or General Diploma level**
- (4) **First Certificate or General Certificate level**
- (5) **Don't know**

FREQUENCY: Spring 2003 only.

COVERAGE: Applies to all respondents who said that in the last year they had studied for a BTEC, BEC or TEC (QULHIY = 5).

SCY - Level of SCOTVEC/SCOTEC/SCOTBEC studied for in last year

- (1) **Higher level**
- (2) **Full National Certificate**
- (3) **First Diploma or General Diploma level**
- (4) **First Certificate or General Certificate level**
- (5) **Modules towards a National Certificate**
- (6) **Don't know**

FREQUENCY: Spring 2003 only.

COVERAGE: Applies to all respondents who said they were studying for a SCOTVEC, SCOTEC or SCOTBEC (QULHIY = 6).

GNVY - Level of GNVQ/GSVQ studied for in last year

- (2) **Intermediate level**
- (3) **Foundation level**

FREQUENCY: Spring 2003 only.

COVERAGE: Applies to all respondents who said that in the last year they had studied for a GNVQ or GSVQ.

RSAY - Level of RSA studied for in last year

- (1) Higher Diploma level
- (2) Advanced Diploma or Advanced Certificate level
- (3) Diploma level
- (4) Some other RSA level (including stages I, II & III)
- (5) Don't know

FREQUENCY: Spring 2003 only.

COVERAGE: Applies to all respondents who said that in the last year they had studied for an RSA (QULHIY = 20).

CGY - Level of City & Guilds studied for in last year

- (1) Advanced Craft level/ Part 3
- (2) Craft level/ Part 2
- (3) Foundation level/ Part 1
- (4) Don't know

FREQUENCY: Spring 2003 only.

COVERAGE: Applies to all respondents who said that in the last year they had studied for a City & Guilds qualification (QULHIY = 21).

HSTY - Level of National Qualification studied for in last year

- (1) Access level
- (2) Intermediate level 1
- (3) Intermediate level 2
- (4) Higher
- (5) Advanced Higher

FREQUENCY: Spring 2003 only.

COVERAGE: Applies to all respondents who said that in the last year they had studied for a National Qualification (QULHIY = 25).

NVQLEY - Highest level of NVQ/SVQ studied for in last year

- (1) Level 1
- (2) Level 2
- (3) Level 3
- (4) Level 4
- (5) Level 5
- (6) Don't know

FREQUENCY: Spring 2003 only.

COVERAGE: Applies to all respondents who said that in the last year they had studied for an NVQ or SVQ (QULHIY = 12).

CURCODEY - Subject of highest course studied for in last year

(1.00 – 9.99) Codes for Area of Study

FREQUENCY: Spring 2003 only.

COVERAGE: Applies to all respondents who have studied for a qualification in the past 12 months.

NOTES: This is the subject of study of the highest level 2 qualifications and above currently being studied for. The codes for this variable are the same as those for CURCODE and SUBCOD.

LFS User Guide Volume 5 (LFS Classifications) gives a complete breakdown of codes.

RECENTLY COMPLETED TRAINING

Job Relating Training Questions In Spring 1997

A problem with the Spring 1997 questionnaire program resulted in approximately 2,400 respondents not being asked these questions. The affected respondents were students who were still in full-time continuous education and studying at a university or college. After the error was detected attempts were made to re-interview these respondents. Approximately two thirds were successfully dealt with. Of the remainder, those interviewed at the previous wave had data rolled forward. Where this was not possible, they were treated as not answered (-8). These problem cases are identifiable since their values for ED13WK and FUTUR13 will both be -8. There are 207 such cases. This has a knock effect on the other training questions in this section which only get asked if respondents answer "yes" to ED13WK or FUTUR13. The most important one is ED4WK; a rough estimate is that there will be an undercount in Spring 1997 of about 2,000.

ED13WK - Job related training or education in the last 3 months

- (1) Yes
(2) No

FREQUENCY: Each quarter from Summer 94

COVERAGE: Applies to all respondents in employment or of working age or in receipt of education/training.

NOTES: ED13WK and FUTUR13 were introduced in Summer 94 and for that quarter only JOBTRN, TRSITE, TRNFEE, YTRAIN and TRNLEN were linked to these questions.

FUTUR13 - Job related training or education in the last 13 weeks

- (1) Yes
(2) No

FREQUENCY: Each quarter from Summer 94

COVERAGE: Applies to all respondents of working age and doing college-based training and those not in work or full-time education.

NOTES: ED13WK and FUTUR13 were introduced in Summer 94 and for that quarter only JOBTRN, TRSITE, TRNFEE, YTRAIN and TRNLEN were linked to these questions.

ED4WK - Job related education or training in last 4 weeks

- (1) Yes
(2) No

FREQUENCY: Each quarter from Spring 92 (but not summer 94 - use ED4FUT)

COVERAGE: Applies to all respondents who have taken part in job-related education/training in the 3 months prior to the reference week (ED13WK = 1).

NOTES: This variable refers to education or training connected with the respondents job, or a job the respondent might be able to do in the future. See note above about problem with Spring 97 data.

FUTUR4 - Job related education or training in the last 4 weeks

- (1) Yes
(2) No

FREQUENCY: Each quarter from Spring 92 (not Summer 94)

COVERAGE: Applies to all respondents who have taken part in a job-related education/training course in the 3 months prior to the reference (FUTUR13 = 1).

NOTES: FUTUR4 applies to all men 16-64 and all women 16-59 who are not at school to whom ED4WK does not apply. This variable refers to education or training connected with a job which the respondent might be able to do in the future. To get JOBTRN for - In employment, unemployed and Inactive - ED4WK and FUTUR4 need to be added together.

There are errors in the coverage of these variables in Winter 93/94 as the question was asked of those still at school and not asked of those in 'other full-time (continuous) education'; this also affects all other variables routed from these variables.

ATRAN - Training

- (1) Job related training in last four weeks
(2) No job related training in last four weeks

FREQUENCY: Every year from 2000

COVERAGE: Applies to all respondents of working age, not in employment who have done some job related education or training in last 4 weeks before the reference week. Includes those on 'college-based' government training programmes; and excludes those still at school.

NOTES: This variable is included only on annual local area datasets, which are available only to ONS and those government departments which sponsor the local area enhancements.

This variable is derived from ED13WK, FUTUR13, ED4WK & FUTUR4.

NA are coded -8 and DNA are coded -9 on this variable.

ED1FUT - Job related training in last week

- (1) Yes
(2) No

FREQUENCY: Each quarter from Summer 94.

COVERAGE: Applies to all respondents who have received some job-related education/training in the last 4 weeks (ED4WK = 1 OR FUTUR4 = 1).

NOTES: This variable replaced ED1WK and FUTUR1 from Summer 94.

JOBED - Was training part of the education course previously mentioned

- (1) Yes
(2) No

FREQUENCY: Each quarter from Spring 97

COVERAGE: Applies to all respondents who have taken part in job-related education/training in the previous 3 months and are on a full-time/part-time course (ED13WK = 1 OR FUTUR13 = 1 and ATTEND = 1, 2).

QUALIFICATIONS FROM STUDY IN LAST 4 WEEKS

NEWQUL - Whether education will lead to a qualification

- (1) **Lead to a qualification**
- (2) **A credit towards a qualification**
- (3) **Neither**
- (4) **Don't know**

FREQUENCY: Spring quarters only from Spring 96

COVERAGE: Applies to all respondents who have received some job-related education/training in the last 4 weeks (ED4WK = 1 OR FUTUR4 = 1).

NVQQUL - Whether education will lead to an NVQ or SVQ

- (1) **Yes**
- (2) **No**

FREQUENCY: Spring quarters only from Spring 96

COVERAGE: Applies to all respondents who said their training would lead to a qualification and who did not previously report a NVQ or SVQ (Spring 96 to Spring 03: NEWQUL = 1, 2 AND NVQKN2 = 1; From Spring 04: NEWQUL = 1,2 AND NVQSAM = 2 OR NVQKN2 = 2).

NVQSAM - Check on whether NVQ/SVQ was reported earlier in questionnaire

- (1) **Yes**
- (2) **No**

FREQUENCY: Spring quarters only from Spring 96

COVERAGE: Applies to all respondents who are training toward a qualification and who have previously stated that they are working toward an NVQ/SVQ (Spring 96 to Spring 03: NEWQUL = 1,2 From Spring 04: NEWQUL = 1,2 AND NVQKN2 = 1 OR QULHI4 = 14).

NVQHI - Highest level of NVQ/SVQ education or training leads to

- (1) **Level 1**
- (2) **Level 2**
- (3) **Level 3**
- (4) **Level 4**
- (5) **Level 5**
- (6) **Don't know**

FREQUENCY: Spring quarters only from Spring 96

COVERAGE: Applies to all respondents who are training toward a qualification that may lead to a NVQ/SVQ qualification (NEWQUL = 1,2 and NVQQUL = 1).

SAMQUL - Check on whether qualification was reported earlier in questionnaire

- (1) Yes
- (2) No

FREQUENCY: Spring quarters only from Spring 96

COVERAGE: Applies to all respondents who said their training would lead to a qualification that was not a NVQ or SVQ (Spring 96 to Spring 03: NEWQUL = 1,2 AND QULHI ≠ 12 AND NVQQUL = 2 OR NVQSVQ = 4; From Spring 04: NEWQUL = 1,2 AND QULHI4 ≠ 14 AND NVQQUL = 2 OR NVQSVQ = 4).

DIFQUL4 - Type of qualification 4 week job related training leads to

- (1) Degree level qualification, including foundation degrees, graduate membership of a professional institute, PGCE, or higher
- (2) Diploma in higher education
- (3) HNC/HND
- (4) ONC/OND
- (5) BTEC/EdExcel/LQL
- (6) SCOTVEC, SCOTEC or SCOTBEC
- (7) Teaching qualification (excluding PGCE)
- (8) Nursing or other medical qualification not yet mentioned
- (9) Other higher education qualification below degree level
- (10) A-level/Vocational A-level or equivalent
- (12) Welsh Bacculaureate
- (13) International Bacculaureate
- (14) NVQ/SVQ
- (15) GNVQ/GSVQ
- (16) AS-level/Vocational AS-level or equivalent
- (17) Certificate of sixth year studies
- (18) Access to HE
- (20) Standard Grade (Scotland)
- (21) GCSE/Vocational GCSE
- (23) National Qualifications (Scotland)
- (24) RSA/OCR
- (25) City & Guilds
- (27) Key Skills
- (28) Basic Skills
- (29) Entry Level Qualifications
- (30) Any other professional/vocational qualification/foreign qualifications

FREQUENCY: Spring quarters only from Spring 04

COVERAGE: Applies to all respondents who are studying towards a qualification not recorded earlier (SAMQUL = 2).

NOTES: This variable replaces DIFQUL. The notes for QUALS4 apply here also.

In Spring 05, the response option 5 changed it's wording. EdExcel has now become London Qualifications Ltd (LQL) and 'BEC/TEC' were removed as they are no longer available.

DIFQUL - Type of qualification being studied for (not reported earlier)

Spring 96

- (1) Degree level qualification or equivalent (including PGCE)
- (2) Diploma in higher education
- (3) HNC/HND
- (4) ONC/OND
- (5) BTEC, BEC or TEC
- (6) SCOTVEC, SCOTEC or SCOTBEC
- (7) Teaching qualification (excluding PGCE)
- (8) Nursing or other medical qualification
- (9) Other higher education qualification
- (10) A-level or equivalent
- (11) SCE
- (12) NVQ/SVQ
- (13) GNVQ/GSVQ
- (14) AS-level
- (15) Scottish certificate of sixth year studies (Scottish CSYS) or equivalent
- (16) Certificate of sixth year studies (CSYS) or equivalent
- (17) O-level or equivalent
- (18) GCSE
- (19) CSE
- (20) RSA
- (21) City & Guilds
- (22) YT Certificate
- (23) Any other professional/vocational qualification/foreign qualification
- (24) Don't know

Spring 97

- (1) Degree level qualification or equivalent (including PGCE)
- (2) Diploma in higher education
- (3) HNC/HND
- (4) ONC/OND
- (5) BTEC, BEC or TEC
- (6) SCOTVEC, SCOTEC or SCOTBEC
- (7) Teaching qualification (excluding PGCE)
- (8) Nursing or other medical qualification
- (9) Other higher education qualification
- (10) A-level or equivalent
- (11) SCE Higher
- (12) NVQ/SVQ
- (13) GNVQ/GSVQ
- (14) AS-level
- (15) Certificate of sixth year studies (CSYS) or equivalent
- (17) SCE Standard
- (18) GCSE
- (20) RSA
- (21) City & Guilds
- (22) YT Certificate
- (23) Any other professional/vocational qualification/foreign qualification
- (24) Don't know

DIFQUL continued on next page...

DIFQUL continued from previous page...

Spring 2000 onwards

- (1) Degree level qualification or equivalent (incl. PGCE)
- (2) Diploma in higher education
- (3) HNC/HND
- (4) ONC/OND
- (5) BTEC, BEC or TEC
- (6) SCOTVEC, SCOTEC or SCOTBEC
- (7) Teaching qualification (excl. PGCE)
- (8) Nursing or other medical qualification
- (9) Other higher education qualification
- (10) A-level/Vocational A-level or equivalent
- (11) DO NOT USE
- (12) NVQ/SVQ
- (13) GNVQ/GSVQ
- (14) AS-level
- (15) DO NOT USE
- (17) SCE standard
- (18) GCSE/Vocational GCSE
- (20) RSA
- (21) City & Guilds
- (22) YT Certificate
- (23) Any other professional/vocational qualifications/foreign qualifications
- (24) DO NOT USE
- (25) National Qualifications (Scotland)

FREQUENCY: Spring quarters only from Spring 96 to Winter 03.

COVERAGE: Applies to all respondents who are studying towards a qualification not recorded earlier (SAMQUL = 2).

NOTES: The notes for QUALS apply here also.

From Spring 2000: The Scottish Executive and the Department for Education & Employment requested that the LFS records new qualifications (see codes 10, 18 and 25) and the removal of certain qualifications from the coding frame (see codes 11 and 15).

From Spring 03: A new type of qualification known as a Foundation degree was introduced in England in Autumn 01. Foundation degrees are new employment-related, higher education qualifications and are offered full and part-time, taking two or three years to complete. Foundation degrees are included in category 1 at DIFQUL.

DEGQUL - Type of degree**Spring 96 to Spring 02**

- (1) Higher degree (including PGCE)
- (2) First degree
- (3) Other (e.g. graduate member of a professional institute or chartered accountant)
- (4) Don't know

Spring 03 onwards

- (1) Higher degree (incl. PGCE)
- (2) First degree
- (3) Foundation degree
- (4) Other (e.g. graduate member of a professional institute or chartered accountant)
- (5) Don't know

FREQUENCY: Spring quarters only from Spring 96

COVERAGE: Applies to all respondents who said they were studying for a degree (Spring 96 to Spring 03: DIFQUL = 1; From Spring 04: DIFQUL4 = 1).

NOTES: From Spring 2003: A new type of qualification known as a Foundation degree was introduced in England in Autumn 2001. Foundation degrees are new employment-related, higher education qualifications and are offered full and part-time, taking two or three years to complete.

HGHQUL - Type of higher degree studied for in last 4 weeks

- (1) A Doctorate
- (2) A Masters
- (3) A Post Graduate Certificate in Education
- (4) Or some other kind of postgraduate or professional qualification
- (5) Don't know

FREQUENCY: Spring quarters only from Spring 99

COVERAGE: Applies to all respondents who have studied toward a higher degree in the past 4 weeks (DEGQUL=1).

TECQUL - Level of BTEC/EdExcel/LQL

- (1) Higher level
- (2) National Certificate or National Diploma level
- (3) First diploma or general diploma level
- (4) First certificate or general certificate level
- (5) Don't know

FREQUENCY: Spring quarters only from Spring 96

COVERAGE: Applies to all respondents who said they were studying for a BTEC/BEC/TEC qualification (Spring 96 to Spring 03: DIFQUL = 5; From Spring 04: DIFQUL4 = 5).

In Spring 05, the response option 5 changed it's wording. EdExcel has now become London Qualifications Ltd (LQL) and 'BEC/TEC' were removed as they are no longer available.

SCQUL - Level of SCOTVEC/SCOTEC/SCOTBEC

- (1) **Higher level**
- (2) **Full National Certificate**
- (3) **First diploma or general diploma level**
- (4) **First certificate or general certificate level**
- (5) **Modules towards a National Certificate**
- (6) **Don't know**

FREQUENCY: Spring quarters only from Spring 97

COVERAGE: Applies to all respondents who said they were studying for a SCOTVEC/SCOTEC/SCOTBEC qualification (Spring 97 to Spring 03: DIFQUL = 6; From Spring 04: DIFQUL4 = 6).

GNVQUL5 - Level of GNVQ/GSVQ

- (1) **Full intermediate**
- (2) **Part one intermediate**
- (3) **Full foundation**
- (4) **Part one foundation level**
- (5) **Don't know**

FREQUENCY: Spring quarters only from Spring 05

COVERAGE: Applies to all respondents who said they were studying for a GNVQ/GSVQ qualification DIFQUL4 = 15.

NOTES: This variable replaces GNVQUL from Spring 05. The response options have changed to reflect those given in GNVNOW.

GNVQUL - Level of GNVQ/GSVQ

- (1) **Advanced level**
- (2) **Intermediate level**
- (3) **Foundation level**
- (4) **Don't know**

FREQUENCY: Spring quarters only from Spring 96

COVERAGE: Applies to all respondents who said they were studying for a GNVQ/GSVQ qualification (Spring 97 to Spring 03: DIFQUL = 13; From Spring 04: DIFQUL4 = 15).

RSAQUL - Level of RSA

- (1) **Higher diploma level**
- (2) **Advanced diploma or advanced certificate level**
- (3) **Diploma level**
- (4) **Some other RSA level (including stages I, II & III)**
- (5) **Don't know**

FREQUENCY: Spring quarters only from Spring 96

COVERAGE: Applies to all respondents who said they were studying for a RSA qualification (Spring 96 to Spring 03: DIFQUL = 20; From Spring 04: DIFQUL4 = 24).

CGQUL - Level of City & Guilds

Spring 96 to Winter 96

- (1) **Advanced craft level**
- (2) **Craft level**
- (3) **Some other level**
- (4) **Don't know**

Spring 97 onwards

- (1) **Advanced craft/part 3**
- (2) **Craft/part 2**
- (3) **Foundation/part 1**
- (4) **Don't know**

FREQUENCY: Spring quarters only from Spring 96

COVERAGE: Applies to all respondents who said they were studying for a City & Guilds qualification (Spring 96 to Spring 03: DIFQUL = 21; From Spring 04: DIFQUL4 = 25).

HSTQUL - National qualification currently studying

- (1) **Access level**
- (2) **Intermediate level 1**
- (3) **Intermediate level 2**
- (4) **Higher**
- (5) **Advanced higher**

FREQUENCY: Each Spring quarter from Spring 01

COVERAGE: Applies to all respondents who said they were studying for a Scottish National qualification (Spring 01 to Spring 03: DIFQUL = 25; From Spring 04: DIFQUL4 = 23).

ON AND OFF THE JOB TRAINING

TRNOPP - Education or training offered

- (1) **Yes, education or training offered**
- (2) **Never offered**

FREQUENCY: Each quarter from Spring 92 to Winter 95. Spring and Autumn quarters only in 96. Spring and Winter quarters only in 97. Spring only in 99. Each quarter from Spring 2000

COVERAGE: Applies to all respondents who are in employment and have not been on any job related training in the previous 3 months.

NOTES: Offer of education or training applies only to that offered by the employer in the respondents main job.

JOBTRN - Education & training on or off job

- (1) **On the job training only**
- (2) **Training away from job**
- (3) **Both**

FREQUENCY: Each quarter from Spring 92

COVERAGE: Applies to all respondents who said that they had taken part in job-related education/training in the last 4 weeks (ED4WK = 1).

NOTES: "On the job training" means learning by example and practice while actually doing the job. Any training conducted in a classroom or training section, even if on the employers premises is not "on the job training".

JOBLRN(1-3) - Type of training done in last 4 weeks

- (1) **Attend conferences, seminars or workshops**
- (2) **Use information from the Internet or CD-ROMs**
- (3) **Watch TV programmes or videos**
- (4) **None of these**

FREQUENCY: Each quarter from Spring 99

COVERAGE: Applies to all respondents whose job related training done in last 4 weeks was not part of a previously mentioned qualification and was not done solely on the job (JOBTRN = 2, 3 AND NVQSAM ≠ 1 AND SAMQUL ≠ 1 AND JOBED ≠ 1).

In SuperCROSS an additional variable called JOBLRNM is available. See note on page 2 for more information on SuperCROSS variables.

TRSITE - Main place of education or training in work**Summer 92 to Winter 93**

- (1) Employer's premises
- (2) Another employer's premises
- (3) Private training centre
- (4) Skill Centre
- (5) Employment Rehabilitation Centre
- (6) Community project
- (7) Government or LA training workshop
- (8) ITEC
- (9) At home (OU, Open Tech, correspondence course)
- (10) Open college
- (11) Polytechnic, full time education college, university
- (12) Other educational institution
- (13) None of these

Spring 94 onwards

- (1) Employer's premises
- (2) Another employer's premises
- (3) Private training centre
- (5) Employment Rehabilitation Centre
- (6) Community project
- (7) Government or LA training workshop
- (8) ITeC
- (9) At home (OU, Open Tech, correspondence course)
- (10) Open college
- (11) Polytechnic, full time education college, university
- (12) Other educational institution
- (13) None of these

FREQUENCY: Summer, Autumn and Winter quarters from Summer 92 to Winter 93. Each quarter from Spring 94 to Winter 95. Spring and Autumn quarters only in 96. Spring and Winter quarters only from Spring 97

COVERAGE: Applies to all respondents who have taken part in job-related education/training in the last 4 weeks and this training has not been solely based in the workplace (JOBTRN = 2, 3 OR FUTUR4 = 1).

NOTES: This question is only asked to respondents in Great Britain.

Code 4 'skill centre' was deleted in Spring 94, as it was redundant. The responses were not renumbered.

ITeC: Information Technology Centres provide one year training and practical work experience courses in the use of computers and other aspects of information technology.

Training Workshops: Work experience of different kinds of work in a work group producing goods or services. The sponsors are usually local authorities or voluntary community groups. Vacant factories or other premises are often used.

Community projects: Specially funded Youth Training projects of planned work experience integrated with occupationally related training and lasting one year. Many schemes are concerned with environmental or construction work. Primarily aimed at 16 year old school leavers.

TRATIR - Place of education and training in NI

- (1) Employer's premises
- (2) Another employer's premises
- (3) Private training centre
- (4) Training centre (Government run)
- (5) Employment Rehabilitation Centre
- (6) Action for community employment
- (7) Community workshop
- (9) At home (OU, Open Tech, correspondence course)
- (10) Open college
- (11) Polytechnic, Full time education college, university
- (12) Other educational institution
- (13) None of these

FREQUENCY: Spring quarters only from Spring 92 to Spring 94. Winter 94 only. Each quarter from Spring 95 to Winter 95. Spring and Autumn quarters only in 96. Spring and Winter quarters only from Spring 97

COVERAGE: Applies to all respondents who have taken part in job-related education/training in the last 4 weeks and this training has not been solely based in the workplace (JOBTRN = 2, 3 OR FUTUR4 = 1).

NOTES: This question is only asked to respondents in Northern Ireland.

TRNFEE(1-5) - Who pays the fees for training

- (1) Employer or potential employer
- (2) TFW
- (3) Other government or local authority organisation
- (4) Self, or family, or relative
- (5) Other
- (6) No fees
- (7) Don't know

FREQUENCY: Summer, Autumn and Winter quarters in 92 and 93. Each quarter from Spring 94 to Winter 95. Spring and Autumn quarters only in 96. Spring and Winter quarters only from Spring 97 to Winter 98. Winter quarters only from Winter 99

COVERAGE: Applies to all respondents who have taken part in job-related education/training in the last 4 weeks and this training has not been solely based in the workplace (JOBTRN = 2, 3 OR FUTUR4 = 1).

NOTES: This question is only asked to respondents in Great Britain.

This variable was coded TRNFEE(0-6) from Summer 92 to Winter 94, then TRNFEE(0-5) from Spring 95 to Autumn 96, then TRNFEE(1-6) in Spring 97, and TRNFEE(1-5) from Winter 97 onwards.

FEEIR(1-5) - Who pays fees for training (NI)

- (1) Employer or potential employer
- (2) Government YTP
- (3) Government Adult scheme
- (4) Self, or family, or relative
- (5) Other
- (6) No fees
- (7) Don't know

FREQUENCY: Spring quarters only from Spring 92 to Spring 94. Winter 94 only. Each quarter from Spring 95 to Winter 95. Spring and Autumn quarters in 96. Spring and Winter quarters from Spring 97 to Spring 98. Winter quarters only from Winter 99 (not Winter 2000)

COVERAGE: Applies to all respondents who have taken part in job-related education/training in the last 4 weeks and this training has not been solely based in the workplace (JOBTRN = 2, 3 OR FUTUR4 = 1).

NOTES: This question is only asked to respondents in Northern Ireland.

This variable was coded FEEIR(0-6) from Spring 92 to Winter 94, then FEEIR(0-5) from Spring 95 to Autumn 96, then FEEIR(1-6) in Spring 97, and FEEIR(1-5) from Winter 97 onwards.

TRNLEN - Length of training course

- (1) Less than 1 week
- (2) 1 weeks but less than 2 weeks
- (3) 2 weeks but less than 3 weeks
- (4) 3 weeks but less than 1 month
- (5) 1 month but less than 2 months
- (6) 2 months but less than 3 months
- (7) 3 months but less than 6 months
- (8) 6 months but less than 1 year
- (9) 1 year but less than 2 years
- (10) 2 years but less than 3 years
- (11) 3 years or more
- (12) On going/no definite limit

FREQUENCY: Each quarter from Spring 92 to Winter 95. Spring and Autumn quarters only in 96. Spring and Winter quarters only from Spring 97

COVERAGE: Applies to all respondents who have taken part in job-related education/training in the last 4 weeks (ED4WK = 1 OR FUTUR4 = 1).

NOTES: Here the total length of the course was recorded not just the part that has so far been completed. For persons engaged on day or block release the total length of training is given. For persons who have "dropped out" of a course the time spent on the course, not the length is recorded.

TRNDAY - Training course less than 1 week long

- (1-7) Number of days

FREQUENCY: Each quarter from Spring 92 to Winter 95. Spring and Autumn quarters only in 96. Spring and Winter quarters only from Spring 97 to Winter 98. Spring quarters only from Spring 99

COVERAGE: Applies to all respondents whose job-related education/training lasted less than a week (TRNLEN = 1).

TRHR93 - Time spent on training

- (0-96) Hours spent training
(97) 97 or more hours spent training

FREQUENCY: Each quarter from Spring 93 to Winter 98. Spring quarters only from Spring 99

COVERAGE: Applies to all respondents who have taken part in any job-related education or training in the reference week (ED1FUT = 1).

NOTES: Respondents are asked for the actual number of hours spent training (away from the job) in the reference week, including any private study time. This variable replaced TRNHR from Spring 93. In Spring 93 the coverage for the questions was incorrect and the data should not be used.

TRONJB - Time spent training on the job

- (0-96) Hours spent training
(97) 97 or more hours spent training

FREQUENCY: Each quarter from Spring 93 to Winter 98. Spring quarters only from Spring 99

COVERAGE: Applies to all respondents who have taken part in any on or off-the-job-related education or training in the reference week (ED1FUT = 1 AND JOBTRN = 1 or 3).

NOTES: This identifies the number of training hours that are on the job training. In Spring 93 this variable was incorrectly routed to JOBTRN 2 and 3 instead of 1 and 3 and so the data should not be used. This was corrected from Autumn 93. In Winter 93/94 although the coverage for TRONJB appears to be incorrect in the questionnaire the data is correct.

LEISCL - Whether taken part in any other leisure or education classes in previous 4 weeks (i.e. not job related)

- (1) Yes
(2) No

FREQUENCY: Each quarter from Spring 99

COVERAGE: Applies to all respondents of working age or over but currently employed.

LEISHRS - Number of hours instruction at leisure/education classes

- (0-999) Number of hours

FREQUENCY: Each quarter from Spring 05

COVERAGE: Applies to all respondents who have taken part in any leisure or education classes in the past four weeks (LEISCL = 1).

NOTES: This variable is included on ONS datasets only.

The hours recorded here are in addition to those recorded at T4HRS.

EDHRS - Number of hours spent in taught courses/leisure

(0-999) Number of hours

FREQUENCY: Each quarter from Spring 05

COVERAGE: Applies to all respondents who have taken part in any taught courses in the last 4 weeks and/or who have taken part in any other leisure or education classes (i.e. not job-related) in the previous 4 weeks.

NOTES: This variable is included on ONS datasets only.

This variable combines the hours recorded in LEISHRS and T4HRS to give the total number of hours spent on taught courses or any other leisure or education classes in the past 4 weeks.

ADULT LEARNING

The Adult Learning questions are asked for every annual wave of the enhancement sample and quarterly waves 1 and 5 of the main LFS. The whole Adult Learning section applies to all respondents aged 16 or over who have finished continuous full-time education.

TAUTQ3 - Whether has been on a taught course which has lead (would have led) to qualifications

- (1) Yes
(2) No

FREQUENCY: Each quarter from Spring 00 to Spring 02.

COVERAGE: Applies to all respondents aged 16 or over who did not participate in training, are not currently enrolled on an education course or have not done any leisure classes in the last 4 weeks.

NOTES: This variable is only available on ONS datasets.

TAUTSK3 - Whether has been on a taught course, designed to help develop skills for a job

- (1) Yes
(2) No

FREQUENCY: Each quarter from Spring 00 to Spring 02.

COVERAGE: Applies to all respondents of working age or aged 16 or over and working or on a government scheme and have not been on a taught course in last 3 years.

NOTES: This variable is only available on ONS datasets.

TAUTPR3 - Whether attended any courses / had tuition in driving, playing a musical instrument, an art or craft, sport or practical skill

- (1) Yes
(2) No

FREQUENCY: Each quarter from Spring 00 to Spring 02.

COVERAGE: Applies to all respondents who have not been on a taught course designed to develop skills for a job or one that would lead to a qualification in the last 3 years (TAUTSK3 = 2 OR 'Don't Know' OR (TAUTQ3 = 2 AND TAUTSK3 ≠ RESPONSE)).

NOTES: This variable is only available on ONS datasets.

EVEN3 - Whether attended evening classes

- (1) Yes
(2) No

FREQUENCY: Each quarter from Spring 00 to Spring 02.

COVERAGE: Applies to all respondents who have not attended any courses in a practical skill in the past 3 years (TAUTPR3 = 2 OR 'Don't Know').

NOTES: This variable is only available on ONS datasets.

TAUTMT3 - Whether carried out any work on own using materials provided by employer, college, commercial organisation or other training provider

- (1) Yes
- (2) No

FREQUENCY: Each quarter from Spring 00 to Spring 02.

COVERAGE: Applies to all respondents who have not attended evening classes in the past 3 years (EVEN3 = 2 OR 'Don't Know').

NOTES: This variable is only available on ONS datasets.

TAUTOT3 - Whether has been on any other taught courses or received tuition in anything

- (1) Yes
- (2) No

FREQUENCY: Each quarter from Spring 00 to Spring 02.

COVERAGE: Applies to all respondents who have not carried out any learning involving materials from an employer, college, commercial organisation or any other training provider in the past 3 years (TAUTMT3 = 2 OR 'Don't Know').

NOTES: This variable is only available on ONS datasets.

NTQUL3 - Whether studied for qualifications without taking part in a taught course

- (1) Yes
- (2) No

FREQUENCY: Each quarter from Spring 00 to Spring 02.

COVERAGE: Applies to all respondents who have only done training away from the job and are not still doing a recognised trade apprenticeship (JOBTRN ≠ 1 AND ≠ 3 AND APPREN ≠ 2).

NOTES: This variable is only available on ONS datasets.

NTSUP3 - Whether received supervised training while actually doing a job

- (1) Yes
- (2) No

FREQUENCY: Each quarter from Spring 00 to Spring 02.

COVERAGE: Applies to all respondents of working age or aged 16 or over and working or on a government scheme and did not study for a qualification in the past 3 years.

NOTES: This variable is only available on ONS datasets.

NTDEV3 - Whether spent any time keeping up to date with developments in the type of work you do without taking a course (i.e. reading books, journals)

- (1) Yes
- (2) No

FREQUENCY: Each quarter from Spring 00 to Spring 02.

COVERAGE: Applies to all respondents who have not received any supervised training whilst doing a job or have not studied for qualifications which did not involve a taught course (NTSUP3 = 2 OR 'Don't Know' OR (NTQUL3 = 2 AND NTSUP3 ≠ RESPONSE).

NOTES: This variable is only available on ONS datasets.

NTKNW3 - Whether improved knowledge / taught yourself a skill or studied for a qualification without taking part in a taught course

- (1) Yes
- (2) No

FREQUENCY: Each quarter from Spring 00 to Spring 02.

COVERAGE: Applies to all respondents who have not spent any time keeping up to date with developments in the type of work they do without taking part in a taught course (NTDEV3 = 2 OR 'Don't Know').

NOTES: This variable is only available on ONS datasets.

ADLEARN - Type of adult learning

- (1) Taught learning only
- (2) Non-taught learning only
- (3) Taught and non-taught learning
- (4) No learning

FREQUENCY: Every year from 2000

COVERAGE: Applies to all respondents aged 16+ and not still in education.

NOTES: This variable is included only on annual local area datasets, which are available only to ONS and those government departments which sponsor the local area enhancements. The reference period for adult learning is 3 years for England and Northern Ireland and one year for Scotland and Wales.

This variable is derived from AGE, ENROLL, ED4WK, JOBTRN, APPR4, LEISCL, EVEN3, NTQUL3, NTSUP3, NTDEV3, NTKNW3, TAUTQ3, TAUTSK3, TAUTPR3, TAUTMT3 & TAUTOT3.

TAUGHT EDUCATION OUTSIDE THE REGULAR EDUCATION SYSTEM

'Outside the regular education system' excludes all formal education previously coded at QUALS4, QULHI4 and at QULHIY4. It can take place either within or outside an educational institution. Eurostat includes the following as examples: a course, conference seminar or basic vocational training not leading to a recognised formal qualification including courses designed to improve personal skills and competencies for either job-related or personal reasons. Distance learning, providing it is supported, and private tuition are also included. This type of education then, encompasses a wide range of activities from driving lessons to evening classes to work-related seminars.

The latter part of this section looks at informal taught education over the past 4 weeks.

TAUTSKY - Taught courses in last year for skills

- (1) **Yes**
- (2) **No**

FREQUENCY: Spring 2003 only.

COVERAGE: Applies to all respondents to have been away on a taught course in the past 3 years (TAUTSK3 = 1 or NO RESPONSE).

TAUTPRY - Attended courses or received instruction in last year

- (1) **Yes**
- (2) **No**

FREQUENCY: Spring 2003 only.

COVERAGE: Applies to all respondents who have attended any courses in a practical skill in the past 3 years (TAUTPR3 = 1 or NO RESPONSE).

EVENY - Attended evening classes in last year

- (1) **Yes**
- (2) **No**

FREQUENCY: Spring 2003 only.

COVERAGE: Applies to all respondents who have attended evening classes in the past 3 years (EVEN3 = 1 or NO RESPONSE).

TAUTMTY - Any learning with package in last year

- (1) **Yes**
- (2) **No**

FREQUENCY: Spring 2003 only.

COVERAGE: Applies to all respondents who have carried out any learning using materials from an employer, college, commercial organisation or any other training provider in the past 3 years (TAUTMT3 = 1 or NO RESPONSE).

TAUTOTY - Any other taught courses or instruction in last year

- (1) **Yes**
- (2) **No**

FREQUENCY: Spring 2003 only.

COVERAGE: Applies to all respondents who have had some other kind of taught course in the past 3 years (TAUTOT3 = YES or NO RESPONSE).

TAUTSUM - Number of taught courses in last year

- (1) **One**
- (2) **Two**
- (3) **Three**
- (4) **More than three**

FREQUENCY: Spring 2003 only.

COVERAGE: Applies to all respondents who have had any taught education in the past year (TAUTSKY = 1 OR TAUTPRY = 1 OR EVENY = 1 OR TAUTMTY = 1 OR TAUTOTY = 1).

TCODE - Subject of most recent course or tuition

(1.00 – 9.99) Area of study

FREQUENCY: Spring 2003 only.

COVERAGE: Applies to all respondents who have had any taught education in the past year (TAUTSKY = 1 OR TAUTPRY = 1 OR EVENY = 1 OR TAUTMTY = 1 OR TAUTOTY = 1).

NOTES: LFS User Guide Volume 5 (LFS Classifications) gives a full breakdown of subject codes.

THRS - Number of hours instruction in last year for most recent course

(0-999) Number of hours

FREQUENCY: Spring 2003 only.

COVERAGE: Applies to all respondents who have had any taught education in the past year (TAUTSKY = 1 OR TAUTPRY = 1 OR EVENY = 1 OR TAUTMTY = 1 OR TAUTOTY = 1).

TPURP - Purpose of most recent course or instruction

- (1) **Mostly related to a job you do**
- (2) **Mostly personal or social reasons**

FREQUENCY: Spring 2003 only.

COVERAGE: Applies to all respondents who have had any taught education in the past year (TAUTSKY = 1 OR TAUTPRY = 1 OR EVENY = 1 OR TAUTMTY = 1 OR TAUTOTY = 1).

TWORK - Was most recent course during work hours

- (1) Only during paid working hours
- (2) Mostly during paid working hours
- (3) Mostly outside paid working hours
- (4) Only outside paid working hours
- (5) Not employed at that time

FREQUENCY: Spring 2003 only.

COVERAGE: Applies to all respondents who have had any taught education in the past year (TAUTSKY = 1 OR TAUTPRY = 1 OR EVENY = 1 OR TAUTMTY = 1 OR TAUTOTY = 1).

TAUT4 - Any taught course in last 4 weeks

- (1) Yes
- (2) No

FREQUENCY: Each quarter from Summer 03

COVERAGE: Applies to all respondents who have been on any taught course in past three years (TAUTQ3 = 1).

T4HRS - Number of hours spent on course

(0 - 999) Hours

FREQUENCY: Each quarter from Summer 03

COVERAGE: Applies to all respondents who have attended a taught course in past 4 weeks (TAUT4 = 1).

T4CODE - Main subject of course

(1.00 - 9.99) Area of study

FREQUENCY: Each quarter from Summer 03

COVERAGE: Applies to all respondents who have attended a taught course in past 4 weeks (TAUT4 = 1).

NOTES: LFS User Guide Volume 5 (LFS Classifications) gives a full breakdown of subject codes.

T4PURP - Main purpose of training

- (1) Mostly related to a job you have
- (2) Mostly personal or social reasons

FREQUENCY: Each quarter from Summer 03

COVERAGE: Applies to all respondents who have attended a taught course in past 4 weeks (TAUT4 = 1).

T4WORK - Whether training during work hours

- (1) Only during paid working hours
- (2) Mostly during paid working hours
- (3) Mostly outside paid working hours
- (4) Only outside paid working hours
- (5) Not employed at that time

FREQUENCY: Each quarter from Summer 03

COVERAGE: Applies to all respondents who have attended a taught course in past 4 weeks (TAUT4 = 1).

HEALTH

HEALTH PROBLEMS

The focus and number of questions on health and disability changed in Spring 1997 to reflect the provisions of the Disability Discrimination Act 1995. They are now concerned with all health problems, whilst previously the emphasis had been on problems which affect respondents work. See the June 1998 issue of *Labour Market Trends* for guidance about disability data.

From Spring 96 the frequency of disability/health questions were changed from half-yearly to quarterly. This discontinuity affected data in Spring 96, which is not consistent with any other quarters.

HPRMB - Prompt to ask health questions

- (1) **Continue**
- (2) **Too ill / distressed to answer: Visible problem**
- (3) **Too ill / distressed to answer: Other**

FREQUENCY: Each quarter from Spring 2000 to Autumn 2000 (on ONS datasets only). Each quarter from Winter 2000

COVERAGE: Applies to all respondents aged 75 and over.

LNGLIM - Whether health problem lasting more than 12 months

- (1) **Yes**
- (2) **No**

FREQUENCY: Summer and Winter quarters only from Winter 93 to Winter 95. Each quarter from Spring 96

COVERAGE: From Spring 92 to Winter 96: Applies to all respondents of working age whose health problems or disabilities limit the kind of paid work they can do (LIMITT = 1).

From Spring 97 to Winter 99: Applies to all respondents of working age.

From Spring 2000: Applies to all respondents of working age or those aged 75 and under and first contact or those aged 75 and over and are not too ill/distressed to continue.

NOTES: This question is asked of everyone above working age in all 5 waves for Spring 2000. From Summer 2000 onwards it is only asked in Wave 1.

DNA (-9) will include people who were not contacted in the quarter this question was asked. See LFS User Guide Volume 1 (Background and Methodology) "Imputation in the LFS", for full details. From 1997 all health sections start with LNGLIM. To get a comparison with earlier quarters prior to Spring 1997, use LIMITK = yes and LNGLIM = yes.

Users are advised to always filter on working age when using this variable, to ensure comparability over a time-series.

LIMITK - Whether health problem affects the kind of paid work respondent might have done

- (1) Yes
- (2) No

FREQUENCY: Each quarter from Spring 97

COVERAGE: Applies to all respondents with health problems and those of working age or pensioners looking for work or wanting work.

NOTES: The respondents decide whether a health problem/disability limits the paid work which they can do. If respondents seek clarification, they are advised not to limit the assessment to the paid work (if any) which they do at present.

LIMITA - Whether health problem affects the amount of paid work that can be done

- (1) Yes
- (2) No

FREQUENCY: Each quarter from Spring 97

COVERAGE: Applies to all respondents with health problems and those of working age or pensioners looking for work or wanting work.

NOTES: This question records whether a disability affects the amount of paid work undertaken, or might be undertaken, by the respondent. Again this is not restricted to the respondent's current job, nor to respondents who are currently employed.

HEAL(01-17) - What health problems does the respondent have

Spring 92 to Winter 92

- (1) Problems or disabilities connected with arms, legs, hands, feet, back or neck (including arthritis or rheumatism)**
- (2) Difficulty in seeing**
- (3) Difficulty in hearing**
- (4) Skin conditions, allergies**
- (5) Chest or breathing problems, asthma, bronchitis**
- (6) Heart blood pressure or blood circulation problems**
- (7) Stomach, liver kidney or digestive problems**
- (8) Diabetes**
- (9) Depression, bad nerves**
- (10) Epilepsy**
- (11) Other health problems or disabilities**

Summer 93 to Winter 95

- (1) Problems or disabilities connected with arms, legs, hands, feet, back or neck (including arthritis or rheumatism)**
- (2) Difficulty in seeing**
- (3) Difficulty in hearing**
- (4) Skin conditions, allergies**
- (5) Chest or breathing problems, asthma, bronchitis**
- (6) Heart blood pressure or blood circulation problems**
- (7) Stomach, liver kidney or digestive problems**
- (8) Diabetes**
- (9) Depression, bad nerves**
- (10) Epilepsy**
- (11) Severe or specific learning problems (mental handicap)**
- (12) Mental illness, phobias, panics or other nervous disorders**
- (13) Other health problems or disabilities**

Spring 96 to Winter 96

- (1) Problems or disabilities connected with arms or hands (including arthritis or rheumatism)**
- (2)legs or feet**
- (3)back or neck**
- (4) Difficulty in seeing**
- (5) Difficulty in hearing**
- (6) Skin conditions, allergies**
- (7) Chest or breathing problems, asthma, bronchitis**
- (8) Heart blood pressure or blood circulation problems**
- (9) Stomach, liver kidney or digestive problems**
- (10) Diabetes**
- (11) Depression, bad nerves**
- (12) Epilepsy**
- (13) Severe or specific learning problems (mental handicap)**
- (14) Mental illness, phobias, panics or other nervous disorders**
- (15) Other health problems or disabilities**

HEAL(01-17) continued on next page...

HEAL(01-17) continued from previous page...

Spring 97 onwards

- (1) **Problems or disabilities (including arthritis or rheumatism) connected with...arms or hands**
- (2) **....legs or feet**
- (3) **....back or neck**
- (4) **Difficulty in seeing (while wearing spectacles or contact lenses)**
- (5) **Difficulty in hearing**
- (6) **A speech impediment**
- (7) **Severe disfigurement, skin conditions, allergies**
- (8) **Chest or breathing problems, asthma, bronchitis**
- (9) **Heart, blood pressure or blood circulation problems**
- (10) **Stomach, liver kidney or digestive problems**
- (11) **Diabetes**
- (12) **Depression, bad nerves or anxiety**
- (13) **Epilepsy**
- (14) **Severe or specific learning difficulties (mental handicap)**
- (15) **Mental illness, or suffer from phobia, panics or other nervous disorders**
- (16) **Progressive illness not included elsewhere (e.g. cancer, multiple sclerosis, symptomatic HIV, Parkinson's disease, muscular dystrophy)**
- (17) **Other health problems or disabilities**

FREQUENCY: Each quarter from Spring 92 to Winter 92. Summer and Winter quarters only from Summer 93 to Winter 95. Each quarter from Spring 96

COVERAGE: Applies to all respondents in employment and all other men aged 16-64 and women aged 16-59 who said that health or disability problems limit the kind of paid work they can do. (Spring 92 to Winter 94: LIMITT = 1 AND LNGLIM = 1; From Spring 95: LNGLIM = 1).

NOTES: In SuperCROSS an additional variable called HEALM is available. See note on page 2 for more information on SuperCROSS variables.

For more accurate results always use the variable HEALTH as it gives the respondent's main/most significant health problem and not a general problem. It should be noted that the order of health problems at HEAL does not necessarily give the most problematic first. Again use HEALTH for this information.

Respondents can give up to 17 problems. This variable was coded HEAL(00-10) from Spring 92 to Summer 93; HEAL(00-12) from Winter 93 to Winter 95; HEAL(00-14) from Spring 96 to Winter 96; and HEAL(01-17) from Spring 97.

DNA (-9) will include people who were not contacted in the quarter this question was asked. See LFS User Guide Volume 1 (Background and Methodology), "Imputation in the LFS" for full details.

Code 4 - difficulty in seeing should not be considered a disability if it is effectively compensated for by wearing glasses or contact lenses.

Code 5 - difficulty in hearing should be considered without the use of a hearing aid.

Code 7 - severe disfigurements excludes those arising from tattooing or body piercing but would include scars, birthmarks, limb or postural deformation or diseases of the skin.

Code 8 - excludes hay fever (seasonal allergic rhinitis) except where it aggravates the effects of an existing condition.

Code 14 - specific learning difficulties includes conditions such as dyslexia or dyscalcula; severe learning difficulties covers mental impairments or mental handicap.

Code 15 - Mental illness includes a wide range of conditions related to mental functioning but should be a clinically well recognised illness. Mental illnesses that should not be included are; the tendency to commit arson or to steal, the tendency to physically or sexually abuse others, exhibitionism or voyeurism are not included.

HEAL(01-17) continued on next page...

HEAL(01-17) continued from previous page...

Code 16 - Progressive illnesses should be recorded if there is some effect on the respondent's normal day to day activities, even if it is minor at the time of interview. If the respondent has been diagnosed with a progressive illness, but they are not suffering from any symptoms which affect their activities yet, then they should not be included.

Addiction to or dependency on alcohol, nicotine, drugs or other substance (unless resulting from the substance being prescribed for the respondent) should not be included.

LERND - Learning difficulty or learning disability?

- (1) Learning difficulty
- (2) Learning disability
- (3) Both

FREQUENCY: Each quarter from Spring 2006.

COVERAGE: Applies to all respondents who have said that they have a severe or specific learning difficulty at HEAL (i.e. HEAL=14).

HEALTH - Main health problem

- (01) Problems or disabilities (including arthritis or rheumatism) connected with... arms or hands
- (02)legs or feet
- (03)back or neck
- (04) Difficulty in seeing (while wearing spectacles or contact lenses)
- (05) Difficulty in hearing
- (06) A speech impediment
- (07) Severe disfigurement, skin conditions, allergies
- (08) Chest or breathing problems, asthma, bronchitis
- (09) Heart, blood pressure or blood circulation problems
- (10) Stomach, liver kidney or digestive problems
- (11) Diabetes
- (12) Depression, bad nerves or anxiety
- (13) Epilepsy
- (14) Severe or specific learning difficulties (mental handicap)
- (15) Mental illness, or suffer from phobia, panics or other nervous disorders
- (16) Progressive illness not included elsewhere (e.g. cancer, multiple sclerosis, symptomatic HIV, Parkinson's disease, muscular dystrophy)
- (17) Other health problems or disabilities

FREQUENCY: Each quarter from Spring 97

COVERAGE: Applies to all respondents with health problems (HEAL = 1-17).

NOTES: This variable records the main problem ONLY. For analysis before Spring 97 please see HEALTH(0-2).

HEALIM - Whether health problem limits activity

- (1) Yes
- (2) No
- (3) Don't know

FREQUENCY: Each quarter from Spring 97

COVERAGE: Applies to all respondents with a health problem lasting more than 12 months (LNGLIM = 1).

NOTES: This question is asked of everyone above working age in all 5 waves for Spring 2000. From Summer 2000 onwards it is only asked in Wave 1.

Users are advised to always filter on working age when using this variable, to ensure comparability over a time-series.

Normal day-to-day activities are those which are carried out by most people on a daily basis, and we are interested in disabilities/health problems which have a substantial adverse effect on respondent's ability to carry out these activities.

There are several ways in which a problem may affect the respondent's day to day activities:

Mobility - for example, unable to travel short journeys as a passenger in a car, unable to walk other than at a slow pace or with jerky movements, difficulty in negotiating stairs, unable to use one or more forms of public transport, unable to go out of doors unaccompanied.

Manual dexterity - for example, loss of functioning in one or both hands, inability to use a knife or fork at the same time, or difficulty in pressing buttons on a keyboard

Physical co-ordination - for example, the inability to feed or dress oneself; or to pour liquid from one vessel to another except with unusual slowness or concentration.

Problems with bowel/bladder control - for example, frequent or regular loss of control of the bladder or bowel. Occasional 'bedwetting' is not considered a disability.

Ability to lift, carry or otherwise move everyday objects (for example, books, kettles, light furniture) - for example, inability to pick up a weight with one hand but not the other, or to carry a tray steadily.

Speech - for example, unable to communicate (clearly) orally with others, taking significantly longer to say things. A minor stutter, difficulty in speaking in front of an audience, or unable to speak a foreign language would not be considered impairments.

Hearing - for example, not being able to hear without the use of a hearing aid, the inability to understand speech under normal conditions or over the telephone.

Eyesight - for example, while wearing spectacles or contact lenses - being unable to pass the standard driving eyesight test, total inability to distinguish colours (excluding ordinary red/green colour blindness), or inability to read newsprint.

Memory or ability to concentrate, learn or understand - for example, intermittent loss of consciousness or confused behaviour, inability to remember names of family or friends, unable to write a cheque without assistance, or an inability to follow a recipe.

Perception of risk of physical danger - for example, reckless behaviour putting oneself or others at risk, mobility to cross the road safely. This excludes (significant) fear of heights or underestimating risk of dangerous hobbies.

HEALYR - Any other past health problems or disabilities that have lasted longer than a year

- (1) Yes
- (2) No

FREQUENCY: Each quarter from Spring 97

COVERAGE: Applies to all respondents of working age or those aged 75 and under and first contact or those aged 75 and over and are not too ill/distressed to continue.

NOTES: These include continuous problems, or those with only intermittent effects.

HEALYR and subsequent questions HEALPB and HEALYL are only asked at the first interview with a respondent, and if it is a personal interview.

Only those problems or disabilities the respondent has had in the past but no longer has are included. Any illnesses already mentioned at HEAL are not included.

HEALPB(01-10) - Health problems/disabilities that affected respondent in the past

- (1) Problems or disabilities (including arthritis or rheumatism) connected with... arms or hands
- (2)legs or feet
- (3)back or neck
- (4) Difficulty in seeing (while wearing spectacles or contact lenses)
- (5) Difficulty in hearing
- (6) A speech impediment
- (7) Severe disfigurement, skin conditions, allergies
- (8) Chest or breathing problems, asthma, bronchitis
- (9) Heart, blood pressure or blood circulation problems
- (10) Stomach, liver kidney or digestive problems
- (11) Diabetes?
- (12) Depression, bad nerves or anxiety
- (13) Epilepsy
- (14) Severe or specific learning difficulties (mental handicap)
- (15) Mental illness, or suffer from phobia, panics or other nervous disorders
- (16) Progressive illness not included elsewhere (e.g. cancer, multiple sclerosis, symptomatic HIV, Parkinson's disease, muscular dystrophy)
- (17) Other health problems or disabilities

FREQUENCY: Each quarter from Spring 97

COVERAGE: Applies to all respondents who have had a long term health problem/disability that has lasted longer than a year (HEALYR =1).

NOTES: The notes for HEAL also apply here. Respondents can give up to 10 problems. From Spring 97 to Spring 99, this variable was coded HEALPB (01-17). From Summer 99, this variable is coded HEALPB (01-10).

In SuperCROSS an additional variable called HEALPBM is available. See note on page 2 for more information on SuperCROSS variables.

LERNDB - Learning difficulty or learning disability?

- (1) **Learning difficulty**
- (2) **Learning disability**
- (3) **Both**

FREQUENCY: Each quarter from Spring 2006.

COVERAGE: Applies to all respondents who have said that they have a severe or specific learning difficulty (i.e. HEALPB=14).

HEALYL - Whether past health problems or disabilities limited activity

- (1) **Yes**
- (2) **No**
- (3) **Don't know**

FREQUENCY: Each quarter from Spring 97

COVERAGE: Applies to all respondents who have had a long term health problem/disability that has lasted longer than a year (HEALYR =1).

NOTES: If respondents were receiving medication or treatment, they are asked to consider what the situation would be without the medication or treatment.

The qualifying statement concerning medication or treatment includes:

- the use of a prosthesis i.e. any artificial device attached to the body as an aid, for example, an artificial limb, a heart pacemaker, or a hearing aid (except spectacles or contact lenses);
- the use of any other form of aid or equipment such as a wheelchair.

If someone says their condition does not have any affect on them because it is kept under control by treatment, they are still coded '1'. For example, some people take medication and experience no impairment in their quality of life as a result, but without that medication they would die.

Normal day-to-day activities are those which are carried out by most people on a daily basis, and we are interested in disabilities/health problems which have a substantial adverse effect on respondent's ability to carry out these activities.

See HEALIM for examples of ways in which a problem may affect the respondent's day to day activities.

DISCURR - Current disability

- (1) **Both DDA (current disability) and work-limiting disabled**
- (2) **DDA disabled (current disability) only**
- (3) **Work-limiting disabled only**
- (4) **Not disabled**

FREQUENCY: Each quarter from Spring 98

COVERAGE: Applies to all respondents of working age.

NOTES: DDA disabled (current disability) includes those who have a long-term disability which substantially limits their day-to-day activities. Work-limiting disabled includes those who have a long-term disability which affects the kind or amount of work they might do.

This variable is derived from AGE, LNGLIM, HEALIM, HEAL(1-17), LIMITK & LIMITA.

XDISDDA - Unadjusted DDA disabled [READ NOTES BEFORE USING THIS VARIABLE]

- (1) **Current disability only**
- (2) **Current and past disability**
- (3) **Past disability only**
- (4) **Not DDA disabled**

FREQUENCY: Each quarter from Spring 98 to Winter 99 (on ONS datasets only), Each quarter from Spring 2000

COVERAGE: Applies to all respondents of working age.

NOTES: This variable is designed to help users estimate the number of people who meet the DDA definition of disability. This definition has two parts: current and past disability;

Current disability includes people who have a physical or mental impairment which has a substantial and long-term adverse effect on a person's ability to carry out normal day-to-day activities, and people with a progressive condition (e.g. cancer, multiple sclerosis) from the moment any impairment resulting from it first has some effect on their ability to carry out normal day-to-day activities.

Past disability includes people who have had a disability within the DDA definition in the past, even if they have since recovered. The LFS data on past disabilities does not include any proxy response because it is not thought that proxy respondents would be able to provide accurate information on past disabilities. Therefore users need to make an adjustment to any estimates they derive from this variable involving past disabilities. The adjustment process is described below.

Adjustment for past disabilities.

To take account of the absence of proxy data, the suggested method is to apply the same proportion of proxy response in wave 1 at HEALIM to the number of people in category 3 of XDISDDA. Thus, in Spring 1998, a table of HEALIM by IOUTCOME filtered on THISWV = 1 shows that the proportion of proxy response was 24% so the adjustment made to XDISDDA is to multiply the past disabilities only category by 100/76. So the estimate of total DDA disabled people in the UK in Spring 1998 is:

	(Thousands)
Current disability only	4,682
Current and past disability	301
Past disability only	$571 * 100/76 = 751$
Total DDA disabled	5,734

This variable is derived from WRKAGE, HEALIM, HEAL, HEALYR, HEALYL & HEALPB.

ACCIDENTS

ACCDNT - Whether had work related accident in previous 12 months

- (1) Yes
- (2) No

FREQUENCY: Winter quarters only from Winter 93

COVERAGE: Applies to all respondents in employment and all other men aged 16-64 and women aged 16-59 who have left a job in the past 12 months.

NOTES: DNA (-9) will include people who were not contacted in the quarter this question was asked. See LFS User Guide Volume 1 (Background and Methodology) "Imputation in the LFS", for full details.

ROAD - How injury was caused

- (1) Road accident
- (2) Some other way

FREQUENCY: Winter quarters only from Winter 93

COVERAGE: Applies to all respondents who have had a work related accident in the past 12 months (ACCDNT = 1).

NOTES: DNA (-9) will include people who were not contacted in the quarter this question was asked. See LFS User Guide Volume 1 (Background and Methodology) "Imputation in the LFS", for full details.

WCHJB - Job title check

- (1) (Main job last week or previous job title) [OCCT]
- (2) (Second job title) [OCCT2]
- ~~(3) (Job 3 months ago title) [M3OCCT] (Deleted from Spring 1999)~~
- (4) Some other job

FREQUENCY: Winter quarters only from Winter 93

COVERAGE: Applies to all respondents who have had a work related accident in the past 12 months (ACCDNT = 1).

NOTES: This variable applies to respondents who have had an accident in the previous 12 months and identifies whether the job being done at the time of the accident was the same as previously mentioned.

DNA (-9) will include people who were not contacted in the quarter this question was asked. See LFS User Guide Volume 1 (Background and Methodology) "Imputation in the LFS", for full details.

GOBACK - How soon able to start work after road accident

- (1) **Still off paid work**
- (2) **Expects never to do paid work again**
- (3) **Same day**
- (4) **Day after the accident**
- (5) **On 2nd day after accident**
- (6) **On 3rd day after accident**
- (7) **On 4th day after accident**
- (8) **On 5th day or longer after accident**
- (9) **Don't know**

FREQUENCY: Winter quarters only from Winter 93

COVERAGE: Applies to all respondents who have had a work related accident in the past 12 months (ACCDNT = 1).

NOTES: This variable applies to respondents who have had a road accident in the previous 12 months. DNA (-9) will include people who were not contacted in the quarter this question was asked. See LFS User Guide Volume 1 (Background and Methodology), Imputation in the LFS, for full details.

ACCDAY4 - How soon after accident did you go back to work

(0-365) Days

FREQUENCY: Winter quarters only from Winter 04

COVERAGE: This variable is only available on ONS datasets.

Applies to all respondents who said they returned to work on or after the fifth day after the accident (GOBACK = 8).

WRKAGN2 - Circumstances when returning to work following accident

- (1) **Changed job – different employer**
- (2) **Changed job – same employer**
- (3) **Changed contracted hours**
- (4) **Temporarily worked lighter duties or reduced hours**
- (5) **No change of job or work pattern**

FREQUENCY: Winter 04 only.

COVERAGE: Applies to all respondents who have returned to work following their injury (GOBACK = 3-9).

NOTES: This variable is only available on ONS datasets.

This variable refers to changes of job or working pattern due to injury at work or in the course of work. Response options are ranked in order of precedence and respondents choose the first option that applies.

ACCKIND - How accident happened

- (1) Contact with moving machinery or material being machined
- (2) Hit by a moving, flying or falling object
- (3) Hit by a moving vehicle
- (4) Hit by something fixed or stationary
- (5) Injured while handling, lifting or carrying
- (6) Slipped, tripped or fell on the same level
- (7) Fell from a height
- (8) Trapped by something collapsing or overturning
- (9) Drowned or asphyxiated
- (10) Exposed to, or in contact with, a harmful substance
- (11) Exposed to fire
- (12) Exposed to an explosion
- (13) Contact with electricity or an electrical discharge
- (14) Injured by an animal
- (15) Physically assaulted by a person
- (16) Another kind of accident

FREQUENCY: Winter 04 only.

COVERAGE: Applies to all respondents who have had a work related accident in the past 12 months (ACCDNT = 1).

NOTES: This variable is only available on ONS datasets.

Respondents are asked not to select the first option that applies, but to choose the one that best describes how the incident occurred.

ILLWRK - Whether in past 12 months, has suffered any (other) illness, disability or physical or mental problem caused or made worse by job or work done in the past

- (1) Yes
- (2) No
- (3) Don't know

FREQUENCY: Winter quarters only from Winter 04

COVERAGE: Applies to all respondents who are working or have ever been employed.

NOTES: The illness, disability or problem must be one caused or made worse by work and have occurred at some point during the past 12 months.

NUMILL - Number of illness caused or made worse by work in last 12 months

8 illnesses or more coded as 8

FREQUENCY: Winter quarters only from Winter 04

COVERAGE: Applies to all respondents who have suffered from an illness in last 12 months caused/made worse by work (ILLWRK = 1).

NOTES: The number of different illnesses a respondent has is recorded here, not the number of bouts/episodes of the same illness.

TYPILL - Type of illness caused or made worse by work in last 12 months

- (1) **Bone, joint or muscle problems which mainly affect (or is mainly connected with) arms, hands, neck or shoulder,**
- (2) **...hips, legs or feet,**
- (3) **...back,**
- (4) **Breathing or lung problems,**
- (5) **Skin problems,**
- (6) **Hearing problems,**
- (7) **Stress, depression or anxiety,**
- (8) **Headache and/or eyestrain**
- (9) **Heart disease/attack, other circulatory system**
- (10) **Infectious disease (virus, bacteria),**
- (11) **Other**

FREQUENCY: Winter quarters only from Winter 04

COVERAGE: Applies to all respondents who have suffered from an illness in last 12 months caused/made worse by work (ILLWRK = 1).

NOTES: If more than one code applies, the one which the respondent says is the most serious or affects them the most is recorded.

AWARE - When first aware of this illness

- (1) **Within the last 12 months**
- (2) **More than one year ago**

FREQUENCY: Winter quarters only from Winter 04

COVERAGE: This variable is only available on ONS datasets.

Applies to all respondents who have suffered from an illness in last 12 months caused/made worse by work (ILLWRK = 1).

TMEOFF - Total time off work in last 12 months as a result of illness caused or aggravated by work

- (1) **No time off work**
- (2) **Less than 1 day**
- (3) **1 to 3 days**
- (4) **4 to 6 days**
- (5) **At least 1 week but less than 2 weeks**
- (6) **At least 2 weeks but less than 1 month**
- (7) **At least 1 month but less than 3 months**
- (8) **At least 3 months but less than 6 months**
- (9) **At least 6 months but less than 9 months**
- (10) **At least 9 months but less than one year**

FREQUENCY: Winter quarters only from Winter 04

COVERAGE: Applies to respondents who are working or have left employment within the last 12 months.

WRKAGN3 - Done do any of the following in last 12 months as a result of illness caused or aggravated by work

- (1) Leave paid work altogether
- (2) Changed job – different employer
- (3) Changed job – same employer
- (4) Changed contracted hours
- (5) Temporarily worked lighter duties or reduced hours
- (6) No change of job or work pattern

FREQUENCY: Winter 04 only.

COVERAGE: Applies to all respondents who have suffered from an illness in last 12 months caused/made worse by work (ILLWRK = 1).

NOTES: This variable is only available on ONS datasets.

If more than one code applies, the most extreme scenario is recorded.

WCHJB3 - Job caused or made illness worse (previously mentioned)

- (1) Same as OCCT
- (2) Same as OCCT2
- (3) Some other job

FREQUENCY: Winter quarters only from Winter 04

COVERAGE: Applies to all respondents who have suffered from an illness in last 12 months caused/made worse by work (ILLWRK = 1) and OCCT = RESPONSE or OCCT2 = RESPONSE.

CHILDCARE

CHATT5(01-10) – Child attendance type

- (1) Playgroup or pre-school
- (2) Day nursery or workplace crèche
- (3) Nursery school
- (4) Infant school
- (5) Primary school
- (6) Breakfast/After school club
- (7) Holiday scheme/club
- (8) Children's Centres/integrated centres/combined centres
- (9) Boarding school (spontaneous only)
- (10) Other (spontaneous only)
- (11) None of the above

FREQUENCY: Autumn quarters only from Autumn 05

COVERAGE: Applies to all respondents who have a child aged 14 and under.

NOTES: This variable replaces CHATT(01-10). Amendments have been made to some of the wording of the answer categories.

In SuperCROSS an additional variable called CHATT5M is available. See note on page 2 for more information on SuperCROSS variables.

CHATT(01-10) - Child attendance type

- (1) Play group
- (2) Day nursery
- (3) Nursery school
- (4) Infant school
- (5) Primary school
- (6) Out of school club
- (7) Holiday scheme
- (8) Family or combined centre
- (9) Boarding school (spontaneous only)
- (10) Other (spontaneous only)
- (11) None of these

FREQUENCY: Autumn quarters only from Autumn 01 to Autumn 03. Autumn quarters only (every 2 years) from Autumn 05

COVERAGE: Applies to all respondents who have a child aged 14 and under.

NOTES: Respondents with children are asked if their child used or attended a variety of childcare *at any time, on any day* during the reference week. 'Attend' means that the child actually attends the provision, not simply that the child was 'registered' to attend.

CHINF(1-2) - Infant school class

- (1) **Reception class**
- (2) **Nursery class**
- (3) **None of these**

FREQUENCY: Autumn quarters only from Autumn 01 to Autumn 03. Autumn quarters only (every 2 years) from Autumn 05

COVERAGE: Applies to all respondents whose child attended an Infants school during the reference week (CHATT5 = 4).

NOTES: CHATT5 replaces CHATT in the derivation of this variable from Spring 05.

CHPRI(1-2) - Primary school class

- (1) **Reception class**
- (2) **Nursery class**
- (3) **None of these**

FREQUENCY: Autumn quarters only from Autumn 01 to Autumn 03. Autumn quarters only (every 2 years) from Autumn 05

COVERAGE: Applies to all respondents whose child attended a Primary school during the reference week (CHATT5 = 5).

NOTES: CHATT5 replaces CHATT in the derivation of this variable from Spring 05.

CTRM - Reference week school period

- (1) **Term time**
- (2) **Half term**
- (3) **Other school holidays**
- (4) **Not applicable**

FREQUENCY: Autumn quarters only from Autumn 01 to Autumn 03. Autumn quarters only (every 2 years) from Autumn 05

COVERAGE: Applies to all respondents who have a child aged between 3-14 years and if child did not attend Nursery, Infant or Primary school (CHATT5 ≠ 3, 4 or 5).

NOTES: CHATT5 replaces CHATT in the derivation of this variable from Spring 05.

Children aged 2 or under are autocoded to N/A. If CHATT5 = 3 (Nursery school), 4 (Infant school), or 5 (Primary school) then this question is autocoded as 1 (Term time).

CHPEO(1-9) - Other carers

- (1) The child's grandparents
- (2) Non-resident parent or ex-partner
- (3) Child's brother or sister
- (4) Other relatives
- (5) Childminder
- (6) Nanny/Au pair (incl. live-in & day nanny)
- (7) Friends or neighbours
- (8) Other non-relatives
- (9) None of these
- (10) Does not require minding (spontaneous only)

FREQUENCY: Autumn quarters only from Autumn 01 to Autumn 03. Autumn quarters only (every 2 years) from Autumn 05

COVERAGE: Applies to all respondents who have a child aged 14 and under.

NOTES: Respondents are asked to identify all those who *at any time, on any day* during the reference week looked after the child in question, other than the resident parent/guardian.

COTH - Other type of childcare

- (1) Yes
- (2) No

FREQUENCY: Autumn quarters only from Autumn 01 to Autumn 03. Autumn quarters only (every 2 years) from Autumn 05

COVERAGE: CHATT5 replaces CHATT in the derivation of this variable from Spring 05.

Applies to all respondents who received some other kind of childcare (CHATT5 = 11 AND CHPEO = 9).

INCOME

Up to Winter 96, all questions in the income section were asked of respondents in wave 5. From Spring 97 they have been asked in wave 1 as well.

Coverage of the following questions includes only people aged 16-69 plus those aged 70 and over who are in employment which means that data for old age pensions etc. will be distorted. The income questions are not addressed to respondents who are self employed.

INCOME PAY BANDS

Pay Bands are used in the variables BANDG, BANDN, BANDG2 & BANDN2.

ANNUAL (£)		MONTHLY (£)		WEEKLY (£)	
1.1	0	2.1	0	3.1	0
1.2	1 - 499	2.2	1 – 49	3.2	1 - 9
1.3	500 - 999	2.3	50 – 99	3.3	10 - 19
1.4	1000 - 1499	2.4	100 – 149	3.4	20 - 29
1.5	1500 - 1999	2.5	150 – 199	3.5	30 - 39
1.6	2000 - 2499	2.6	200 – 249	3.6	40 - 49
1.7	2500 - 2999	2.7	250 – 299	3.7	50 - 59
1.8	3000 - 3499	2.8	300 – 349	3.8	60 - 69
1.9	3500 - 3999	2.9	350 – 399	3.9	70 - 79
1.10	4000 - 4499	2.10	400 – 449	3.10	80 - 89
1.11	4500 - 4999	2.11	450 – 499	3.11	90 - 99
1.12	5000 - 5999	2.12	500 – 549	3.12	100 - 109
1.13	6000 - 6999	2.13	550 – 599	3.13	110 - 124
1.14	7000 - 7999	2.14	600 – 649	3.14	125 - 149
1.15	8000 - 8999	2.15	650 – 699	3.15	150 - 174
1.16	9000 - 9999	2.16	700 – 799	3.16	175 - 199
1.17	10000 - 10999	2.17	800 – 899	3.17	200 - 224
1.18	11000 - 11999	2.18	900 – 999	3.18	225 - 249
1.19	12000 - 12999	2.19	1000 – 1099	3.19	250 - 274
1.20	13000 - 13999	2.20	1100 – 1199	3.20	275 - 299
1.21	14000 - 14999	2.21	1200 – 1299	3.21	300 - 324
1.22	15000 - 15999	2.22	1300 – 1399	3.22	325 - 349
1.23	16000 - 16999	2.23	1400 – 1499	3.23	350 - 374
1.24	17000 - 17999	2.24	1500 – 1599	3.24	375 - 399
1.25	18000 - 18999	2.25	1600 – 1699	3.25	400 - 424
1.26	19000 - 19999	2.26	1700 – 1799	3.26	425 - 449
1.27	20000 - 22999	2.27	1800 – 1899	3.27	450 - 474
1.28	23000 - 25999	2.28	1900 – 1999	3.28	475 - 499
1.29	26000 - 28999	2.29	2000 – 2199	3.29	500 - 549
1.30	29000 - 31999	2.30	2200 – 2499	3.30	550 - 599
1.31	32000 - 34999	2.31	2500 – 2999	3.31	600 - 649
1.32	35000 - 37999	2.32	3000 – 3499	3.32	650 - 699
1.33	38000 - 40999	2.33	3500 – 3999	3.33	700 - 749
1.34	41000 - or more	2.34	4000 - or more	3.34	750 - or more

GROSS INCOME

INCNOW - Prompt to ask income questions

- (1) Now
- (2) Later
- (3) Non-contact (proxy interview not possible)
- (8) Answer state benefit questions only
- (9) Refusal

FREQUENCY: Each quarter from Winter 92

COVERAGE: Applies to all respondents aged 16-69 or those in employment in the reference week.

GROSS99 - Gross pay before deductions

- (1-99994) £1 to £99994 (self assessment)
- (99995) Paid £99995 or more (self assessment)
- (-6) No pay yet received
- (-8) Refusal
- (-9) Don't know

FREQUENCY: Each quarter from Spring 99 (Waves 1 and 5 only)

COVERAGE: Applies to all respondents who are employees and those on a government scheme (not New Deal in the voluntary sector or environmental task force).

NOTES: This variable replaces GOVGRO and EMPGRO from Spring 99.

In SuperCROSS an additional variable called GROSS99C is available. See note on page 2 for more information on SuperCROSS variables.

GRSPRD - Period covered by last (gross) pay

- (1) One week
- (2) Two weeks
- (3) Three weeks
- (4) Four weeks
- (5) Calendar month
- (7) Two calendar months
- (8) Eight times a year
- (9) Nine times a year
- (10) Ten times a year
- (13) Three months/13 weeks
- (26) Six months/26 weeks
- (52) One year/12 months/52 weeks
- (90) Less than one week
- (95) One off/lump sum
- (97) None of these

FREQUENCY: Each quarter from Spring 99 (Waves 1 and 5 only)

COVERAGE: Applies to all respondents giving a figure for either their actual last payment as an employee or on a government scheme, or a figure for the payment which they expect.

NOTES: This question replaces GOEMGB as of Spring 99.

GRSEXP - Gross pay expected

(1-99994)	£1 to £99994 (self assessment)
(99995)	Paid £99995 or more (self assessment)
(-8)	Refusal
(-9)	Don't know

FREQUENCY: Each quarter from Spring 99 (Waves 1 and 5 only)

COVERAGE: Applies to all respondents who have not yet received pay from a government scheme or an employer.

NOTES: This question replaces GOEMEX as of Spring 99.

BANDG - Weekly - monthly - annual pay bands

Winter 92 to Winter 96 - See Volume 5 (LFS Classifications) for band details
Spring 97 onwards - See start of Income section in this volume

FREQUENCY: Each quarter from Winter 92

COVERAGE: Applies to all respondents on a government scheme or employee, who do not know their gross pay.

NOTES: BANDG was changed from a numeric to a text variable in Autumn 97, but the bands are coded using two decimal places.

GRSSWK - Gross weekly pay in main job

Amount (£)

FREQUENCY: Each quarter from Winter 92

COVERAGE: Applies to all respondents who are employees and those on a government scheme.

NOTES: If GRSSWK is greater than £3,500, or GRSSWK is greater than £1,000 and the respondent is a manual worker, then the case is not given an income weight. Non-response to this question will also be zero-weighted.

In Winter 96/97 and Spring 97, some records were coded as zero instead of -8. Users should filter on GRSSWK > 0 to exclude these records.

Standard filters used to calculate average gross weekly earnings are GRSSWK>0 and HOURPAY>0 and HOURPAY<100.

This variable is derived from STAT, EVERWK, INCNOW, NEWDEA4, GRSPRD, GRSEXP, & GROSS99.

In SuperCROSS an additional variable called GRSSWKC is available. See note on page 2 for more information on SuperCROSS variables.

GROSSWK - Gross weekly earning (percentiles) - full/part time employees in main job

Lower decile	}	
Lower quartile	}	
Median	}	£ amounts
Upper quartile	}	
Upper decile	}	

FREQUENCY: Each quarter from Winter 92 to Spring 03.

COVERAGE: Applies to all respondents who are employees and those on a government scheme.

NOTES: This variable was only available on Quanvert datasets. It was derived from STAT, EVERWK, INCNOW, NEWDEAL, GRSPRD, GRSEXP & GROSS99.

HOURPAY - Average gross hourly pay

Amount (£)

FREQUENCY: Each quarter from Autumn 93

COVERAGE: Applies to all respondents who are employees and those on a government scheme.

NOTES: This variable is derived from GRSSWK, POTHR & BUSHR.

Occasionally there are records with abnormally high levels for HOURPAY. Users may wish to filter out such records, for example by specifying HOURPAY = 0 - 99. This method is used for published LFS income data. In Winter 96/97 and Spring 97, some records were coded as zero instead of -8. Users should filter on HOURPAY > 0 to exclude these records.

In SuperCROSS this variable is called HOURPAYC and HOURPAYS. See note on page 2 for more information on SuperCROSS variables.

USGRS99 - Whether gross pay last received is the same as that received each similar period

(1)	Yes
(2)	No
(3)	No usual amount

FREQUENCY: Each quarter from Spring 1999 (Waves 1 and 5 only)

COVERAGE: Applies to all respondents giving a figure for their actual last payment as an employee or on a government scheme, excluding those giving an annual amount.

USUGPAY - What is usual pay received for period covered by last pay

(1-99994)	£1 to £99994 (self assessment)
(99995)	Paid £99995 or more (self assessment)
(-8)	Don't know/Refusal

FREQUENCY: Each quarter from Spring 99 (Waves 1 and 5 only)

COVERAGE: Applies to all respondents giving a figure for their actual last payment as an employee or on government scheme, excluding those giving an annual amount.

In SuperCROSS an additional variable called USUGPAYC is available. See note on page 2 for more information on SuperCROSS variables.

NET INCOME

NET99 - What is take home pay after deductions

(1-99994)	£1 to £99994
(99995)	£99995 or more
(-7)	Same as Gross
(-8)	Don't know/Refusal

FREQUENCY: Each quarter from Spring 99 (Waves 1 and 5 only)

COVERAGE: Applies to all respondents giving a figure for their actual last gross pay as an employee or on a government scheme, and those who did not know the amount.

In SuperCROSS an additional variable called NET99C is available. See note on page 2 for more information on SuperCROSS variables.

YVARY99 - Reason pay varies

(1)	Number of hours, days of work vary
(2)	Amounts of bonuses, tips, commission varies
(3)	Number of hours of overtime varies
(4)	Other reason

FREQUENCY: Each quarter from Spring 99

COVERAGE: Applies to all respondents who have no usual level of net or gross pay from an employer.

NOTES: This variable replaces YVARY and is asked of both employees and those on a government scheme.

BANDN - Weekly - monthly - annual pay bands

Winter 92 to Winter 96 - See Volume 5 (LFS Classifications) for band details
Spring 97 onwards - See start of Income section in this volume

FREQUENCY: Each quarter from Winter 92

COVERAGE: Applies to all respondents who are on government scheme or employees who do not know their net pay.

NOTES: BANDN was changed from a numeric to a text variable in Autumn 1997, but the bands are coded using two decimal places.

NETWK - Net weekly pay in main job**Amount (£)****FREQUENCY:** Each quarter from Winter 92**COVERAGE:** Applies to all respondents who are employees and those on a government scheme.**NOTES:** In Winter 96 and Spring 97, some records were coded as zero instead of -8. Users should filter on HOURPAY > 0 to exclude these records.

This variable is derived from STAT, EVERWK, INCNOW, NEWDEA4, NETPRD, NET99 & BANDN.

In SuperCROSS an additional variable called NETWKC is available. See note on page 2 for more information on SuperCROSS variables.

NETPRD - Period covered by last net pay

- (1) One week
- (2) Two weeks
- (3) Three weeks
- (4) Four weeks
- (5) Calendar month
- (7) Two calendar months
- (8) Eight times a year
- (9) Nine times a year
- (10) Ten times a year
- (13) Three months/13 weeks
- (26) Six months/26 weeks
- (52) One year/12 months/52 weeks
- (90) Less than one week
- (95) One off/lump sum
- (97) None of these

FREQUENCY: Each quarter from Spring 99 (Waves 1 and 5 only)**COVERAGE:** Applies to all respondents giving a figure for their actual last payment as an employee or on a government scheme.**NOTES:** This question replaces NETGA from Spring 99.**USNET99 - Whether last net pay was usual net pay for period covered by payment**

- (1) Yes
- (2) No
- (3) No usual amount

FREQUENCY: Each quarter from Spring 99 (waves 1 and 5 only)**COVERAGE:** Applies to all respondents giving a figure for their actual last net pay as an employee or from a government scheme, or whose net pay was the same as their gross pay, or have not yet received any pay from their employer.**NOTES:** This question replaces USEMPN from Spring 99.

USUNPAY - What would usual amount of net pay for period be

(1-99994)	£1 to £99994
(99995)	£99995 or more
(-7)	Same as Gross
(-8)	Don't know/Refusal

FREQUENCY: Each quarter from Spring 99 (Waves 1 and 5 only)

COVERAGE: Applies to all respondents giving a figure for their actual last net pay as an employee or from a government scheme, or whose net pay was the same as their gross pay, or have not yet received any pay from their employer.

NOTES: This question replaces USEMPN from Spring 99.

In SuperCROSS an additional variable called USUNPAYC is available. See note on page 2 for more information on SuperCROSS variables.

INCCHK - Interviewer check question: whether the amount recorded as net earnings being greater than gross earnings is correct

(1)	Yes
(2)	No

FREQUENCY: Each quarter from Spring 96

COVERAGE: Applies to all respondents whose net pay is greater than their gross pay (NET99 > GROSS99).

NOTES: This variable is available on datasets from Spring 96 to Autumn 99 only, however, it is still asked in the LFS questionnaire.

YPAYL - Reason for pay being less than usual

(1)	Absence from work through illness
(2)	Worked less overtime than usual
(3)	Annual leave
(4)	Bank holiday
(5)	Worked less hours for other reason
(6)	Maternity pay
(7)	Other reason

FREQUENCY: Each quarter from Spring 99 (Waves 1 and 5 only)

COVERAGE: Applies to all respondents whose most recent pay was less than the pay which they would usually receive for the same period of time.

PAYSSP - Whether received Statutory Sick Pay

(1)	Yes
(2)	No

FREQUENCY: Each quarter from Spring 99 (Waves 1 and 5 only)

COVERAGE: Applies to all respondents who did not receive their usual amount of pay, last time they were paid, because of illness absence from work.

YPAYM - Reason for pay being more than usual

- (1) It included advance holiday pay
- (2) It included a tax refund
- (3) Worked more overtime than normal
- (4) It included a pay increase
- (5) It included a bonus payment, tips or commission
- (6) Other reason

FREQUENCY: Each quarter from Spring 99 (Waves 1 and 5 only)

COVERAGE: Applies to all respondents whose most recent pay was more than the pay which they would usually receive for the same period of time.

ERNFILT - Whether last pay contained any additions to basic pay

- (1) Yes
- (2) No
- (3) Don't know

FREQUENCY: Each quarter from Spring 99 (Waves 1 and 5 only)

COVERAGE: Applies to all respondents giving specific amount for last gross or net pay.

ERNCM(01-11) - Payments included in last gross pay

- (1) Overtime payments
- (2) Payments for working unsociable hours
- (3) Shift allowances
- (4) Bonuses
- (5) Profit related pay
- (6) Piecework payments or payment by result
- (7) Tips or gratuities
- (8) London or other regional allowances
- (9) Stand-by or on-call allowances
- (10) Tax credits
- (11) Any other additions to basic pay

FREQUENCY: Each quarter from Spring 01

COVERAGE: Applies to all respondents whose last pay contained additions to their basic pay (ERNFILT = 1 or 3).

NOTES: This question is useful in determining how wage levels correlate with employment patterns, as well as allowing more accurate analysis of how calculations of average hourly earnings should be adjusted to allow for hidden components.

In SuperCROSS an additional variable called ERNCMM is available. See note on page 2 for more information on SuperCROSS variables.

BONCMP(1-4) - Which type of bonus did pay contain

- (1) **Group or team bonuses**
- (2) **Individual bonuses**
- (3) **Commission or sales bonuses**
- (4) **Other type of bonus**

FREQUENCY: Each quarter from Spring 99 (Waves 1 and 5 only)

COVERAGE: Applies to all respondents whose last pay contained additions to their basic pay, in the form of bonuses.

In SuperCROSS an additional variable called BONCMPPM is available. See note on page 2 for more information on SuperCROSS variables.

HOURLY - Whether paid a fixed hourly rate

- (1) **Yes**
- (2) **No**

FREQUENCY: Each quarter from Spring 99 (Waves 1 and 5 only)

COVERAGE: Applies to all respondents whose last pay period is less than monthly, a lump sum or is not known. Respondents should still answer 'yes' here if their rate varies for working at different times of the day (e.g. some people are paid more for working early in the morning).

HRRATE - What is basic hourly rate

- (1-994) **Amount in pounds and pence**
- (995) **£995 or more**
- (-8) **Don't know/Refusal**

FREQUENCY: Each quarter from Spring 99 (Waves 1 and 5 only)

COVERAGE: Applies to all respondents who are paid a fixed hourly rate.

NOTES: In SuperCROSS this variable is called HRRATEC and HRRATES. See note on page 2 for more information on SuperCROSS variables.

OVRTME - At what rate is overtime paid

- (1) **Your normal basic rate of pay**
- (2) **More than your normal basic rate of pay**
- (3) **Or less than your normal basic rate of pay**
- (4) **Don't know**

FREQUENCY: Each quarter from Spring 99 to Winter 2000 (Waves 1 and 5 only). Each quarter from Spring 02

COVERAGE: Applies to all respondents who have ever worked overtime.

METHPY - Usual method of payment

- (1) **Directly into a bank / building society**
- (2) **In cash**
- (3) **By cheque**
- (4) **In kind**
- (5) **Or in some other way**

FREQUENCY: Each quarter from Spring 99 to Winter 03 (Waves 1 and 5 only).

COVERAGE: Applies to all respondents receiving payment from employer or as self employed.

NOTES: Options 4 and 5 are only available if stated spontaneously by the respondent.

PYSLIP - Whether pay slip usually received

- (1) **Yes**
- (2) **No**

FREQUENCY: Each quarter from Spring 99 to Winter 03 (Waves 1 and 5 only).

COVERAGE: Applies to all respondents receiving payment directly to their bank accounts, in cash or by cheque.

USESLP - Type of documentation used to check income detail

- (1) **Pay slip**
- (2) **Bank / building society accounts / statements**
- (3) **Other**
- (4) **None**

FREQUENCY: Each quarter from Summer 98 (Waves 1 and 5 only)

COVERAGE: Applies to all respondents in work as employees/self-employed responding to pay questions.

GROSS INCOME - SECOND JOB

HOURLY2 - Paid fixed hourly rate in second job

- (1) Yes
(2) No

FREQUENCY: Each quarter from Spring 03

COVERAGE: Applies to all respondents who have a second job and are an employee (STAT2 = 1).

NOTES: Respondents who are paid different rates for working different times or days are coded 1 and asked their basic rate of pay at the next question.

HRRATE2 - Basic hourly rate in second job

- (1-994) Amount in pounds & pence
(995) £995 or more
(-8) Don't know/Refusal

FREQUENCY: Each quarter from Spring 03

COVERAGE: Applies to all respondents who are paid an hourly rate in their second job (HOURLY2 = 1).

NOTES: In SuperCROSS this variable is called HRRATE2C and HRRATE2S. See note on page 2 for more information on SuperCROSS variables.

SECGRO - Gross pay before deductions

- (1-99994) £1 - £99994 (self assessment)
(99995) Paid £99995 or more
(-6) No pay received yet
(-8) Don't know/Refusal

FREQUENCY: Each quarter from Winter 92

COVERAGE: Applies to all respondents who are employees in a second job.

SECGA - Period of gross earnings (2nd Job)

Winter 92 to Winter 95

- (01) Less than one week
- (02) One week
- (03) Two weeks
- (04) Three weeks
- (05) Four weeks
- (06) Calendar month/five week month
- (07) Three months
- (08) Six months
- (09) One year
- (10) Other period

Spring 96 onwards

- (01) One week
- (02) Two weeks
- (03) Three weeks
- (04) Four weeks
- (05) Calendar month
- (07) Two calendar months
- (08) Eight times a year
- (09) Nine times a year
- (10) Ten times a year
- (13) Three months/13 weeks
- (26) Six months/26 weeks
- (52) One year/12 months/52 weeks
- (90) Less than one week
- (95) One off/lump sum
- (97) None of these

FREQUENCY: Each quarter from Winter 92

COVERAGE: Applies to all respondents who are employees in a second job.

SECEX - Expected gross earnings

Amount of pay

- (1-99994) £1 - £99994 (self assessment)
- (99995) Paid £99995 or more
- (-8) Don't know/Refusal

FREQUENCY: Each quarter from Winter 92

COVERAGE: Applies to all respondents who are employees in a second job and have not received pay yet.

SECGB - Period of expected earnings

Winter 92 to Winter 95

- (01) Less than one week**
- (02) One week**
- (03) Two weeks**
- (04) Three weeks**
- (05) Four weeks**
- (06) Calendar month/five week month**
- (07) Three months**
- (08) Six months**
- (09) One year**
- (10) Other period**

Spring 96 onwards

- (01) One week**
- (02) Two weeks**
- (03) Three weeks**
- (04) Four weeks**
- (05) Calendar month**
- (07) Two calendar months**
- (08) Eight times a year**
- (09) Nine times a year**
- (10) Ten times a year**
- (13) Three months/13 weeks**
- (26) Six months/26 weeks**
- (52) One year/12 months/52 weeks**
- (90) Less than one week**
- (95) One off/lump sum**
- (97) None of these**

FREQUENCY: Each quarter from Winter 92

COVERAGE: Applies to all respondents who are employees in a second job and have not received pay yet.

BANDG2 - Weekly - monthly - annual pay bands

Winter 92 to Winter 96 - See Volume 5 (LFS Classifications) for band details
Spring 97 onwards - See start of Income section in this volume

FREQUENCY: Each quarter from Winter 92

COVERAGE: Applies to all respondents who are employees in a second job and do not know their gross pay.

NOTES: BANDG2 was changed from a numeric to a text variable in Autumn 1997, but the bands are coded using two decimal places.

GRSSWK2 - Gross weekly pay in second job

Amount (£)

FREQUENCY: Each quarter from Winter 92

COVERAGE: Applies to all respondents who are employees in a second job.

NOTES: This variable is derived from STAT2, INCNOW, SECGRO, SECGA, SECGB, SECEX & BANDG2.

In SuperCROSS an additional variable called GRSSWK2C is available. See note on page 2 for more information on SuperCROSS variables.

NET INCOME - SECOND JOB

SECNET - Net pay after deductions

(1-99994)	£1 - £99994 (self assessment)
(99995)	Paid £99995 or more
(99997)	Same as gross
(-8)	Don't know/Refusal

FREQUENCY: Each quarter from Winter 92

COVERAGE: Applies to all respondents who are employees in a second job.

SCNTGA - Net pay period of earnings

Winter 92 to Winter 95

(01)	Less than one week
(02)	One week
(03)	Two weeks
(04)	Three weeks
(05)	Four weeks
(06)	Calendar month/five week month
(07)	Three months
(08)	Six months
(09)	One year
(10)	Other period

Spring 96 onwards

(01)	One week
(02)	Two weeks
(03)	Three weeks
(04)	Four weeks
(05)	Calendar month
(07)	Two calendar months
(08)	Eight times a year
(09)	Nine times a year
(10)	Ten times a year
(13)	Three months/13 weeks
(26)	Six months/26 weeks
(52)	One year/12 months/52 weeks
(90)	Less than one week
(95)	One off/lump sum
(97)	None of these

FREQUENCY: Each quarter from Winter 92

COVERAGE: Applies to all respondents who are employees in a second job.

BANDN2 - Weekly - monthly - annual pay bands (2nd job)

Winter 92 to Winter 96 - See Volume 5 (LFS Classifications) for band details
Spring 97 onwards - See start of Income section in this volume

FREQUENCY: Each quarter from Winter 92

COVERAGE: Applies to all respondents who are employees in a second job and do not know their net pay.

NOTES: BANDN2 was changed from a numeric to a text variable in Autumn 1997, but the bands are coded using two decimal places.

NETWK2 - Net weekly pay in 2nd job

Amount (£)

FREQUENCY: Each quarter from Winter 92

COVERAGE: Applies to all respondents who are employees in a second job.

NOTES: This variable is derived from STAT2, INCNOW, SECNET, SCNTGA & BANDN2.

In SuperCROSS an additional variable called NETWK2C is available. See note on page 2 for more information on SuperCROSS variables.

BROADBANDED VARIABLES

Broadbanded variables are found on the quarterly UA/LA (Unitary Authorities and Local Area) datasets only.

AGEB - Age band

(1)	0-4
(2)	5-10
(3)	11-15
(4)	16-17
(5)	18-24
(6)	25-29
(7)	30-34
(8)	35-39
(9)	40-44
(10)	45-49
(11)	50-54
(12)	55-59
(13)	60-64
(14)	65-69
(15)	70-74
(16)	75+

FREQUENCY: Each quarter from Spring 2000 (on UA/LA datasets only)

COVERAGE: Applies to all respondents.

NOTES: Broadbanding of AGE.

AGEDFEB - Band age at preceding 31 August

(1)	0-4
(2)	5-10
(3)	11-15
(4)	16-17
(5)	18-24
(6)	25-29
(7)	30-34
(8)	35-39
(9)	40-44
(10)	45-49
(11)	50-54
(12)	55-59
(13)	60-64
(14)	65-69
(15)	70-74
(16)	75+

FREQUENCY: Each quarter from Spring 2000 (on UA/LA datasets only)

COVERAGE: Applies to all respondents.

NOTES: Broadbanding of AGEDFE.

HEALB(1-5) - Respondent's health problems (banded)

- (1) **Problems or disabilities connected with arms, legs, hands, feet, back or neck**
- (2) **Difficulty in seeing or hearing**
- (3) **Chest or breathing problems**
Heart, blood pressure or blood circulation problems
Stomach, liver kidney or digestive problems
Diabetes
- (4) **Depression, bad nerves**
Severe or specific learning problems
Mental illness, phobias, panics or other nervous disorders
- (5) **Speech impediment**
Severe disfigurement, skin conditions, allergies
Epilepsy
Progressive illnesses not included elsewhere
Other health problems or disabilities

FREQUENCY: Each quarter from Spring 97 (on UA/LA datasets only)

COVERAGE: Applies to all respondents in employment and all other men aged 16-64 and woman aged 16-59 who said that health or disability problems limit the kind of paid work they can do.

NOTES: Broadbanding of HEAL. This variable replaces HEALBB(1-5) from Spring 1997.

HEALTHB - Health problems which affect respondent the most (banded)

- (1) **Problems or disabilities connected with arms, legs, hands, feet, back or neck**
- (2) **Difficulty in seeing or hearing**
- (3) **Chest or breathing problems**
Heart, blood pressure or blood circulation problems
Stomach, liver kidney or digestive problems
Diabetes
- (4) **Depression, bad nerves or anxiety**
Severe or specific learning problems
Mental illness, phobias, panics or other nervous disorders
- (5) **Speech impediment**
Severe disfigurement, skin conditions, allergies
Epilepsy
Progressive illnesses not included elsewhere
Other health problems or disabilities

FREQUENCY: Each quarter from Spring 97 (on UA/LA datasets only)

COVERAGE: Applies to all respondents in employment and all other men aged 16-64 and woman aged 16-59 who said that health or disability problems limit the kind of paid work they can do.

NOTES: Broadbanding of HEALTH. This variable replaces HEABB(0-2) from Spring 1997.

INDSECS - Industry Sectors in second job (banded)

- (1) Agriculture & Fishing
- (2) Energy & Water
- (3) Manufacturing
- (4) Construction
- (5) Distribution, Hotels & Restaurants
- (6) Transport
- (7) Banking, Finance & Insurance
- (8) Public admin., Education & Health
- (9) Other Services
- (10) Workplace outside UK

FREQUENCY: Each quarter from Winter 93 (on UA/LA datasets only)

COVERAGE: Applies to all respondents in employment who have a regular additional job.

NOTES: Broadbanding of INDS92S.

SNGDEGB - Single subject of degree (banded)**Summer 97 to Winter 03**

- (1) Medicine
- (2) Medical related subjects
- (3) Biological Sciences
- (4) Agricultural Sciences
- (5) Physical/Environmental Sciences
- (6) Mathematical Sciences & Computing
- (7) Engineering
- (8) Technology
- (9) Architecture and related studies
- (10) Social Sciences
- (11) Business & Financial studies
- (12) Librarianship & Information studies
- (13) Linguistics, English, Celtic and Ancient
- (14) European Languages
- (15) Other Languages
- (16) Humanities
- (17) Arts
- (18) Education

Spring 04 onwards

- (1) Medicine and dentistry
- (2) Medical related subjects
- (3) Biological Sciences
- (4) Agricultural Sciences
- (5) Physical/Environmental Sciences
- (6) Mathematical Sciences & Computing
- (7) Engineering
- (8) Technology
- (9) Architecture and related studies
- (10) Social Studies
- (11) Law
- (11) Business & Financial studies
- (12) Librarianship & Information studies
- (13) Linguistics, English, Celtic and Ancient
- (14) European Languages
- (15) Other Languages
- (16) Humanities
- (17) Arts
- (18) Education

FREQUENCY: Each quarter from Summer 97 (on UA/LA datasets only)

COVERAGE: Applies to all respondents who have a degree level qualification or equivalent (From Summer 97 to Winter 03: DEGREE = 1, 2, 3 OR QUALS = 8; From Spring 04: DEGREE4 = RESPONSE OR QUALS4 = 8).

NOTES: Broadbanding of SNGDEG. In Spring 04 the coding frame for SNGDEG was up-dated to reflect changes in subjects. Notes on SNGDEG also apply here.

SYSTEM VARIABLES

System variables are included within the LFS questionnaire to aid the flow of the interview and provide additional information which is necessary for the procedure of the survey at subsequent waves, but is not collected for data purposes. Unless otherwise specified, they apply to all persons/households.

Households can be uniquely identified, and tracked through subsequent quarters by using QUOTA, WEEK, W1YR, QRTR, ADD, WAVFND & HHLD. Persons within a household are identified by RECNO.

NURSE - Whether living in NHS accommodation

- (1) **Persons in NHS accommodation**
- (-9) **Persons not in NHS accommodation**

FREQUENCY: Each quarter from Winter 92

NOTES: This variable should be used as a filter for an either/or response only.

HALLRES - Whether living in a hall of residence

- (1) **Yes**
- (2) **No**

FREQUENCY: Each quarter from Summer 96

COVERAGE: Applies to all respondents aged 16 or over.

NOTES: This is an interviewer check question (not asked of the respondent) to confirm whether there are any household members currently living in a hall of residence and therefore eligible to be interviewed as part of this household.

QUOTA - Stint number where interview took place

(1-223) Stint number

FREQUENCY: Each quarter from Spring 92

NOTES: The LFS sample is divided into 223 stints each week to be allocated to face-to-face interviews. See LFS User Guide volume 1 (Background and Methodology) for further information.

WEEK - Week number when interview took place

(1-13) Week number

FREQUENCY: Each quarter from Spring 92

NOTES: There are 13 weeks in each LFS quarter and this variables identifies which week in the quarter the interview took place.

W1YR - Year that address first entered survey

Single digit number corresponds to last digit of year, e.g. 5 for 1995.

FREQUENCY: Each quarter from Spring 92

QRTR - Quarter that address first entered survey

- (1) **Spring, March - May**
- (2) **Summer, June - August**
- (3) **Autumn, September - November**
- (4) **Winter, December - February**

FREQUENCY: Each quarter from Spring 92

NUMHLD - Number of households at address

(1-81) **Household number**

FREQUENCY: Each quarter from Spring 92

NOTES: From Spring 92 to Summer 94 this variable was called NUMHLD on SPSS datasets. From Autumn 94, this variable is called NUMHHLD on all formats.

ADD - Address number on interviewer address list

(1-80) **Address number**

FREQUENCY: Each quarter from Spring 92

NOTES: This variable is for interviewers use and refers to the number of the address on their address list.

WAVFND - Wave at which household was first found

(1-5) **Wave number**

FREQUENCY: Each quarter from Spring 92

NOTES: The household can change between waves because people move during their time in the survey. This variable allows a change of household to be identified.

HHLN - Household reference

(1-81) **Household reference**

FREQUENCY: Each quarter from Spring 92

NOTES: At some addresses more than one household can be found. NUMHHLD identifies the number of occupied households at a particular address whereas HHLN identifies which household (including vacant households) at that address the data refers to.

THISWV - Wave to which data refers

(1-5) **Wave number**

FREQUENCY: Each quarter from Spring 92

REFWKD - Reference day for current interview

(1-31) Day number

FREQUENCY: Each quarter from Spring 92

REFWKM - Reference month for current interview

(1-12) Month number

FREQUENCY: Each quarter from Spring 92

REFWKY - Reference year for current interview

Two digits corresponding to last two digits of year, e.g. 95 for 1995

FREQUENCY: Each quarter from Spring 92

REFDTE - Reference date for current interview

YYMMDD - where Y is year, M is month, D is day e.g. 961225 for 25 December 1996

FREQUENCY: Each quarter from Autumn 96

NOTES: This variable is an alternative presentation of the information contained in REFWKD, REFWKM & REFWKY. This variable is not available on SuperCROSS datasets.

RECNO - Record number

(1-15) Record number

FREQUENCY: Each quarter from Spring 92

NOTES: This variable is created automatically and establishes the sequence order of individual records. This variable is not available on SuperCROSS datasets.

PERSNO - Person number within household

(0-90) Person number within household
(91-97) Person number within halls of residence

FREQUENCY: Each quarter from Spring 92

NOTES: This variable should only be used for including or excluding persons in student halls of residence. Care should be taken as these are mainly proxy responses.

RESPNO - Person number of the person who completed the interview

(0-97) Person number

FREQUENCY: Each quarter from Spring 92

NOTES: At the end of each individuals interview the interviewer records the PERSNO of the person who completed the interview. Often proxy interviews are conducted, where someone else in the household will answer on behalf of the individual.

H SERIAL - Number that uniquely identifies a household

FREQUENCY: Spring quarters only from Spring 92 to Spring 94. Spring and Autumn quarters from Spring 95

COVERAGE: Applies to all households.

NOTES: This variable is only available on SPSS household datasets. This variable is derived using QUOTA, WEEK, W1YR, QRTR, ADD, WAVFND & HHLID.

F SERIAL - Number that uniquely identifies a family unit

FREQUENCY: Spring quarters only from Spring 92 to Spring 94. Spring and Autumn quarters from Spring 95

COVERAGE: Applies to all family units.

NOTES: This variable is only available on SPSS household datasets. This variable is derived using QUOTA, WEEK, W1YR, QRTR, ADD, WAVFND & HHLID.

TYPINT - Telephone or face-to-face interview

- (1) Telephone
- (2) Face to face

FREQUENCY: Each quarter from Summer 97

NOTES: TYPINT relates to the current interview. Some questions are asked only at wave 1 with information rolled forward or checked at subsequent interviews, so users should be careful about attributing data to a telephone or face-to-face interview without checking first how the data are collected. See LFS User Guide volume 1 (Background and Methodology), section on "Fieldwork".

HOUT - Household outcome

- (11) Full interview
- (12) Economically inactive
- (20) Partially co-operating household
- (31) Refusal to HQ letter
- (36) Outright refusal
- (37) Circumstantial refusal
- (41) Non-contact
- (51) No trace of address
- (52) Not yet built or under construction
- (53) Demolished or derelict
- (54) Vacant or being refurbished
- (55) Non residential or business only
- (56) Institution
- (57) Temporary accommodation/second residence
- (59) Directed not to sample at this address
- (60) Holiday home
- (61) Household no longer resident
- (62) Previously ineligible, now eligible
- (89) Household not finished with

FREQUENCY: Each quarter from Spring 97

LSTHO - Previous household outcome

- (11) Full interview**
- (12) Economically inactive**
- (20) Partially co-operating household**
- (31) Refusal to HQ letter**
- (36) Outright refusal**
- (37) Circumstantial refusal**
- (41) Non-contact**
- (51) No trace of address**
- (52) Not yet built or under construction**
- (53) Demolished or derelict**
- (54) Vacant or being refurbished**
- (55) Non residential or business only**
- (56) Institution**
- (57) Temporary accommodation/second residence**
- (59) Directed not to sample at this address**
- (60) Holiday home**
- (61) Household no longer resident**
- (62) Previously ineligible, now eligible**
- (89) Household not finished with**

FREQUENCY: Each quarter from Spring 97

WEIGHTS

CURRENT WEIGHTS

PERSON LEVEL WEIGHTS

PWT03 - Person weight

FREQUENCY: Each quarter from Spring 92

NOTES: Person weight for regional and UA/LA quarterly files.

In SuperCROSS an additional weight called PWTC03 is available. Please see note on page 2 for more information on SuperCROSS variables.

PIWT03 - Person income weight

FREQUENCY: Each quarter from Spring 92

NOTES: Person income weight for regional and UA/LA quarterly files only.

In SuperCROSS an additional weight called PIWTC03 is available. Please see note on page 2 for more information on SuperCROSS variables.

HOUSEHOLD LEVEL WEIGHTS

HHWT03 - Household weight

FREQUENCY: Spring quarters only from Spring 92 to Spring 94. Spring & Autumn quarters only from Spring 95

NOTES: Household weight for household quarterly files only. On it's own, this weight gives the number of persons. Select on household reference person (RELHRP = 0) to give the number of households. To give the number of family units, select on head of family unit (RELHFU = 1).

PHHWT03 - Person household weight

FREQUENCY: Spring quarters only from Spring 92 to Spring 94. Spring & Autumn quarters only from Spring 95

NOTES: Person household weight for household quarterly files only. This weight appears on SuperCROSS files only. This variable should be used when analysing the number of people in a household.

FHHWT03 - Family household weight

FREQUENCY: Spring quarters only from Spring 92 to Spring 94. Spring & Autumn quarters only from Spring 95

NOTES: Family household weight for household quarterly files only. This weight appears on SuperCROSS files only. This variable should be used when analysing the number of people in a family unit.

WEIGHTS USED PRIOR TO THE 2003 RE-WEIGHTING EXERCISE

INTWT02 - Person weight

FREQUENCY: Each quarter from Spring 2000 to Autumn 03.

NOTES: Person weight for regional and UA/LA quarterly files only. The weights from Spring 2000 onwards are integers; prior to this period they were given up to 2 decimal places. This weight appear on SPSS & SAS files only.

INTIW02 - Person weight for income data

FREQUENCY: Each quarter from Spring 2000 to Autumn 03.

NOTES: Person income weight for regional quarterly files only. The weights from Spring 2000 onwards are integers; prior to this period they were given up to 2 decimal places. This weight appear on SPSS & SAS files only.

PWT - Person weight

FREQUENCY: Each quarter from Spring 92 to Autumn 03.

NOTES: Person income weight for regional and UA/LA quarterly files only. The weights from Spring 2000 onwards are integers; prior to this period they were given up to 3 decimal places. This weight appears on SuperCROSS files only.

In SuperCROSS and additional weight called PWTC is available. Please see note on page 2 for more information on SuperCROSS variables.

PIWT - Person weight for income data

FREQUENCY: Each quarter from Spring 92 to Autumn 03.

NOTES: Person income weight for regional quarterly files only. The weights from Spring 2000 onwards are integers; prior to this period they were given up to 3 decimal places. This weight appears on SuperCROSS files only.

In SuperCROSS and additional weight called PIWTC is available. Please see note on page 2 for more information on SuperCROSS variables.

CURRENT ALALFS WEIGHTS

PWT03 - Person weight

FREQUENCY: Every year from 2000

NOTES: Person weight for annual local area datasets.

In SuperCROSS an additional weight called PWTC03 is available. Please see note on page 2 for more information on SuperCROSS variables.

ALALFS WEIGHTS USED PRIOR TO THE 2003 RE-WEIGHTING EXERCISE

ISAMPWT - Initial sampling weight

ILLFSWT - Computed integer weight

FREQUENCY: Every year from 2000

NOTES: On annual local area datasets only.

INDEX**A**

AAGE	20
ACCDAY4	348
ACCDNT	347
ACCKIND	349
ACTHR	158
ACTHR2	194
ACTPOT	159
ACTUOT	159
ACTWKDY(1-7)	152
ADD	375
ADDJOB	201
ADLEARN	333
ADVHST	270
AECACT	99
AECACTR	99
AEDC2	308
AGE	19
AGEB	371
AGEDFE	19
AGEDFEB	371
AGES	20
AMARSTT	22
ANYPEN	256
AOFL16	91
AOFL19	91
AOHL16	77
AOHL19	77
APPR4	294
APPREN	294
APPREN2	294
APPSAM	296
ATFRM2	196
ATFROM	142
ATRAIN	317
ATTEND	307
AWARE	350
AXFA	206
AXFB	206
AXPA	205
AXPB	205
AYFL19	92
AYHL19	77

B

BACTHR	160
BANDG	357
BANDG2	367
BANDN	359
BANDN2	370
BANK	176
BEFOR	235
BEFORF	236
BENFTS	237
BHNOTA	179
BHNOTB	179
BHNOTC	180

BHPAID	179
BNKHOL(01-12)	177
BNKHOLF	179
BONCMP(1-4)	363
BTEC	274
BUSHR	160

C

CAIND	64
CAMEYR	31
CANDG	275
CARADV	298
CARADV2	298
CASHFUL	100
CASHTIM	100
CCET	55
CCTC	243
CCTC5	243
CGNOW	305
CGQUL	324
CGY	314
CHATT(01-10)	352
CHATT5(01-10)	352
CHINF(1-2)	353
CHPEO(1-9)	354
CHPRI(1-2)	353
CLAIMS	239
CMBDEG(01-12)	267
CMBMAIN	267
COMHRS4	169
CONMON	132
CONMPY	131
CONSEY	131
CONWKEV	175
COTH	354
COUNTRY	41
COURSE	309
COURSEY	311
CRY01	26
CRYO	29
CRYOX	30
CSE	272
CTRLWK	176
CTRM	353
CURCODE	306
CURCODEY	315
CURED	308
CYMR	34
CYMS	34
CYMU	33
CYMW	34

D

DAYSPPZ	171
DEGCLS	268
DEGNOW	303
DEGQUL	322
DEGREE	266

DEGREE4	265
DEGY	312
DIFFHR	165
DIFFHR6	164
DIFJOB	201
DIFQUL	320
DIFQUL4	319
DISCURR	345
DLTYP	147
DOBD	21
DOBM	21
DOBY	21
DRFP	147
DRIVL	147
DTEOFBTH	21
DURUN	212
DURUN2	212
DVHRPNUM	72
DZONE	46

E

ED13WK	316
ED1FUT	317
ED4WK	316
EDAGE	293
EDHRS	330
EDINS	310
ELWA	55
EMPLEN	131
EMPMON	131
ENROLL	307
ENROLLY	311
ERNCM(01-11)	362
ERNFILT	362
ETH01	35
ETHAS	36
ETHBL	37
ETHCEN15	37
ETHCEN6	38
ETHMX	36
ETHWH	36
EVDAY	172
EVEN3	331
EVENY	334
EVEROT	155
EVERWK	106
EVEVE	172
EVHM98	141
EVNGHT	172
EVSAT	175
EVSUN	175
EXITWRK	253
EXTFU	90
EXTHRS	209

F

FAMILY(1-4)	241
FAMILY03(1-3)	241

FAMUNIT	91	GRSSWK	357	HOME	141
FDPCH15	92	GRSSWK2	368	HOME2	195
FDPCH16	92	H		HOMED(1-3)	141
FDPCH19	93	HALLRES	374	HOMED2(1-3)	195
FDPCH2	92	HDC515	76	HOURLY	363
FDPCH4	92	HDPCH18	77	HOURLY2	365
FDPCH9	92	HDPCH19	76	HOURLYPAY	358
FEEIR(1-5)	328	HDPCH4	76	HOUT	377
FHHWT03	379	HEACOMB	78	HOWGET	132
FIFSAL	117	HEAHEAD	78	HOWTAX	243
FINWRK	257	HEAL(01-17)	340	HPRMB	338
FLED9D	167	HEALB(1-5)	372	HRP	72
FLEX9D(1-3)	168	HEALIM	343	HRPID	84
FLEXW1	169	HEALPB(01-10)	344	HRRATE	363
FLEXW2	169	HEALTH	342	HRRATE2	365
FLEXW3	170	HEALTHB	372	HSERIAL	377
FLEXW4	170	HEALTHY	345	HSNGGB(1-2)	241
FLEXW5	170	HEALYL	344	HSNGNI	242
FLEXW6	170	HEAWIFE	79	HST	270
FLEXW7	170	HGHNOW	303	HSTNOW	305
FLEXW8	170	HGHQUL	322	HSTQUL	324
FLEXW9	171	HGHY	313	HSTY	314
FMDP	74	HHLD	375	HWLNG	117
FMNDP	74	HHTYPE	67	I	
FMPLUS	74	HHTYPE6	66	ILLDAYS(1-7)	152
FTPT	122	HHWT03	379	ILLFRI	154
FTPTW	122	HIGHO	266	ILLFSWT	381
FTPTWK	122	HIQUAL	282	ILLMON	153
FURN	86	HIQUAL4	280	ILLOFF	153
FUSERIAL	377	HIQUAL4D	283	ILLSAT	154
FUTUR13	316	HIQUAL4DI	283	ILLSUN	154
FUTUR4	317	HIQUAL4I	281	ILLTHU	154
FUTWK	234	HIQUAL5	278	ILLTUE	153
FUTYPE	90	HIQUAL5D	283	ILLWED	153
FUTYPE6	89	HIQUALD	284	ILLWK	152
FWKWEN	234	HITQUA	288	ILLWRK	349
G		HITQUA4	287	ILODEFA	97
GB	41	HITQUA5	286	ILODEFA5	98
GCSE	271	HLDCMP	69	ILODEFR	97
GCSEFUL(1-5)	271	HLDCMP6	68	ILODF5R	98
GNVNOW	304	HNDK	79	INCCHK	361
GNVNOW4	304	HNEMP	79	INCNOW	356
GNVQ	276	HNFTIME	80	INCSUP	239
GNVQ4	276	HNFTSTUD	80	INDD92L	219
GNVQUL	323	HNINAC05	79	INDD92M	109
GNVQUL5	323	HNINACT	80	INDD92S	188
GNVY	313	HNINOWK	83	INDG92L	219
GOBACK	348	HNIWDSC	81	INDG92M	109
GOR3	60	HNIWFAM	82	INDG92S	188
GORONE	61	HNIWOTH	82	INDM92L	218
GORWK	145	HNIWSKD	81	INDM92M	108
GORWK2	200	HNIWSTU	81	INDM92O	251
GORWK2R	199	HNNOWK05	82	INDM92S	186
GORWKR	145	HNOTSTUD	80	INDS92L	218
GOVTOF	42	HNPEN	78	INDS92M	108
GOVTOF2	43	HNPTIME	81	INDS92S	187
GOVTOR	42	HNUNEMP	79	INDSECS	373
GROSS99	356	HNWKAGE	78	INDSECT	109
GROSSWK	358	HNWOTH05	82	INECAC05	94
GRSEXP	357	HOHID	72	INECACA	96
GRSPRD	356	HOLS	176	INECACR	95

INETME.....	226	LOOKM(1-3)	201	NEWDEA4	102
INTIW02	380	LP	53	NEWDEAL	102
INTWT02.....	380	LPCODE	54	NEWQUL	318
IOUTCOME.....	64	LSC	52	NFAMHH.....	75
IREND2	25	LSSOTH.....	169	NOCUST	121
ISAMPWT	381	LSTHO	378	NOLOKF	232
J		M		NOLOOK.....	232
JBAWAY	105	M3CRY	57	NOLOWA(01-10).....	231
JOBEG	230	M3CRYO.....	58	NOLWF	231
JOBED	317	MAINDRV(1-9).....	88	NOLWM	231
JOBLRN(1-3).....	325	MAINMA.....	228	NOWANT	233
JOBTMP.....	124	MAINME.....	226	NOWNTF	233
JOBTMP2.....	193	MAINMS.....	227	NOYSTAT	246
JOBTRN	325	MANAG2.....	190	NPERSFM	76
JOBTRN	325	MANAGE.....	118	NPERSHH	76
JOBTRN	325	MANAGER.....	118	NSECM	129
JOBTRN	325	MANAGLR	220	NSECMMJ	130
JOBTRN	325	MARCHK	23	NSTAT	116
JOBTRN	325	MARDY	23	NSTAT2	190
JOBTRN	325	MARDY6	23	NSTATL	220
JOBTRN	325	MARSEX	24	NTAXCRD(1-4).....	242
JOBTRN	325	MARSEX6.....	24	NTAXCRD5.....	242
JOBTRN	325	MARSTA	22	NTCORGN(1-5).....	244
JOBTRN	325	MARSTT	22	NTDEV3	333
JOBTRN	325	MATLVE.....	164	NTKNW3.....	333
JOBTRN	325	METHAL(01-14).....	225	NTNLTY	26
JOBTRN	325	METHM	229	NTQUL3	332
JOBTRN	325	METHMP(01-11).....	223	NTSUP3	332
JOBTRN	325	METHPY	364	NUM5UP	273
JOBTRN	325	METHSE(1-6)	224	NUMAL	269
JOBTRN	325	MITESLO	254	NUMAS	269
JOBTRN	325	MODAPP	295	NUMHLD	375
JOBTRN	325	MODAPP4	295	NUMILL	349
JOBTRN	325	MOVED	100	NUMOL	274
JOBTRN	325	MPNE02.....	119	NUMOL4	273
JOBTRN	325	MPNES02	191	NUMOL5	272
JOBTRN	325	MPNLR02.....	221	NUMOL5F.....	272
JOBTRN	325	MPNR02.....	118	NUMOL5O.....	272
JOBTRN	325	MPNS02.....	120	NUMOLI	273
JOBTRN	325	MPNSR02.....	191	NUMSCE.....	269
JOBTRN	325	MPNSS02	192	NURSE	374
JOBTRN	325	N		NUTS2	47
JOBTRN	325	NATIDB	32	NUTS3	47
JOBTRN	325	NATIDE	32	NVQHI	318
JOBTRN	325	NATIDI	32	NVQKN2	306
JOBTRN	325	NATIDO	33	NVQLE2	306
JOBTRN	325	NATIDS	33	NVQLEV.....	277
JOBTRN	325	NATIDW	33	NVQLEY.....	314
JOBTRN	325	NATION.....	26	NVQQUL	318
JOBTRN	325	NATLDE(1-6)	31	NVQSAM.....	318
JOBTRN	325	NATLDS(1-6)	31	NVQSVQ.....	277
JOBTRN	325	NATLDW(1-6).....	32	NVQUN	277
JOBTRN	325	NATO	27	NVQUN2	306
JOBTRN	325	NATOX	28	NWNCRE.....	232
JOBTRN	325	NDTYPE.....	102	O	
JOBTRN	325	NDTYPE4.....	101	OACODE.....	47
JOBTRN	325	NET99	359	OMCONT	121
JOBTRN	325	NETPRD	360	OMROLE.....	121
JOBTRN	325	NETWK	360	ONCONV	169
JOBTRN	325	NETWK2	370	ONETEN	120
JOBTRN	325			OTHWP.....	120

OTWPNO2.....	121	QUALS4(01-11).....	261	RSANOW.....	305
OVABL.....	211	QUALS6(01-11).....	260	RSAQUL.....	323
OVHRS.....	210	QULADV(1-9).....	297	RSAY.....	314
OVNST.....	210	QULFUT.....	297		
OVRTME.....	363	QULHI.....	300	S	
OVSKHR.....	210	QULHI4.....	299	SAMELAD.....	146
OVST.....	210	QULHIY.....	312	SAMQUL.....	319
OWNBUS.....	105	QULNOW.....	297	SC2KLMJ.....	215
OYCIRC.....	245	QUOTA.....	374	SC2KLMN.....	216
OYCRY.....	62			SC2KMMJ.....	114
OYCRYO.....	63	R		SC2KMMN.....	115
OYEQM3.....	60	RDIC92.....	138	SC2KOMJ.....	249
OYFTPT.....	248	RDMPNO2.....	137	SC2KOMN.....	250
OYMNGE.....	246	RDOCOD.....	140	SC2KSMJ.....	183
OYMPE02.....	247	REASRET.....	253	SC2KSMN.....	184
OYMPR02.....	247	REASRMN.....	253	SCHM04.....	101
OYMPS02.....	248	RECNO.....	376	SCHM99.....	101
OYSIND.....	245	REDANY.....	135	SCNOW.....	304
OYSOCC.....	245	REDCLOS.....	135	SCNTGA.....	369
OYSOLO.....	247	REDCLS.....	140	SCQUL.....	323
OYSTAT.....	246	REDIND.....	136	SCTVEC.....	274
OYSUPVI.....	246	REDINDY.....	139	SCY.....	313
		REDINDYR.....	139	SECEX.....	366
P		REDMNGE.....	137	SECGA.....	366
PAIDHRA.....	158	REDMPN2.....	138	SECGB.....	367
PAIDHRU.....	156	REDOCC.....	136	SECGRO.....	365
PAYSSP.....	361	REDP(1-3).....	136	SECJMB.....	189
PCA.....	47	REDPAID.....	134	SECJMBR.....	189
PDWAGE.....	116	REDSOLO.....	137	SECJOB.....	182
PENBEN(1-3).....	241	REDSTAT.....	135	SECNET.....	369
PENBEN3(1-3).....	240	REDSUPV.....	136	SECTOR.....	112
PERSNO.....	376	REDUND.....	134	SECTRO.....	113
PHHWT03.....	379	REDYLFT.....	134	SECTRO03.....	112
PIWT.....	380	REDYRS.....	135	SELF(1-4).....	117
PIWT03.....	379	REFDTE.....	376	SEX.....	19
POSSPEN.....	257	REFWKD.....	376	SHCONV.....	167
POTHR.....	157	REFWKM.....	376	SHFTWK99.....	166
PREFHR.....	202	REFWKY.....	376	SHFTYP.....	166
PRIVCL(01-10).....	88	REG3.....	59	SIC80L.....	217
PRIVEH(01-10).....	88	REGONE.....	61	SIC80M.....	107
PRORATA.....	255	REGWK.....	144	SIC80O.....	251
PRXREL.....	65	REGWK2.....	198	SIC80S.....	185
PTNCRE.....	123	REGWK2R.....	197	SINCOM.....	266
PUBLIC.....	111	REGWKR.....	143	SKDSBN(1-7).....	240
PUBLICR.....	111	RELBUS.....	105	SKDSBN3(1-7).....	240
PWT.....	380	RELH06.....	70	SLEARN(1-3).....	309
PWT03.....	379, 381	RELH96.....	70	SLOWDOWN.....	254
PYSLIP.....	364	RELHFU.....	91	SMESIT.....	142
		RELHRP.....	71	SMEST2.....	196
Q		RELHRP6.....	71	SMSXFU.....	90
QALPL99.....	289	RELIG.....	38	SNGDEG.....	266
QGCSE.....	271	RELP.....	38	SNGDEGB.....	373
QGCSE4(1-5).....	271	RENT96.....	85	SOA1.....	47
QGNVQ.....	276	RESBBY.....	56	SOA2.....	48
QLPLO99.....	289	RESMTH.....	56	SOC2KAP.....	295
QLSTY6(01-11).....	262	RESPNO.....	376	SOC2KL.....	215
QLSTYR(01-11).....	263	RESTEM.....	128	SOC2KM.....	114
QRTR.....	375	RESTEMR.....	127	SOC2KO.....	249
QUALCH(1-3).....	259	RESTME.....	56	SOC2KR.....	140
QUALCH4(1-4).....	259	RESTMR6.....	126	SOC2KS.....	183
QUALCH5(1-5).....	258	ROAD.....	347	SOCLAST.....	215
QUALS(01-23).....	264	RSA.....	275	SOCMAIN.....	114

SOCONE.....	249	TMEOFF	350	URESMC.....	41
SOCSEC	183	TMPCON.....	133	URIND	48
SOLO	119	TMPPAY	133	USESLP	364
SOLO2	192	TOTAC1	158	USEVCL.....	87
SOLOLR.....	221	TOTAC2	159	USEVEH	87
SOLOR.....	119	TOTFU	74	USGRS99	358
SPTWRKA	252	TOTHR5	161	USNET99.....	360
START.....	233	TOTNUM.....	73	USUGPAY	358
STAT	116	TOTUS1	156	USUHR	156
STAT2	190	TOTUS2	157	USUNPAY.....	361
STATLR	220	TOTWRK.....	252	USUWRK1	171
STATR.....	116	TOTXFU.....	75	USUWRK2	171
STAYLA	255	TPBEN3(1-8)	237	USUWRK3	171
STAYLB	255	TPBN01 (1-8).....	238		
STAYLC	256	TPURP	335	<i>V</i>	
STPWRK.....	252	TRATIR	327	VARWKHR.....	168
STUCUR	308	TRDSAME	148	VARYHR	164
SUBCOD(1-8).....	290	TREFEMP	147	VCQPLO	289
SUBNO(1-8).....	291	TREFT(01-10).....	148	VOCQPL	289
SUMHRS.....	165	TRHR93	329		
SUPVIS	117	TRLEAVE.....	147	<i>W</i>	
SUPVIS2	190	TRNDAY	328	W1YR.....	374
		TRNFEE(1-5).....	327	WADC91	49
<i>T</i>		TRNLEN.....	328	WADO91	49
T4CODE.....	336	TRNOPP	325	WAIT	230
T4HRS.....	336	TRONJB.....	329	WARD03	48
T4PURP	336	TRSITE.....	326	WARD98	49
T4WORK.....	337	TRVDRV	151	WAVFND.....	375
TAUT4	336	TRVMTH	150	WCHDAY(1-7)	172
TAUTMT3.....	332	TRVTME	150	WCHFR.....	173
TAUTMTY	334	TTACHR.....	161	WCHJB	347
TAUTOT3.....	332	TTUSHR.....	160	WCHJB3	351
TAUTOTY	335	TTWA	48	WCHMO.....	172
TAUTPR3.....	331	TUCOV	181	WCHSA.....	173
TAUTPRY	334	TUPRES.....	181	WCHSU.....	173
TAUTQ3	331	TWORK.....	336	WCHTH.....	173
TAUTSK3.....	331	TYEMPS	204	WCHTU.....	173
TAUTSKY.....	334	TYPHST(1-5)	270	WCHWE.....	173
TAUTSUM.....	335	TYPILL	350	WEEK.....	374
TAXFUT3(1-5)	244	TYPINT	377	WHENPEN.....	256
TCODE.....	335	TYPVCL(01-10).....	87	WHYTMP	125
TDIFEMP	148	TYPVEH(01-10).....	88	WHYTMP6	124
TDIFT(1-6).....	149			WKFRI.....	174
TEACH(1-3).....	269	<i>U</i>		WKMON.....	174
TEACH4(1-6).....	268	UACNTY	44	WKPART1	124
TECLEC	103	UALA	45	WKSAT	175
TECLEC4	103	UALADGB	46	WKSUN	175
TECNOW	303	UALD3.....	46	WKTHU	174
TECQUL.....	322	UALDO	46	WKTUE	174
TECY.....	313	UALDWK	46	WKWED	174
TELEQA	141	UALDWK2.....	46	WLSHBC.....	270
TELEQB	142	UNDABL.....	209	WNLEFT	213
TELQA2	195	UNDEMP	207	WNLEFT2	213
TELQB2	195	UNDHRS	207	WRKAGE	20
TEMLN.....	125	UNDNST	208	WRKAGN2	348
TEN1	84	UNDSKHR	208	WRKAGN3	351
TEN96	84	UNDST	208	WRKING	105
THISWV	375	UNDY98(1-9)	207		
THNKSLO	254	UNEMBN(1-2).....	238	<i>X</i>	
THRS.....	335	UNION.....	181	XDISDDA	346
TIED	85	UNWYMN	208	XFMDC	75
TLEC99	51	UOTHR	157	XFMNDC.....	75

XR(00-15)..... 73

Y

Y2JOB 182

YERQAL1..... 290

YERQAL2..... 290

YERQAL3..... 290

YLESS..... 163

YLESS6..... 162

YMORE 163

YNOTFT 123

YPAYL..... 361

YPAYM..... 362

YPTCIA 123

YPTJOB 123

YSTART 233

YSTRTF 234

YTETJB..... 104

YTETMP..... 103

YVARY99..... 359