

# National Travel Survey 2015

## Technical Report

**Authors:** Katriina Lapanjuuri, Peter Cornick, Christos Byron, Iain Templeton and John Hurn

**Date:** August 2016

**Prepared for:** The Department for Transport



---

# Contents

<b>1</b>	<b>INTRODUCTION .....</b>	<b>1</b>
1.1	Background.....	1
1.2	Uses of the NTS data .....	1
1.3	Review of fieldwork sequence .....	3
1.3.1	Sample selection .....	3
1.3.2	The interview .....	3
1.3.3	Data input and editing .....	4
1.3.4	Data file protection.....	5
1.4	Response.....	5
<b>2</b>	<b>SAMPLE SELECTION .....</b>	<b>6</b>
2.1	Sample size and structure .....	6
2.2	Quasi-panel design .....	6
2.3	Selection of sample points .....	6
2.4	Oversampling of London.....	8
2.5	Selection of addresses .....	9
2.6	Short walks experiment .....	9
2.7	Allocation of PSUs to months.....	10
2.8	Selection of households at sampled addresses .....	10
2.9	Ineligible (deadwood) addresses .....	11
2.10	PSU level variables.....	12
2.11	Fieldwork start dates .....	12
<b>3</b>	<b>FIELDWORK PROCEDURES AND RESPONSE RATE .....</b>	<b>13</b>
3.1	Introduction.....	13
3.2	Interviewer briefings .....	13
3.3	Questionnaire and document despatch to interviewers .....	14
3.4	Contacting respondents .....	14
3.5	Confidentiality .....	15
3.6	Allocation of Travel Weeks .....	15
3.7	The placement interview .....	17
3.7.1	The 2015 NTS questionnaire.....	18
3.7.2	Harmonised questions.....	20
3.7.3	Placing the travel record and other documents .....	22
3.7.4	Short walks experiment on quarter two.....	24
3.7.5	Length of the placement call.....	24

3.8	The reminder call.....	25
3.9	The mid-week check call.....	26
3.10	The pick-up call.....	27
3.11	Gazetteer.....	28
3.12	Outcome coding.....	28
3.13	The £5 gift voucher incentive .....	30
3.14	Response rates .....	31
3.15	Back-checking and quality control .....	32
<b>4</b>	<b>DATA PROCESSING .....</b>	<b>33</b>
4.1	Diary coding and entry .....	33
4.2	Editing the travel record data .....	33
4.3	Geocoding of address data .....	34
4.4	Coding and editing the CAPI questionnaire data.....	34
4.4.1	Examining notes.....	34
4.4.2	Back-coding other answers.....	34
4.4.3	SOC & SIC coding.....	34
4.4.4	Registration number checking .....	36
4.4.5	Vehicle coding.....	37
4.4.6	Distance checks and area coding.....	37
4.4.7	Data conversion .....	39
<b>5</b>	<b>WEIGHTING .....</b>	<b>44</b>
5.1	Introduction.....	44
5.2	The interview sample weights.....	44
5.2.1	Selection weights for multiple dwelling units and households .....	45
5.2.2	Weighting for household participation.....	45
5.2.3	Weighting for the removal of households with missing individual interviews.....	45
5.2.4	Calibration weighting .....	46
5.3	Fully responding sample weights .....	46
5.3.1	Weighting for the removal of households which were selected for the short walks experiment.....	47
5.3.2	Weighting for the removal of households which did not fully respond.....	47
5.3.3	Calibration weighting .....	48
5.4	Weighting the travel data .....	48
5.4.1	The travel diary .....	48
5.4.2	Short walks .....	49
5.4.3	Long-distance travel records.....	50
<b>6</b>	<b>Glossary.....</b>	<b>52</b>

---

Appendix A.	Questionnaire documentation 2015.....	55
Appendix B.	Advance letter.....	163
Appendix C.	Non-contact letter.....	165
Appendix D.	Survey leaflet.....	167
Appendix E.	Adult and young persons travel records.....	169
Appendix F.	Memory joggers .....	185
Appendix G.	Mileage chart .....	189
Appendix H.	Show cards.....	190
Appendix I.	‘Where do you work’ lookup table .....	216
Appendix J.	2015 allocation of PSUs to quota months .....	218
Appendix K.	Logistic regression model for household participation.....	219
Appendix L.	Calibration weighting control totals: interview sample.....	220
Appendix M.	Logistic regression model for removing households that did not fully respond.....	221
Appendix N.	Calibration weighting: fully responding sample .....	223
Appendix O.	NTS stratification review.....	224

---

## Tables

Table 2.1	NTS regional stratification variable.....	8
Table 2.2	Summary of short walks experiment sample (Quarter 2).....	10
Table 3.1	Mean number of calls, by outcome.....	15
Table 3.2	NTS 2015 quota month dates.....	16
Table 3.3	Method of individual interview at placement.....	17
Table 3.4	Timing of the placement interview in relation to the Travel Week.....	18
Table 3.5	Placement interview topics in 2015.....	19
Table 3.6	Harmonised questions used in the 2015 NTS.....	21
Table 3.7	Seven-day travel diaries.....	23
Table 3.8	Mean length of placement call (mins) by household size in 2015.....	25
Table 3.9	Proportion of productive households where a reminder was conducted.....	25
Table 3.10	Proportion of productive households where a mid-week check conducted.....	26
Table 3.11	Pick-up interview topics.....	27
Table 3.12	Mean length of pick up interview in minutes, from 2002 to 2014.....	28
Table 3.13	NTS outcome codes.....	29
Table 3.14	NTS National response rates in 2015 (England).....	31
Table 3.16	NTS Outer London response rates in 2015.....	31
Table 3.17	NTS England excluding London response rates in 2015.....	32
Table 4.1	Standard Occupational Classification 2010 (SOC 2010).....	35
Table 4.2	Standard Occupational Classification 2007 (SOC 2007).....	36
Table 4.3	National Statistics Socio-economic Classification (NS-SEC) analytic classes....	36
Table 4.4	NTS CSV data files, 2015.....	39
Table 4.5	NTS CSV data files, 2015.....	40
Table 4.6	Importing weights.....	41
Table 4.7	Grossing factors for trip and stage imputation tables.....	42



**Table 4.8 Concessionary travel data variables ..... 43**

**Table 5.1 Average number of journeys recorded on each day of the travel diary..... 48**

**Table 5.2 Average number of journeys recorded on each day of the travel diary by purpose of journey  
..... 49**

**Table 5.3 Weighting for short walks..... 49**

**Table 5.4 Number of long-distance journeys made during the Travel Week ..... 51**

---

## Figures

Figure 1-1	Examples of the uses of NTS data.....	2
Figure 1-2	The sequence of NTS tasks.....	3
Figure 1-3	NTS fieldwork procedures .....	5
Figure 3-1	Rotated questions 2015.....	20



---

# Key

## Symbols and conventions

In tables where figures have been rounded to the nearest final digit, there may be an apparent slight discrepancy between the sum of the constituent items and the total shown.

The following symbols have been used throughout.

.. = Not available

. = Not applicable

- = Negligible (less than half the final digit shown)

0 = Nil

---

## Acknowledgements

We owe a great deal to the NTS team at the Department for Transport for their support and guidance. Particular thanks go to Matthew Tranter, Glenn Goodman, Delphine Robineau, Kathryn Kershaw, John Cummings, Julie Sullivan and Julie Brown at the Department for Transport. At NatCen, the NTS is very much a team effort and thanks are due to the programmers, operations staff and interviewers who have worked so well together to make the survey a success. Finally, we are very grateful to all the respondents who gave their time to participate in the survey.

---

# 1 INTRODUCTION

## 1.1 Background

The National Travel Survey (NTS) provides up-to-date and regular information about personal travel within Great Britain and monitors trends in travel behaviour. The Ministry of Transport commissioned the first NTS in 1965/1966, and it was repeated on an ad-hoc basis in 1972/1973, 1975/1976, 1978/1979 and 1985/1986. In July 1988 the NTS became a continuous survey (i.e. fieldwork was conducted on a monthly basis) with an annual set sample size of 5,040 addresses. This increased to 5,796 by 2001. In 2002 the annual set sample size increased to 15,048 addresses.

Since January 2002, the Department for Transport (DfT) has commissioned NatCen Social Research (NatCen), an independent social research institute, as the contractor for the NTS. NatCen is responsible for questionnaire development, sample selection, data collection and editing, data file production and building the database. The DfT is responsible for data analysis, publication and archiving.

During 2011, DfT undertook a consultation exercise to review the methodology and content of the NTS for 2013 onwards. The review explored sample coverage, data collection methodology, interview question content and items recorded as part of the travel record. Full details of the review can be found at <https://www.gov.uk/government/publications/future-developments-for-the-nts>.

As a result of the review, in 2013 a number of items were removed from the interview questionnaire and the travel record. In addition, the sample was restricted to cover England only with Scotland and Wales no longer included. The sample size for England remained at its previous level, meaning that the overall sample size for the survey was reduced.

This report describes the methodology for sample design, fieldwork procedures, data preparation and data provision for the 2015 NTS.

## 1.2 Uses of the NTS data

The NTS is one of DfT's main sources of data on personal travel patterns in Great Britain. The survey collects detailed information on the key characteristics of each participating household and any vehicle to which they have access. In addition, each individual within the household is interviewed and then asked to complete a seven-day travel record. The survey therefore produces a rich dataset for analysis with information recorded at a number of different levels (household, individual, vehicle, long-distance journey, day, trip and stage).

Data from the NTS is used extensively by DfT to monitor changes in travel patterns and to inform the development of policy. The findings and data are also used by a variety of other organisations including: other government departments (such as HM Revenue and Customs, HM Treasury, the Department for Environment, Food and Rural Affairs); university academics and students; transport consultants; local authorities and voluntary sector organisations representing a wide range of interests including motorists, cyclists, the elderly, rural communities and children. Figure 1-1 gives examples of the uses of NTS data.

---

Key results from the 2015 NTS are published by DfT in the statistical release, 'National Travel Survey: 2015', which is available on the Department's website at <https://www.gov.uk/government/publications/national-travel-survey-2015>.

DfT deposit a non-disclosive version of the NTS dataset at the UK Data Service, which is available at <http://ukdataservice.ac.uk>.

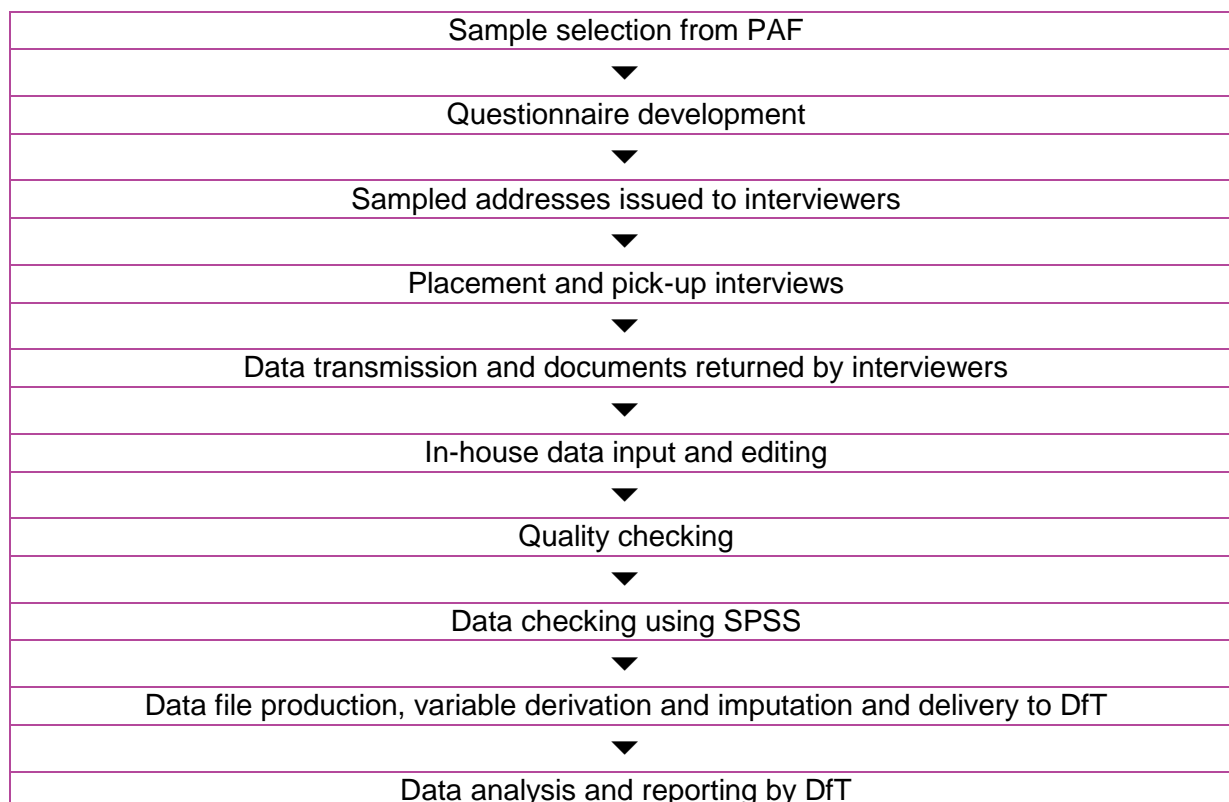
### Figure 1-1 Examples of the uses of NTS data

NTS data has been used to:
<ul style="list-style-type: none"><li>• Build up a picture of changes in personal travel over time</li></ul>
<ul style="list-style-type: none"><li>• Examine travel among different groups, such as children, elderly people and people with mobility difficulties</li></ul>
<ul style="list-style-type: none"><li>• Understand the circumstances in which people will tend to use cars or public transport</li></ul>
<ul style="list-style-type: none"><li>• Understand how people travel to the shops and the impact of home deliveries</li></ul>
<ul style="list-style-type: none"><li>• Assess the take-up of concessionary passes and the impact on bus use</li></ul>
<ul style="list-style-type: none"><li>• Understand how increased car ownership and licence holding has led to increased driving among women</li></ul>
<ul style="list-style-type: none"><li>• Study how children travel to school and how this has changed</li></ul>
<ul style="list-style-type: none"><li>• Monitor accident rates amongst different types of road users</li></ul>
<ul style="list-style-type: none"><li>• Understand the 'distributional' impact of Spending Review proposals on different groups of people</li></ul>
<ul style="list-style-type: none"><li>• Measure the contribution to total transport CO<sub>2</sub> emissions of different trip purposes and lengths</li></ul>
<ul style="list-style-type: none"><li>• Examine the uptake of sustainable transport modes, e.g. walking and cycling</li></ul>
<ul style="list-style-type: none"><li>• Understand how travel patterns vary according to area type, e.g. in urban or rural areas</li></ul>
<ul style="list-style-type: none"><li>• Produce research reports by academics, consultants, charities and others.</li></ul>

## 1.3 Review of fieldwork sequence

The NTS uses two data collection methods: face-to-face interviewing using computer assisted personal interviewing (CAPI) and self-completion of a seven-day travel record. Figure 1-2 outlines the sequence of NTS tasks.

**Figure 1-2 The sequence of NTS tasks**



### 1.3.1 Sample selection

The 2015 NTS was based on a stratified, clustered random sample of 12,852 private households in England, drawn from the Postcode Address File (PAF). Since 2013, Wales and Scotland have not been sampled and the sample was reduced proportionally meaning the number of addresses sampled in England is comparable to previous survey years (see section 2).

### 1.3.2 The interview

Before 2014, interviewers were instructed to begin fieldwork at the beginning of the quota month. Travel Week start dates were allocated within quota months, which ran from mid-month to mid-month. In 2014 the fieldwork protocols were updated following analysis showing an uneven spread of travel week start dates across the month due to interviewers following similar fieldwork patterns. Interviewer assignment start dates were therefore spread across the month rather than all interviewers starting their assignments at the beginning of the month.

The fieldwork procedure is outlined in Figure 1-3 and began with the interviewer sending **advance letters** to the sampled addresses. These letters briefly explained the purpose of

---

the NTS, and mentioned that an interviewer would contact them. It also stated that each respondent would receive a **£5 gift voucher** if all household members completed every section of the survey. From June 2004, a **book of six first-class stamps** has been also included with the advance letter as an unconditional incentive.

Interviewers followed up the advance letter by making **face-to-face contact** with the household to arrange a placement interview. The **placement interview** generally took place before the Travel Week started. This interview was conducted with all household members and gathered information about the household, its individual members, household vehicles and long-distance journeys that the household members had recently made. At the end of this interview the interviewer explained and placed the seven-day **travel diaries** with all household members.

If there was a gap of more than a few days between the placement interview and the start of the Travel Week, interviewers made a **reminder call** or sent a **reminder card** to the household to remind them that their Travel Week was about to start. This was followed by a **mid-week check call** (either by telephone or face-to-face) during the Travel Week to check on the household's progress in completing their diaries.

Within six days of the end of the Travel Week a **pick-up interview** was conducted and the diaries were collected and checked. The pick-up interview was used to complete any outstanding sections of the placement interview and to check whether any key factors had changed since the placement, such as the purchase of a new car.

The fieldwork in 2015 started on 1<sup>st</sup> January 2015 and lasted until 1<sup>st</sup> March 2016.

### 1.3.3 Data input and editing

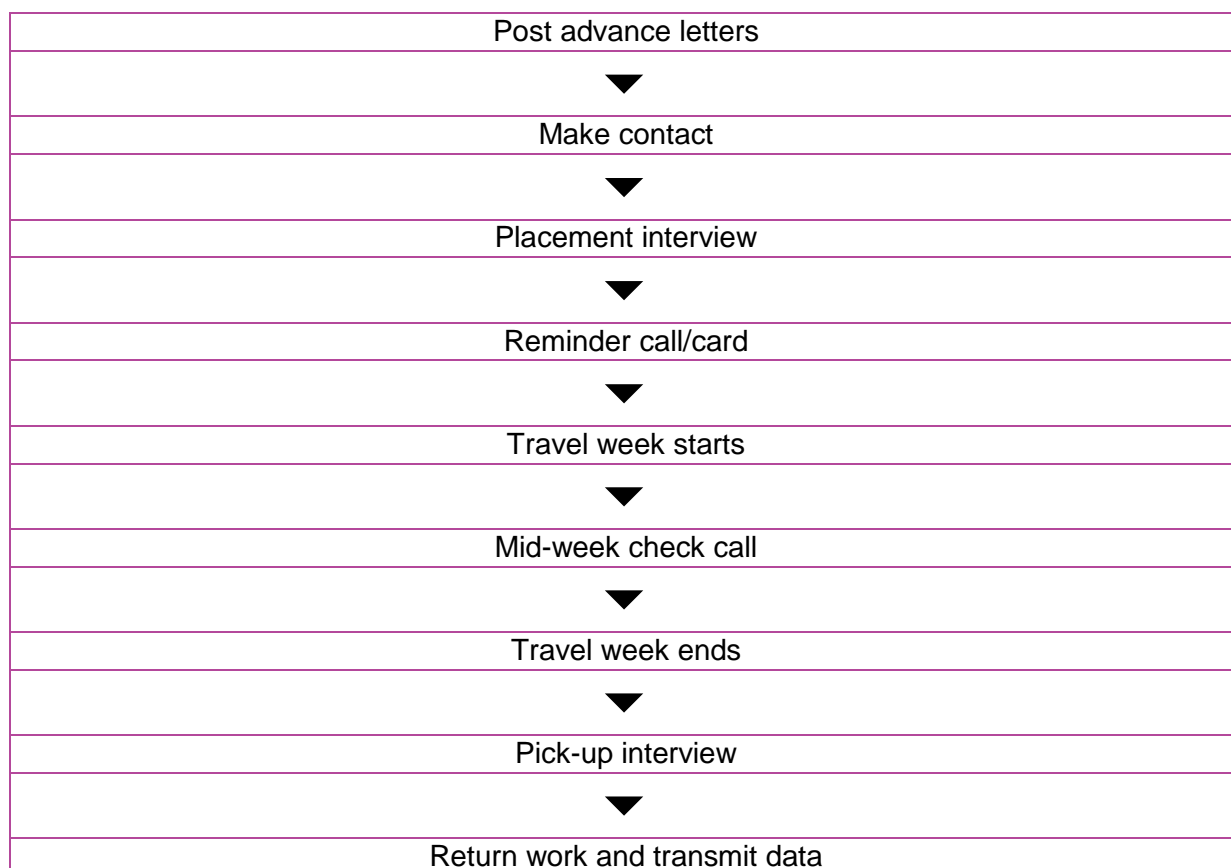
The CAPI data was **transmitted** back to the NatCen operations department, usually on the day after the pick-up call, and all paper documents were **returned** by post. Once the documents had been received, a team of NTS coders booked the diaries into the control system, and coded, keyed and edited the travel record information using the **Diary Entry System**. The **contents of the CAPI questionnaire** were edited and checked and all interviewer notes examined. The interviewers were contacted if there were any queries that could not be resolved by the coders. If necessary, the interviewer re-contacted respondents to resolve any issues.

Interviewers' progress was monitored on a weekly basis. The in-office deadline for fieldwork completion was approximately 13 weeks after the start of the first Travel Week for the quota month in question. Since 2014 the fieldwork period has lasted a month longer due to the staggering of interviewer start dates across the quota month. For example, the cut off deadline for the January quotas was around 3<sup>rd</sup> April. Quality checks were also made on selected interviewers on a rota basis and ten percent of addresses were back-checked.<sup>1</sup>

---

<sup>1</sup> Back-checking involves contacting participating households by telephone to ensure that they were happy with the way that the interview was conducted.

**Figure 1-3 NTS fieldwork procedures**



### 1.3.4 Data file protection

The data were organised into levels: household, individuals, vehicles, long-distance journeys made in the seven days before the placement interview or before the Travel Week which ever date was earliest, days within the Travel Week, journeys made during the Travel Week, and the stages of these journeys. Lastly, NatCen provided DfT with PSU-level variables associated with each household but which were not collected directly from households. See section 2.9 for a detailed description of PSU-level variables.

## 1.4 Response

Only households classed as ‘fully co-operating’<sup>2</sup> are included in the response calculations. A national response rate of 61% was achieved in 2015. This is equivalent to an achieved sample rate (ASR) of 55%. The ASR includes those households classified as ineligible in the denominator.

<sup>2</sup> See Section 3.12 for a definition of ‘fully co-operating’ and for full response details.

---

## 2 SAMPLE SELECTION

### 2.1 Sample size and structure

The NTS 2015 was designed to provide a representative sample of households in England and was based on a stratified two-stage random probability sample of private households. The sampling frame was the 'small user' Postcode Address File (PAF), a list of all addresses (delivery points) in the country.

The sample for the 2015 survey was drawn firstly by selecting the Primary Sampling Units (PSUs), and then by selecting addresses within PSUs. The sample design employs postcode sectors as PSUs. There were 756 PSUs and 12,852 addresses selected in 2015.

### 2.2 Quasi-panel design

Following a review of the NTS methodology<sup>3</sup> in 2000, it was decided that the NTS should introduce a quasi-panel design from 2002 onwards. According to this design, half the PSUs in a given year's sample are retained for the next year's sample and the other half are replaced. This has the effect of reducing the variance of estimates of year-on-year change.

Therefore 378 of the PSUs selected for the 2014 sample were retained for the 2015 sample, supplemented with 378 new PSUs. The PSUs carried over from the 2014 sample for inclusion in 2015 were excluded from the 2015 sample frame, so they could not appear twice in the sample. However, the dropped PSUs from 2014 were included.

While the same PSU sectors might appear in different survey years, no single addresses were allowed to be included in three consecutive years to minimise the chances of the same address being selected again. Each year, NatCen provides the sampling company with a list of the addresses selected for the previous three survey years. These addresses were excluded from the sampling frame before the addresses for 2015 were selected. This means respondents to the the three previous year's surveys in the carried over PSUs could not be contacted again.

### 2.3 Selection of sample points

A list of all postcode sectors in England was generated (excluding those in the Isles of Scilly due to cost of interviewing). Sectors carried over from the previous year were also excluded. Sectors with fewer than 500 delivery points were grouped with an adjacent sector. Grouped sectors were then treated as one PSU. On average each PSU contained about 2,900 delivery points.

This list of grouped postcode sectors in England was stratified using a regional variable, car ownership and population density. This was done in order to increase the precision of the sample and to ensure that the different strata in the population are correctly represented. Random samples of PSUs were then selected within each stratum.

---

<sup>3</sup> Elliott, D. (2000) ONS Quality Review of the National Travel Survey: Some Aspects of Design and Estimation Methods.



---

In 2014, NatCen carried out a piece of analysis (reviewing earlier work from 2006<sup>4</sup>) to examine whether the current (up to 2014) set of NTS stratifiers was still the most optimal available. The review recommended changing the stratification variables used to select the NTS sample and this change was first implemented in NTS 2015. The review summary can be found on Appendix O.

The regional strata for England are based on the NUTS2 areas, grouped in a few cases where single areas are too small. NUTS, or Nomenclature of Units for Territorial Statistics, is a European-wide geographical classification developed by the European Office for Statistics (Eurostat). NUTS2 roughly relates to counties or groups of counties in England. The 30 regional strata for the survey are shown in Table 2.1.

Within each region, postcode sectors were allocated to 'urban' or 'rural' based on the urban/rural indicator<sup>5</sup> creating 51 'expanded' regions. Within each 'expanded' region, postcode sectors were listed in increasing order of the proportion of households with no car (according to the 2011 Census). Cut-off points were then drawn approximately one third and two thirds (in terms of delivery points) down the ordered list, to create three roughly equal-sized bands. Within each of the 153 bands thus created (51x3), sectors were listed in order of the percentage of people working from home (based on the 2011 Census). The 378 postcode sectors were then systematically selected with probability proportional to delivery point count. Differential sampling fractions were used in Inner London, Outer London and the rest of England in order to oversample London (see Section 2.4 for further details). These sectors were then added to the 378 sectors carried over from the previous year's survey<sup>6</sup> to make the final sample of 756 sectors.

---

<sup>4</sup> For further details see Scholes, S, (2006), Choosing optimal stratifiers for the National Travel Survey on DfT's website.

<sup>5</sup> Based on the 2011 Census and derived from the ten-category urban/rural classification. For details, see: <https://www.gov.uk/government/collections/rural-urban-definition>

<sup>6</sup> The 2014 PSUs were stratified by NTS region, car ownership and population density.

Table 2.1 NTS regional stratification variable

England		Region code
1	Inner London – East	7 Greater London
2	Inner London – West	7 Greater London
3	Outer London – East and North East	7 Greater London
4	Outer London – South	7 Greater London
5	Outer London West and North West	7 Greater London
6	Devon and Cornwall	9 South West
7	North Somerset, North East Somerset, Bath, Somerset and Dorset	9 South West
8	Bristol, South Gloucestershire, Gloucestershire and Wiltshire	9 South West
9	Oxfordshire, Buckinghamshire and Berkshire	8 South East
10	Hampshire and Isle of Wight	8 South East
11	Kent	8 South East
12	West Sussex and East Sussex	8 South East
13	Surrey	8 South East
14	Essex	6 Eastern
15	Cambridgeshire, Suffolk and Norfolk	6 Eastern
16	Hertfordshire and Bedfordshire	6 Eastern
17	Leicestershire, Lincolnshire and Northamptonshire	4 East Midlands
18	Warwickshire and Hereford & Worcester	5 West Midlands
19	West Midlands	5 West Midlands
20	Shropshire and Staffordshire	5 West Midlands
21	Nottinghamshire and Derbyshire	4 East Midlands
22	Cheshire	2 North West and Merseyside
23	Merseyside	2 North West and Merseyside
24	Greater Manchester	2 North West and Merseyside
25	Lancashire and Cumbria	2 North West and Merseyside
26	South Yorkshire	3 Yorkshire and Humberside
27	West Yorkshire	3 Yorkshire and Humberside
28	North Yorkshire and Humberside	3 Yorkshire and Humberside
29	Cleveland, County Durham and Northumberland	1 North East
30	Tyne & Wear	1 North East

## 2.4 Oversampling of London

Each year, London PSUs are oversampled. Response rates tend to be much lower in London compared with the rest of Great Britain, with rates being lowest in Inner London. The NTS oversamples Inner and Outer London with the aim of achieving responding sample sizes in London and elsewhere which are proportional to their population. Estimates of response rates were made in order to oversample Inner and Outer London: 49% for Inner London, 58% for Outer London and 67% for the rest of England. These estimates were based on NTS response rates from 2009-2013 plus our own experience of achieving full household co-operation in these areas. Of the 756 sectors in the sample, 73 were in Outer London and 54 in Inner London.

---

## 2.5 Selection of addresses

17 addresses were systematically selected from each of the 756 PSUs, creating a total of 12,852 selected addresses.<sup>7</sup>

About 23.0 million delivery points were available for selection in England as a whole, with about 3.2 million delivery points in Greater London. Consequently the probability of an address in England being selected for the 2015 NTS was about one in 1,791; in Inner London this was about one in 1,425 and in Outer London about one in 1,548.

## 2.6 Short walks experiment

In 2013, an experiment was carried out on the second quarter (April to June) of NTS to evaluate the impact of recording information about short walks on day 1 of the travel diary, rather than day 7. There is evidence of a drop-off in the number of all trips recorded by respondents towards the end of the Travel Week. In total, the number of trips recorded on day 7 is approximately ten per cent lower than on day 1. Prior to data analysis, a correction factor is applied to trips on days 2 to 6 to increase them to the day 1 level. As short walks have only been recorded on day 7 in previous survey years, it is unknown whether a similar drop-off occurs to short walks and no correction factor is applied at the analysis stage.

The results from the 2013 experiment showed a large impact: collecting details of short walks on day 1 of the travel week increased the reporting of the prevalence of short walks. For example, 29.1% of adult respondents reported taking at least one short walk on day 1, compared with 20.3% on day 7.

The DfT decided to re-run the experiment in survey quarter 2 of NTS 2015 using the same methodology. Specifically, a split sample approach was used in which approximately 25% of the Quarter 2 sample received travel records with short walks recorded on day 1 of the travel week and the remainder had short walks recorded on day 7. The sample was split by PSUs rather than address to make it easier to administer the experiment. Each PSU is an interviewer assignment so interviewers could follow the same protocols for all addresses in their assignment when placing the travel record. The 2015 results showed a remarkably similar pattern to the 2013 findings: 28.6% of adult respondents reported taking at least one short walk on day 1, compared with 20.9% on day 7.

As PSUs that have been carried over are more likely to be worked by an interviewer who has previous experience with the NTS (which might have had an impact on the results), the two versions of the diary were split evenly across the new and carried over PSUs, as shown in Table 2.2.

---

<sup>7</sup> In 2013 a split sample design was trialled whereby some PSUs had 17 addresses selected from them and others had 22. This was to test the impact of clustering on survey estimates. As a result of this trial, from 2014 onwards the number of addresses in an interviewer assignment was reduced to 17.

**Table 2.2 Summary of short walks experiment sample (Quarter 2)**

<b>Diary day for short walk recording</b>	<b>New or carried over PSU</b>	<b>Number of PSUs</b>	<b>Number of addresses</b>
Day 1	New	23	391
Day 1	Carried over	24	408
Day 7	New	70	1190
Day 7	Carried over	72	1224
Total		189	3213

Travel record data from the short walks experiment were not included in the annual 2015 NTS results published by DfT. Instead, it was analysed separately to assess any under-reporting. However, interview data from those households and individuals who were part of the short walks experiment were included.

Following the results of the shorts walks experiments (in 2013 and 2015), DfT is running a further experiment across 2016 in order to assess the impact on all trip rates, not just short walks, on recording short walks on day 1 instead of day 7. The results of this experiment will be published in 2017.

## 2.7 Allocation of PSUs to months

As travel patterns show a seasonal variation, equal numbers of PSUs were assigned to each quota month. Furthermore, PSUs were allocated to quota months such that a nationally representative sample would be obtained for each quarter.

## 2.8 Selection of households at sampled addresses

At some addresses, interviewers may find that there is more than one dwelling unit, such as a house (for example, no. 15) which has been split into two flats (say, 15a and 15b). (A dwelling unit is a living space with its own front door – this can be either a street door or a door within a house or block of flats.) They may also encounter dwelling units with multiple resident households, for example there could be two families living as two separate households in one house. (A household is defined as one person or a group of people living in a dwelling unit, who either share a meal a day or share living accommodation.)

In England such addresses are not reliably identified on the PAF and will not be identified until the interviewer has visited the address. As a result households residing at addresses with multiple dwelling units and/or households will have had a lower chance of selection than others. While there are relatively few such addresses (one per cent), they account for a larger proportion of households, and these households tend to be rather different to others (poorer, younger, and smaller), so consequent biases may not be entirely trivial.

Interviewers must select one household to approach to take part at each sampled address. Interviewers are instructed to first establish the number of dwelling units at each sampled address. If there is more than one, interviewers use a selection grid on the Address Record Form to select one. They then establish the number of households residing within the selected dwelling unit. Once again, if there is more than one, interviewers use a selection grid to make a random selection.

---

Corrective weighting is then used to remove any bias arising from the lower chance of selection among dwelling units and/or households residing at multi-household addresses.

Prior to 2009, the selection process at multi-household addresses was to list all households at the address and randomly select up to three in England and Wales, and only one in Scotland. This limitation on the number of extra households left some residual bias that was similarly removed using corrective weighting.

## 2.9 Ineligible (deadwood) addresses

The following types of address were classified as ineligible in 2015 (See also section 3.12 on outcome coding):

- *Houses not yet built or under construction.*
- *Demolished or derelict buildings* or buildings where the address has "disappeared" when 2 addresses were combined into one.
- *Vacant/empty housing unit* - housing units known not to contain any resident household on the date of the first contact attempt.
- *Non-residential address* - an address occupied solely by a business, school, government office or other organisation with no resident persons
- *Residential accommodation not used as the main residence of any of the residents.* This is likely to apply to second homes/seasonal/vacation/temporary residences. These were excluded to avoid double counting - the households occupying the address had a chance of selection at their permanent address.
- *Communal establishment/institution* - an address at which four or more unrelated people sleep. While they may or may not eat communally, the establishment must be run or managed by the owner or a person (or persons) employed for this purpose.
- *Address is residential and occupied by a private household(s), but does not contain any household eligible for the survey* - it is very rare for a residential household not to be eligible for the NTS interview, exceptions include 'Household of foreign diplomat or foreign serviceman living on a base', addresses which are not the 'Main residence' of any of the residents and addresses where there are no residents aged 16 or over.
- *Address out of sample* - cases where interviewers were directed not to approach a particular address. This is very rare and usually only occurs where an address should not have been listed on the original sampling frame.

---

## 2.10 PSU level variables

In addition to the information provided by members of the sampled households, the NTS also collects information measured at the PSU level (P-level). The value of a P-level variable applies to all households living within that PSU. The P-level is therefore the highest level at which the data may be analysed, coming just above the H (Household) level in the analysis hierarchy.

## 2.11 Fieldwork start dates

Since 2014, an additional process has followed the selection of sample points. Start dates are evenly spread across each month and then assigned to the 63 points per month at random. (See section 3.1 for further information.)

---

## 3 FIELDWORK PROCEDURES AND RESPONSE RATE

### 3.1 Introduction

The NTS is a continuous survey with fieldwork taking place throughout the year. In 2015, as in previous years, respondents were interviewed face-to-face using Computer-Assisted Personal Interviewing (CAPI), and recorded their travel details in a seven-day self-completion travel record.

The fieldwork involved making contact with households, conducting the placement interview, placing the travel diaries and conducting the pick up interview at the end of the Travel Week. Travel Week start dates were allocated based on interviewer start dates with the first Travel Week starting around 12 days after the interviewer start date and the last around a month later than that. The CAPI data and NTS documents were returned to NatCen's Operations Department for in-house data input and editing.

The 2015 CAPI questionnaires were designed and implemented using the software system Blaise. A single Blaise instrument was used for the household, individual, vehicle and administrative sections of the questionnaire. A separate Diary Entry System (DES) was written in Visual Basic. Selected CAPI variables were extracted and loaded into the NatCen field management system from where they were referenced by the DES. This process provides contextual information from the CAPI interview for those people inputting and editing travel record data.

Since 2014 interviewers have been assigned to start on different dates across the month to ensure that the interviewing and travel week start dates are evenly spread across the month.<sup>8</sup>

### 3.2 Interviewer briefings

Interviewers were briefed by the lead researchers during a series of two-day briefings. The briefings covered all aspects of the survey and included the completion of a dummy interview on interviewer laptops, as well as role-play exercises to practise doorstep technique and the placing and picking up of the travel records. Interviewers were also given a pre-briefing exercise. This involved completing their own travel record using their own journey details for a week, studying the definitions manual and completing a short test on this.

Interviewers who had completed an NTS assignment over the previous 12 months attended a one-day refresher briefing shortly before the start of the survey year, to hear about any changes to the next year's survey.

---

<sup>8</sup> Prior to 2014, interviewers began fieldwork at the start of each month. However, analysis using 2012 data showed that this design led to an uneven spread of Travel Week start dates across the month due to interviewers following similar fieldwork patterns.

In 2014 a new design was implemented to address this issue where interviewer assignment start dates were spread across the month rather than all interviewers starting their assignments at the beginning of the month. Please see section 3.1 in the 2014 technical report for full details on this.

---

### 3.3 Questionnaire and document despatch to interviewers

Before the start of each quota month, the Operations Department made the sampled addresses and the questionnaire available to the interviewers for collection via a secure broadband connection. The relevant NTS materials were despatched to the interviewers by post.

Any queries about transmission or other technical matters were dealt with by a helpline run from the Operations Department during working hours, and by a team of experienced interviewers working from home outside of working hours. Laptop maintenance was handled by a separate department within NatCen. The interviewers were also able to contact staff within the Operations Department who deal with the administration of fieldwork.

### 3.4 Contacting respondents

Interviewers were given **advance letters** to send to the selected addresses in advance of their first call (see Appendix B). The advance letter gave some general background to the survey and explained its importance, some of its uses and how the household had been selected. It also stated that each respondent would receive a **£5 gift voucher** if all household members completed every section of the survey. See section 3.13 for more details on the £5 incentive payment for respondents.

The letter included a space for interviewers to write in their name so that respondents knew who would be calling and to make the letters more personal. The letters were sent in '**On Her Majesty's Service**' envelopes and, from June 2004 onwards, a **book of six first-class stamps** has been included with the advance letter as a gesture of goodwill to encourage respondents to take part.

Interviewers were notified of any refusals made direct to the Operations Department as a result of the advance letter. Interviewers were not required to visit these addresses and they did not count against interviewers' individual response rates. However, they were classified as non-response (office refusals) in calculating the overall response to the survey.

A few days after the advance letters had been sent, interviewers made contact with respondents by personal visit. Interviewers were required to make a minimum of 6 calls, up to a maximum of 9. These calls had to be at different times of day and on different days of the week. If there was still no contact, only then could an interviewer return a case as a 'non-contact'. The average number of calls made for each type of outcome for the 2013-2015 surveys is shown in Table 3.1.



Table 3.1 Mean number of calls, by outcome

Outcome <sup>9</sup>	2013 (England)	2014 (England)	2015 (England)
Fully co-operating	5.3	5.3	5.3
Partially co-operating	6.7	6.2	6.2
Non-contact	9.6	9.0	9.2
Refusal	5.4	5.2	5.3
Other unproductive	5.4	4.9	4.8
Unknown eligibility	8.3	6.7	7.4
Ineligible	3.6	3.8	3.6
Overall average	5.4	5.3	5.3

Interviewers were also given a non-contact letter from November 2008 onwards, to post through the door of addresses where contact had still not been made after 6 or more calls (see Appendix C).

Interviewers had a **survey leaflet** to use on the doorstep (see Appendix D). This contained information about the reasons for carrying out the survey, how households were chosen and selected findings from previous surveys. Interviewers could leave this with respondents who were not sure if they wanted to take part, and call back at a later date. They also left it if they made an appointment to come back and do the interview. Interviewers could also use **DfT Statistical Release Summary** to demonstrate to possible respondents the type of data collected by the NTS and how it was used. For any young children, themed **fun packs** (which included games and pens) were provided for their amusement whilst adults completed the survey.

### 3.5 Confidentiality

Respondents were informed in the advance letter that their participation was voluntary and that any information they provided would remain confidential and would not be passed on to anyone outside NatCen or the statistics section at DfT in a form that could be used to identify them. Respondents were provided with a telephone number for Natcen's Operations Department that they could telephone if they had any queries. Any substantive queries or complaints were subsequently passed on to researchers to deal with.

### 3.6 Allocation of Travel Weeks

Each household had to be allocated a Travel Week during which they kept their travel record and entered details into the **mileage chart**. Travel Week start dates were randomly allocated and were based on interviewer start dates with the first Travel Week starting around 12 days after the interviewer start date and the last around a month later. The travel recording starting periods for each fieldwork month are shown in Table 3.2.

<sup>9</sup> Please refer to section 3.12 for outcome definitions.

Table 3.2 NTS 2015 quota month dates

Month	From	To
January	12-Jan-15	13-Mar-15
February	12-Feb-15	10-Apr-15
March	12-Mar-15	11-May-15
April	13-Apr-15	10-Jun-15
May	12-May-15	13-Jul-15
June	12-Jun-15	10-Aug-15
July	14-Jul-15	10-Sep-15
August	12-Aug-15	12-Oct-15
September	14-Sep-15	10-Nov-15
October	12-Oct-15	11-Dec-15
November	12-Nov-15	11-Jan-16
December	14-Dec-15	10-Feb-16

It was important that the choice of Travel Week was not left to the discretion of the respondent or interviewer as this could lead to bias. To prevent bias, it was necessary to ensure that the Travel Weeks were evenly spread over the days of the week as well as the weeks of the quota month. The method for doing this was to give each interviewer a **travel week allocation card** listing 17 Travel Week start dates for the month, depending on the size of the interviewer's assignment (see Section 2.5). The Travel Week start dates were randomly selected from all the dates from mid-month to mid-month, thus giving each interviewer a slightly different set of dates.

The interviewer had to allocate a start date to every address in their assignment, whether or not it was productive. They did this by allocating the first address at which they had a definite outcome (either a placement interview, deadwood, refusal or non-contact) to the first date available on the list, the next address to the second date and so on. In exceptional circumstances where interviewers could not contact a household in time to allocate any of the original Travel Weeks (such as a household being away on holiday), interviewers were able to request additional Travel Weeks during the week after the original travel recording period (the '5<sup>th</sup> week'). The Operations Department controlled use of these additional dates.

### 3.7 The placement interview

The first stage of interviewing consisted of the placement interview. This was conducted with all household members and consisted of three sections:

- The **household questionnaire** was asked of the Household Reference Person (HRP), which is the householder with the highest income, or their spouse or partner. In exceptional cases the household questionnaire can be asked of another responsible adult aged 16 or over.
- The **individual questionnaire** was asked of each household member, including children (although proxy information was collected for children under 11). A maximum of 10 people could be included. On the extremely rare occasions when interviewers encountered a household with more than 10 members, they were instructed to select the oldest 10 to take part in the interview, and to ensure that all vehicle owners were included.
- The **vehicle questionnaire** was asked of the main driver for each vehicle in the household. A maximum of 10 vehicles could be recorded.

It was not always possible to interview all household members in person and so proxy interviews were allowed for adults who were difficult to contact. The percentage who were interviewed face-to-face, by proxy and not interviewed in 2015 is shown in Table 3.3, alongside comparable figures for 2013 and 2014. Interviewers were instructed to interview those under 11 by proxy, which is why most interviews with children were proxy interviews.

	Aged <16	Aged 16+	Total
<b>2015 (England)</b>	%	%	%
Face-to-face	22	74	63
Proxy	78	26	36
Not interviewed	1	-	
<i>Base (individuals)</i>	3628	14518	18146
<b>2014 (England)</b>	%	%	%
Face-to-face	23	75	64
Proxy	77	25	36
Not interviewed	-	-	-
<i>Base (individuals)</i>	3,706	14,241	17,947
<b>2013 (England)</b>	%	%	%
Face-to-face	22	75	64
Proxy	77	25	35
Not interviewed	-	-	-
<i>Base (individuals)</i>	3,850	15,018	18,868

In the majority of cases, the placement interview took place before the start of the Travel Week. Table 3.4 shows the gap between the placement interview and the start of the Travel Week in 2013-2015 (see section 3.12 for a definition of full and partial response). In 88% of households, the placement interview was started and travel records placed before the Travel Week started. A further 7% in 2015 were started on the first day of the Travel Week, 4% were started on the second day and 3% were started on the third day. Interviewers were

instructed not to allocate Travel Weeks more than 2 days prior to the date of the placement interview hence very few placement interviews were started after this time.

**Table 3.4 Timing of the placement interview in relation to the Travel Week**

	<b>Full response</b>	<b>Partial response</b>	<b>Total</b>
<b>2015 (England)</b>	<b>%</b>	<b>%</b>	<b>%</b>
Placement interview was...			
... 8 or more days before start of Travel Week	40	37	39
... 1-7 days before start of Travel Week	45	47	46
... on day 1 of Travel Week	7	7	7
... on day 2 of Travel Week	5	3	4
... on day 3 of Travel Week	3	4	3
... after day 3 of the Travel Week	0	2	0
<i>Base (households)</i>	<i>7,005</i>	<i>578</i>	<i>7,583</i>
<b>2014 (England)</b>	<b>%</b>	<b>%</b>	<b>%</b>
Placement interview was...			
... 8 or more days before start of Travel Week	36	31	35
... 1-7 days before start of Travel Week	47	47	47
... on day 1 of Travel Week	9	10	9
... on day 2 of Travel Week	5	5	5
... on day 3 of Travel Week	3	5	3
... after day 3 of the Travel Week	-	3	-
<i>Base (households)</i>	<i>6,900</i>	<i>551</i>	<i>7,451</i>
<b>2013 (England)</b>	<b>%</b>	<b>%</b>	<b>%</b>
Placement interview was...			
... 8 or more days before start of Travel Week	39	38	39
... 1-7 days before start of Travel Week	47	45	47
... on day 1 of Travel Week	7	10	8
... on day 2 of Travel Week	4	4	4
... on day 3 of Travel Week	2	2	2
... after day 3 of the Travel Week	-	1	-
<i>Base (households)</i>	<i>7,282</i>	<i>568</i>	<i>7,850</i>

### 3.7.1 The 2015 NTS questionnaire

The topics covered by each section of the placement interview are shown in Table 3.5.

Only minor changes were made to the NTS questionnaire in 2015. These included:

- Some additional questions for those learning to drive were included.
- The show card for question on reasons for not driving was reversed.
- New questions on cycling were added.
- The word ‘non-concessionary’ was removed at special tickets question, and additional income bands were included in the income question.

All changes to the questionnaire are shown in Appendix A.

**Table 3.5 Placement interview topics in 2015**

<b>HOUSEHOLD</b>	<b>INDIVIDUAL</b>	<b>VEHICLE</b>
Household grid	Disabilities that affect travel	Registration number
Accommodation	Methods of transport used	Make and model
Tenure	Walk of 20 minutes or more	Vehicle details
Length of residence	Cycling	Parking
Shopping and home deliveries	Driving licences	Vehicle use outside of GB
Attitude to local services	Education, paid work and journey planning	Mileage
Children's travel to school	Transport barriers to work	SatNav
Household vehicles	Job details	
	Income	
	Location of work	
	Travel to work	
	Working at home	
	Ease / difficulty of travelling to work	
	Transport difficulties	
	Road accidents involving adults	
	Road accidents involving children	
	Special tickets / passes	
	Long-distance journeys	
	Permission for recontact for follow up	

From 2002, some questions were designated to be 'rotated', such that they would be asked every other year. However, in 2006 questions on the frequency of use of bicycles, local bus and domestic air, which had previously been 'odd year' modular questions, were introduced on a permanent basis. In addition, a small number of 'even year' modular questions were deleted (questions on pavement conditions, cycle lane provision, availability of combined bus and rail ticket and whether vehicles had been driven in Northern Ireland in the last 12 months).

For the 2009 survey, the questionnaire was reviewed by DfT and NatCen. This resulted in further changes to the rotated questions and the introduction of sub-sample questions. The previously rotated questions on frequency of use of certain modes of transport, accessibility of services, reliability and frequency of trains and buses were introduced on a permanent basis – with some being asked of a sub-group of the sample only. From 2009, all households were randomly assigned to two sub-groups. One group were asked about attitudes to local services and the other were asked about accessibility of services. In 2013 the questions in sub-sample B covering accessibility of local services were removed. It was agreed that the sub-sample A questions on attitudes to local transport would be asked of the full NTS sample.

**Figure 3-1 Rotated questions 2015**

Module A (2014 and even years)	Module B ( 2015 and odd years)
<p><b>Mobility aids and special transport</b>            Whether have wheelchair, scooter or walking stick            How often use wheelchair, scooter or walking stick            Awareness of types of special transport            Use of types of special transport</p> <p><b>Transport difficulties</b>            Types of journeys with which have transport difficulties            Transport difficulties encountered on those journeys</p> <p><b>Vehicle use outside GB</b>            Whether vehicle has been driven outside GB in last 12 months            Estimated mileage outside GB            Purpose of trip outside GB</p>	<p><b>Children's travel to school</b>            Whether children are accompanied to school            Why children are accompanied to school            How children travel home from school</p> <p><b>Children's travel safety</b>            Whether children are allowed to cross roads unaccompanied            Type of roads children are allowed to cross unaccompanied            Where children sit when travelling by car</p> <p><b>Travel to work</b>            Types of roads used to travel to work            Whether driver or passenger when travelling to work            Whether gives anyone a lift to work            Where car is parked at work</p>

### 3.7.2 Harmonised questions

A number of harmonised questions are used in the NTS to allow users of the data to compare NTS data with those from other social surveys. These questions are documented in Table 3.6.

**Table 3.6** Harmonised questions used in the 2015 NTS

Harmonised question	NTS question name	Year introduced
Sex	Sex	1998
Age	Agelf	1998
Date of birth	Birth	2000
Marital status	MaritalStat <sup>6</sup>	2013
Living arrangements	LiveWithN	2013
Ownership of accommodation	Hhldr <sup>1</sup>	2002
Joint ownership	HiHNum	2002
Ethnic group	EthGroup <sup>2</sup>	2001
Length of residence	HLong	1998
Relationship to head of household	RelHoH <sup>7</sup>	1998
Relationships of household members	Relation <sup>6</sup>	2013
Accommodation type	Accom	2000
House type	HseType	2000
Flat type	FltTyp	2000
Other accommodation	AccOth	2000
Housing tenure	Tenl <sup>6</sup>	1998
Car ownership <sup>1</sup>	UseVcl <sup>3</sup>	1998
Vehicle type <sup>1</sup>	TypeVcl <sup>4</sup>	1998
Company car	PrivVcl <sup>5</sup>	1998
In employment	Wrking	1998
Training scheme	SchemeET	1998
Away from work	JbAway	1998
Own business	OwnBus	1998
Relative business	RelBus	1998
Looking for work	Looked	1998
Starting work	StartJ	1998
Inactive	YinAct	1998
Industry	IndD	1998
Job title	OccT	1998
Job description	OccD	1998
Job status	Stat	1998
Paid employment	EverWk	1998
Date of leaving last job	DtJbl	1998
Supervising employees	SVise	2001
Supervision responsibilities	SViseDesc	2001
Organisation size	EmpNo	1998
Self-employed	Solo	1998
Number of employees	SENo <sup>1</sup>	1998
Full or part time work	FtPtWk	1998
Long-term unemployed	HowLong	2004
Educational qualifications	EdAttn1	2005
Professional/vocational qualifications	EdAttn2	2005
Highest qualification	EdAttn3	2005
Internet access	OnlineN <sup>6</sup>	2013

1 Answer categories amended in 2003

2 Answer categories amended in 2011

3 Question text amended in 2004

4 This question was deleted in 2004, it has since been imputed using TypeVcl2

---

5 Question text amended in 2009  
6 Answer categories amended in 2013  
7 This question is now asked as relationships of household members

### 3.7.3 Placing the travel record and other documents

At the end of the placement interview, the interviewer placed:

- the seven-day travel record (Appendix E); and
- the mileage chart (Appendix G).

#### *The seven-day travel record*

Each individual in a household was issued with a seven-day travel record, in which they were to record details of their travel activity. There are two versions, one for adults (respondents aged 16 and over) and one for children (the young person's travel record).

The travel record was redesigned in 2007 following an extensive development study. Full details of this study are available on the Department for Transport's website.<sup>10</sup>

Each trip was recorded, and the respondent provided details of origin and destination, purpose, mode, distance travelled, time, number travelling in their party, vehicles used, tickets used and cost. In addition, the adult version of the travel record asked respondents to detail any parking costs as well as indicating whether they were a passenger or driver.

Interviewers explained to respondents in detail how to complete the travel record. They generally did this by entering the details of some typical journeys made by the respondent in the blank example pages provided, often using the respondent's previous day's journeys. Some interviewers used the **NTS definitions manual** to help describe the level and type of details required.<sup>11</sup> Since 2014 interviewers have been also provided with a list of key points to cover when placing and checking a travel diary.

Simplified pocket size diaries or **memory joggers** (see Appendix F), into which respondents could briefly note down their journeys, were placed with respondents if the interviewer felt they would be helpful. Everyone received an **NTS pen** to aid travel recording and other NTS document completion.

From September to December 2008, a slightly different design of travel record was trialled with half of the sample. The revised travel record had rows for seven journeys on days 1 to 6, rather than six, and slightly revised text to remind respondents to include short trips and short walks on day 7. This was done to examine the impact of these changes on trip reporting, following changes being observed in the diary data between 2006 and 2007. No significant effects were detected. From 2009 the revised travel record was used.

The travel record underwent a further small redesign in 2013, with the removal of the column for recording the cost of road tolls or congestion charges where applicable, and the removal of the column for recording the share of any taxi costs. In 2014 a note was added to the top of the recording pages for day 1 and day 7 to remind respondents to complete the mileage chart. A full list of changes that have been made to the travel record since 2002 can be found in Appendix A.

---

<sup>10</sup> For further detail see McGee A, Gray M & Collins D (2006), NTS Travel Record Review Stage 1; and (McGee A, Gray M, Andrews F, Legard R, Wood N and Collins D (2006) NTS Travel Record Review Stage 2

<sup>11</sup> All survey definitions are given in the NTS definitions manual, copies of which are available on request.



**Table 3.7 Seven-day travel diaries**

<b>Adult version of the diary</b> (Respondents aged 16 and over)	<b>Young person's version of the diary</b> (Respondents under 16)
<b>Days 1-6 / Days 2-7</b>	<b>Days 1-6 / Days 2-7</b>
<ul style="list-style-type: none"> <li>Purpose of journey</li> </ul>	<ul style="list-style-type: none"> <li>Purpose of journey</li> </ul>
<ul style="list-style-type: none"> <li>Time left</li> </ul>	<ul style="list-style-type: none"> <li>Time left</li> </ul>
<ul style="list-style-type: none"> <li>Time arrived</li> </ul>	<ul style="list-style-type: none"> <li>Time arrived</li> </ul>
<ul style="list-style-type: none"> <li>Origin - Where the journey started (From village/town/local area)</li> </ul>	<ul style="list-style-type: none"> <li>Origin - Where the journey started (From village/town/local area)</li> </ul>
<ul style="list-style-type: none"> <li>Destination - Where the journey ended (To village/town/local area)</li> </ul>	<ul style="list-style-type: none"> <li>Destination - Where the journey ended (To village/town/local area)</li> </ul>
<ul style="list-style-type: none"> <li>Method of travel (Car, bus, walking etc.) (Only walks that were more than one mile, or took more than 20 minutes are included)</li> </ul>	<ul style="list-style-type: none"> <li>Method of travel (Car, bus, walking etc.) (Only walks that were more than one mile, or took more than 20 minutes are included)</li> </ul>
<ul style="list-style-type: none"> <li>Distance (miles)</li> </ul>	<ul style="list-style-type: none"> <li>Distance (miles)</li> </ul>
<ul style="list-style-type: none"> <li>Time travelling (in minutes)</li> </ul>	<ul style="list-style-type: none"> <li>Time travelling (in minutes)</li> </ul>
<ul style="list-style-type: none"> <li>Number in party</li> </ul>	<ul style="list-style-type: none"> <li>Number in party (split into adults and children)</li> </ul>
<ul style="list-style-type: none"> <li>Which car/ motorcycle etc. used (if journey was made not by public transport, but by car/motorcycle etc)</li> </ul>	<ul style="list-style-type: none"> <li>Which car/ motorcycle etc. used (if journey was made by car/ motorcycle etc.)</li> </ul>
<ul style="list-style-type: none"> <li>Driver or passenger? (only if journey was made not by public transport, but by car/motorcycle etc.)</li> </ul>	
<ul style="list-style-type: none"> <li>How much paid for parking (only if journey was made by car/motorcycle etc.)</li> </ul>	
<ul style="list-style-type: none"> <li>Ticket type (Single/return/travel card etc.) (only if journey made by public transport)</li> </ul>	<ul style="list-style-type: none"> <li>Ticket type (Single/return/travel card etc.) (only if journey made by public transport)</li> </ul>
<ul style="list-style-type: none"> <li>Cost (only if journey made by public transport)</li> </ul>	<ul style="list-style-type: none"> <li>Cost (only if journey made by public transport)</li> </ul>
<ul style="list-style-type: none"> <li>Number of boardings (the number of trains/ buses etc. used to reach journey destination) (only if journey made by public transport)</li> </ul>	<ul style="list-style-type: none"> <li>Number of boardings (the number of trains/ buses etc. used to reach journey destination) (only if journey made by public transport)</li> </ul>
<b>Day 1 / 7 additional information requested</b>	<b>Day 1 / 7 additional information requested</b>
<ul style="list-style-type: none"> <li>All walks over 50 yards (including those less than one mile, or twenty minutes in length)</li> </ul>	<ul style="list-style-type: none"> <li>All walks over 50 yards (including those less than one mile, or twenty minutes in length)</li> </ul>

**Long-distance journeys**

The NTS also collects details about any long-distance journeys, defined as trips of 50 miles or more made within Great Britain. In 2006, the period for which respondents were asked about long-distance journeys was changed from three weeks to one week (in addition to the Travel Week). This change was made in order to decrease the burden on respondents and increase the reliability of the data.<sup>12</sup>

<sup>12</sup> In previous years, a long-distance journey card was left behind to be filled in by respondents, and which was collected at the pick-up interview. Removing the need to leave this card behind means that the data can be entered straight into the CAPI, and so allowing potential queries to be resolved when respondents are actually present.

---

The week for which respondents were asked about long-distance journeys was normally the seven days preceding the placement interview. In cases where the placement interview was conducted part way through the Travel Week, the seven days were instead taken to be the week preceding the start of the Travel Week.

Long-distance journeys that took place during the Travel Week were covered in the travel record. In total, a maximum of 40 long-distance journeys could be recorded during the interview.

#### ***The mileage chart***

In addition to the diaries, a mileage chart was placed at the end of the placement interview for each household vehicle. The driver was encouraged to keep this chart in their vehicle. The chart required the driver to record the milometer reading at the start and end of the Travel Week. See Appendix G for a copy of the **mileage chart**.

### **3.7.4 Short walks experiment on quarter two**

An experiment was carried out on the second quarter of the NTS 2015 on the impact of collecting information about short walks on day 1 of the travel diary, rather than day 7. This experiment followed the same methodology as the experiment carried out in 2013.

A split sample approach was used in which approximately 25% of the Quarter 2 sample received travel records with short walks recorded on day 1 of the travel week and the remainder had short walks collected on day 7 (which is the current approach). Allocation to day 1 or day 7 short walk collection was at point (or assignment) level, so an interviewer's full sample would be either all day 1 or all day 7 short walk recording.

Interviewers who were assigned a point which required short walks to be recorded on day 1 were briefed by telephone on any relevant changes to fieldwork procedures. These were mainly administrative, such as handing out the diaries and memory joggers designed to collect short walks on day 1 and checking of short walks at the pick-up visit. Data for the day 1 and day 7 sample was processed consistently, with no alterations to coding or editing instructions.

### **3.7.5 Length of the placement call**

The average length of the placement call (that is, the placement interview plus the time taken to place and explain the various documents) was 47.3 minutes in 2015. The time it takes to do a placement interview varied according to household size (see Table 3.8).

**Table 3.8 Mean length of placement call (mins) by household size in 2015**

Number of people	Mean length	Base	Mean length	Base	Mean length	Base
	2013 (England)		2014 (England)		2015 (England)	
1	32.9	2,135	34.2	2,022	34.3	2073
2	45.8	2,848	47.6	2,721	48.5	2790
3	50.3	1,277	51.4	1,138	52.6	1148
4	55.9	1,008	55.0	1,047	57.1	1049
5	58.4	395	58.3	354	60.1	361
6	63.4	136	60.9	107	66.9	110
7	63.0	34	58.3	43	58.2	33
8	73.8	10	46.4	9	52.5	15
9	67.4	5	61.3	4	78.3	3
10	77.5	2	85.2	6	91.0	1
All	45.4	7,850	46.4	7,451	47.3	7,583

### 3.8 The reminder call

Once the travel record had been placed, the next stage was to remind the household to start recording their journeys on the date allocated to them. Interviewers did this either by sending a **reminder card**, or by making a **reminder phone call** one or two days before the start of the Travel Week. See Table 3.9 for details of reminder calls and the sending of reminder cards in 2015.

**Table 3.9 Proportion of productive households where a reminder was conducted**

	Fully co-operating	Partially co-operating	Total
<b>2015 (England)</b>	%	%	%
Reminder phone call	58	47	57
Reminder card sent	13	13	13
No reminder card or phone call	29	40	30
<i>Base (households)</i>	7005	578	7583
<b>2014 (England)</b>			
Reminder phone call	54	41	53
Reminder card sent	14	11	14
No reminder card or phone call	32	48	33
<i>Base (households)</i>	6,900	551	7,451
<b>2013 (England)</b>			
Reminder phone call	55	44	54
Reminder card sent	17	13	17
No reminder card or phone call	28	43	29
<i>Base (households)</i>	7,282	568	7,850

Reminder phone calls were generally short, lasting 3.5 minutes on average in 2015 (in line with 3.1 minutes in 2014 and 2.8 in 2013). Interviewers were instructed to make the call when they were particularly concerned about the household's commitment to filling in their travel diaries, or when there was a gap of several days between the placement call and the Travel Week.

### 3.9 The mid-week check call

Interviewers also had the option of conducting a call half-way through the Travel Week, in order to encourage and help respondents with any difficulties they might be having filling out their travel diaries. This could be either a phone call or a personal visit and was at the interviewer's discretion, although they were strongly encouraged to conduct a face-to-face check for elderly participants. The proportion and type of mid-week checking calls conducted are shown in Table 3.10.

In 2015 80% of households had a mid-week check, compared with 78% in 2014 and 79% in 2013.

Table 3.10 Proportion of productive households where a mid-week check conducted			
	Fully co-operating	Partially co-operating	Total
	%	%	%
<b>2015 (England)</b>			
Mid-week check conducted by phone	50	39	49
Mid-week check conducted in person	32	25	31
No mid-week check	18	36	20
<i>Base (households)</i>	<i>7005</i>	<i>578</i>	<i>7583</i>
<b>2014 (England)</b>			
Mid-week check conducted by phone	52	38	51
Mid-week check conducted in person	28	19	27
No mid-week check	19	43	21
<i>Base (households)</i>	<i>6,900</i>	<i>551</i>	<i>7,451</i>
<b>2013 (England)</b>			
Mid-week check conducted by phone	52	41	51
Mid-week check conducted in person	29	19	28
No mid-week check	19	39	20
<i>Base (households)</i>	<i>7,282</i>	<i>568</i>	<i>7,850</i>

As shown above, in 2015 the majority of fully productive households received a mid-week check, either by phone or face-to-face. Partially co-operating households were less likely to receive one. This is likely to be because interviewers would not conduct a check for those who refused the travel record directly after the placement interview. The mid-week check call lasted 4.7 minutes on average in 2015 (compared with 4.3 minutes in 2014 and 2013).

## 3.10 The pick-up call

At the end of the Travel Week, the interviewer called at the household (generally within a few days) to pick up and check the Travel Diaries and to carry out another much shorter interview, known as the **pick-up interview**. The topics covered by this interview are shown in Table 3.11:

Table 3.11 Pick-up interview topics

HOUSEHOLD	INDIVIDUAL	VEHICLE
New vehicles acquired since placement	New driving licences acquired since placement	Mileage details
Disposal of vehicles recorded at placement	New season tickets acquired since placement	

At pick-up, the mileage chart was collected and the details transferred into the CAPI questionnaire either during the interview or later on by the interviewer at home.

Before 2013, if all household members had completed a travel record and the placement questionnaire was complete, the household was issued with a **promissory note** which informed them of the number of **£5 gift vouchers** they would receive. These vouchers would then be sent to them by the Operations Department. Since 2013, respondents were instead given a **gift card** by interviewers during the pick-up call. Interviewers explained to respondents that the giftcard would be activated by the office within two working days.

The pick-up interview could be done either on the laptop, or using a paper questionnaire which was transferred into the CAPI questionnaire by the interviewer afterwards or by the operations team when paperwork was returned to the office.<sup>13</sup>

On average, the pick-up call (including the interview and checking the travel records) lasted 15.5 minutes for fully productive households in 2015. This call was made within six days of the end of the Travel Week.

The mean length of the pick-up interview reported here is calculated using the amount of time entered by the interviewer into the CAPI program. Although the length of pick-up is also calculated within the CAPI programme, this is not a reliable source because the pick-up interview is sometimes conducted on paper with the interviewer entering the information into the program at home. In previous technical reports, the pick-up length has not been calculated in a consistent manner. The pick-up interview lengths shown in Table 3.12 replace those in previous NTS technical reports and are based on the interviewer-reported length.

<sup>13</sup> A paper version of the pick-up questionnaire was introduced in 2002 to enable interviewers do the pick-up interview on the doorstep where respondents were unwilling to let them into the property again.

Table 3.12 Mean length of pick up interview in minutes, from 2002 to 2014

Year	Fully co-operating	Fully and partially co-operating
2015	15.5	15.3
2014	15.4	15.3
2013	15.1	15.0
2012	15.9	15.7
2011	16.4	16.3
2010	16.0	15.9
2009	16.4	16.2
2008	16.2	16.0
2007	16.6	16.4
2006	16.3	16.1
2005	18.6	18.5
2004	19.0	18.7
2003	18.6	16.3
2002	18.4	18.0

### 3.11 Gazetteer

A new placename gazetteer was introduced in 2007.<sup>14</sup> The new gazetteer holds a much more complete list of locations in Great Britain which is based on 1km grid references.

During the interview and the data checking stage, the CAPI and Diary Entry System uses the gazetteer's grid references to calculate reasonably precise distances between each named location using checks based on straight line distances. For trips of 15 miles or over, respondents' estimates of distance are flagged for checking if they are not between 0.75 and 1.75 as the crow fly miles at the data processing stage. Discrepancies in distance estimates are not flagged where respondent and crow fly miles are both below 15 miles. (Up to 2006, when the previous gazetteer was used, distance checks were based on minimum and maximum distances for a journey within a county or between any pair of counties. These checks were therefore less sensitive than the current checks.)

### 3.12 Outcome coding

Interviewers were required to assign an outcome code to every address in their assignment. The range of possible fieldwork outcomes is shown in Table 3.13.

The fully and partially co-operating codes (11-13 and 24-26) were automatically computed by the CAPI questionnaire. (These fieldwork outcome codes are different to the participation categories that are used for the purposes of weighting.) For a household to be classed as fully co-operating, the placement interview had to be fully completed and filled in travel diaries had to be collected for all household members. To be classed as fully completed, the placement interview needed the household section, all individual interviews (whether in person or by proxy), and at least one vehicle section (if applicable) to be completed. If some

<sup>14</sup> The gazetteer is used to code the location of where respondents work and the origin and destination of any long-distance journeys during the CAPI interview. It is also used to code the location of journeys made in the travel record using the Diary Entry System.

household members were interviewed but full travel diaries were not gained from everyone, the household was coded as partially productive.

**Table 3.13 NTS outcome codes**

<b>Outcome</b>	<b>Code</b>
<b>FULLY CO-OPERATING</b>	
Fully productive: All desired respondent(s) in person	11
Fully productive: Partly by desired respondent(s), partly by proxy	12
Fully productive: By proxy	13
<b>PARTIALLY CO-OPERATING</b>	
Partial productive: Desired respondent(s)	24
Partial productive: Partly by desired respondent(s), partly by proxy	25
Partial productive: By proxy	26
<b>NON-CONTACT</b>	
No contact with anyone at address	31
Contact made at address, but not with member of selected household / responsible adult	32
Contact made at selected household but not with any responsible member	33
<b>REFUSAL</b>	
Office refusal	41
Contact made but information refused about number of HHS or DUs	42
Refusal at introduction/before interview / proxy refusal	43
Refusal during interview	44
Broken appointment – no recontact	45
<b>OTHER UNPRODUCTIVE</b>	
Illness at home during survey period	51
Absence from home/in hospital all survey period	52
Physical or mental incapacity	53
Language difficulties	54
OFFICE APPROVAL ONLY - Lost productive	55
Interview completed but respondent requested deletion	56
OFFICE APPROVAL ONLY - Other unproductive	59
<b>UNKNOWN ELIGIBILITY</b>	
OFFICE APPROVAL ONLY - Not attempted	61
OFFICE APPROVAL ONLY – Inaccessible	62
OFFICE APPROVAL ONLY - Unable to locate address	63
Unknown whether address contains residential housing – no contact made	64
Residential address – unknown whether occupied by eligible household – no contact	65
Other unknown eligibility	69
<b>INELIGIBLE/DEADWOOD</b>	
Not yet built/under construction	71
Demolished/derelict	72
Vacant/empty	73
Non-residential address e.g. business, school, office factory etc.	74
Address occupied, no resident household e.g. holiday or weekend home	75
Communal Establishment/Institution (no private dwellings)	76
Residential, but no eligible respondent (e.g. no-one aged 16 and over)	77
OFFICE USE ONLY - Address out of sample	78
Other ineligible	79
Unknown whether address contains residential housing – info refused	81
Contact made but not with someone who could confirm whether occupied/residential	82
Residential address, unknown whether occupied by eligible hholds/persons – info refused	83
Unable to confirm eligibility due to language difficulties	85
Other unknown eligibility	89

---

The household was coded as partially co-operating if any of the following applied:

- The household section of the placement questionnaire was not completed
- Anyone was coded as 'not available' for the individual section
- No vehicle questionnaire sections were complete (if applicable)
- Travel records were not collected for all household members at pick-up
- Any of the travel records were incomplete (e.g. missing days)

### 3.13 The £5 gift voucher incentive

In 2002 an experiment to test the effect of offering incentives to NTS sample members was conducted from the beginning of the July 2002 quota until the end of the December 2002 quota.<sup>15</sup> This experiment found that offering an incentive did significantly increase the likelihood of gaining full household co-operation. At the end of 2002, it was decided that the incentive payment would be offered as a part of the NTS survey for 2003 onwards.

Interviewers gave each household a signed **promissory note** if all household members had completed the placement interview and completed a travel record. These notes promised the delivery (by post) of £5 vouchers by the Operations Department. Interviewers then sent their copy of the promissory note to the Operations Department. On receipt of the signed promissory notes, the Travel Diaries were inspected, and high street vouchers were sent to the household if the documents met the specified criteria of completeness.

#### *The 2009 incentive experiment*

Following a period of lower than usual response rates during 2008, an incentive experiment was conducted on NTS using the sample issued in May to October 2009. The purpose of this incentive experiment was to review the impact of higher value incentives and different incentive structures on response, potential non-response bias and data quality.

Two alternative incentive structures were tested alongside the current incentive structure:

- An unconditional £5 voucher with advance letter plus £10 voucher per person if the household is fully productive.
- An unconditional £5 voucher with advance letter plus £5 voucher after completion of CAPI interview, plus £5 voucher per person if the household is fully productive.

Neither of the higher value incentive structures trialled in this experiment achieved a significantly higher response rate than the pre-existing incentive structure. There was also little difference between the incentive options in terms of the composition of the achieved sample or the quality of the data collected. In light of these findings, no changes to the incentives structure were recommended.

---

<sup>15</sup> See section 3.12 in the 2002 NTS Technical report, and Stratford et al. (2003), Incentives experiment report both available on request from DfT



## 3.14 Response rates

Tables 3.14 - 3.17 show the national response rates for 2015, as well as the Inner and Outer London and National (excluding London) response rates for the same periods. The overall response rate in 2015 was 61% but this was lower in Inner London (43%) and Outer London (56%), and higher in the rest of the country (62%).

Table 3.14 NTS National response rates in 2015 (England)

	Achieved Sample Rate		Standard Response Rate
	Number	%	%
Set sample	12,852		
Ineligible/deadwood	1,285	10	
Unknown eligibility	93	1	
Eligible households <sup>16</sup>	11,558		100
<b>Fully co-operating</b>	<b>7,005</b>	<b>55</b>	<b>61</b>
Partially co-operating	578	4	5
Refusal to co-operate and other unproductive	3,319	26	29
Non-contact	572	4	5

Table 3.15 NTS Inner London response rates in 2015

	Achieved Sample Rate		Standard Response Rate
	Number	%	%
Set sample	918		
Ineligible/deadwood	154	14	
Unknown eligibility	15	2	
Eligible households	784		100
<b>Fully co-operating</b>	<b>339</b>	<b>37</b>	<b>43</b>
Partially co-operating	54	6	7
Refusal to co-operate and other unproductive	270	29	36
Non-contact	108	12	14

Table 3.16 NTS Outer London response rates in 2015

	Achieved Sample Rate		Standard Response Rate
	Number	%	%
Set sample	1,241		
Ineligible/deadwood	114	9	
Unknown eligibility	10	1	
Eligible households	1,126		100
<b>Fully co-operating</b>	<b>632</b>	<b>51</b>	<b>56</b>
Partially co-operating	59	5	5
Refusal to co-operate and other unproductive	360	29	33
Non-contact	66	5	6

<sup>16</sup> The number of eligible households is estimated by assuming that the proportion eligible among those of 'unknown eligibility' is the same as the proportion known to be eligible among the rest of the sample.

Table 3.17 NTS England excluding London response rates in 2015

	Achieved Sample Rate		Standard Response Rate
	Number	%	%
Set sample	10,693		
Ineligible/deadwood	1,017	10	
Unknown eligibility	67	1	
Eligible households	9,670		100
<b>Fully co-operating</b>	<b>5,982</b>	<b>56</b>	<b>62</b>
Partially co-operating	463	4	5
Refusal to co-operate and other unproductive	2,723	25	29
Non-contact	441	4	5

As mentioned in section 2.4, the NTS oversamples Inner and Outer London with the aim of achieving responding sample sizes that reflect the regional distribution without the need for corrective weighting. The degree of oversampling in 2014 was based on estimates of differences in response rates between Inner London, Outer London and the rest of England.

From 2006 onwards, weights were introduced in order to correct for non-response (see Section 5 for a detailed description of the weighting). Data back to 1995 have been weighted retrospectively.

### 3.15 Back-checking and quality control

Like all NatCen projects in the field, the NTS was backchecked to ensure that interviewers were working to the standards to which they were trained and in accordance with the specific project requirements on which they were briefed.

A minimum of 10% of the total productive interviews were backchecked, the majority (usually 90%) by telephone but where this was not possible (usually 10%) by letter. If the responses received indicated significant deviations from the standards set, a supervisor was asked to revisit the address(es) concerned personally. Backchecking was carried out usually within 2 weeks, and always within 4 weeks, of the interview date.

All interviewers working on the NTS are also subject to twice yearly supervisions (one of which is a review supervision) to confirm that they are working to the highest standards.

---

## 4 DATA PROCESSING

### 4.1 Diary coding and entry

After collection and brief checking by interviewers, the seven-day travel diaries were returned to NatCen's Operations Department where they were entered into the Diary Entry System (DES) by a team of editors. Before data was entered, the editors checked each diary thoroughly to ensure that sufficient information was supplied (e.g. that place names were detailed enough and that all return trips were recorded). If data was missing or there were inconsistencies, the interviewer was contacted by phone. The coding of data items such as journey purpose, origin and destination, method of travel, ticket type etc. took place as the data were entered into the system.

The DES is a supplementary system to the National Travel Survey. It is used for the entry and validation of data entered by respondents into their Travel Diaries. The data entered are stored in a SQL server database 'NTS\_Diary'. The software was developed using Visual Basic version 5. Basic details of diaries received by the office are recorded using the Diary Receipt program, which is also used to record a batch number.

Once recorded as 'received' into the office, travel record data were entered using the DES program. This also has a number of subsidiary screens for displaying relevant information to assist data entry and to enter further data specific to day 1 or 7 only, depending on which short walk sample the respondent belonged to. A screen to create journey details as a repeat or a duplicate of another journey is also provided.

An export facility, which was developed using the software Quantum, then transforms all the travel record data entered for a wave into text files. Following the export of the data, the text files were processed outside the DES. An edit checking program was run on the files to do a comprehensive set of consistency checks, with a report being produced. The DES was used to rectify any validation errors reported and the data re-exported. In previous survey years, the data was passed to the survey's sponsor, the DfT, once data cleaning processes were complete. However, in 2013 data file production, variable derivation and imputation became the responsibility of NatCen so post-processing was carried out before data delivery to the DfT (Section 4.5).

### 4.2 Editing the travel record data

Two extensive sets of checks were run on the travel record data. First, certain checks were applied in the DES as the travel record data were entered. These checks were put in place in order to catch keying errors and implausible or impossible data combinations. The editor either dealt with these errors immediately or, if they could not resolve them, they referred them to an experienced supervisor.

Once the data were entered and coded, a second set of checks was run on the data. These checks looked for inconsistencies with the CAPI data (for example, a household with no car saying they used their own car for a journey). The CAPI data were checked and, if appropriate, either these or the travel record data were altered.

---

## 4.3 Geocoding of address data

Up to 2001, the only information recorded on travel diaries about the origin and destination of journeys was the name of the town, village or local area. However, in 2002 and for subsequent survey years up to and including 2007, respondents were required to provide more details. For day 7 only, respondents were asked the full address (including the postcode if they knew it) for the origin and destination of their journeys.

This assignment of a postcode to the origin and destination of journeys was to enable further analysis of the NTS data, as it allows other coding to be applied. However, the decision was made to drop the collection of postcode data in the travel diaries in 2008 in the interests of reducing respondent burden.

## 4.4 Coding and editing the CAPI questionnaire data

### 4.4.1 Examining notes

If a query or problem arose during the interview, interviewers could use a function within the Blaise CAPI programme to open a 'memo' to record it. At the Operations Department, these notes were printed on paper factsheets for each household, and one of the tasks of the CAPI coders was to examine them and see whether any action needed to be taken as a result of the message.

### 4.4.2 Back-coding other answers

The next task of the CAPI coders was to examine cases where a respondent had given an 'other answer' to some of the pre-coded questions. During an interview, if none of the pre-codes was felt to apply to a particular question, the response would be recorded verbatim by the interviewer. All such answers were examined by coders and back-coded to one of the existing codes if applicable.

### 4.4.3 SOC & SIC coding

The occupation and industry of respondents aged 16 and over was coded using the Standard Occupational Classification (SOC2010) from 2011 and Standard Industrial Classifications (SIC2007) from 2010. The National Statistics Socio-economic Classification (NS-SEC) was derived from SOC2000 and employment status, and was used as a social class measure. Details of the classifications are set out in Table 4.1 - Table 4.3.

**Table 4.1 Standard Occupational Classification 2010 (SOC 2010)**

<b>Description</b>	<b>Code</b>
Corporate managers and directors	11
Other managers and proprietors	12
Science, research, engineering and technology professionals	21
Health professionals	22
Teaching and educational professionals	23
Business, media and public service professionals	24
Science, engineering and technology associate professionals	31
Health and social care associate professionals	32
Protective service occupations	33
Culture, media and sports occupations	34
Business and public service associate professionals	35
Administrative occupations	41
Secretarial and related occupations	42
Skilled agricultural and related trades	51
Skilled metal, electrical and electronic trades	52
Skilled construction and building trades	53
Textiles, printing and other skilled trades	54
Caring personal service occupations	61
Leisure, travel and other personal service occupations	62
Sales occupations	71
Customer service occupations	72
Process, plant and machine operatives	81
Transport and mobile machine drivers and operatives	82
Elementary trades and related occupations	91
Elementary administration and service occupations	92

**Table 4.2 Standard Occupational Classification 2007 (SOC 2007)**

Description	Code
Agriculture, forestry & fishing	A
Mining & quarrying	B
Manufacturing	C
Electricity, gas, steam and air conditioning supply	D
Water supply; sewerage, waste management and remediation activities	E
Construction	F
Wholesale & retail trade; repair of motor vehicles & motorcycles	G
Accommodation and food service activities	H
Transport and storage	I
Information and communication	J
Financial and insurance activities	K
Real estate activities	L
Professional, scientific and technical activities	M
Administrative and support service activities	N
Public administration & defence; compulsory social security	O
Education	P
Human health & social work activities	Q
Arts, entertainment and recreation	R
Other service activities	S
Activities of households as employers; undifferentiated goods and services producing activities of households for own use	T
Activities of extra-territorial organisations & bodies	U

**Table 4.3 National Statistics Socio-economic Classification (NS-SEC) analytic classes**

Description	Code
Large employers and higher managerial occupations	1.1
Higher professional occupations	1.2
Lower managerial & professional occupations	2
Intermediate occupations	3
Small employer & own account workers	4
Lower supervisory & technical occupations	5
Semi-routine occupations	6
Routine occupations	7

#### 4.4.4 Registration number checking

Since 2002, respondents to the NTS have been asked to give the registration number of all household vehicles. The reason for this is that the more technical information about a vehicle (for example, type of fuel used, engine size, and taxation class) can be gained through the DVLA database of vehicles, rather than having to ask respondents directly. It was felt that information gained in this way would be more accurate and would mean a shorter interview. If the respondent refused to give the registration number, then questions about engine size etc. were asked directly in the interview.

---

On the whole, respondents were willing to give their registration number – they were collected for 79% of vehicles in 2015. These are routinely passed to the DfT who check whether the registration numbers provided are valid. Sometimes the numbers supplied by respondents did not match any number on the DVLA database, or if there was a match, the vehicle make and model details on the database for that registration number were different from the details that the respondent had provided.

The reason for any discrepancies was investigated by re-contacting the respondents and confirming the registration number with them. Errors by interviewers accounted for some of the inaccuracy, for example transposition of digits and confusion of similar-sounding letters. In other cases, the respondent had not remembered the registration number accurately.

In 2015, in 14% of cases with an unrecognised registration number, the respondent confirmed that the registration number was actually correct. Often these were new vehicles and it seems likely that the DVLA database extract used by DfT did not yet include their details (since the DVLA database extract is updated quarterly). The registration numbers were rerun at the end of the survey year to collect details for those vehicles which were not included on the earlier DVLA data extracts. In addition, each month, members of the operations team attempted to recontact all those respondents where the registration number appeared inaccurate. They succeeded in getting a new registration number in 57% of cases with unrecognised registration numbers in 2015.

#### **4.4.5 Vehicle coding**

Up until 2012, for each vehicle, the length of the vehicle and the size of the fuel tank were coded. Unfortunately, neither of these details are available from the vehicle logbook or the information held by DVLA. Instead, within the vehicle section of the Blaise questionnaire, a database containing information obtained from car manufacturers or motoring magazines about the vehicle length and fuel tank size for different makes and models was used to code this information. This is referred to as the car-coding frame. And because car manufacturers sometimes vary the size of fuel tank fitted to a particular model depending on the year it was manufactured, the coding frame was broken down by year of manufacture.

The collection and coding of fuel tank size was discontinued in 2012.

#### **4.4.6 Distance checks and area coding**

From 2002 to 2006, inter-county distance checks were done between origins and destinations recorded in the travel diary and for long-distance journeys recorded in the Individual interview. For each place name coded the associated county was read in from a look up file. These checks which had been developed by DfT, were flagged to interviewers during the editing stage at NatCen.

From 2007 onwards a fuller gazetteer of place names was introduced. The new gazetteer has grid references associated with each place name so the crude county level distance checks were replaced by checks based on Euclidean (i.e. straight line) distances.

If a distance between two places seemed implausible, coders were instructed to check the distance by using an atlas or web-based distance estimator (such as the RAC site). If they were able to estimate a more plausible distance (and there were no notes from interviewers explaining that, for example, the respondent took a detour), then they altered the distance.

---

Sometimes, it was not the distance that was incorrect but the origin or destination that had been incorrectly coded, for example when two or more towns share the same name in parts of the country. In these instances, editors referred to the long-distance journey record or checked with interviewers, and corrected the coding as appropriate.

Where the place visited was not listed on the gazetteer used in the CAPI questionnaire, they were instructed to code it to the nearest place listed that was within the same local authority.



## 4.4.7 Data conversion

The data were organised into levels: households, individuals, vehicles, long-distance journeys made in the seven days before the placement interview or the Travel Week, whichever date was the earliest, days within the Travel Week, journeys made during the Travel Week, and the stages of these journeys (see Table 4.4). Data was delivered in CSV format at 10 different levels. The following table shows the data levels and the CSV files supplied at each level:

CSV data file(s) supplied	Data	Level
PSU	PSU level variables	PSU (primary sampling unit)
HHOLD	Variables provided for productive HHs only	Household
HH	Variables provided for all identified HHs	Household
VEHICLE	Vehicles	Vehicle
PER1 PER2 PER3 PER4	Individuals To remain within the file size limit for CSV files the PERSON variables are split between four files for data supply	Individual
TICKET	Tickets	Ticket
LDJ	Long-Distance Journeys	LDJ
DAY	Days	Day
JOURNEY	Journeys	Journey
STAGE	Stages	Stage

The missing value scheme is uniform throughout and employs three minus values:

- -10 Used as a placeholder for questions which are no longer asked in the survey
- -9 Signifies 'not applicable', i.e. when data are expected to be absent because filter conditions that apply are not met. ('Off route' in Blaise). This is 'DNA' in the database.
- -8 Signifies 'non response' for whatever reason when filter conditions are met. The distinct values in Blaise for 'don't know' and 'refused' are thus combined into a single missing value. This is 'NA' in the database.

SPSS data sets at each level including all variables were also supplied to DfT.

## 4.5 Post-processing

### 4.5.1 Creating the NTS database

The edited survey data was prepared for analysis and reporting before being delivered to DfT. This section outlines the protocols followed during post-processing based on methods and scripts originally created by DfT.

The data for the survey year was imported into an annual database where a series of processing tasks were carried out to prepare the data for analysis. The database was divided into separate sections as follows:

Name	Purpose
Data	For importing questionnaire data
Param	For parameterising data
DVLA	For processing data from the DVLA database
Imptn	For imputing data
Weights	For importing the weighting data
Random	For storing random numbers used in imputations

In addition to creating the NTS annual database, two across-years databases were added to or amended as required: the NTS\_Info database which stores information such as Retail Prices Index (RPI), school & bank holiday data and SMMT vehicle segment codes, and the NTS\_Lookup database that stores each of the look up tables that are used to attach description labels during analysis.

### 4.5.2 Importing the questionnaire data into tables

The metadata documents were used to create SQL scripts to import the questionnaire data into the NTS annual database. A script was created for each analysis level of the database (PSU, Household, Vehicle, Individual, LDJ, Trip & Stage) and for each multi-coded question. This stage was automated using SQL Server Integration Services (SSIS), which creates the tables and imports the data files without the need for user intervention.

Each record of each table was assigned a unique identifier during the import process. Once the import was complete the identifiers were cascaded down to the lower levels, allowing tables to be linked using a single identifier field.

### 4.5.3 Parameterisation

Parameterisation is the process of converting variables into a format that is more useful for analysis. Before the parameterisation routines were run, year-on-year changes to variables were identified and the routines amended to deal with the changes. Updates to the routines were reflected in the post-processing documentation. The majority of the variables were passed unprocessed into the parameterised tables. For the remainder a number of different transformations were applied, such as:

- i) Creating a banded version of continuous variables;
- ii) Combining several variables into a single analysis variable; and
- iii) Creating summary variables.

Some variables that were parameterised were themselves used in the construction of subsequent variables, so these were created first. This stage was also automated using SSIS to run the parameterisation scripts in the required order. The relationship between the data in the import and parameterisation tables was recorded in the dependency documentation.

As part of this process, data from the DVLA database was linked to vehicles for which a registration mark was provided.

#### 4.5.4 Imputation

Several variables underwent an imputation process where missing values were derived by looking at other known data. Again, this stage of the post-processing was automated using SSIS, which ran the imputation routines in a specific order due to the dependencies between variables. A variety of techniques were used in the imputation routines. Each routine was documented individually giving details of the methods used. Some routines required the use of random numbers to determine how cases should be allocated. These routines used random number tables that were created at the beginning of the process and retained, so that the results would be repeatable should the imputations need to be carried out again.

#### 4.5.5 Adding weights

The weighting data was imported into the NTS annual database. Each set of weights was imported into a separate table as follows:

Name	Level	Table
Interview sample weights	Household	Weights.Interview Sample
Fully responding weights	Household	Weights.FC Sample
Long-distance journey weights	LDJ	Weights.LDJ
Short walk weights	Trip	Weights.Short Walks
Diary drop off weights	Trip	Weights.Diary

## 4.5.6 Creating trip and stage numerics

To enable analysis of trip and stage level data with the correct handling of short walks and series of calls, the following grossing factors were attached to the trip and stage imputation tables:

Table	Variable	Description
Imptn.Stage	SSXSC	No. of stages, grossed for short walks, excluding 'series of calls' trips
Imptn.Stage	SD	Stage distance travelled, grossed for short walks
Imptn.Stage	STTXSC	Travelling time grossed for short walks, excl. 'series of calls' trips
Imptn.Trip	JJXSC	No. of trips, grossed for short walks, excluding 'series of calls' trips
Imptn.Trip	JD	Trip distance travelled, grossed for short walks
Imptn.Trip	JOTXSC	Overall trip time, grossed for short walks, excl. 'series of calls' trips
Imptn.Trip	JTTXSC	Travelling time, grossed for short walks, excluding 'series of calls'

## 4.5.7 Combining long-distance journey data

Due to the infrequency of longer distance trips, additional long-distance journey (LDJ) data is collected for the week preceding the placement interview. To allow analysis of all long-distance trips, these LDJ trips were combined with those trips over 50 miles from the diary data into a single table.

## 4.5.8 Creating household income semi-deciles and quintiles

To allow analysis of trip behaviour by income on a comparable basis, households were categorised into income bands based on a measure of household affluence known as real household income equivalence. This adjusts a household's stated income so that the household's size and composition are taken into account. This adjustment was carried out using a measure called the McClements Scale.

Incomes were also adjusted for inflation to facilitate analysis across time periods.

To adjust for inflation the equivalised income was multiplied by the RPI value from the month the interview was carried out.

The conversion from household income band to value used the median values from the household income bands of the 2014/15 Family Resources Survey.

## 4.5.9 Adding holidays data

The holidays database was extended to incorporate dates up to the end of February 2016, using data supplied by DfT. In previous years this data was provided for each local authority, but this level of detail is no longer available. Consequently the school holiday dates for 2016 represent the national average.

A code to indicate holiday status (i.e. weekend, bank holiday, school holiday or term time) was then added to each day record in the annual NTS database to enable analysis of trip data by travel day type.

---

## 4.5.10 Adding concessionary travel data

The following variables from the DfT's latest annual concessionary travel survey were added to the NTS\_Info database for each Local Authority:

Variable	Description
ConcTravElig	Eligibility for elderly person concessionary travel scheme
ConcTravFare	Type of bus fare concession
ConcTravTimes	Times offered for concessionary bus travel
ConcTravAreas	Areas offered for concessionary bus travel
ConcTravOther	Any other concessions offered to elderly people
ConcTravModes	Any additional modes offered to elderly people (multi-coded)

These variables were then appended to the records of the Household table of the annual NTS database using the Local Authority code to link to the relevant data.

## 4.5.11 Adding SMMT data

The latest car market segment codes provided by the Society of Motor Manufacturers (SMMT) were appended to the NTS\_Info database. This allows the each vehicle to be classified into one of nine bands. This information was then matched to each vehicle in the NTS annual database using the make and model codes obtained from the DVLA database.

---

## 5 WEIGHTING

### 5.1 Introduction

Following a recommendation in the 2000 National Statistics Quality Review of the NTS, a strategy for weighting the NTS data to reduce the effect of non-response bias was developed using NTS data for 2002. The weighting methodology was published in 2005, together with a report showing comparisons between weighted and unweighted data for 2002. The methodology was subsequently revised slightly and applied to data back to 1995. The revised methodology, together with a report comparing weighted and unweighted trend data from 1995 to 2004 was published in 2006. These reports are available from DfT. As well as adjusting for non-response bias, the weighting strategy also adjusts for the drop-off in the number of trips recorded by respondents during the course of the Travel Week.

The weighting strategy was reviewed in 2013 (in advance of the NTS 2013 weighting) using data from the NTS 2012 survey.<sup>17</sup>

Note that an experiment on the reporting of short walks was carried out on Quarter 2 of NTS 2015 which meant that some of the sample (in April, May and June) was removed from the analysis dataset. The weighting for NTS 2015 has had to be adapted slightly to allow for this (Section 5.3.1).

### 5.2 The interview sample weights

The interview sample weights were developed to be used for analyses of all participating households with completed individual interviews for all household members (either in person or by proxy), regardless of the amount of travel diary information collected. We refer to this sample as the 'interview sample'. In 2015, the number of households included in the interview sample was 7,564 and the number of individuals and vehicles covered were 18,071 and 9,353 respectively.

The approach for generating weights for the interview sample was to:

- Generate the weights ( $w_1$ ) for the selection of the dwelling unit and/or household at the sampled address (if sampling was required) (Section 5.2.1).
- Produce weights for household-level non-participation ( $w_2$ ) (Section 5.2.2).
- Select the participating households.
- Generate weights for the exclusion of participating household at which not every individual completed the interview ( $w_3$ ) (Section 5.2.3).
- Select the interview sample households.
- Compute the composite weights for selection and participation with the interview survey,  $w_5 = w_1 \times w_2 \times w_3$ .
- Generate calibration weights ( $w_{int}$ ) which adjust the household/individuals in the interview sample to known household population estimates for age/sex and region, using the final composite weights ( $w_5$ ) as initial estimates (Section 5.2.4).

---

<sup>17</sup> Morris, S, et al. (2014). National Travel Survey 2013 Technical Report.

- 
- The calibration weights (wt\_int) were then the final weights for households, individuals and vehicles in the interview sample.

### 5.2.1 Selection weights for multiple dwelling units and households

At addresses at which more than one dwelling unit or household is identified, there is a defined procedure for selecting the dwelling units and households to be included (Section 2.7).

Most addresses consist of a single dwelling unit and for these no selection is required. For the relatively few addresses (<1%) that contain more than one dwelling unit, interviewers list the dwelling units identified (on the Address Record Form) and randomly sample one of them. This selection needs to be corrected by applying an appropriate selection weight, otherwise dwelling units at split address would be under-represented in the final sample. The dwelling unit weight (wDU) was calculated to be equal to the number of dwelling units identified at the address.

An adjustment also needs to be made for addresses/dwelling units that contain more than one household. Again, where more than one household is identified, the interviewer lists the households and selects one at random. A household selection weight (wHH) is calculated as the number of households identified at the address/dwelling unit.

The dwelling unit and household weight are then combined ( $w_1 = wDU \times wHH$ ) to give the composite household/dwelling unit selection weight.<sup>18</sup>

### 5.2.2 Weighting for household participation

The aim of the household participation weights is to attempt to reduce bias caused by systematic differences between the households that participated (i.e. for which a household interview was obtained) in the NTS and those that did not. To generate the non-response weights, a logistic regression model was fitted with whether or not an eligible household participated as the outcome measure and terms associated with household participation as the covariates.<sup>19</sup> From this model, the predicted propensity to participate was estimated for each household. The weights for household participation ( $w_2$ ) were calculated as the reciprocal of these propensities.

The model for household participation is shown in Appendix K – items in the model were: region, Acorn group, an urban/rural measure (ru11ind), the month that the address was issued for the NTS (this is to allow for seasonal bias), and the accessibility measure of 'distance to railway station'. This model was developed based on analysis of the NTS 2002 (see Pickering et al., 2006) and was reviewed for the NTS 2013 weighting.<sup>20</sup>

### 5.2.3 Weighting for the removal of households with missing individual interviews

The aim of these weights is to reduce the bias from the removal of households that did not have a completed individual interview for all household members. The proportion of

---

<sup>18</sup> The selection weight  $w_1$  was trimmed at 4 to avoid a small number of very high weights which would inflate the standard errors, reduce the precision of the survey estimates and cause the weighted sample to be less efficient.

<sup>19</sup> All non-response models were fitted unweighted, as a result of the weighting review.

<sup>20</sup> Morris, S, et al. (2014). National Travel Survey 2013 Technical Report.

---

households that did not have a complete individual interview for all household members was small. Therefore it was decided to base the weights solely on the size of household, the main predictor of complete household participation. To generate the weights, a logistic regression model was fitted which included the size of the household<sup>21</sup> as the only covariate. The weights ( $w_3$ ) were again calculated as the reciprocal of the propensities (for having complete individual interviews for all household members) estimated from this model.

## 5.2.4 Calibration weighting

The final stage of the weighting procedure for the interview sample was to adjust the weights using calibration weighting (Deville & Sarndal, 1992<sup>22</sup>) in Stata. Calibration weighting adjusts the weights so that characteristics of the weighted achieved sample match population estimates. This reduces (but does not completely remove) any residual non-response bias and (less so) any impact of sampling and coverage error.

One of the advantages of calibration weighting is that it generates household-level weights that are actually based on the characteristics of the household members. A second advantage of calibration weighting is that the household-level weight produced can also be applied for analyses of household members (i.e. at the individual level).

For NTS 2015, we adjusted the composite (household-level) weight from the previous stages ( $w_5$ ) so that the distribution for groups defined by age and sex and region matched 2014 mid-year population estimates of household residents (see Appendix L).<sup>23</sup> The population estimates used were based on Census data in England, with an adjustment to estimate household residents only.

## 5.3 Fully responding sample weights

Weights were also produced for the analyses of the fully responding (co-operating) sample (Section 2). In the NTS 2015, 6,572 households were defined as fully co-operating (this excludes fully co-operating households from the short walks experiment sample), with completed individual interviews and travel diaries for 15,525 household members and 8,011 vehicle questionnaires.

The approach for generating weights for the fully responding sample was to:

- Generate the weights ( $w_1$ ) for the selection of the dwelling unit / household at the sampled address (if sampling was required) (Section 5.2.1).
- Produce weights for household-level non-participation ( $w_2$ ) (Section 5.2.2).
- Select the participating households.
- Generate weights for the exclusion of participating household at which not every individual completed the interview ( $w_3$ ) (Section 5.2.3).
- Select the interview sample households.
- Generate weights for the random selection of households to the short walks experiment which were removed from the fully responding sample ( $w_{3b}$ ) (Section 5.2.2). Note that

---

<sup>21</sup> Note that because interviews for the participating single-person households were completed for all household members, these were assigned a weight of 1 and excluded from the logistic regression model.

<sup>22</sup> Deville, J and Sarndal, C (1992). 'Calibration Estimators in Survey Sampling,' Journal of the American Statistical Association, Volume 87, 376-382.

<sup>23</sup> The calibration adjustment was trimmed at the top and bottom 0.5%.



---

this stage is specific to NTS 2015<sup>24</sup> because of the short walks experiment that was carried out.

- Generate weights for the removal of households which did not fully respond ( $w_4$ ) (Section 5.3.2).
- Select the fully responding sample.
- Compute the composite weights for selection and being fully productive,  
$$W_6 = W_1 \times W_2 \times W_3 \times W_{3b} \times W_4.$$
- Generate calibration weights ( $wt\_fully$ ) which adjust the household/individuals in the fully responding sample to known household population estimates for age/sex and region, using the final composite weights ( $w_6$ ) as initial estimates (Section 5.3.3).
- The calibration weights ( $wt\_fully$ ) were then the final weights for households, individuals and vehicles in the fully responding sample.

### 5.3.1 Weighting for the removal of households which were selected for the short walks experiment

An experiment was carried out on the reporting of short walks in the NTS 2015 – households which were selected for the experiment completed a different version of the travel diary in which short walks were completed on the first day of the week rather than the last. All households that were selected for the short walks experiment were removed from the fully responding sample.

Of the 7,564 interview sample households in NTS 2015, 467 (6.2%) had been selected for the short walks experiment. The short walks experiment was only carried out in three months of the year (April, May and June). In order to correct for the removal of these households, a selection weight ( $w_{3b}$ ) was applied which was calculated as the ratio of the number of the interview sample households in each month divided by the number not selected for the short walks experiment.

### 5.3.2 Weighting for the removal of households which did not fully respond

The aim of these weights is to reduce the bias from the removal of households that did not fully respond. Of the 7,097 interview sample households in NTS 2015 that were not selected for the short walks experiment, 525 (7.4%) were excluded from the analyses of the fully responding households (i.e. 6,572 were defined as fully responding).

A non-response model was fitted with whether a household in the interview sample fully responded as the response variable and pre-determined measures as covariates. These measures had been originally identified from analysis of the NTS 2002 (see Pickering et al., 2006), and updated based on the review for NTS 2013.<sup>25</sup> Measures included in the model were: region, tenure, number of adults, any married couples, any cohabiting couples, use of a vehicle, age category of youngest household member, ethnic groups of household members, an urban/rural measure ( $ru11ind$ ), and month that address was issued (to control for any seasonal effects). (See Appendix M.)

The weights ( $w_4$ ) were calculated as the reciprocal of the propensity to fully respond estimated from this model.

---

<sup>24</sup> This stage was also used in NTS 2013 when a similar short walks experiment was carried out.

<sup>25</sup> Morris, S, et al. (2014). National Travel Survey 2013 Technical Report.

### 5.3.3 Calibration weighting

The final stage of the weighting procedure was to adjust the weights using calibration weighting in Stata. For NTS 2015, we adjusted the composite (household-level) weight from the previous stages ( $w_6$ ) so that the distribution for groups defined by age and sex and region matched 2014 mid-year population estimates of household residents (see Appendix L).<sup>26</sup> The population estimates used were based on Census data in England, with an adjustment to estimate household residents only.

## 5.4 Weighting the travel data

### 5.4.1 The travel diary

Table 5.1 shows the average number of journeys recorded for each day of the travel diary (excluding short walks which were only collected on the seventh day). This indicates that there was a gradual reduction in the (weighted) number of journeys recorded throughout the travel diary week from an average of 2.15 per person on the first day to 1.93 on the seventh – a fall of about 9.9%. In order to reduce any biases from the under-reporting of journeys during the course of the travel diary week, appropriate weights were produced.

	Average number of journeys:	
	Weighted	Unweighted
<b>Day of travel diary:</b>		
1 <sup>st</sup> day	2.15	2.16
2 <sup>nd</sup> day	2.07	2.08
3 <sup>rd</sup> day	2.03	2.04
4 <sup>th</sup> day	2.01	2.03
5 <sup>th</sup> day	1.95	1.97
6 <sup>th</sup> day	1.93	1.94
7 <sup>th</sup> day	1.93	1.94
<i>Base: Individuals</i>	15,773	15,525

The strategy to reduce the bias from the drop-off in reporting in the travel diary was to generate weights so that the weighted total number of journeys made on a particular day of the travel diary always equalled the number reported for the first day of the travel diary. This was done separately for each journey purpose, because the rate of drop-off varied by journey purpose (see Table 5.2) - for example, the number of journeys reported for shopping fell from 0.41 to 0.33 over the seven days, whereas for holidays the number of journeys remained fairly constant. This approach assumes that the reporting on the first day of the travel diary is the most accurate and that the drop-off on the following days of the travel diary is only a result of under-reporting.

There were a couple of special cases for the weighting. First, because the number of journeys reported for business and holidays remained constant through the diary week for all years of the NTS (1995 to 2015), the weights were set to 1 for the whole week for these

<sup>26</sup> The calibration adjustment was trimmed at the top and bottom 0.5%.

journey purposes. Second, the weights for journeys made at the weekend for education and escort education, which are relatively rare, were also set to 1.

Day of travel diary	Average number of journeys:							
	Commuting	Business	Education	Escort education	Shopping	Other	Social	Holiday
	n	n	n	n	n	n	n	n
1 <sup>st</sup> day	0.37	0.09	0.12	0.09	0.41	0.42	0.49	0.16
2 <sup>nd</sup> day	0.37	0.08	0.12	0.09	0.36	0.40	0.49	0.15
3 <sup>rd</sup> day	0.36	0.08	0.12	0.09	0.36	0.39	0.47	0.16
4 <sup>th</sup> day	0.35	0.08	0.11	0.09	0.36	0.38	0.47	0.17
5 <sup>th</sup> day	0.34	0.08	0.12	0.09	0.34	0.37	0.45	0.16
6 <sup>th</sup> day	0.34	0.08	0.12	0.09	0.33	0.35	0.45	0.15
7 <sup>th</sup> day	0.33	0.08	0.12	0.10	0.33	0.36	0.45	0.16
<i>Bases (individuals):</i>								
<i>Weighted</i>	15,773							
<i>Unweighted</i>	15,525							

## 5.4.2 Short walks

In the NTS, short walks are only recorded on the seventh day of the travel diary. Analyses of short walks are not carried out at the individual level, only aggregated information is produced. Therefore, the fact that the information on short walks is collected on different days for different people should average out for the aggregated estimates produced, assuming that the information collected is distributed approximately evenly over the seven days of the week. However, in reality this is not actually the case.

Table 5.3 shows the distribution of the days on which the information on short walks was collected (weighted by the fully responding weights). To balance the analyses over the days of the week, weights were generated that adjusted the amount of information on short walks collected on each day to be equal to the weighted mean (2,253). These adjustments and the resulting weights are shown in the last two columns of Table 5.3.

Day of the week	Information collected	Percentage	Adjustment	Weight
Sunday	2,256	14.3	0.999	6.991
Monday	2,217	14.1	1.016	7.115
Tuesday	2,319	14.7	0.971	6.800
Wednesday	2,323	14.7	0.970	6.790
Thursday	2,198	13.9	1.025	7.175

**Table 5.3 Weighting for short walks**

Day of the week	Information collected	Percentage	Adjustment	Weight
Friday	2,347	14.9	0.960	6.721
Saturday	2,113	13.4	1.067	7.466
<i>Bases (individuals):</i>				
Total (weighted)	15,773			
Total (unweighted)	15,525			

### 5.4.3 Long-distance travel records

Information about all journeys is collected in the travel diary week. In order to obtain additional information about long-distance journeys (LDJs), defined as journeys of 50 miles or more within Great Britain, the NTS collects information on long-distance journeys made in the one week period prior to the travel diary week (see Section 3.7.3). However, the number of LDJs reported in that week (3,960) was lower than the number reported in the travel diary (5,799). As the information collected in the travel diary was likely to be more accurate, the LDJ records were weighted so that the number of LDJs reported on each day equalled the average number (for a day) reported in the travel diary (see Table 5.4). This was done separately for the following categories of journey length: 50 to 75 miles; 75 to 100 miles; and 100 miles or more. (Revised weights using this methodology have also been calculated for LDJ data from NTS 2006. Prior to this, the weighting did not take journey length into account.)

**Table 5.4** Number of long-distance journeys made during the Travel Week

	Long-distance journeys reported:		Weight
	Travel diary	LDJs	
<b>Journeys: 50 to 75 miles</b>			
1 <sup>st</sup> day	366	156	2.29
2 <sup>nd</sup> day	351	219	1.64
3 <sup>rd</sup> day	316	243	1.48
4 <sup>th</sup> day	372	211	1.70
5 <sup>th</sup> day	351	261	1.37
6 <sup>th</sup> day	389	274	1.31
7 <sup>th</sup> day	364	291	1.23
Average	358		
<b>Journeys: 75 to 100 miles</b>			
1 <sup>st</sup> day	172	82	2.05
2 <sup>nd</sup> day	189	123	1.37
3 <sup>rd</sup> day	151	108	1.55
4 <sup>th</sup> day	164	96	1.76
5 <sup>th</sup> day	190	115	1.45
6 <sup>th</sup> day	155	120	1.39
7 <sup>th</sup> day	154	72	2.34
Average	168		
<b>Journeys: 100 miles or more</b>			
1 <sup>st</sup> day	274	150	2.02
2 <sup>nd</sup> day	344	227	1.33
3 <sup>rd</sup> day	276	276	1.09
4 <sup>th</sup> day	346	271	1.12
5 <sup>th</sup> day	263	257	1.18
6 <sup>th</sup> day	289	228	1.32
7 <sup>th</sup> day	324	182	1.66
Average	302		

---

## 6 Glossary

### Boarding

A boarding is when someone changes from one vehicle to another of the same type, using the same ticket. (If a new ticket is required this would be a new stage of the trip.)

### Escort trip

An *escort* trip is a trip made for the purpose of accompanying someone else.

### Excluded trips: leisure pursuits

Yachting and other water/air trips are excluded, where they are made for the pleasure of going out in a boat or plane rather than to get somewhere.

### Excluded trips: off the public highway

Travel off the public highway (e.g. in private gardens, across open country, on private land) is excluded. Hence if someone were to drive their car on dirt tracks, cycle off-road or walk across fields, data about the off-road parts of their journey are not collected.

### Excluded trips: some travel in the course of work

The NTS focuses on personal travel. Therefore some journeys made in the course of work are excluded as they are commercial travel:

- trips made specifically to deliver/collect goods in the course of work are excluded
- trips made by professional drivers or crew in the course of their work (e.g. buses, ambulances, cranes, refuse vehicles etc) are excluded
- walking and cycling trips made in the course of work by employees who are paid to walk or cycle (e.g. postmen, policemen) are excluded
- trips made by taxi drivers are excluded if they are paid or charge a fare for making a trip
- trips made by professional driving instructors whilst teaching or driving their vehicles in the course of their work are excluded

### Long-distance journeys

A long-distance journey is a trip of 50 miles or more in one direction and with a single main purpose.

### Non-escort trip

A *non-escort* trip is a trip made by someone on their own behalf, rather than *escort* purposes (trips people make in order to accompany someone else).

### Public highway

The public highway is defined as roads and footpaths that are “metalled” (i.e. tarmac or paved) and have unrestricted access.

### Purpose

Trips are coded according to the main reason why they were made. Each trip is assigned two codes reflecting the “purpose to” (i.e. the reason the respondent went to somewhere) and the “purpose from” (i.e. the reason the respondent was at the place where they are travelling from). The overall purpose of a trip is normally taken to be the activity at the destination, unless that destination is ‘home’ in which case the purpose is defined by the origin of the trip. The classification of trips to ‘work’ is also dependent on the origin of the trip.

Trips codes used are as follows:

Code	Non-escort Purposes	
01	Home	<i>To go home</i>
02	Work	<i>To go to main place of work</i>
03	In course of work	<i>Travel in the course of work</i>
04	Education	<i>To go to school/college etc</i>
05	Food/grocery shopping	<i>To go food or grocery shopping</i>
06	All other types of shopping	<i>To do non-food shopping</i>
07	Personal business: medical	<i>For personal medical reasons</i>
08	Other personal business	<i>For personal non-medical reasons</i>
09	Eat or drink: alone or at work	<i>To eat or drink alone or related to work</i>
10	Eat or drink: all other occasions	<i>To eat or drink – all other occasions</i>
11	Visit friends/relatives at home	<i>To visit friends or relatives at their home</i>
12	Other social	<i>To go out for other social reasons</i>
13	Entertainment/public social activities	<i>For entertainment or public/community activity</i>
14	Sport (participate)	<i>To take part in sport</i>
15	Holiday base	<i>To go to a holiday base</i>
16	Day trip/just walk	<i>To go out for a day trip or just for a walk</i>
17	Other non-escort	<i>To go out for some other non-escort reason</i>
Code	Escort Purposes	
18	Escort home (not own)	<i>To take someone to their home</i>
19	Escort work	<i>To take someone to their main place of work</i>
20	Escort in course of work	<i>To accompany someone travelling in the course of their work</i>
21	Education	<i>To take someone to school/college etc</i>
22	Escort shopping/personal business	<i>To take someone shopping or to carry out personal business (medical or otherwise)</i>
23	Other escort	<i>To escort someone for some other reason</i>

### Round trips

Round trips are split into two separate journeys, one outward and one return. The destination of the outward journey is recorded as the midpoint of the round trip.

### Series of calls

In order to reduce the burden on respondents, travel involving a number of stops for the same main purpose and using the same form of transport can be treated as one continuous series of calls from the first such call to the last one unless there is a significant break at any stop. Only shopping and travel in the course of work are treated in this way.

### Short walk

A short walk is a walk of less than one mile. Very short walks (of less than 50 yards) are always excluded. On the first six days of the travel record only walks of one mile or more are recorded. For the final travel day (Day 7), details of all walks which are 50 yards or more are recorded.

---

**Stage (of trip)**

A trip can also consist of a number of stages. A new stage is defined when there is a change in the form of transport or when there is a change of vehicle requiring a separate ticket.

**Trip**

A trip (or journey) is a one-way course of travel from one place to another with a single main purpose.



## Appendix A. Questionnaire documentation 2015

### Introduction to questionnaire documentation

Questionnaire changes for the 2015 survey year are shown in Table A.1 below. The full text of the questionnaire is presented after this table. Interviewer instructions are given in capitals and question names are in bold. For changes that occurred to the questionnaire and the travel records in the 2002 to 2015 survey years, the user should refer to the tables at the end of the questionnaire and the Technical Reports for those years for full details of the changes.

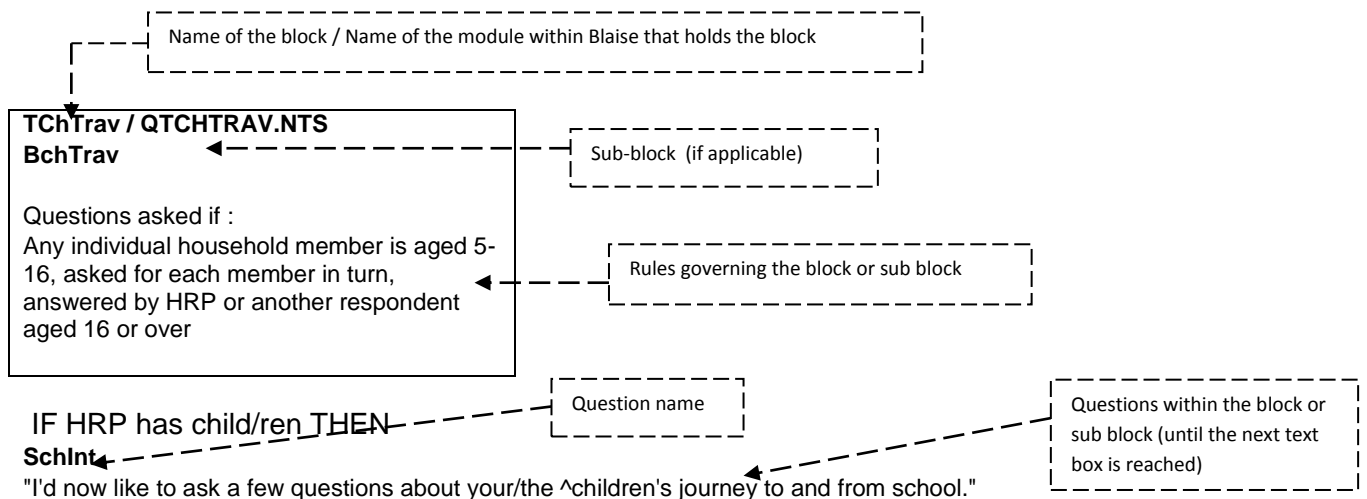
### Introduction to questionnaire documentation: Block routing

The NTS questionnaire comprises several distinct sections; the household questionnaire, individual questionnaire, the vehicle questionnaire, pick-up questionnaire and the Admin block. In the Blaise programme used to create the CAPI, the whole programme is created out of blocks that tend to hold related questions on a particular topic or theme. In the questionnaire documentation below, the block name is given in a text box at the beginning of each block of questions.

Where a block of questions is asked of a subset of the full sample, the relevant routing, known as the block routing, is also shown in the text box. If any questions within the block apply to a narrower subset, additional routing instructions are given before the individual question. If no routing is noted in the text box, assume there is no overall routing which applies to the whole block.

Please note that no block routing is provided for the Admin block or the Diary Entry System. Also note that the block routing is not exhaustive as there are other blocks contained within the NTS programme that do not contain any questions (and so they are not listed).

Within each text box below, the specific question block and its module name within Blaise (the CAPI software) are displayed, separated by a forward slash. Below this sub-block names are displayed and finally the rules governing each block. For example:



**Table A.1 All questionnaire changes made in 2015**

Question	Summary	Details of change	Changed	Notes
<b>Individual Questionnaire</b>				
BDrLic / QTDrLic.INC				
ResNDN& ResNDNM	Reverse showcard order for half of the interviewed sample	<p><b>ResNDN</b> Remove: SHOW CARD 24</p> <p>ADD: RANDOM SUBSAMPLE A SHOW CARD 25A RANDOM SUBSAMPLE B SHOW CARD 25B</p> <p><b>ResNDNM</b> Remove: SHOW CARD 24</p> <p>ADD: RANDOM SUBSAMPLE A SHOW CARD 25A RANDOM SUBSAMPLE B SHOW CARD 25B</p> <p>Reverse order of all ResNDN responses for ResNDNTxt [1] and ResNDNSTxt[14] except '15 - driving without a license' and '96 - other'. 'Busy/congested roads' will become the option 1 and 'Family and friends can drive when necessary' will become option 14, 'not interested in driving' will become option 2 and 'other forms of transport' will become option 13 and so on.</p>	2015	
	Add new questions of those learning to drive	<p>Add after <b>DrivLic</b>:</p> <p><b><u>New questions:</u></b></p> <p><i>If currently learning to drive</i> (PDrivSt=1) <b>ThryTak</b> Have you taken the driving theory test? 1. Yes 2. No</p> <p><i>If taken theory test</i> (If ThryTak=1) <b>ThryWhM</b> When did you first take the driving theory test? ENTER MONTH: :1..12</p> <p><b>ThryWhY</b> ENTER YEAR: :1950..2030</p>		

Question	Summary	Details of change	Changed	Notes
		<p>Hard check appears if: year is later than year of interview.</p> <p>Message to come up: <i>Year took theory test cannot be greater than interview year. Please check.</i></p> <p>Soft check appears if: age at date of theory test is &lt;17.</p> <p>Message to come up: <i>The theory test should only be taken at age 16 years (mopeds) or 17 years (cars) and over. Please check answer.</i></p> <p><i>If taken theory test</i> (If ThryTak=1) <b>PassThry</b> Have you passed the driving theory test? 1. Yes 2. No</p> <p><i>If passed theory test</i> (PassThry=1) <b>FailThryN</b> How many times did you fail the theory test before passing? INTERVIEWER: IF RESPONDENT PASSED THEIR THEORY TEST FIRST TIME THEN ENTER '0'. 0..30</p> <p><i>If passed theory test</i> (PassThry=1) <b>PracTak</b> Have you taken the practical driving test?: 1. Yes 2. No</p> <p><i>If taken practical test</i> (PracTak=1) <b>PracNum</b> How many times have you taken the practical test? : 1..30</p> <p><i>If taken practical test</i> (PracTak=1) <b>Prac1WhM</b> When did you first take the practical test? ENTER MONTH: :1..12</p>		

Question	Summary	Details of change	Changed	Notes
		<p><b>Prac1WhY</b>  ENTER YEAR:  :1950..2030  {CHECK YEAR MUST NOT BE AFTER YEAR OF INTERVIEW}</p> <p>Hard check appears if: year is later than year of interview.</p> <p>Message to come up:  <i>Year took theory test cannot be greater than interview year. Please check.</i></p> <p>Soft check appears if: age at date of practical test &lt;17.</p> <p>Message to come up:  <i>The practical test should only be taken at age 16 years (mopeds) or 17 years (cars) and over. Please check answer.</i></p> <p><i>If taken practical test more than once (PracNum&gt;=2)</i></p> <p><b>Prac2WhM</b>  When did you most recently take the practical test?  ENTER MONTH:  :1..12</p> <p><b>Prac2WhY</b>  ENTER YEAR:  :1950..2030  {CHECK YEAR MUST NOT BE AFTER YEAR OF INTERVIEW}</p> <p>Message to come up:  <i>Year took theory test cannot be greater than interview year. Please check.</i></p> <p>Soft check appears if: age at date of practical test &lt;17.</p> <p>Message to come up:  <i>The practical test should only be taken at age 16 years (mopeds) or 17 years (cars) and over. Please check answer.</i></p> <p><i>If passed theory test (PassThry=1)</i></p> <p><b>Prac3Wh</b>  SHOWCARD 26  And when do you plan to [next] take the practical test?</p> <ol style="list-style-type: none"> <li>1. Within the next month</li> <li>2. Within the next three months</li> <li>3. Within the next six months</li> <li>4. Within the next year</li> <li>5. Within the next two years</li> </ol>		

Question	Summary	Details of change	Changed	Notes
		6. Longer than that		
<b>Individual Questionnaire</b>				
BCycle / QTCycle.INC				
CycMore	New questions about cycling	<p>ADD after <b>Bicycle</b>:</p> <p><b><u>New questions:</u></b></p> <p><i>IF respondent has ridden bike in last 12 months (Cycle12 = 1)</i></p> <p><b>CycMore</b> Do you think you generally do more, less or about the same amount of cycling now as you did this time last year?: INTERVIEWER: This can be in terms of either number of trips or distance cycled</p> <ol style="list-style-type: none"> <li>1. More</li> <li>2. Less</li> <li>3. About the same</li> </ol>	2015	
Cycle4w	Question to ask if cycled in last 4 weeks	<p>ADD after CycMore:</p> <p><i>IF respondent has ridden bike in last 12 months (Cycle12 = 1)</i></p> <p><b>Cycle4w</b> (May I just check,) and have you ridden a bicycle during the last 4 weeks, (that is since [date 4weeks ago])?</p> <ol style="list-style-type: none"> <li>1. Yes</li> <li>2. No</li> <li>3. Don't know / Can't remember</li> </ol>	2015	
YNotCyc	Question why people aren't cycling more (multi-response)	<p><b><u>New questions:</u></b></p> <p>ADD after CycRoute:</p> <p><b>ASK ALL</b> <b>YNotCyc</b> <b>SHOW CARD 27</b> We are interested to know about the barriers to people cycling more. Please look at this card which shows reasons for not cycling more and tell me which apply to you?</p> <p><b>CODE ALL THAT APPLY</b></p> <ol style="list-style-type: none"> <li>1. Got a car / learnt to drive</li> <li>2. Easier / quicker to go by car</li> <li>3. Lack of time / too busy</li> <li>4. General lack of interest / motivation</li> <li>5. Too much traffic / traffic too fast</li> <li>6. Drivers attitudes towards cyclists</li> <li>7. Poorly maintained road surfaces</li> <li>8. Poor street lighting</li> <li>9. Road safety concerns</li> <li>10. Personal security concerns</li> <li>11. Lack of cycle routes</li> </ol>	2015	

Question	Summary	Details of change	Changed	Notes
		<p>12. Nowhere safe to leave the bicycle at destination  13. Switched to public transport  14. Ill-health reasons  15. Too old  16. The weather  17. Bike broken / don't own a bike  18. Cycle enough already  96. Other (please specify)</p> <p>If other reason for preventing people from cycling more (WyNotCyc = 96)</p> <p><b>XYNotCyc</b></p> <p>Interviewer, please record other reason(s) :STRING[60]</p>		
ResMNCy	Questions why people aren't cycling more (main reason)	<p>ADD after <b>YNotCyc</b> <i>If more than one answer for reasons preventing people from cycling more</i></p> <p><i>(If YNotCyc = more than one response)</i></p> <p><b>ResMNCy</b>  SHOW CARD X  And, which one of these would you say was your/his/her <b>main reason</b> for not cycling more?  CODE ONE ONLY</p> <ol style="list-style-type: none"> <li>1. Got a car / learnt to drive</li> <li>2. Easier / quicker to go by car</li> <li>3. Lack of time / too busy</li> <li>4. General lack of interest / motivation</li> <li>5. Too much traffic / traffic too fast</li> <li>6. Drivers attitudes towards cyclists</li> <li>7. Poorly maintained road surfaces</li> <li>8. Poor street lighting</li> <li>9. Road safety concerns</li> <li>10. Personal security concerns</li> <li>11. Lack of cycle routes</li> <li>12. Nowhere safe to leave the bicycle at destination</li> <li>13. Switched to public transport</li> <li>14. Ill-health reasons</li> <li>15. Too old</li> <li>16. The weather</li> <li>17. Bike broken / don't own a bike</li> <li>18. Cycle enough already</li> <li>96. Other (please specify)</li> </ol> <p><i>If other reason for preventing people from cycling more (YNotCyc = Other)</i></p> <p><b>XResMNCy</b>  INTERVIEWER, please record which other reason is the main reason.</p> <p>If there was only one other reason you</p>	2015	

Question	Summary	Details of change	Changed	Notes
		can enter 'see prev' rather than typing the full reason again. :STRING[100]		
Incme / QTIncme.INC				
IncGrp & H IncGrp	Add higher income bands	IncGrp and H IncGrp  REMOVE: <b>K.</b> £1,440 or more £6,251 or more £75,000 or more  ADD: <b>Z.</b> £1,440 to £1,920 £6,251 to £8,333 £75,000 to £99,999  <b>X.</b> £1,921 to £2,399 £8,334 to £10,416 £100,000 to £124,999  <b>Y.</b> £2,400 to £2,879 £10,417 to £12,500 £125,000 to £149,999  <b>K.</b> £2,880 or more £12,501 or more £150,000 or more	2015	
BTicket / QTICKET.INC & BTickPU				
SpecTk	Remove concessionary and non-concessionary from question	<b>SpecTk</b> NAME TICKET NUMBER: [Number] TYPE OF SPECIAL TICKET\PASS INTERVIEWER: CODE TYPE OF TICKET NAME 1. (REMOVE: NON-CONCESSIONARY) Season ticket 2. (REMOVE: NON-CONCESSIONARY) Area travel card 3. (REMOVE: NON-CONCESSIONARY) Combined season/area travel card 4. (REMOVE: NON-CONCESSIONARY) Railcard 5. (REMOVE: NON-CONCESSIONARY) Employee's special pass 6. Other (REMOVE: NON-	2015	

Question	Summary	Details of change	Changed	Notes
		<p>CONCESSIONARY) (ADD: Commercial) ticket (SPECIFY)</p> <p>7. CONCESSIONARY Passes for older people 8. CONCESSIONARY Scholar's pass 9. CONCESSIONARY Disabled person's pass 10. CONCESSIONARY Subsidised travel tokens 11. Other CONCESSIONARY (ADD: Subsidised) ticket (SPECIFY)</p> <p>Helpscreen: Codes 01-06 are for special tickets / passes produced for commercial ('non-concessionary') reasons.</p> <p>Code 07-11 are for tickets / passes subsidised by local or central government (hence 'concessionary').</p> <p>SEASON TICKET (01) - a ticket valid for journeys between two places (or stops) on one specified route only, for any number of journeys within a set period.</p> <p>AREA TRAVEL CARD (02) - special tickets valid on any route within a specified area, and for any number of journeys within a specified period (e.g. Travelcard, Rover, Runabout, Capitalcard etc)</p> <p>COMBINED SEASON / AREA TRAVEL CARD (03) - a season ticket which includes unlimited travel within a special area at one end of the journey</p> <p>RAILCARD (04) - include Senior Citizens Railcard, Young Persons Railcard, Family Railcard, Two Together Railcard, Network Card etc</p> <p>EMPLOYEE'S SPECIAL PASS (05) - special passes provided by employers (often transport operators) for employees (and sometimes their widows and families). e.g. National Rail, LRT, British Coal, National Bus Company</p> <p>OTHER REMOVE: NON-CONCESSIONARY ADD: Commercial (06) - all other kinds of non-concessionary tickets not covered elsewhere</p>		



Question	Summary	Details of change	Changed	Notes
		<p>Passes for older people / SCHOLAR'S / DISABLED PERSON'S PASS (07-09) - tickets or passes issued free or at a subsidised cost, which allow free or reduced rate travel. The main ones are Passes for older people, scholars passes and passes for the disabled</p> <p>SUBSIDISED TRAVEL TOKENS (10) - tokens can be issued free or they can have a charge</p> <p>OTHER CONCESSIONARY ADD: (SUBSIDISED) (11) - all other kinds of concessionary /add: /subsidised tickets not covered elsewhere</p>		
BVehInt / QVehInt.INC				
RegExpl	Remove reference to vehicle length	<p><b>RegExpl</b></p> <p>READ OUT: We will use this to look up some details already held by DVLA or other DfT agencies, such as <del>vehicle length</del>, engine size and CO2 emissions rating.</p>	2015	
BFollup / QFollup.INC				
Email	Add email contact	<p>ADD after TelNoM:</p> <p><b><u>New questions:</u></b></p> <p>(FollowUp=Yes)  <b>Email</b>            Do you have an email address we can contact you on?"            1. Yes            2. No</p> <p>(Email=Yes)  <b>EmailAdd</b>            ENTER EMAIL ADDRESS</p> <p>INTERVIEWER: ENTER EMAIL ADDRESS OR ASK RESPONDENT TO TYPE IT IN. CHECK WITH THE RESPONDENT THAT IT IS CORRECT.            : STRING[100]</p>	2015	

---

## Block summary

### Household questionnaire

#### Demographics Page 66

Bnames, THComp, BHRP, THRelS, BsPout

#### Accommodation Page 69

BAccom, BTenure, BResLen

#### Home delivery and shopping Page 71

BHDSHop

#### Attitude to local services Page 72

BAttitud

#### Children's travel to school Page 73

TchTrav

#### Vehicle grid (Make, model) Page 75

BVehNum TVehTab

### Individual questionnaire

#### Disabilities that affect travel Page 78

TDisab

#### Methods of transport used Page 80

TMethod

#### Cycling Page 81

TCycle

#### Driving licence Page 82

TDrLic, Tpickup

#### Education, paid work and journey planning Page 86

TILO, Teduc

#### Transport-related barriers to employment Page 88

TTrEmp

#### Last paid job Page 89

TLastJb

#### Main job details Page 89

TMainJb

#### Income Page 91

TIncme

#### Location of work Page 92

TWorkPI

#### Travel to work Page 92

TWkMeth

#### Working at home Page 93

TWkHome

#### Ease/difficulty of travelling to work Page 95

TWkDiff

#### Road accidents Page 99

Accid

#### Special tickets/passes Page 102

BnoTick, TTicket, Tpickup

#### Long-distance journeys Page 102

TWhoLDJ, BLDJINT, TLDJQs, Tpickup

#### Pick-up interview Page 106

### Vehicle questionnaire

#### Registration number Page 109

RegIntr

#### Vehicle details Page 110

EngFts

#### Parking Page 112

Bpark

#### Mileage Page 113

BMILEAG

#### Vehicle pick-up interview Page 114

TVPickU

#### Admin block Page 117

## Household Questionnaire

BID/QID.INC

### Area

AREA NUMBER.  
JUST PRESS <Enter>.

### Address

ADDRESS NUMBER.  
JUST PRESS <Enter>

### Hhold

HOUSEHOLD NUMBER.  
JUST PRESS <Enter>.

BSignIn/ QSIGNIN.INC

RECORD ALWAYS

### AdrField

PLEASE ENTER THE FIRST TEN CHARACTERS OF THE FIRST LINE OF THE ADDRESS TAKEN FROM A.R.F. ADDRESS LABEL FOR THE FIRST HOUSEHOLD AT THIS ADDRESS. MAKE SURE TO TYPE IT EXACTLY AS IT IS PRINTED.

No DK, No refusal

RECORD ALWAYS

### StatusQ

What is the status of this interview?  
INTERVIEWER: IF YOU ARE NOW STARTING THE PICK-UP INTERVIEW, CHANGE THE CODE TO '2' THEN PRESS <ENTER> AND <END> TO GO TO THE FIRST PICK UP QUESTION.  
YOU CANNOT GO BACK TO CODE '1' ONCE YOU HAVE CODED '2'

1. Placement interview
2. Pick-up interview

No DK, No refusal

RECORD ALWAYS

### StartDat

DATE PLACEMENT INTERVIEW WITH THIS HOUSEHOLD WAS STARTED  
PRESS ENTER TO CONFIRM DATE  
: DATETYPE

RECORD ALWAYS

### FirstQ

INTERVIEWER: IS THIS THE FIRST TIME YOU HAVE OPENED THIS QUESTIONNAIRE?  
(TO UPDATE ADMIN DETAILS PRESS <CTRL + ENTER>)

1. the first time you've opened this questionnaire
2. or the second or later time?
5. EMERGENCY CODE IF COMPUTER'S DATE IS WRONG AT LATER CHECK

RECORD ALWAYS

### TravDate

INTERVIEWER: ENTER START DATE OF TRAVEL WEEK FOR THIS HOUSEHOLD.

: DATETYPE  
NO DK, No Refusal

RECORD ALWAYS

### Summary

INTERVIEWER: Summary of PLACEMENT interviewing (Placement Interviewing not done yet in red):

Session 1: Name unfinished / reached end  
Session 2: Name unfinished / reached end  
Session 3: Name unfinished / reached end  
Session 4: Name unfinished / reached end  
Make a note of the session for anyone coded as unavailable. Use <CTRL+ENTER> at any point and select the appropriate session to complete individual interviews for people if they become available.

Vehicles: Name unfinished / reached end.

When you press the END key you will be stopped at any place where you coded 'later'

1. Press 1 and <Enter> to continue.

RECORD ALWAYS

### Whohere

I am just going to ask you some questions about the members of your household to help us understand your travel patterns. What are the first names or initials of the people who normally lives at this address?

1. Press <ENTER> to continue

HELPSCREEN:

Collecting this information allows the DfT to look at how travel differs between different households sizes and people of different ages and backgrounds.

BBNames/ QNAMES.HAR

ASK ALWAYS

### Name

RECORD NAME/IDENTIFIER FOR EACH MEMBER OF THE HOUSEHOLD.

Helpscreen:

WHEN ALL HOUSEHOLD MEMBERS HAVE BEEN ENTERED, PRESS PgDn  
PRIMARY SET OF QUESTIONS ON HOUSEHOLD COMPOSITION AND RELATIONSHIPS ASKED ON ALL SURVEYS.

HOUSEHOLD COMPOSITION

Stage 1: Establish Residency - only/main residence 6 month rule/ Check Adult Children  
Stage 2: One or more households - 'Do you all share cooking facilities and living accommodation?'

Stage 3: Establish Household Reference Person (HRP) - 'In whose name is the accommodation owned or rented?'

INTERVIEWER: If joint owners then enter one of the joint owners. HRP will be established later

## DEMOGRAPHICS

BHComp / QTHCOMP.INC

ASK ALWAYS

### Sex

NAME

INTERVIEWER: CODE SEX OF RESPONDENT

1. Male
2. Female

ASK ALWAYS

### Birth

NAME

What is your date of birth?

FOR DAY NOT GIVEN....ENTER 15 FOR DAY.

FOR MONTH NOT GIVEN....ENTER 6 FOR MONTH

ENTER FULL YEAR, eg. 9/11/1952 RATHER THAN 52

: DATETYPE

*IF respondent does not know their date of birth or refuses to provide it (Birth = DK OR refusal)*

### Agelf

NAME

What was your age last birthday?

98 or more = CODE 97

: 00..97

No DK, No refusal

Helpscreen:

IF YEAR OF BIRTH NOT GIVEN

What was your age last birthday?

Interviewer note:

If respondents refuse to give their age, or cannot, then give your best estimate.

### DVAge

(Computed variable) Age for whole sample, from Birth and Agelf

### DM510

(Computed variable) How many people in the house aged 5 to 10 at 31 August last.

### DM1115

(Computed variable) How many people in the house aged 11 to 15 at 31 August last.

### DM1619

(Computed variable) How many people in the house aged 16 to 19 at 31 August last.

### DM713

(Computed variable) How many people in the house aged 7 to 13.

*Asked if 16 or older (DVage=>16)*

### MaritalStat

ASK OR RECORD

Are you ...

1. single, that is, never married and never registered in a same-sex civil partnership
2. married
3. separated, but still legally married
4. divorced
5. widowed
6. in a registered same-sex civil partnership
7. separated, but still legally in a same-sex civil partnership
8. formerly in a same-sex civil partnership which is now legally dissolved
9. surviving partner from a same-sex civil partnership

Helpscreen:

A person whose spouse/same-sex civil partner has been working away from home for over six months, for example on a contract overseas or in the armed forces, should still be coded as married or same-sex civil partner if the separation is not permanent.

*Asked if more than 1 person in household and not married or civil partnered (MaritalStat<>2 AND MaritalStat<>6)*

### LiveWithN

ASK OR RECORD

May I just check, are you living with someone in this household as a couple?

Helpscreen:

Only respondents who are living with their partner in this household should be coded as living together as a couple. You may code No without asking the question ONLY if all members of the household are too closely related for any to be living together in a de facto marital relationship.

1. Yes
2. No

Ask ALL

### COB

In which country were you born?

CODE ALL THAT APPLY

1. England
2. Wales

3. Scotland
4. Northern Ireland
5. UK, Britain
6. Republic of Ireland
7. Other (specify)

Ask if 'other' country of birth (COB=7)

**XCOB**

In which country were you born?

INTERVIEWER: please type in name of country

ASK ALWAYS

**EthGroup**

SHOW CARD 1

To which of these ethnic groups do you consider you belong? Please choose from this card...

1. English/Welsh/Scottish/Northern Irish/British
2. Irish
3. Gypsy or Irish Traveller
4. Any Other White background
5. White and Black Caribbean
6. White and Black African
7. White and Asian
8. Any other Mixed / multiple ethnic background
9. Indian
10. Pakistani
11. Bangladeshi
12. Chinese
13. Any other Asian background
14. African
15. Caribbean
16. Any other Black / African / Caribbean background
17. Arab
18. Any other ethnic group

Helpscreen:

We need to know what ethnic group the respondent thinks he or she is in (or, if you are taking proxy information, what group the respondent thinks another household member is in). Never attempt any judgement of your own

*IF ethnic group = another white background (Ethgroup = 4)*

**OthWht**

Please can you describe your ethnic group?  
ENTER DESCRIPTION OF ETHNIC GROUP.

*IF ethnic group = any other mixed background (Ethgroup = 8)*

**OthMxd**

Please can you describe your ethnic group?  
ENTER DESCRIPTION OF ETHNIC GROUP.

*IF ethnic group = any other asian background (Ethgroup = 13)*

**OthAsn**

Please can you describe your ethnic group?  
ENTER DESCRIPTION OF ETHNIC GROUP.

*IF ethnic group = any other black background (Ethgroup = 16)*

**OthBlk**

Please can you describe your ethnic group?  
ENTER DESCRIPTION OF ETHNIC GROUP.

*IF ethnic group = any other (Ethgroup = 18)*

**OthETH**

Please can you describe your ethnic group?  
ENTER DESCRIPTION OF ETHNIC GROUP.

*IF more than 1 person in household and age is 16 or over (DVAge >= 16)*

**Hhldr**

NAME

In whose name is the accommodation owned or rented?

ASK OR RECORD.

1. This person alone
2. This person jointly
3. NOT owner/renter

Helpscreen:

You can ask this question once, covering the whole household, the first time it comes up on screen. Then ASK or RECORD for individuals as necessary.

BHRP / QHRP.INC

*IF the accommodation is jointly owned or rented/there is more than one householder (NumHHldr > 1)*

**HiHNum**

You have told me that [Names] jointly own or rent the accommodation. Of these, who has the highest income (from earnings, benefits, pensions and any other sources)?

IF THEY HAVE THE SAME INCOME, CODE 11

INTERVIEWER: THESE ARE THE JOINT HOUSEHOLDERS

1. Person 1
  2. Person 2
  3. Person 3
  4. Person 4
  5. Person 5
  6. Person 6
  7. Person 7
  8. Person 8
  9. Person 9
  10. Person 10
  11. Joint householders
- ENTER PERSON NUMBER

Helpscreen:

IF THE RESPONDENT ASKS, EXPLAIN THAT WE ARE ASKING THIS QUESTION AS A CONSISTENT METHOD OF DETERMINING WHO WILL ANSWER SOME OF THE QUESTIONS WHICH FOLLOW.

IF TWO OR MORE JOINT HOUSEHOLDERS HAVE THE SAME INCOME, SELECT THE ELDEST.

IF RESPONDENT ASKS FOR PERIOD TO AVERAGE OVER – LAST 12 MONTHS, AS CONVENIENT.

PROMPT AS NECESSARY IS ONE JOINT HOUSEHOLDER THE SOLE PERSON WITH:

- PAID WORK?
- OCCUPATIONAL PENSION?

*IF the joint householders have the same income (HiHNum = 11)*

**JntEldA**

ENTER PERSON NUMBER OF THE ELDEST JOINT HOUSEHOLDER FROM THOSE WITH THE SAME HIGHEST INCOME.

ASK OR RECORD

1. Person 1
2. Person 2
3. Person 3
4. Person 4
5. Person 5
6. Person 6
7. Person 7
8. Person 8
9. Person 9
10. Person 10

No DK, No refusal

*IF the highest income of joint householders is refused or not known (HiHNum = DK OR Refusal)*

**JntEldB**

ENTER PERSON NUMBER OF THE ELDEST JOINT HOUSEHOLDER

ASK OR RECORD

1. Person 1
2. Person 2
3. Person 3
4. Person 4
5. Person 5
6. Person 6
7. Person 7
8. Person 8
9. Person 9
10. Person 10

No DK, No refusal

BHREls / QTHRELS.HAR

*IF more than 1 person in household*

**Relation**

CODE RELATIONSHIP OF EACH HOUSEHOLD MEMBER TO THE OTHERS - [Name] is [Name]'s...

1. Spouse
2. Civil Partner \*\*

3. Cohabiting partner \*
4. Son/daughter (incl. adopted)
5. Step-son/daughter
6. Foster child
7. Son-in-law/daughter-in-law
8. Parent/guardian
9. Step-parent
10. Foster parent
11. Parent-in-law
12. Brother/sister (incl. adopted)
13. Step-brother/sister
14. Foster brother/sister
15. Brother/sister-in-law
16. Grandchild
17. Grandparent
18. Other relative
19. Other non-relative

Helpscreen:

The list is detailed, but interviewers should not probe for relationships that are not volunteered or queried by respondents. The full relationships grid, showing relationship of each household member to all the others, will enable the computation of units within the household, such as family units and benefit units. Coding of such units directly by interviewers is error prone and it is difficult to correct errors later in the office.

Notes

\* Includes same-sex couples who are not in a registered civil partnership. Treat relatives of cohabiting couples in the same way as relatives of spouses.

\*\* Treat relatives of Civil Partners in the same way as relatives of spouses.

You may want to introduce this section. A possible introduction is:

“There are a lot of changes taking place in the make-up of households/families and this section is to help find out what these changes are. I'd like you to tell me the relationship of each member of the household to every other member.”

The section must be asked for all households consisting of more than one person. Please ask in every case. You should not make assumptions about any relationship.

Treat relatives of cohabiting members of the household (both opposite and same sex) as though the cohabiting couple were married. That is, the mother of a partner is coded as mother-in-law. Other relatives include cousins, nieces, nephews, aunts and uncles.

You should probe on this question, but be sensitive. It may be that someone described as a 'son' or 'brother' earlier is actually a stepson or half-brother. Where possible, we want to know the true relationship. If you have doubts about any relationship, record as much information as possible to allow changes to coding later if appropriate.

Half brothers/sisters should be coded with step-brothers/sisters.

**BSPout / QSPOUT.INC**

*IF respondent has said they are married but they are without a spouse in the household (MarStat = 2 AND (Spouses [Loop1] = 0))*

**SpOut**

INTERVIEWER:

You've recorded [Name] as 'Married, but without a spouse in the household. PLEASE CHECK THIS. If spouse is away for six months or more, press 1 and enter to continue.

BUT IF NOT (eg if separated), ENTER 2 AND AMEND HOUSEHOLD GRID.

1. Married, spouse not in household
2. Other - AMEND HOUSEHOLD GRID

No DK, No Refusal

**ACCOMMODATION**

**BAccom / QACCOM.INC**

**RECORD ALWAYS**

**Accom**

INTERVIEWER CODE: IS THE HOUSEHOLD'S ACCOMMODATION:

1. a house or bungalow
2. a self-contained flat, maisonette or apartment
3. a room/rooms (e.g. bedsit or flatlet)
4. ...other?

Helpscreen:

If the household occupies a flat in a converted house, code 2

For a household to be included in category 3, it has to share either kitchen, bath/shower or WC with another household space

*IF Household accommodation is a house or bungalow (Accom = 1)*

**HseType**

INTERVIEWER CODE: IS THE HOUSE/BUNGALOW:

1. detached
2. semi-detached
3. or terraced/end of terrace?

Helpscreen:

A semi-detached house is one of a pair which are joined together.

A house at the end of a terrace must be coded 3 even if there are only three houses in the terrace.

Houses which are joined only by a garage (link-detached) should be coded as detached.

*IF Household accommodation is a flat or maisonette (Accom = 2)*

**FltTypN**

INTERVIEWER CODE: IS THE FLAT/MAISONETTE:

4. Purpose-built (including in block or tenement or over shops)
5. Part of a converted house
6. Part of other converted building (e.g. former school, church or warehouse)
7. In a commercial building (e.g. in an office building or hotel)

*IF Household accommodation is another type (Accom = 4)*

**AccOth**

INTERVIEWER CODE: IS THE ACCOMMODATION A:

1. caravan, mobile home or houseboat
2. or some other kind of accommodation?

**BTenure / QTENURE.INC**

**ASK ALWAYS**

**Ten1**

SHOW CARD 2

Do you (or your household) own or rent this accommodation?

1. Own outright
2. Buying it with the help of a mortgage or loan
3. Part own and part rent (shared ownership)
4. Rent it (includes all those who are on Housing Benefit or Local Housing Allowance)
5. Live here rent-free (including rent-free in relative's/friend's property; excluding squatting)
6. Squatting

Helpscreen:

This question is asking for the formal legal tenure of the HRP's household. If, for example, the HRP is a widow living in a house bought by her son (in his name) who is living elsewhere, she should be coded as living rent-free even though she may regard herself as an owner-occupier. Similarly, a household which is paying a contribution to upkeep but not a formal rent should be coded as rent-free. This could arise, for example, if a parent lived in a granny-flat as a separate household but paid a contribution to general expenses

**Owners**

Only code people as mortgagors if they have a mortgage for buying their home. Some people who have paid off their mortgage and are effectively outright owners make an arrangement with the lender to continue to pay a small amount of 'mortgage' as payment for the lender for keeping the deeds. They should be coded as outright owners.

People who own their home with a lease are counted as owners. It does not matter that they pay ground rent. Similarly people who own their own home under the new Commonhold tenure (see below) are also counted as owners.

### Shared owners

Shared ownership means partly owning (or buying with a mortgage) and partly renting the property, so that, if the person moves, he/she will get some of the proceeds from the sale of the property, according to how much of the original cost has been paid off. Include people who have paid off the mortgage portion. People with shared ownership arrangements are treated as owner-occupiers in the interview. They are not local authority/housing association tenants even if their arrangement is with a local authority/housing association. Owners who pay a service charge but not rent should be counted as owners, not shared owners.

### Rent free

People who live rent free do not always regard themselves as doing so, so particular care is needed in dealing with such cases.

The following types of case have caused problems. The correct coding is in brackets:

- Someone living in a 'granny-flat' owned by her son in his name (private renter living rent-free).
- Someone living in the property of a deceased partner which is held in trust (private renter living rent-free).
- A divorced/separated woman living in the house owned solely by her ex-partner who no longer lives there (rent-free if owned only in partner's name; owner if the house is owned in the name of both partners)

Sometimes respondents think they live rent-free when they do not e.g. people on full housing benefit who do not pay any rent to the landlord themselves because housing benefit is paid directly by the Department for Work and Pensions (DWP) formerly the Department of Social Security.

### Tied accommodation

People in tied accommodation should be coded here as renters (code 4) or rent-free (code 5), depending on whether or not they pay any rent. This group includes people whose accommodation goes with their job e.g. Church of England employees, caretakers, army personnel, council tenants whose accommodation goes with their job, some farmers. People in tied accommodation are classified as private renters, irrespective of who they are renting from.

### Unusual schemes/arrangements

Co-ownership: this is the joint ownership of residential properties (e.g. blocks of flats) by a group of people who have formed a registered co-ownership society. These schemes started in the 1970s but new legislation was passed in the 1980s so that there should not be any more.

Housing co-operatives: code as renting from a housing association (code 4 here, and code 2 at "Who is your landlord?" below)

Commonhold: a new form of land ownership in England and Wales, created by Part 1 of the Commonhold and Leasehold Reform Act 2002. It combines freehold ownership of a unit in a larger development with membership of a commonhold association that owns and is responsible for the management and upkeep of the common parts of the development. Commonhold is an alternative to long leasehold ownership of flats and other interdependent properties.

Housing Action Trusts: these are set up by local authorities and the properties rented are still owned by local authorities; their tenants are renting from a local authority.

Rents to Mortgages scheme: these are schemes available to council tenants whereby a tenant has the right to buy a share of their home for roughly the same price as the rent. These should be coded as shared owners here and "local authority" at type of landlord (below).

Private Sector Leasing: the Council leases private property for several years and lets it out to tenants. The landlord is the immediate landlord, which is the local authority.

Home Income Plans and Retirement Home Plans: these are where outright owners raise a loan on the security of the house for a regular income. They should be coded as outright owners.

Schemes for Mortgage defaulters: in these cases the property reverts to the lender and a rent is paid instead of a mortgage. Code as renters

BResLen / QRESLen.INC

### ASK ALWAYS

#### HLong

RECORDED FOR HOUSEHOLD REFERENCE PERSON [HRP NAME] ONLY

How long have you (has [Name]) lived at this address? ...

1. Less than 12 months
2. 12 months but less than 2 years
3. 2 years but less than 3 years
4. 3 years but less than 5 years
5. 5 years but less than 10 years
6. 10 years but less than 20 years
7. 20 years or longer

#### Helpscreen:

Enter the number of completed years at the address. Note that the question relates to address rather than place. It may be possible that an individual is living at a different address from 12 months ago but is living in the same town and county.



We are interested in knowing whether people have moved house recently because that could affect their travel behaviour, especially if they have moved out of the immediate neighbourhood.

Ask ALL

**OnlineN**

Does your household have access to the Internet from home?

By access I mean whether anyone in your household could use the Internet, at home, if they wanted to, even if just to send an e-mail.

1. Yes
2. No
3. No - Respondent unable to answer
4. Don't know if the household has access

Helpscreen:

'Respondent unable to answer' should be chosen at the interviewer's discretion only if it is obvious that the respondent does not know what the Internet is.

If respondent knows what the Internet is but doesn't know whether the household has access, code as 4.

BHDSshop / QHDSshop.INC

**HOME DELIVERIES AND FOOD SHOPPING**

ASK ALL

**OrderN**

SHOW CARD 3

I'd now like to ask a few questions about things which you/your household might have had delivered. We ask this question because we want to see to what extent shopping by phone, post or internet reduces people's need to travel.

Nowadays, do you/does anyone in your household ever order any of these things over the phone, by post or on the internet? Do not include letters, milk, newspapers, magazines or take away meals  
**ONLY INCLUDE THINGS FOR DOMESTIC USE  
CODE ALL THAT APPLY**

**IF YOU NEED HELP ABOUT WHAT COUNTS AS SHOPPING BY PHONE, BY POST OR ON THE INTERNET PRESS F9.**

Helpscreen:

We ask this question because we want to see to what extent shopping by phone/post/internet reduces people's need to travel.

**INCLUDE:**

Any items ordered on line (on the internet) and delivered to home or work

Any items ordered on the phone and delivered to home or work

Any items ordered by post and delivered to home or work

**DO NOT INCLUDE:**

Takeaway meals

Magazine / newspaper subscriptions (regardless of how you ordered them)

Letters, milk

Items ordered but not yet delivered

Items ordered in the shop, which are to be delivered afterwards

Items where a special journey is made to collect them

1. Food and drink (not including take away meals)
2. Clothes or footwear
3. Books/CDs/DVDs/software
4. Furniture
5. Soft furnishings/bedding
6. Electrical appliances or items (e.g. computer/fridge/tv/kettle)
7. Holiday/travel tickets
8. Any other tickets (not for travel)
9. Plants/bulbs/flowers/seeds
10. Health goods and toiletries
11. DIY/garden equipment
96. Anything else
97. (None of these)

*Asked if respondent orders goods by phone, post or internet (OrderN is not 97)*

**Deliv**

SHOW CARD 4

Can you tell me how often [you have/your household has] any of these things delivered, which have been ordered by phone, by post or on the internet?

**ONLY INCLUDE THINGS FOR DOMESTIC USE  
EXCLUDE LETTERS/ MILK/  
NEWSPAPERS/MAGAZINES and TAKE AWAY MEALS**

1. 3 or more times a week
2. Once or twice a week
3. Less than that but more than twice a month
4. Once or twice a month
5. Less than that but more than twice a year
6. Once or twice a year
7. Less than once a year

Helpscreen:

If a self-employed person gets things for their business delivered to home, don't count this unless the items are primarily for personal use. Exclude catalogues but include anything ordered from them. Items don't have to be ordered from or delivered to home.

**ASK ALWAYS**

**FdShp**

SHOW CARD 5

Now some questions about food shopping.

How does your household usually do its main food shopping?

INTERVIEWER NOTE: IF THE RESPONDENT OR OTHER HOUSEHOLD MEMBER VISITS A SUPERMARKET TO CHOOSE AND BUY FOOD AND THEN ARRANGES FOR IT TO BE DELIVERED, CODE AS 1 (GO TO SHOPS/MARKET IN PERSON).

1. Go to shops/market in person
2. Someone outside of the household goes to shops for me (e.g friend, relative, carer)
3. Order online for home delivery
4. Order by phone for home delivery
5. Order by post for home delivery
96. Other

#### **FdFreq**

SHOW CARD 6

And how often nowadays does the main food shopper for the household go to a shop to buy food or drink for the home?

Do not include going to buy lunch or a takeaway.

1. 3 or more times a week
2. Once or twice a week
3. Less than that but more than twice a month
4. Once or twice a month
5. Less than that but more than twice a year
6. Once or twice a year
7. Less than that or never

*If does food shopping in person (Fdshp=1)*

#### **TravSh**

How does the main food shopper usually travel when doing the main food shopping?

CODE ONE ONLY, FOR THE LONGEST PART, BY DISTANCE, OF THE USUAL JOURNEY TO THE SHOPS.

IF DIFFERENT METHOD TO GET TO SHOPS AND RETURN HOME,

CODE METHOD TO GET HOME

IF NO USUAL METHOD, ASK ABOUT THE LAST TIME

1. Underground, metro, light rail, tram
2. Train
3. Bus, minibus or coach
4. Motorcycle, scooter or moped
5. Car or van
6. Taxi/minicab
7. Bicycle
8. On foot
9. Does shopping online/shopping delivered
97. Other (please specify)

*If other mode of travelling to do shopping (TravSh=97)*

#### **XTravSh**

Please specify other answer

TEXT SHOULD BE NO MORE THAN 60 CHARACTERS

## ATTITUDE TO LOCAL SERVICES

BAttitud / QATTITUD.INC

ASK ALL

#### **SatServ**

SHOW CARD 7

Now I would like to ask some questions about your local bus services. By local I mean services which operate near your home. How satisfied are you with your local bus services?

1. Very satisfied
2. Fairly satisfied
3. Neither satisfied nor dissatisfied
4. Fairly dissatisfied
5. Very dissatisfied
6. Don't use buses

ASK ALL

#### **ReliaBus**

SHOW CARD 8

And, how would you rate the reliability of local buses?

1. Very reliable
2. Fairly reliable
3. Neither reliable nor unreliable
4. Fairly unreliable
5. Very unreliable
6. (No local service)
7. (Do not use)
8. (No opinion/Don't know)

*If there is a local service (ReliaBus = 1,2, 3, 4, 5, OR 7)*

#### **FrqBus**

SHOW CARD 9

How would you rate the frequency of local buses?

1. Very frequent
2. Fairly frequent
3. Neither frequent nor infrequent
4. Fairly infrequent
5. Very infrequent
6. (No local service)
7. (Do not use)
8. (No opinion/Don't know)

ASK ALL

#### **ClosRail**

SHOW CARD 10

Now thinking about local train services, which of these types of railway station or stop is closest to your home?

1. National or local rail
2. London Underground
3. Metro
4. Light rail
5. Tram

6. National rail and London Underground/metro/light rail/tram station in same place

Helpscreen:

Light rail includes for example, Docklands Light Railway and Nottingham Net. It does NOT include toy/miniature railways such as the Bluebell Line, Romney, Hythe and Dymchurch and the Ffestiniog.

ASK ALL

**Trainsat**

SHOW CARD 11

Now I would like to ask some questions about your train/underground/metro/light rail/tram services. How satisfied are you with train/underground/metro/light rail/tram services?

1. Very satisfied
2. Fairly satisfied
3. Neither satisfied nor dissatisfied
4. Fairly dissatisfied
5. Very dissatisfied
6. Do not use

ASK ALL

**RelMetro**

SHOW CARD 12

How would you rate the reliability of the train/underground/metro/light rail/tram?

1. Very reliable
2. Fairly reliable
3. Neither reliable nor unreliable
4. Fairly unreliable
5. Very unreliable
6. (No local service)
7. (Do not use)
8. (No opinion/Don't know)

*IF there is a local service (RelMetro = 1, 2, 3, 4, 5 OR 7)*

**FrqMetro**

SHOW CARD 13

How would you rate the frequency of the train/underground/metro/light rail/tram?

1. Very frequent
2. Fairly frequent
3. Neither frequent nor infrequent
4. Fairly infrequent
5. Very infrequent
6. (No local service)
7. (Do not use)
8. (No opinion/Don't know)

ASK ALL

**Cyclane**

SHOW CARD 14

How would you rate the provision of cycle lanes/cycle paths locally?

INTERVIEWER: "LOCALLY" REFERS TO WITHIN 5 MILES OF THE RESPONDENT'S HOME.

1. Very good
2. Fairly good
3. Neither good nor poor
4. Fairly poor
5. Very poor
6. (No local cycle lanes)
7. (Do not use)
8. (No opinion/Don't know)

Helpscreen:

This question relates to provision, not enforcement of cycle lanes/paths

ASK ALL

**Pavement**

SHOW CARD 15

How would you rate the condition of pavements locally where you live?

1. Very good
2. Fairly good
3. Neither good nor poor
4. Fairly poor
5. Very poor
6. (Not many pavements in the area)
7. (Do not use)
8. (No opinion/Don't know)

Helpscreen:

This question relates to all aspects of the condition of the pavements. eg cleanliness, unevenness etc. All pavements are included, not just those that are paved

**CHILDREN'S TRAVEL TO SCHOOL**

BChTrav / QTCHTRAV.INC

ASKED FOR EACH CHILD AGED 5-16 IN TURN, ANSWERED BY HRP OR ANOTHER RESPONDENT AGED 16 OR OVER

*IF Aged 5-16.*

**SchInt**

I'd now like to ask a few questions about your/the children's journey to and from school.

1. Press 1 and <Enter> to continue.

*IF Aged 5-16.*

**SchDly**

Does [Name] make a daily journey to and from school?

1. Makes daily journey
2. No daily journey (e.g. educated at home/boarding school)
3. Left school (e.g. 16 and just left school)

*IF Aged 5-16 and child makes a daily journey to and from school (SchDly = 1)*

**TravSc**

And how does [Name] usually travel to school? CODE ONE ONLY, FOR THE LONGEST PART, BY DISTANCE, OF THE CHILD'S USUAL JOURNEY TO SCHOOL

1. Underground, metro, light rail, tram
2. Train
3. Public bus, minibus or coach
4. School or local authority bus, minibus or coach
5. Motorcycle, scooter or moped"
6. Car or van
7. Taxi/minicab
8. Bicycle
9. On foot
97. Other (specify)

Helpscreen:

If different methods used on different days of the week, code method used on the majority of days in the week

*IF Aged 5-16 and child travels to school by 'other' method (TravSc=97)*

**XTravSc**

Please specify other answer.

*If usually travels by car or van to school (TravSc=6)*

**TravScW**

And does [Name] usually travel to school with any children from a different household?

INTERVIEWER: ONLY INCLUDE CHILDREN ALSO GOING TO SCHOOL. THEY NEED NOT BE GOING TO THE SAME SCHOOL

1. Yes
2. No

*ASK ODD YEARS ONLY (Module B).*

*IF Aged 5-16 and child makes a daily journey to and from school (SchDly = 1)*

**HowSch**

And how does [Name] usually travel home from school?

CODE ONE ONLY, FOR THE LONGEST PART, BY DISTANCE, OF THE CHILD'S USUAL JOURNEY FROM SCHOOL

5. Underground, metro, light rail, tram
6. Train
7. Public bus, minibus or coach
8. School or local authority bus, minibus or coach
5. Motorcycle, scooter or moped
6. Car or van
7. Taxi/minicab
8. Bicycle
9. On foot
97. Other (specify)

*IF child travels from school by 'other' method (HowSch=97)*

**XHowSch**

Please specify other answer.

TEXT SHOULD BE NO MORE THAN 60 CHARACTERS

*ASK ODD YEARS ONLY (Module B).*

*IF Aged 5-13 and child makes a daily journey to and from school (SchDly = 1)*

**AccAd**

When [Name] travels to or from school is he/she ...READ OUT...

NOTE: BUS DRIVERS DO NOT COUNT AS AN ACCOMPANYING ADULT

1. ...usually accompanied by an adult,
2. not usually accompanied by an adult,
3. or sometimes accompanied and sometimes not?
4. (part of way accompanied, part of way not)

*IF child is accompanied to school by an adult (AccAd = 1)*

**NotAlw1**

SHOW CARD 16

What are the reasons [Name] usually travels to and from school with an adult?

CODE ALL THAT APPLY.

IF TOO YOUNG, PROBE: Why do you think he/she's too young?

1. Traffic danger
2. Child might get lost/doesn't know the way
3. Child might not arrive (on time)
4. Fear of assault/molestation by an adult
5. Fear of bullying by other children
6. School too far away
7. Convenient to accompany child
97. Other reason (specify)

*IF there is another reason why child does not usually travel to and from school on their own (NotAlw1 = 97)*

**XnotAlw1**

Please specify other reasons.

TEXT SHOULD BE NO MORE THAN 60 CHARACTERS.

*ASK ODD YEARS ONLY (Module B).*

*IF Aged 5-13*

**Roads**

Is [Name] ever allowed to cross roads without being accompanied by an adult?

IF YES, PROBE: Is that always or sometimes?

NOTE: IF ONLY ALLOWED TO CROSS SOME ROADS, CODE 'SOMETIMES'

1. Yes, (almost) always
2. Yes, sometimes/depends
3. No, never

*IF child is always or sometimes allowed to cross roads without being accompanied by an adult (Roads = 1 or 2)*

**MainRd**

And is [Name] allowed to cross main roads or only minor roads?

1. Main roads
2. Only minor roads

**VEHICLE GRID**

BVehNum / QVEHNUM.INC

ASK ALWAYS

**IchEmp**

INTERVIEWER: ASK OR RECORD

May I just check is anyone in this household (are you) in paid employment?

NOTE: INCLUDE SELF-EMPLOYMENT

1. Yes (Someone in household working)
2. No-one in household working

NO DK, NO REFUSAL

*IF a household member is in paid employment (IchEmp = 1)*

**CarPool**

Some companies have a car-pool from which employees take a car when they need one. Does your household use cars from a company car-pool?

NOTE: AS A DRIVER

1. Yes
2. No

Helpscreen:

Company pool cars are cars which are taken from an employer run pool and not necessarily the same one is taken each day. They are not counted as household vehicles and are not routed through the rest of the questionnaire.

ASK ALWAYS

**UseVcl**

SHOW CARD 17

Do you, or any members of your household, at present own or have continuous use of any of the motor vehicles listed on this card?

Please choose your answer from this card.

INCLUDE COMPANY CARS (IF AVAILABLE FOR PRIVATE USE)

DO NOT INCLUDE COMPANY CAR-POOL CARS – THESE ARE CARS EMPLOYEES CAN ACCESS WHEN THEY NEED ONE BUT ARE NOT AVAILABLE FOR CONTINUOUS PRIVATE USE

PLEASE REMEMBER TO INCLUDE NOT JUST CARS BUT ALSO LIGHT VANS, MOTOR BIKES, SCOOTERS AND MOPEDS

1. Yes
2. No

ASK ALWAYS

**BrokenV**

And are there any other motor vehicles which are broken down or not in use but which your household may begin to use in the next month?

1. Yes
2. No

Helpscreen: We ask about broken down vehicles in case they come back into use during the survey period.

*IF household has continuous use of motor vehicle OR there are broken vehicles which may be used in the next month (UseVcl= 1 OR BrokenV=1)*

**NoPlveh**

How many vehicles does your household own or have continuous use of at present?

INTERVIEWER: INCLUDE ANY BROKEN DOWN VEHICLES WHICH MAY BE IN USE WITHIN THE NEXT MONTH BUT EXCLUDE COMPANY POOL CARS

: 0..10

NO DK, NO REFUSAL

*IF pick up interview is being conducted (StatusQ=2)*

**NewVeh**

When we completed the main interview together on [Date of Placement Interview], I asked you about any vehicles that your household had regular use of:

(May I just check), have you acquired the use of any (other) vehicles since then but before the end of the travel diary week.

i.e before [end of travel week]

INCLUDE COMPANY CARS (IF AVAILABLE FOR PRIVATE USE)

DO NOT INCLUDE COMPANY CAR-POOL CARS - THESE ARE CARS EMPLOYEES CAN ACCESS WHEN THEY NEED ONE BUT ARE NOT AVAILABLE FOR CONTINUOUS PRIVATE USE

PLEASE REMEMBER TO INCLUDE NOT JUST CARS BUT ALSO LIGHT VANS, MOTOR BIKES, SCOOTERS AND MOPEDS

ENTER RESPONSE AND <ENTER>, THEN PRESS <END> TO GO TO THE NEXT PICK-UP QUESTION. SEE HELP SCREEN <F9> FOR HOUSEHOLD VEHICLE DEFINITION...

1. Yes
2. No

Helpscreen:

INCLUDE HOUSEHOLD OWNED available for all or part of the Travel Week, EMPLOYER OWNED available for all or part of the Travel Week.

HIRED/BORROWED if household has FULL access for the WHOLE Travel Week TEMPORARILY OUT OF ACTION.  
VAN/LORRY if used or private use of any kind

*IF Household has acquired new vehicle since placement interview (NewVeh = 1)*

**NewNo**

How many other vehicles have you acquired since [start of travel week]?

ENTER RESPONSE AND <ENTER>, THEN PRESS <END> TO GO TO NEXT PICK-UP QUESTION

:1..10

NO DK, NO REFUSAL

**NumVeh**

(computed variable) Number of vehicles.

PRECODED. PRESS ENTER TO CONTINUE

BVehTab/ QTVEHTAB.INC

*IF pick up interview and household has acquired new vehicle since main interview (StatusQ=2 AND NewVeh = 1)*

**WhenAcq**

When did you acquire the use of your [first/second etc] additional vehicle? Was it...READ OUT...

NOTE: Travel week was from [date] to [date].

1. ...before the start of the Travel Week,
2. during the Travel Week,
3. or, after the end of the Travel Week?

*IF Household acquired new vehicle during the Travel Week or does not know when they acquired the vehicle in relation to the Travel Week (WhenAcq = 2 OR DK)*

**DateAcq**

Can you tell me the date on which you acquired the vehicle?

*FOR EACH HOUSEHOLD VEHICLE*

**Make**

What is the make of vehicle number [1, 2, 3, etc].  
E.G. FORD, VAUXHALL, RENAULT, PEUGEOT

*FOR EACH HOUSEHOLD VEHICLE*

**Model**

And the model? [1, 2, 3, etc].

E.G FIESTA, CLIO, MICRA, 106

*IF the model is known (Model = Response)*

**ModSpec**

Is there a model type or specification for this vehicle? If so enter it here. [Vehicle number].

E.G 1.6, XR2i, TURBO, ESTATE,  
CONVERTIBLE, 5 DOOR, 4x4

INTERVIEWER: If 'no' press <ENTER> to continue.

IT IS IMPORTANT THAT YOU COLLECT FULL DETAILS ABOUT THE VEHICLE AS YOU WILL NEED THIS INFORMATION FOR CODING LATER IN THE INTERVIEW

*FOR EACH HOUSEHOLD VEHICLE*

**VehUse**

CODE WHETHER the [Vehicle Make] [Vehicle Model]

1. is in regular use,
2. may begin to be used in the next month,
3. ONLY ASK AT PICK UP: vehicle acquired since placement?

*IF household has regular use of the motor vehicle (VehUse=1)*

**TypeVcl2**

SHOW CARD 17

I would now like to ask about the [Vehicle Make] [Vehicle Model] [Model Specification] vehicle. Can you tell me the type of vehicle this is from the list on this card.

INTERVIEWER: IF UNSURE WHETHER CAR OR VAN, VAN HAS NO SIDE WINDOWS BEHIND DRIVER

1. Four-wheel car (includes Multi Purpose Vehicles and people carriers)
2. Four-wheel drive passenger vehicle (eg Landrover, Jeep or similar)
3. Three-wheel car
4. Minibus, motor-caravan, dormobile etc
5. Light van (*no side windows behind driver*) (includes pick ups and car based vans)
6. Some other type of van or lorry
7. Motorcycle with sidecar / scooter with sidecar
8. Motorcycle/scooter
9. Moped
10. Some other motor vehicle (specify)

*IF household owns some other vehicle (TypeVcl2 = 10)*

**XOthType**

INTERVIEWER: Record other type of motor vehicle

*FOR EACH HOUSEHOLD VEHICLE*

*IF household vehicle is a car, minibus, motor-caravan, dormobile, or van (TypeVcl2=1, 2, 3, 4, or 5)*

**PrivVcl**

Is the [Vehicle Make] [Vehicle Model]...

1. privately owned
2. or is it a company vehicle?

Helpscreen:

PRIVATELY OWNED includes vehicles:

- being bought on hire purchase
- used continuously, i.e. for private as well as business purposes, by a self-employed respondent who owns the business and uses the vehicle as if owned, although the respondent may state that it is owned by the company

A COMPANY car is any car for which someone in the household pays company vehicle tax. It includes:

- cars supplied by an employer, spouse's employer etc.

Company cars provided exclusively for company business, i.e. where no private usage is permitted, should be excluded (at the first question on vehicle ownership or continuous use). Cars purchased from an employer should be coded as privately owned.

**FOR EACH HOUSEHOLD VEHICLE**

**HmnDriv**

Who drives the most mileage in the [Vehicle Make] [Vehicle Model] (taken over the year as a whole)?

1. Person 1
2. Person 2
3. Person 3
4. Person 4
5. Person 5
6. Person 6
7. Person 7
8. Person 8
9. Person 9
10. Person 10

89. IF MAIN DRIVER NOT HOUSEHOLD MEMBER, ENTER 89

**FOR EACH HOUSEHOLD VEHICLE**

*IF pick up interview (StatusQ=2)*

**StillGot**

INTERVIEWER: CODE OR ASK:

Does the household still have the [Vehicle Make] [Vehicle Model]?

ENTER RESPONSE THEN <ENTER>, THEN PRESS <END> TO GO TO NEXT PICK-UP QUESTION

1. Yes
2. No

*IF the household no longer has their vehicle at pick up ((StatusQ= 2 AND StillGot = 2)*

**WhenDis**

Was the [Vehicle Make] [Vehicle Model] sold or disposed of...READ OUT...

NOTE: Travel Week was from [Date] to [Date]

1. ...before the start of the Travel Week,
2. during the Travel Week,
3. or, after the end of the Travel Week?

*IF the household disposed of their vehicle during the Travel Week or does not know when it was disposed of (Whendis=2 OR DK)*

**DateDis**

On what date did you sell or dispose of the [Vehicle Make] [Vehicle Model]?

ASK ALL HOUSEHOLDS

**BlueBdg**

Does anyone in this household have a blue badge that allows them to park in disabled parking spaces?

INTERVIEWER: This badge was formerly referred to as the orange badge.

1. Yes
2. No

*If a household member has a blue badge (BlueBdg=1)*

**WhoBlue**

Which household member or members hold a blue badge?

INTERVIEWER: Code the household member(s) whose disability qualifies them for a blue badge.

CODE ALL THAT HOLD BADGES

1. Person 1
2. Person 2
3. Person 3
4. Person 4
5. Person 5
6. Person 6
7. Person 7
8. Person 8
9. Person 9
10. Person 10

*IF more than 1 person in household*

**SelPer**

INTERVIEWER: Code person number of respondent who answered the household questions. If more than one person answered the questions record who answered the majority.

CHOOSE ONE PERSON FROM THE LIST. IF CANNOT CHOOSE ONE CODE 97

1. Person 1
2. Person 2
3. Person 3
4. Person 4
5. Person 5
6. Person 6
7. Person 7
8. Person 8
9. Person 9
10. Person 10

**SelCheck**

INTERVIEWER: You have indicated person no. X. This is NAME.

If this is not correct, go back and change person no. in SelPer above

Press <1> to continue

## Individual questionnaire

The individual questionnaire was changed in 2009 to allow 5 people per session rather than 4.

BSession/Session.INC

Ask ALL

### IndInt

I now want to ask some questions about travel patterns, including any problems you might have travelling.

1. Continue

BWhoInt / QTWhoInt.INC

RECORD ALWAYS

### WhoInt

ENTER THE NUMBER OF THE PERSON YOU WANT TO INTERVIEW (OR RECORD AS NOT AVAILABLE) FROM THE LIST BELOW

1. Person 1
2. Person 2
3. Person 3
4. Person 4
5. Person 5
6. Person 6
7. Person 7
8. Person 8
9. Person 9
10. Person 10

NO DK, NO REFUSAL

RECORD ALWAYS

### IndQn

CODE WHETHER FACE TO FACE INTERVIEW, PROXY INTERVIEW, OR PERSON NOT AVAILABLE.

INTERVIEWER: IN GENERAL, FOR CHILDREN UNDER ELEVEN, INTERVIEW AN ADULT AND CODE AS 'PROXY'

1. Face to face
2. Proxy
3. Not available

NO DK, NO REFUSAL

## DISABILITIES THAT AFFECT TRAVEL

BDisab / QTDisab.INC

ASK OF EACH PERSON AGED 16 OR OVER IN TURN (DVAge >= 16)

ASK ALL

### MobDiff

NAME

(First of all I want to ask some questions about any health problem or physical disability that affects travelling).

Do you have any disability or other long standing health problem that makes it difficult for you to do any of the following... READ OUT EACH IN TURN...

INTERVIEWER: INCLUDE PROBLEMS DUE TO OLD AGE.

CODE ALL THAT APPLY.

1. ...go out on foot unaided?
2. use local buses?
3. or get in or out of a car?
4. no difficulty with any of these (SPONTANEOUS)

*IF does not have any mobility difficulties when using transport (MobDiff=4)*

### OthDis

And do you have any other disability of long standing health problem that limits your activities in any other way?

By 'long standing' I mean anything that has troubled you over a period of at least 12 months or that is likely to affect you over a period of at least 12 months.

1. Yes
2. No

*IF respondent has health problem that makes it difficult for them to go out on foot (MobDiff = 1)*

### Footout

NAME

Do you go out on foot at all nowadays?

IF YES, PROBE: on your own or with someone to assist you

1. Yes, on own
2. Yes, only with someone to assist
3. No

NO DK, NO REFUSAL

*IF respondent does not go out on foot alone (Footout = 2 or 3)*

### GoOut

NAME

Is it impossible for you to go out alone on foot or could you manage it but with difficulty?

1. Impossible
2. Difficult

*Ask on EVEN years only*

*If respondent is 16 or over and has difficulty going out on foot (If DVAge=>16 AND Mobdiff=1)*

### WhlAid

SHOW CARD 18

Do you use any of the things on this card to help you go out?

INTERVIEWER: A POWERED WHEELCHAIR IS SIMILAR IN DESIGN TO A MANUAL WHEELCHAIR EXCEPT IT IS POWERED.

1. Powered wheelchair
2. Manual wheelchair



3. Powered mobility scooter
4. Walking sticks
95. None of these
96. Other walking aid

Ask on *EVEN* years only. IF respondent has use of a wheelchair or mobility scooter (QwhlAid = 1, 2 or 3)

**PowWhUse**

SHOW CARD 19

How often do you go out in your wheel chair or on your mobility scooter?

1. 3 or more times a week,
2. Once or twice a week,
3. Less than that but more than twice a month,
4. Once or twice a month,
5. Less than that but more than twice a year,
6. Once or twice a year,
7. Less than that or never

IF respondent has health problem that makes it difficult for them to use local buses (MobDiff = 2)

**DifBusY**

NAME

How does your disability or health problem make it difficult for you to use local buses?

PROBE: How else?

CODE ALL THAT APPLY

1. Difficulty getting to and from the bus stop
2. Difficulty standing waiting at the bus stop
3. Difficulty identifying destination of bus
4. Difficulty getting on or off buses
5. Difficulty getting to and from the seat
6. Difficulty communicating with the driver/conductor
7. Difficulty finding out timetable information
97. Other (please specify)

IF respondent's disability makes it difficult to use buses for other reason

(DifBusY = 97)

**XDifBusY**

NAME

Please specify other answer.

IF respondent has health problem that makes it difficult for them to use local buses (MobDiff = 2)

**BusOut**

NAME

Can I check, do you use local buses at all nowadays?

1. Yes
2. No

IF respondent does not use local buses at all nowadays (BusOut = 2)

**BusPrb95**

NAME

CODE FIRST THAT APPLIES

Is it because of a disability or health problems or because the bus service is poor or for some other reasons?

1. Disability or health problem
2. Poor bus service
3. Other (specify)

IF respondent does not use local buses at all nowadays for other reasons (BusPrb95=3)

**XBusPb95**

NAME

INTERVIEWER: Record other reason

Ask on *EVEN* years only. IF respondent has disability/long standing health problem that makes it difficult to go out on foot, use a local bus or get in or out of a car (MobDiff = 1, 2 or 3)

**SpecTr**

NAME

SHOW CARD 20

As far as you know or have heard, are there any of these special transport services in your area for people who have difficulties in getting about?

CODE ALL THAT APPLY

1. Dial-a-ride service
2. Supermarket bus
3. Hospital car or service
4. Day centre car or service
5. Shared taxi scheme
6. Taxi voucher scheme
7. Postbus
8. Community owned minibus
97. Other special service (specify)
98. (Don't know type/name of service)
99. (Not aware of any of these services)

IF respondent has heard of other special transport service (SpecTr = 97)

**XSpecTr**

NAME

Please specify other answer.

Asked *EVEN* years only.

IF respondent is aware of a special service (SpecTr is not 99)

**SpecUs**

NAME

SHOW CARD 20

Do you use any of these special transport services?

CODE ALL THAT APPLY

1. Dial-a-ride service
2. Supermarket bus
3. Hospital car or service
4. Day centre car or service
5. Shared taxi scheme
6. Taxi voucher scheme
7. Postbus
8. Community owned minibus
9. Use services but don't know type/name of services used

97. Other special service (please specify)

98. (None of these)

*If uses another special service (if SpecUs=97)*

**XSpecUs**

NAME

Please specify other answer.

TEXT SHOULD BE NO MORE THAN 60 CHARACTERS

**METHODS OF TRANSPORT USED**

BMethod / QTMethod.INC

ASK ALL YEARS

**IntroC**

NAME

I would now like to ask you some questions about how often [you use /Name uses] various forms of transport.

1. Press 1 and <Enter> to continue.

ASK ALL YEARS

**PrivCar**

Name

SHOW CARD 21

How frequently [do you/ does name] travel by private car? Do not include taxi.

PLEASE COUNT EACH SINGLE TRIP AS ONE JOURNEY AND EACH RETURN TRIP AS TWO.

NOTE: ONLY INCLUDE TRAVEL WITHIN GREAT BRITAIN, OVER THE LAST YEAR OR SO.

1. 3 or more times a week
2. Once or twice a week
3. Less than that but more than twice a month
4. Once or twice a month
5. Less than that but more than twice a year
6. Once or twice a year
7. Less than that or never

ASK ALL YEARS. *IF ever use bus (Busout <>No)*

**Ordbus**

NAME

SHOW CARD 21

How frequently do you use local buses?

PLEASE COUNT EACH SINGLE TRIP AS ONE JOURNEY AND EACH RETURN TRIP AS TWO.

NOTE: ONLY INCLUDE TRAVEL WITHIN GREAT BRITAIN, OVER THE LAST YEAR OR SO.

1. 3 or more times a week
2. Once or twice a week
3. Less than that but more than twice a month
4. Once or twice a month
5. Less than that but more than twice a year
6. Once or twice a year
7. Less than that or never

ASK ALL YEARS.

**Coach**

NAME

SHOW CARD 21

(How frequently do you/does name use) an express bus or coach within Great Britain?

PLEASE COUNT EACH SINGLE TRIP AS ONE JOURNEY AND EACH RETURN TRIP AS TWO.

NOTE: ONLY INCLUDE TRAVEL WITHIN GREAT BRITAIN, OVER THE LAST YEAR OR SO

1. 3 or more times a week
2. Once or twice a week
3. Less than that but more than twice a month
4. Once or twice a month
5. Less than that but more than twice a year
6. Once or twice a year
7. Less than that or never

ASK ALL YEARS.

**Train**

NAME

SHOW CARD 21

(How frequently do you/does name use) a train, not including underground, tram or light rail?

PLEASE COUNT EACH SINGLE TRIP AS ONE JOURNEY AND EACH RETURN TRIP AS TWO.

NOTE: ONLY INCLUDE TRAVEL WITHIN GREAT BRITAIN, OVER THE LAST YEAR OR SO.

1. 3 or more times a week
2. Once or twice a week
3. Less than that but more than twice a month
4. Once or twice a month
5. Less than that but more than twice a year
6. Once or twice a year
7. Less than that or never

ASK ALL YEARS.

**TaxiCab**

NAME

SHOW CARD 21

(How frequently do you/ does name use) a taxi/minicab?

PLEASE COUNT EACH SINGLE TRIP AS ONE JOURNEY AND EACH RETURN TRIP AS TWO

NOTE: ONLY INCLUDE TRAVEL WITHIN GREAT BRITAIN, OVER THE LAST YEAR OR SO.

1. 3 or more times a week
2. Once or twice a week
3. Less than that but more than twice a month
4. Once or twice a month
5. Less than that but more than twice a year
6. Once or twice a year
7. Less than that or never

ASK ALL YEARS

**Plane**

NAME

SHOW CARD 21

(How frequently do you/does name take) an **internal** air flight within Great Britain?  
PLEASE COUNT EACH SINGLE TRIP AS ONE JOURNEY AND EACH RETURN TRIP AS TWO.  
NOTE: ONLY INCLUDE TRAVEL WITHIN GREAT BRITAIN, OVER THE LAST YEAR OR SO.

1. 3 or more times a week
2. Once or twice a week
3. Less than that but more than twice a month
4. Once or twice a month
5. Less than that but more than twice a year
6. Once or twice a year
7. Less than that or never

**ASK ALL YEARS**

*IF age is 1 or over and respondent goes out on foot (DVAge >1 AND Footout is not 3)*

#### **Walk**

NAME

SHOW CARD 21

How frequently do you walk anywhere for 20 minutes or more without stopping. Please count each single trip as one journey and each return trip as two?

INCLUDE ALL WALKS, WHETHER FOR PLEASURE OR WITH A PURPOSE.

IF ROUND TRIP, COUNT AS ONE JOURNEY  
NOTE: ONLY INCLUDE TRAVEL WITHIN GREAT BRITAIN, OVER THE LAST YEAR OR SO.

1. 3 or more times a week
2. Once or twice a week
3. Less than that but more than twice a month
4. Once or twice a month
5. Less than that but more than twice a year
6. Once or twice a year
7. Less than that or never

Helpscreen:

Children in pushchairs do not count as walking

#### **CYCLING**

BCycle / QTCycle.INC

ALL QUESTIONS ASKED OF EACH PERSON AGED 5 OR OVER IN TURN (DVAGE=>5)

**ASK ALL**

#### **GenCycle**

NAME

(The next few questions are about cycling.)  
Excluding exercise bikes, do you... READ OUT...

1. ...own a bicycle yourself,
2. have regular use of a bicycle owned by someone else,
3. or have no regular use of a bicycle?

*IF respondent regularly uses bicycle owned by someone else (GenCycle = 2)*

#### **CycElse**

NAME

Is that bicycle owned by someone in the household or someone outside the household?

1. Someone in the household
2. Someone outside the household

**ASK ALL**

#### **Cycle12**

NAME

(May I just check,) have you ridden a bicycle during the last 12 months, (that is since [this date last year])?

1. Yes
2. No
3. Don't know / Can't remember

Helpscreen:

This means independently riding a bicycle. Do not count riding on a child seat or bicycle attached to an adults

*If has ridden bike in last year (Cycle12=1)*

#### **Bicycle**

NAME

SHOW CARD 22

How frequently do you / does name use a bicycle?  
PLEASE COUNT EACH SINGLE TRIP AS ONE JOURNEY AND EACH RETURN TRIP AS TWO  
NOTE: ONLY INCLUDE TRAVEL WITHIN GREAT BRITAIN, OVER THE LAST YEAR OR SO.

1. 3 or more times a week
2. Once or twice a week
3. Less than that but more than twice a month
4. Once or twice a month
5. Less than that but more than twice a year
6. Once or twice a year

Helpscreen:

This means independently riding a bicycle. Do not count riding on a child seat or bicycle attached to an adult's

*IF respondent has ridden bike in last 12 months (Cycle12 = 1)*

#### **CycMore**

Do you think you generally do more, less or about the same amount of cycling now as you did this time last year?:

INTERVIEWER: This can be in terms of either number of trips or distance cycled

1. More
2. Less
3. About the same

*IF respondent has ridden bike in last 12 months (Cycle12 = 1)*

**Cycle4w**

(May I just check,) and have you ridden a bicycle during the last 4 weeks, (that is since [date 4weeks ago])?

1. Yes
2. No
3. Don't know / Can't remember

*If respondent has ridden bike in last 12 months (Cycle12 = 1)*

**CycRoute**

NAME

SHOW CARD 23

When you cycled in the last 12 months, where did you usually cycle? Please choose an answer from this card.

1. Mainly on the road
2. Mainly on pavements, cycle paths or cycle lanes that were not part of a road
3. Mainly off the road in parks, open country, or private land
4. On a variety of different surfaces

ASK ALL

**YNotCyc**

SHOW CARD 24

We are interested to know about the barriers to people cycling more. Please look at this card which shows reasons for not cycling more and tell me which apply to you?

CODE ALL THAT APPLY

19. Got a car / learnt to drive
20. Easier / quicker to go by car
21. Lack of time / too busy
22. General lack of interest / motivation
23. Too much traffic / traffic too fast
24. Drivers attitudes towards cyclists
25. Poorly maintained road surfaces
26. Poor street lighting
27. Road safety concerns
28. Personal security concerns
29. Lack of cycle routes
30. Nowhere safe to leave the bicycle at destination
31. Switched to public transport
32. Ill-health reasons
33. Too old
34. The weather
35. Bike broken / don't own a bike
36. Cycle enough already
96. Other (please specify)

*If other reason for preventing people from cycling more (WyNotCyc = 96)*

**XYNotCyc**

Interviewer, please record other reason(s)

:STRING[60]

*If more than one answer for reasons preventing people from cycling more (YNotCyc = more than one response)*

**ResMNCy**

And, which one of these would you say was your/his/her **main reason** for not cycling more?

CODE ONE ONLY

19. Got a car / learnt to drive
20. Easier / quicker to go by car
21. Lack of time / too busy
22. General lack of interest / motivation
23. Too much traffic / traffic too fast
24. Drivers attitudes towards cyclists
25. Poorly maintained road surfaces
26. Poor street lighting
27. Road safety concerns
28. Personal security concerns
29. Lack of cycle routes
30. Nowhere safe to leave the bicycle at destination
31. Switched to public transport
32. Ill-health reasons
33. Too old
34. The weather
35. Bike broken / don't own a bike
36. Cycle enough already
96. Other (please specify)

*If other reason for preventing people from cycling more (YNotCyc = Other)*

**XResMNCy**

INTERVIEWER, please record which other reason is the main reason.

If there was only one other reason you can enter 'see prev' rather than typing the full reason again.  
:STRING[100]

**DRIVING LICENCE**

BDrLic / QTDrLic.INC

ASKED OF EACH PERSON AGED 16 OR OVER IN TURN (DVage=> 16)

ASK ALL

**DLFull**

NAME

Do you hold a full driving licence valid in Great Britain to drive either a car, or a motorcycle, scooter or moped?

INCLUDE: DISQUALIFIED DRIVERS AND INTERNATIONAL PERMITS/OTHER LICENCES VALID IN THE UK.

1. Yes
2. No

*If respondent has full driving licence (DLFull = 1)*

**DLTyp95**

NAME

Is it for a car only, a motorcycle only or for both, or is it for a car with special adaptations?

THE CODES AFTER THE '/' APPLY TO LICENCES ISSUED AFTER JUNE 1990  
INTERVIEWER: ASK RESPONDENT TO CHECK DRIVING LICENCE

1. Car (A or B) / (B)
2. Car (A or B) / (B) - (AUTOMATIC ONLY)
3. Both car and motorcycle (A&D)/(A&B)
4. Motorcycle (D) / (A)/P
5. Car with special adaptations (A restricted, B)
6. Moped (E) / (P)

*If driving licence is for both a car and motorcycle (DLTyp95 = 3)*

**CarMot95**

NAME

May I just check, have you actually passed a test to drive a motorcycle of over 125CC?

1. Yes
2. No

*If respondent has licence for a car (DLTyp95 = 1, 2, 3 OR 5)*

**Drive95**

NAME

Do you drive... READ OUT ...

CODE AUTOMATIC CAR AS AN ORDINARY CAR

CODE ALL THAT APPLY

1. ...an ordinary car (without special adaptations for people with disabilities),
2. ...a car with special adaptations for people with disabilities,
3. ...or some other kind of vehicle?
4. (no longer drive)

Helpscreen:

Adaptations for babies / young children don't count unless they are for a specific disability.

*If respondent drives some other kind of vehicle (Drive95 = 3)*

**XOthVeh**

NAME

INTERVIEWER: DESCRIBE THIS OTHER TYPE OF VEHICLE

*If (respondent uses cars from a company car-pool OR owns or has continuous use of a vehicle OR household may begin to use broken down vehicle in the next month) AND (respondent drives a car or other vehicle (Carpool = 1 OR UseVcl=1 OR BrokenV=1) AND (Drive95=1, 2 or 3)*

**VehUsu**

NAME

READ OUT IF MORE THAN ONE VEHICLE

(May I check) which is the car/(vehicle) you usually drive?

INTERVIEWER: ENTER VEHICLE NUMBER OR CODE 89 IF INFORMANT USUALLY DRIVES A NON-HOUSEHOLD CAR

1. Vehicle 1
2. Vehicle 2

3. Vehicle 3
4. Vehicle 4
5. Vehicle 5
6. Vehicle 6
7. Vehicle 7
8. Vehicle 8
9. Vehicle 9
10. Vehicle 9
11. Vehicle 10
89. Usually drives non household vehicle

*If respondent has a licence for a car, automatic car, car and motorcycle, or car with adaptations AND no longer drives*

*(DLType95=1, 2, 3 or 5 OR Carmot95=Response AND Drive95=4)*

**NoDrivN**

NAME

Why do you not drive at the moment?

CODE ALL THAT APPLY

1. Family or friends can drive you/him/her when necessary
2. Other forms of transport available
3. Cost of insurance
4. Cost of buying a car
5. Other general motoring costs
6. Environmental reasons
7. Safety concerns / Nervous about driving
8. Physical difficulties/disabilities/health problems
9. Too old
10. No access to a car
11. Banned
12. Not interested in driving / don't like driving
13. Busy/congested roads
96. Other (Please specify)

*If respondent does not drive for some other reason (NoDrivN = 96)*

**XNodriv**

NAME

INTERVIEWER: EXPLAIN WHY INFORMANT NO LONGER DRIVES.

*If respondent does not hold a full driving licence or only has a motorcycle or moped licence, and is older than 59 ((DLFull = 2 OR DLTyp95 = 4 OR DLTyp95 = 6) AND (DVAge > 59))*

**EvDLic95**

NAME

Have you ever held a full driving licence valid in Great Britain to drive a car?

1. Yes
2. No

*If respondent does not hold a full driving licence or only has a moped or motorcycle licence and is older than 59 and respondent did once have a licence*

*(DLFull=2 OrR DLTyp95=6) AND (DVAge>59) AND (EvDLic95=1)*

**NolicN**

NAME

Why do you/does name no longer hold a licence?

CODE ALL THAT APPLY

1. Family or friends can drive me when necessary
2. Other forms of transport available
3. Cost of insurance
4. Cost of buying a car
5. Other general motoring costs
6. Safety concerns/Nervous about driving
7. Physical difficulties/disabilities/health problems
8. Too old
9. No access to a car
10. Banned
11. Not interested in driving/don't like driving
12. Licence expired
13. Other (specify)

*If other reason for no longer holding a licence  
(NoLicN = 13)*

**XNoLicN**

NAME

INTERVIEWER: EXPLAIN WHY INFORMANT NO LONGER HOLDS A LICENCE.

*If respondent once held a full driving licence to drive a car or respondent no longer drives  
(EvDLic95 = 1 OR Drive95 = 4)*

**LastDr95**

NAME

How old were you when you last drove?

*If respondent has full driving licence for car, motorcycle, scooter, or moped (DLFull = 1)*

**DLAge**

NAME

How old were you when you FIRST obtained a full licence?

: 12..99

*If respondent does not have a full driving licence for a car, motorcycle, scooter or moped and respondent has never held a full driving licence for a car (DLFull = 2 AND EvDLic95 = 2)*

**DLProv**

NAME

Do you hold a provisional driving licence for a car, motorcycle, scooter or moped?

1. Yes
2. No

*If respondent has a provisional licence for a car, motorcycle, scooter or moped (DLProv = 1)*

**ProTyp95**

NAME

Is it for a car only, a car and motorcycle, a car with special adaptations or something else?

CODE FIRST THAT APPLIES

1. Car only

2. Car and motorcycle
3. Car with special adaptations
5. Motorcycle, scooter or moped only
4. Something else (PLEASE SPECIFY)

*If provisional licence is for some other vehicle  
(ProTyp95 = 4)*

**XProTp95**

NAME

INTERVIEWER: Record other answer

*If the respondent has a provisional licence for a car, automatic car or car with adaptations  
(ProTyp95=1,2,3)*

**PDrivSt**

Are you currently learning to drive?

1. Yes
2. No

*If respondent is 17 or over and doesn't have a provisional licence OR is not currently learning to drive (DVAge>=17 AND (DLProv=2 or PDrivSt=2))  
If random subsample A then show card A (order as below).*

*If random subsample B then show card B (order reversed).*

**ResNDN**

NAME

SHOW CARD 25A/25B

We are interested to know why some people do not drive. Please look at this card which shows reasons for not driving and tell me which apply to you/name?

CODE ALL THAT APPLY

1. Family or friends can drive me when necessary
2. Other forms of transport available
3. Cost of learning to drive
4. Cost of insurance
5. Cost of buying a car
6. Other general motoring costs
7. Environmental reasons
8. Safety concerns/Nervous about driving
9. Physical difficulties/disabilities/health problems
10. Too old
11. Too busy to learn
12. Put off by theory/practical driving test
13. Not interested in driving
14. Busy/congested roads
15. Driving without a licence (Spontaneous only)
96. Other

*If other reason why they do not drive  
(ResNDN=97)*

**XResNDN**

Interviewer, please record other reason(s)

*If more than one answer why they do not drive  
(ResNDN = more than one response)*

**ResNDNM**

NAME

SHOW CARD 25A/25B

And, which one of these would you say was your/his/her *main reason* for not holding a driving licence?

CODE ONE ONLY

1. Family or friends can drive me when necessary
2. Other forms of transport available
3. Cost of learning to drive
4. Cost of insurance
5. Cost of buying a car
6. Other general motoring costs
7. Environmental reasons
8. Safety concerns/Nervous about driving
9. Physical difficulties/disabilities/health problems
10. Too old
11. Too busy to learn
12. Put off by theory/practical driving test
13. Not interested in driving
14. Busy/congested roads
15. Driving without a licence (Spontaneous only)
96. Other

*If other main reason why they do not drive (ResNDNM=96)*

**XResNDNM**

INTERVIEWER, please record which other reason is the main reason. If there was only one other reason you can enter 'see prev' rather than typing the full reason again.

**DrivLik**

NAME

Are you likely to learn to drive?

INTERVIEWER: If Yes PROBE for time scale.

Code first that applies

1. within the next year
2. within the next five years
3. within the next 10 years
4. in more than ten years time
5. never

*ASK ALL YEARS. IF holds a full driving licence (DLFull = Yes)*

**CarClub**

Are you a member of a Car Club such as ZipCar or Citycar?

By car club we mean a club where you can rent a vehicle to drive for a short period of time, usually hourly.

Do not include AA, RAC or vintage car club membership.

1. Yes
2. No

*If currently learning to drive (PDrivSt=1)*

**ThryTak**

Have you taken the driving theory test?

1. Yes
2. No

*If taken theory test*

*(If ThryTak=1)*

**ThryWhM**

When did you first take the driving theory test?

ENTER MONTH:

:1..12

*If taken theory test*

*(If ThryTak=1)*

**ThryWhY**

ENTER YEAR:

:1950..2030

Hard check appears if: year is later than year of interview.

*If taken theory test*

*(If ThryTak=1)*

**PassThry**

Have you passed the driving theory test?

1. Yes
2. No

*If passed theory test*

*(PassThry=1)*

**FailThryN**

How many times did you fail the theory test before passing?

INTERVIEWER: IF RESPONDENT PASSED THEIR THEORY TEST FIRST TIME THEN ENTER '0'.

0..30

*If passed theory test*

*(PassThry=1)*

**PracTak**

Have you taken the practical driving test?:

1. Yes
2. No

*If taken practical test*

*(PracTak=1)*

**PracNum**

How many times have you taken the practical test?

: 1..30

*If taken practical test*

*(PracTak=1)*

**Prac1WhM**

When did you first take the practical test?

ENTER MONTH:

:1..12

*If taken practical test*

*(PracTak=1)*

**Prac1WhY**

ENTER YEAR:

:1950..2030

{CHECK YEAR MUST NOT BE AFTER YEAR OF INTERVIEW}

*If taken practical test more than once**(PracNum>=2)***Prac2WhM**

When did you most recently take the practical test?

ENTER MONTH:

:1..12

*If taken practical test more than once**(PracNum>=2)***Prac2WhY**

ENTER YEAR:

:1950..2030

{CHECK YEAR MUST NOT BE AFTER YEAR OF INTERVIEW}

*If passed theory test**(PassThry=1)***Prac3Wh**

SHOWCARD 26

And when do you plan to [next] take the practical test?

1. Within the next month
2. Within the next three months
3. Within the next six months
4. Within the next year
5. Within the next two years
6. Longer than that

ASK ALL YEARS. IF Car club member (CarClub = Yes)

**CarClubF**

Name

SHOW CARD 27

How frequently [do you/ does name] use a Car Club vehicle?

PLEASE COUNT EACH SINGLE TRIP AS ONE JOURNEY AND EACH RETURN TRIP AS TWO.

NOTE: ONLY INCLUDE TRAVEL WITHIN GREAT BRITAIN, OVER THE LAST YEAR OR SO.

1. 3 or more times a week
2. Once or twice a week
3. Less than that but more than twice a month
4. Once or twice a month
5. Less than that but more than twice a year
6. Once or twice a year

**EDUCATION, PAID WORK AND JOURNEY PLANNING**

BILO / QTILO.INC

ASKED OF EACH PERSON AGED 16 OR OVER IN TURN (DVage=&gt;16)

ASK ALL

**EdAttn1**

I would now like to ask you a few questions about your education and employment.

Do you have any educational qualifications for which you received a certificate?

1. Yes
2. No

Helpscreen:

If the respondent is unsure, then educational qualifications are usually obtained at school, college or university. Respondent need not have the certificate in their possession NOW - just must have received one once.

*IF does not have any educational qualifications**(EdAttn1 = 2)***EdAttn2**

Do you have any professional, vocational or other work-related qualifications for which you received a certificate?

1. Yes
2. No

Helpscreen:

Respondent need not have the certificate in their possession NOW - just must have received one once.

*IF has a qualification (EdAttn1 = 1 OR EdAttn2 = 1)***EdAttn3**

NAME

Was your highest qualification....

1. at degree level or above
2. or another kind of qualification?

Helpscreen:

Do not attempt to give any guidance, or express any opinion of your own about any of the terms used. If respondents say they are unsure what counts as a 'certificate' or 'degree-level' (or any other term), reassure them that we would like them to make their own best judgement of how to answer.

ASK ALL

**Wrking**

NAME

Did you do any paid work in the 7 days ending Sunday the [date of last Sunday], either as an employee or as self-employed?

1. Yes
2. No



Helpscreen:

Take respondent's definition, but it must be PAID work. PAID WORK means ANY work FOR PAY OR PROFIT done in the reference week, including Saturday jobs, casual work (eg baby-sitting, running a mail order club, etc.) children with a paper round etc, even though they may still be at school, work by 'retired'.

Include self-employed people if they work in their own business, professional practice, or farm for the purpose of earning a profit.

Exclude nurses in training under Project 2000 and other student nurses.

*IF respondent did not do any paid work and aged less than 65 (Wrking = 2 and DVAge<65)*

**SchemeET**

NAME

Were you on a government scheme for employment training?

1. Yes
2. No

*IF respondent was not on a government training scheme OR not working and aged more than 62 if female or more than 64 if male (SchemeET = 2 or (Wrking=2 and DVAge>=63/65))*

**JbAway**

NAME

Did you have a job or business that you were away from?

1. Yes
2. No
3. Waiting to take up a new job/business already obtained

Helpscreen:

Only code YES if there is definitely a job to return to.

Take the respondent's definition of whether they are in paid work or not. If they are unsure: a job exists if there is a definite arrangement between an employer and an employee for work on a regular basis, whether work is full or part time.

Long term absence from work, except career breaks: if total absence exceeds 6 months, a person has a job only if full or partial pay has been received during absence and they expect to return to same employer.

Career breaks - as above except pay not necessary.

Seasonal workers 'between seasons' (ie not currently working) should be coded 2. (Note, the

odd week of sick leave during the working season should be treated the same as in other work, and coded 1.

Casual workers - code No even if expect to work for employer again in future.

*IF respondent was not away from a job or business OR was waiting to take up a new job (JbAway = 2 OR 3)*

**OwnBus**

NAME

Did you do any unpaid work in that week for any business that you own?

1. Yes
2. No

Helpscreen:

The people we expect to answer Yes here are those whose work contributes directly to a business, farm, or professional practise that they own, but who receive no pay or profits. EXCLUDE unpaid voluntary work done for charity etc.

*IF not doing any unpaid work for own business (OwnBus = 2)*

**RelBus**

NAME

...or that a relative owns?....

1. Yes
2. No

Helpscreen:

The people we expect to answer Yes here are those whose work contributes directly to a business, farm, or professional practise OWNED BY A RELATIVE, but who receive no pay or profits (e.g. a wife doing her husband's accounts or helping with family business). EXCLUDE unpaid voluntary work done for charity etc.

*IF respondent is not away from job and did not do unpaid work for own business or one that a relative owns (JbAway=2 and RelBus = 2)*

**Looked**

NAME

Thinking of the 4 weeks ending Sunday the [Date of last Sunday], were you looking for any kind of paid work or government training scheme at any time in those 4 weeks?

1. Yes
2. No
3. Waiting to take up a new job or business already obtained

Helpscreen:

'Looked for paid work' may cover a wide range of activities and you should NOT try to interpret the phrase for the respondent.

Looking in the paper for vacancies is an active form of search.

Looking for work on government scheme requires an approach to the agency.

*IF respondent was looking for a job or waiting to take up a new job or business already obtained (Looked=1 or 3, OR JbAway= 3)*

#### **HowLong**

SHOW CARD 28

NAME

How long have you been looking/were you looking for paid work/a place on a government scheme

1. Not yet started
2. Less than 1 month
3. 1 month or more but less than 3 months
4. 3 months or more but less than 6 months
5. 6 months or more but less than 12 months
6. 12 Months or more

*IF respondent was looking for a job or waiting to take up a new job already obtained (Looked=1, or 3 OR JbAway= 3)*

#### **StartJ**

NAME

If a job or a place on a government scheme had been available in the week ending Sunday the [date of last Sunday], would you have been able to start within 2 weeks?

1. Yes
2. No

*IF respondent was not looking for paid work or did not have a job that they were away from (Looked = 2 OR StartJ = 2)*

#### **YInAct**

NAME

What was the main reason you (did not seek any work in the last 4 weeks/would not be able to start in the next 2 weeks?)

1. Student
2. Looking after the family/home
3. Temporarily sick or injured
4. Long-term sick or disabled
5. Retired from paid work
6. Other reasons

Helpscreen:

There is no predetermined definition of any of the categories at this question; you should accept the respondent's answer.

Do not prompt the categories. If, exceptionally, an answer covers more than one coding category, ask which is the main reason and code that one only.

*Computed variable*

#### **DVIL03a**

DV for ILO in employment - 3 categories

1. InEmp (employed)
2. Unemp (unemployed)
3. EclnAct (economically inactive)

*Computed variable*

#### **DVIL04a**

DV for ILO in employment - 4 categories

1. InEmpXuf
2. UFW
3. Unemp
4. EclnAct

BEDUC / QTEduc.INC

*ASKED OF EACH PERSON, IN TURN, WHO ARE AGED 16 OR OVER, AND ARE WORKING OR ON A TRAINING SCHEME OR AWAY FROM A JOB OR WAITING TO TAKE UP A JOB OR LOOKED FOR WORK IN LAST 4 WEEKS OR ARE NOT LOOKING FOR WORK BECAUSE THEY ARE A STUDENT*

*(DVAGE=>16 AND (WRKING=1 OR SCHEMEET=1 OR JBAWAY=1 OR 3 OR LOOKED=1 OR YINACT=1))*

#### **EducN**

NAME

Is name / are you at present attending a school or college, either full time or part time?

1. Yes - full time
2. Yes - part time
3. No

#### **TRANSPORT RELATED BARRIERS TO WORK**

BTrEmp / QTTrEmp.INC

*If respondent is aged 16-70 (DVAge16-70)*

#### **PrbJobN**

NAME

In the past 12 months have you/has name turned down a job or decided not to apply for a job you were interested in due to problems with transport?

1. Yes - turned down a job
2. Yes - decided not to apply for a job
3. No

*If turned down job or decided not to apply for a job because of transport problems (PrbJobN = 1 or 2)*

#### **PrbTyp1**

NAME

What sort of problems with transport were these?

CODE ALL THAT APPLY

1. Too far
2. Car not available
3. Don't have a current driving licence/can't drive
4. Cost of petrol
5. Lack of parking facilities
6. Cost of parking
7. Traffic congestion/roadworks
8. Inadequate public transport

- 9. Cost of using public transport
- 10. Personal physical difficulties/disability
- 11. Personal safety concerns
- 97. Other (specify)

*IF respondent had other problem with transport (PrbTyp1=97)*

**XPrbTyp1**

NAME

Please specify other answer.

**LAST PAID JOB**

BLastJb / QTLastJb.INC

*ASKED OF ALL IN TURN, IF THEY ARE 16 OR OVER AND UNEMPLOYED OR ECONOMICALLY INACTIVE (DVAGE =>16 AND DVIL03a = 2 OR 3)*

ASK ALL

**Everwk**

NAME

Have you ever had a paid job, apart from casual or holiday work?

- 1. Yes
- 2. No

*IF has had a paid job (Everwk = 1)*

**DtJbL**

NAME

When did you leave your last PAID job?  
FOR DAY NOT GIVEN.....ENTER 15 FOR DAY  
FOR MONTH NOT GIVEN....ENTER 6 FOR MONTH

THIS QUESTION DOES NOT INCLUDE CASUAL OR HOLIDAY WORK

Helpscreen:

If day and month are not volunteered readily, only probe as follows:  
day....if in last 12 months  
month....if in last 24 months.

**MAIN JOB DETAILS**

BMainJb / QTMainJb.INC

*ASKED OF ALL IN TURN, IF THEY ARE 16 OR OVER AND EMPLOYED OR HAVE EVER HAD A PAID JOB (DVAge >= 16 AND (DVIL03a = 1 OR EVERWK=1))*

ASK ALL

**IndD**

NAME

CURRENT OR LAST JOB

What did/(does) the firm/organisation you work(ed) for mainly make or do (at the place where you work(ed))?

DESCRIBE FULLY - PROBE MANUFACTURING or PROCESSING or DISTRIBUTING ETC. AND MAIN GOODS PRODUCED, MATERIALS USED, WHOLESALE or RETAIL ETC.

ASK ALL

**OccT**

NAME

JOB TITLE CURRENT OR LAST JOB

What was/(is) your (main) job (in the week ending Sunday the [date of last Sunday])?

Helpscreen:

REFERENCE PERIOD: MAIN job in reference week or last job if ever worked.

DEFINITION OF MAIN JOB: respondents with more than one job should decide themselves which is their main job. Only if they are unable to do so should the LFS criterion be applied: the job which was the largest number of hours.

ASK ALL

**OccD**

NAME

CURRENT OR LAST JOB

What did/(do) you mainly do in your job?

CHECK SPECIAL QUALIFICATIONS/TRAINING NEEDED TO DO THE JOB

ASK ALL

**Stat**

NAME

Were/(Are) you working as an employee or were/(are) you self-employed?

- 1. Employee
- 2. Self-employed

Helpscreen:

The division between employees and self-employed is based on RESPONDENTS' OWN ASSESSMENT of their employment status in their main job.

Freelancers can be employed or self-employed. If respondent cannot decide which they are, ask if they are invoicing another company for work carried out **and** are responsible for their own tax and NI. If so, then they are self-employed.

*IF respondent is/was an employee (Stat = 1)*

**SVis**

NAME

In your job, do/(did) you have formal responsibility for supervising the work of other employees?

DO NOT INCLUDE PEOPLE WHO ONLY SUPERVISE:

- children, e.g. teachers, nannies, childminders
- animals

- security or buildings, e.g. caretakers, security guards

1. Yes
2. No

*IF respondent did supervise other employees (SVise = 1)*

**SViseDesc**

NAME

Please describe the type of responsibility you have/(had) for supervising the work of other employees.

INTERVIEWER: PROBE FOR WHO AND WHAT IS BEING SUPERVISED

*IF respondent is/was an employee (Stat = 1)*

**EmpNo**

NAME

How many people work(ed) for your employer at the place where you work(ed)?

Were there...READ OUT

1. ...1 to 24,
2. 25 to 499,
3. or 500 or more employees?

Helpscreen:

We are interested in the size of the local unit of the establishment at which the respondent works but we only want the number of employees working for the **same employer** as the respondent. Thus at sites shared by several organisations we would not include all employees - just those working for the respondent's employer. The 'local unit' is considered to be the geographical location where their job is mainly carried out. Normally this will consist of a single building, part of a building, or at the largest a self-contained group of buildings.

It is the total number of employees at the respondent's workplace that we are interested in, not just the number employed within the particular section or department in which he/she works.

If a respondent works from a central depot or office (e.g. a service engineer) base, then the answer is the number of people who work at or from the central location. Note that many people who work 'from home' have a base office or depot that they communicate with. It may even be true of some people who work 'at home' (e.g. telecommuter who retains a desk or some minimal presence in an office). If in doubt, accept the respondent's view of whether or not there is a wider establishment outside the home that they belong to for work purposes.

For self-employed people who are subcontracted for any significant (respondent's definition) length of time to work in a particular place (e.g. building site), that is their place of work.

*IF respondent was/is self employed (Stat = 2)*

**Solo**

NAME

Were/(are) you working on your own or did/(do) you have employees?

ASK OR RECORD

1. on own/with partner(s) but no employees
2. with employees

Helpscreen:

The following should not be counted as employees. They should be excluded from the total number of employees at SENo:

-Any relative who is a member of the informant's household.

-Any partners in a partnership (as they would also be self employed)

For self-employed people who are subcontracted for any significant (respondent's definition) length of time to work in a particular place (e.g building site) that is their place of work.

If the informant is unable to decide whether they employ anyone or not then code 1 ('on own/with partner(s) but no employees') should take priority.

*IF respondent works/has worked with employees (Solo = 2)*

**SENo**

NAME

How many people did/(do) you employ at the place where you work(ed)?

Were/(Are) there ... READ OUT ...

1. ...1 to 24,
2. or, 25 or more?

Helpscreen:

We are interested in the size of the 'local unit of the establishment' at which the respondent works in terms of total number of employees. The 'local unit' is considered to be the geographical location where their job is mainly carried out. Normally this will consist of a single building, part of a building, or at the largest a self-contained group of buildings.

It is the total number of employees at the respondent's workplace that we are interested in, not just the number employed within the particular section or department in which he/she works.

The following should not be counted as employees. They should be excluded from the total number of employees at SENo:

-Any relative who is a member of the informant's household.

-Any partners in a partnership (as they would also be self employed)

For self-employed people who are subcontracted for any significant (respondent's definition) length

of time to work in a particular place (e.g building site) that is their place of work.

ASK ALL

**FtPtWk**

NAME

In your (main) job were/(are) you working... READ OUT ...

1. ...full time,
2. or part time?

Helpscreen:

We are interested in SELF-ASSESSMENT - let the RESPONDENT decide whether the job is full-time or part-time.

## INCOME

BIncme / QTIncme.INC

ASKED OF ALL IN TURN, IF THEY ARE 16 OR OVER (DvAge >= 16)

ASK ALL

**Incme**

NAME

SHOW CARD 29

This card shows a number of possible sources of income. Can you tell me whether you personally receive income from any of these? I do not need to know which.

PRESS <F9> FOR SOURCES OF INCOME SHOWN ON CARD 29

CODE 1 IF INFORMANT RECEIVES INCOME FROM ANY OF THESE SOURCES

CODE 2 IF INFORMANT STATES THAT THEY HAVE NO SOURCE OF INCOME.

1. Income received
2. No source of income

Helpscreen:

We ask about income because it has a strong influence on people's travel patterns - e.g. how far they travel and by what methods. Knowing about the travel patterns of people on different incomes helps the Department for Transport to meet the needs of people on low incomes, for example, by ensuring that enough buses are available in the areas where they live.

This question is designed to remind the respondent of all possible sources of income which are to be included in the next questions. You do not need to enter these sources - simply code 1 if they have any of the sources of income on the card (shown below) or 2 if they have no source of income.

SHOW CARD 29.

Earned Income/ Salary

Income from self employment

Pension (state, private or from former employer)

Pension Credit (formerly Minimum Income Guarantee)

Child Benefit

Working Tax Credit (formerly Disabled Persons or Working Families Tax Credit)

Child Tax Credit

Disability Living Allowance

Other state benefits e.g.

- Jobseeker's Allowance

- Income Support

- Housing Benefit

- Council Tax Benefit

- Incapacity Benefit (formerly NI Sickness/Invalidity Benefit)

- Maternity Allowance/Statutory Maternity Pay

- Attendance Allowance

- Carers Allowance (formerly Invalid Care Allowance)

- Widow/Widowers'/Bereavement Benefits

- Universal credit

Interest from savings, building society, investments etc.

Other regular allowances (e.g. maintenance from former partner, annuity, student grant, bursaries, scholarships etc)

Other sources

*If respondent received income (Incme = 1)*

**IncGrp**

NAME

SHOW CARD 30

Which of the letters on this card represents your own gross income from all sources mentioned?

By gross income, I mean income from all sources before deductions for income tax, National Insurance etc. Please just tell me the letter.

INTERVIEWER - PLEASE TYPE IN THE LETTER

Helpscreen:

Income from shares / dividends are included.

We ask about income because it has a strong influence on people's travel patterns - e.g. how far they travel and by what methods. Knowing about the travel patterns of people on different incomes helps the Department for Transport to meet the needs of people on low incomes, for example, by ensuring that enough buses are available in the areas where they live

*If respondent is the Household Reference Person AND the number of adults in the household is greater than 1 (QTHComp.NumAdult > 1)*

**HIncGrp**

NAME

SHOW CARD 30

INTERVIEWER: IF YOU ALREADY KNOW THAT THIS IS A ONE PERSON HOUSEHOLD, YOU CAN ENTER THE SAME ANSWER GIVEN AT

THE PREVIOUS QUESTION [Letter entered at IncGrp]

And now think of the income of the household as a whole. Which of the letters on this card represents the gross income of the WHOLE household?

INTERVIEWER - PLEASE TYPE IN THE LETTER

Helpscreen:

Income from shares / dividends are included.

We ask about income because it has a strong influence on people's travel patterns - e.g. how far they travel and by what methods. Knowing about the travel patterns of people on different incomes helps the Department for Transport to meet the needs of people on low incomes, for example, by ensuring that enough buses are available in the areas where they live.

## LOCATION OF WORK

BWorkPI / QWorkPI.INC

ASKED OF ALL IN TURN, IF THEY ARE 16 OR OVER AND EMPLOYED (DVAge >= 16 AND DVIL03a = 1)

ASK ALL

**WkPlace**

NAME

[Thinking about your/his/her main job] When you go to work do you... READ OUT

1. ...go to the same place every time,
2. go to the same place on at least 2 days running each week,
3. go to different places,
4. or work at home or in the same building or grounds as your home.

Helpscreen:

Informants can only have one usual place of work. This will be a place they visit on at least 2 consecutive days per week for at least 4 consecutive weeks.

If the respondent has two work places he/she visits regularly (2 consecutive days per week or more, etc), then the one visited **most frequently** is treated as the usual place of work. If both are visited with the same frequency the one **furthest away from home** is the usual place of work.

*IF respondent goes to the same workplace each time or at least 2 days a week (WkPlace = 1 or 2)*

**WkRef**

NAME

Where do you go to work?

ADD IF NECESSARY: Can you tell me the town or area?

INTERVIEWER: TYPE IN FIRST FEW LETTERS OF PLACE NAME TO ENTER CODING FRAME. IF THE PLACE IS NOT LISTED, TYPE

XXX AND CODE AS 9999997 (NOT LISTED/DON'T KNOW)  
ON EXITING CODING FRAME PRESS ENTER TO MOVE TO NEXT QUESTION.

*Computed variable*

**WkUrbCd**

City Centre code for urban areas

*IF respondent works in a town (WkUrbCd = 1..22 OR WkUrbCd = 24..48)*

**WkTown**

NAME

Is it within [X minutes walk of X]?

1. Within
2. Not within

See Appendix J for "Where do you work" lookup table.

*IF respondent works in an urban area (WkUrbCd = 50, 89 AND UrbRural = 1..14, 89)*

**WkOthUrb**

NAME

Is it within 5 mins walk of the main shopping/business centre?

1. Within
2. Not within

*IF respondent goes to the same workplace each time or at least 2 days a week (WkPlace = 1 or 2)*

**WkAdd1**

NAME

What is the address of your usual place of work?  
INTERVIEWER: obtain as full an address as possible, including postcode if respondent Can supply this. If the respondent is unsure of exact address/ postcode, please record the Name of their employer/office and as much of the address as they can provide.

Use <CTRL + R> if respondent does not wish to provide the address.

Enter *first line of the address*.

INTERVIEWER: The journey to work is the most frequently travelled journey for many People. This information will allow the exact distance of this journey to be calculated.

*If first line of work address entered (WkAdd1 = Response)*

**WkAdd2**

NAME

Address of usual place of work.

INTERVIEWER: *enter next line of the address* OR PRESS <ENTER> KEY IF NO MORE.

DO NOT ENTER POSTCODE HERE.

*If second line of work address entered (WkAdd2 = Response)*

**WkAdd3**

NAME

Address of usual place of work.

INTERVIEWER: enter **next line of the address**

Or press <enter> key if no more.

DO NOT ENTER POSTCODE HERE.

*If third line of work address entered (WkAdd3 = Response)*

**WkAdd4**

NAME

Address of usual place of work.

INTERVIEWER: enter **next line of the address**

Or press <enter> key if no more.

DO NOT ENTER POSTCODE HERE.

*If first line of work address entered (WkAdd1 = Response)*

**WkPC**

NAME

What is the postcode of your usual place of work?

INTERVIEWER: Use <CTRL + K> if does not know.

*If work postcode given (WkPC = Response)*

**WkKnow**

INTERVIEWER: Record whether the respondent knew their work place address, including full postcode, or whether they had to look it up.

1. Knew work place address including post code,
2. Looked it up,
3. Did not provide full postcode/Other

## TRAVEL TO WORK

BWkMeth / QTWkMeth.INC

ASKED OF ALL IN TURN, IF THEY ARE 16 OR OVER AND WORK AT SAME PLACE EVERY TIME, AT LEAST 2 DAYS A WEEK OR GOES TO DIFFERENT PLACES (DVAge>=16 AND (WkPlace = 1, 2 or 3))

ASK ALL

**WkTrav**

NAME

How do you usually travel to work?

THIS QUESTION APPLIES FOR THE MAIN JOB, THAT IS THE JOB IN WHICH RESPONDENT USUALLY WORKS THE MOST HOURS.

CODE ONE ONLY, FOR THE LONGEST PART, BY DISTANCE, OF THE RESPONDENT'S USUAL JOURNEY TO WORK.

1. Underground, metro, light rail, tram
2. Train
3. Bus, minibus or coach
4. Motorcycle, scooter or moped
5. Car or van
6. Taxi/minicab
7. Bicycle
8. On foot
97. Other (specify)

Helpscreen:

Only Use 'other' code at WkTrav if none of the following apply:

Code 1 (tube) for Tyne & Wear Metro, Greater Manchester Metrolink, Glasgow Underground, Croydon Tramlink, West Midlands Metro, Sheffield Supertram, and Docklands Light Railway.

Code 3 (bus) for coaches, works bus, contract buses and minibuses.

Code 5 (car) for works vans, firms car, and transit vans.

Leave following as 'other': lorry, plane, works abroad.

If the respondent has two work places he/she visits regularly (2 consecutive days per week or more, etc), then the one visited **most frequently** is treated as the usual place of work. If both are visited with the same frequency the one **furthest away from home** is the usual place of work.

*If respondent travels to work some other way (WkTrav = 97)*

**XWkTrav**

NAME

INTERVIEWER: Please record how informant usually travels to work.

Remember to recode WkTrav 1 to 8 where possible.

If respondent now says they work and live in the same premises then please go back and amend WkPlace

Helpscreen:

Only Use 'other' code at WkTrav if none of the following apply:

Code 1 (tube) for Tyne & Wear Metro, Greater Manchester Metrolink, Glasgow Underground, Croydon Tramlink, West Midlands Metro, Sheffield Supertram, and Docklands Light Railway.

Code 3 (bus) for coaches, works bus, contract buses and minibuses.

Code 5 (car) for works vans, firms car, and transit vans.

Leave following as 'other': lorry, plane, works abroad

*Ask ODD years only. If travels to work by motorcycle, scooter or moped, car or van or taxi/minicab (WkTrav = 4, 5 OR 6)*

**WkRoad**

NAME

SHOW CARD 31

And on your journey to work, which of these types of road do you travel on?

INTERVIEWER NOTE: We are interested in all road types used, not just the ones covering the greatest distance.

CODE ALL THAT APPLY.

1. Motorway
2. Dual carriageway
3. Other major roads (other A roads)
4. Local road in a city or town (including B roads)
5. Local road outside a city or town (including B roads)
6. Other (please specify)

Ask ODD years only. If travels to work on other type of road (WkRoad=6)

**XWkRoad**

NAME

INTERVIEWER: Please record details of other type of road used"

Ask ODD years only. If respondent normally travels to work by car or van (WkTrav = 5)

**WkDrive**

NAME

When travelling to work are you...READ OUT

1. ...usually the driver,
2. usually the passenger
3. or sometimes driver and sometimes passenger?

Ask ODD years only. If usually travels to work by car (WkTrav=5)

**WkLift**

NAME

SHOW CARD 32

When travelling to work, how often, if at all do you give a lift to or receive a lift from a work colleague?

INTERVIEWER NOTE: PLEASE **DO NOT** INCLUDE GIVING PEOPLE LIFTS PART OF THE WAY (E.G. PICKING UP FROM BUS STOP).

1. 3 or more times a week
2. Once or twice a week
3. Less than that but more than twice a month
4. Once or twice a month
5. Less than that but more than twice a year
6. Once or twice a year
7. Less than that or never

Ask ODD years only. If respondent drives to work (WkDrive = 1 OR 3)

**ParkWrk**

NAME

SHOW CARD 33

Where do you usually park your [car/van] when you drive to work?

1. on the street
2. on a driveway
3. in a garage
4. in a park-and-ride car park
5. in another public car park
6. in a firm/work's car park
7. in another private car park
8. (DOES NOT USUALLY PARK AT/NEAR WORKPLACE)

**WORKING AT HOME**

BWkHome / QTWkHome.INC

ASKED OF ALL IN TURN, IF THEY ARE 16 OR OVER AND IN EMPLOYMENT (DVage=>16 AND DVILO3a=1)

ASK ALL

**Ofthome**

NAME

SHOW CARD 32

How often, if at all, do you/does name work from home instead of going to your (usual) place of work?

INTERVIEWER: WE ARE INTERESTED IN WHETHER THE RESPONDENT IS WORKING AT HOME INSTEAD OF GOING TO THEIR (USUAL) PLACE OF WORK. DO NOT INCLUDE IF ADDITIONAL TO NORMAL WORKING HOURS

(E.G. ADDITIONAL WORK AT HOME IN EVENINGS OR WEEKEND), AND DO NOT INCLUDE SELF-EMPLOYED PEOPLE (E.G. PLUMBERS) DOING ADMINISTRATIVE PAPERWORK.

DO NOT INCLUDE PEOPLE WHO WORK AT HOME FOR PART OF THE DAY AND GO TO THEIR (USUAL) PLACE OF WORK FOR PART.

1. 3 or more times a week
2. Once or twice a week
3. Less than that but more than twice a month
4. Once or twice a month
5. Less than that but more than twice a year
6. Once or twice a year
7. Less than that or never

Ask in ODD years only

If works at home once or twice a month, or more often (Ofthome=1, 2, 3, or 4)

**HomedayN**

NAME

On which days of the week do you usually work from home or does it vary?

CODE ALL THAT APPLY

1. Monday
2. Tuesday
3. Wednesday
4. Thursday
5. Friday
6. Saturday
7. Sunday
8. It varies

If works at home less than one or twice a year (Ofthome=7)

**PossHmN**

NAME



Can I check, in your (main) job, would it be possible to do any of your/his/her kind of work at home instead of travelling to work?

IF IN THEORY POSSIBLE BUT EMPLOYER DOES NOT ALLOW CODE 'YES'.

IF IN THEORY POSSIBLE IF HAD NECESSARY EQUIPMENT (E.G. LAPTOP, SEWING MACHINE), CODE YES.

IF YES: Is that all of your work, most of your work or just some of your work?

1. Yes - could do all of your/his/her work from home
2. Yes - could do most of your/his/her work from home
3. Yes - could do some of your/his/her work from home
4. No - could not do any of your/his/her work from home

*Ask in ODD years only*

*If works at home at least once or twice a year (Ofthome=1-6)*

**WkMuch**

How much of your/his/her kind of work could you/he/she do from home instead of travelling to work?

Could you/he/she do...READ OUT...

CONSIDER WHAT WOULD IN THEORY BE POSSIBLE IF HAD NECESSARY EQUIPMENT (E.G. LAPTOP, SEWING MACHINE) AND EMPLOYER ALLOWED HOME WORKING

1. ...all of Your/his/her work,
2. ...most of Your/his/her work,
3. ...or some of Your/his/her work from home

*Ask in ODD years only*

*IF respondent doesn't work from home but could or does work from home but not always (Ofthome =1-6 or PosshOm=1-3)*

**YNotWkHN**

NAME

Why do you not work at home (more often) in your present (main) job?

CODE ALL THAT APPLY

1. Work at home as much as I can given nature of work
2. Do not have a computer/modem/fax/telephone at home
3. Do not have other necessary equipment at home
4. Employer / manager does not allow it
5. Employer/manager does not encourage it
6. Just prefer not to
7. No space to work at home
8. Children at home
9. Need to meet with colleagues
10. Like contact with colleagues at place of work
11. Need to meet with customers
97. Other reason (Please specify)

*Ask in ODD years only*

*If other reason for not working at home (YNotWkHN=97)*

*Ask in ODD years only*

**XYNotWkHN**

NAME

Please specify other reasons.

TEXT SHOULD BE NO MORE THAN 60 CHARACTERS

*Ask in ODD years only*

*If works at home at least once or twice a year or works at home for part of day at least once or twice a year (OfHome =1-6)*

**WkTech**

NAME

SHOW CARD 34

When you works at home, do you/does name usually use any of these for work purposes?

IF YES, PROBE: Which do you/does name use?

1. Telephone or mobile phone
2. PC, laptop or PDA
3. Printer
4. Internet- broadband access
5. Internet - dial up access
6. Remote access to your employers/office network
7. Fax
8. None of these

**EASE/DIFFICULTY OF TRAVELLING TO WORK**

BWkDiff / QTWkDiff.INC

**ASK IN EVEN YEARS ONLY**

**ASKED OF ALL IN TURN, IF THEY ARE 16 OR OVER AND WORK AT SAME PLACE EVERY TIME, AT LEAST 2 DAYS A WEEK OR GOES TO DIFFERENT PLACES (DVAge>=16 AND (WkPlace = 1, 2 or 3))**

*If respondent travels to work by car or motorbike (WkTrav = 4 OR 5)*

**CarW**

NAME

I'm now going to ask a few questions about how easy or difficult you find it to travel to work, and why.

Do you usually experience any difficulties with travelling to or from work by [car/van] / [motorcycle/scooter/moped]?

IF YES, PROBE: What difficulties?

CODE ALL THAT APPLY

1. No no difficulties
2. Too far
3. Car not available
4. Don't have a current driving licence/can't drive
5. Cost of petrol
6. Lack of parking facilities
7. Cost of parking

8. Traffic congestion/roadworks
9. Inadequate public transport
10. Cost of using public transport
11. Personal physical difficulties/disability
12. Personal safety concerns
97. Other (specify)

*If respondent experiences some other difficulty (CarW = 97)*

**XCarW**

NAME

specify other answer.

*If respondent has more than one difficulty (CarW > 1)*

**CarWM**

NAME

And which **one** of these things creates most difficulty?

CODE ONE ONLY

1. No no difficulties
2. Too far
3. Car not available
4. Don't have a current driving licence/can't drive
5. Cost of petrol
6. Lack of parking facilities
7. Cost of parking
8. Traffic congestion/roadworks
9. Inadequate public transport
10. Cost of using public transport
11. Personal physical difficulties/disability
12. Personal safety concerns
97. Other (specify)

*If respondent has some other difficulty (CarWM = 97)*

**XCarWM**

NAME

Please specify other answer.

*If respondent goes to work by car, van, motorbike, scooter, or moped (WkPlace=1, 2, or 3 AND WkTrav= 4 or 5)*

**CarsEas**

SHOW CARD 35

Suppose for some reason you could no longer use a car/van/motorbike/scooter/moped for travelling to or from work. How easy or difficult would it be to make this journey some other way? Please take your answer from this card.

INTERVIEWER NOTE: THE QUESTION REFERS TO ANY PRIVATE MOTOR VEHICLE. IT IS AIMING TO FIND OUT HOW EASY IT WOULD BE FOR THE RESPONDENT TO USE OTHER FORMS OF TRANSPORT. IF THE RESPONDENT SAYS THAT IT WOULD BE IMPOSSIBLE CODE 'VERY DIFFICULT.

1. Very easy
2. Fairly easy
3. Neither easy nor difficult
4. Quite difficult

5. Very difficult

*If respondent goes to work by car, van, motorbike, scooter, or moped (WkPlace=1, 2, or 3 AND WkTrav= 4 or 5)*

**Worknew**

How would you travel to work instead?

CODE ALL THAT APPLY

1. Go by taxi/minicab
2. Go by public transport
3. Go on foot
4. Go on bicycle
97. Other
5. Could not do in any other way (spontaneous only)

*If would travel in another way (Worknew=97)*

**XWorkNew**

NAME

Please specify other answer.

TEXT SHOULD BE NO MORE THAN 60 CHARACTERS

*If respondent does not travel to work in a private car or motorbike (WkTrav = 1, 2, 3, 6, 7, 8, 97)*

**OthW**

NAME

(I'm now going to ask a few questions about how easy or difficult you find it to travel to work, and why.)

Do you usually experience any difficulties with travelling to or from work by[underground/metro/light rail/tram] / [train] / [bus/minibus/coach] / [taxi/minicab] / [bicycle] / [foot]?

IF YES, PROBE: What difficulties?

CODE ALL THAT APPLY

1. No, no difficulties
2. Too far/long journey
3. Journey not possible by public transport
4. Unreliable public transport
5. Cost of using public transport/taxis
6. Poor information about public transport services
7. Poor connections
8. Finds public transport unpleasant
9. Personal disability
10. Concerns over personal safety
11. Traffic congestion/roadworks
12. Lack of/no cycle lanes
13. The weather
97. Other (specify)

*If respondent experiences some other difficulty (OthW = Other)*

**XOthW**

NAME

Please specify other answer.

*If respondent has more than one difficulty (OthW > 1)*

**OthWM**

NAME

And which **one** of these things creates most difficulty?

CODE ONE ONLY

1. No, no difficulties
2. Too far/long journey
3. Journey not possible by public transport
4. Unreliable public transport
5. Cost of using public transport/taxis
6. Poor information about public transport services
7. Poor connections
8. Finds public transport unpleasant
9. Personal disability
10. Concerns over personal safety
11. Traffic congestion/roadworks
12. Lack of/no cycle lanes
13. The weather
97. Other (specify)

*IF respondent has some other difficulty (CarWM = Other)*

**XOthWM**

NAME

Please specify other answer.

**TRANSPORT DIFFICULTIES**

BDemTr / QTDemTr.INC

ASKED EVEN YEARS ONLY OF ALL IN  
TURN, IF THEY ARE 16 OR OVER  
(DVAge>=16)

*Ask all – even years only*

**OthdifN**

NAME

SHOW CARD 36

(Apart from anything you have already mentioned) do you / does [name] have any transport difficulties for any of these types of journey?

CODE ALL THAT APPLY

1. Travelling to the doctors surgery
2. Travelling to hospital
3. Visiting friends/relatives at their home
4. Travelling to other social activities, including taking children
5. Taking the children to school
6. Travelling to school/college/university
7. Travelling for any other reason (specify)
8. No difficulties with any of these

*Ask Even years only. IF respondent has transport difficulties for some other journey purpose (OthDif = 7)*

**XOthDif**

NAME

PLEASE SPECIFY OTHER REASON FOR TRAVELLING.

*Ask Even years only. IF respondent has transport difficulties travelling to the doctors/hospital (OthDif = 1)*

**YDiff1**

NAME

What difficulties do you experience when travelling to the doctors surgery?

CODE ALL THAT APPLY

1. Too far/long journey
2. Journey not possible by public transport
3. Unreliable public transport
4. Cost of using public transport/taxis
5. Poor information about public transport services
6. Poor connections
7. Finds public transport unpleasant
8. Don't have current driving licence/can't drive
9. Cost of petrol
10. Lack of parking facilities
11. Cost of parking
12. Personal disability
13. Concerns over personal safety
14. Traffic congestion/roadworks
97. Other (SPECIFY)

*Ask Even years only. IF respondent has other transport difficulties with travelling to the doctors/hospital (YDiff1 = 97)*

**XYDiff1**

NAME

PLEASE SPECIFY OTHER ANSWER.

*Ask Even years only. If respondent has difficulties travelling to the hospital (OthDifN=2)*

**YDiffH**

What difficulties do you have when travelling to hospital?

CODE ALL THAT APPLY

1. Too far/long journey
2. Journey not possible by public transport
3. Unreliable public transport
4. Cost of using public transport/taxis
5. Poor information about public transport services
6. Poor connections
7. Finds public transport unpleasant
8. Don't have current driving licence/can't drive
9. Cost of petrol
10. Lack of parking facilities
11. Cost of parking
12. Personal disability
13. Concerns over personal safety
14. Traffic congestion/roadworks
97. Other (SPECIFY)

*Ask Even years only. If respondent has difficulties travelling to the hospital for other reasons (YDiffH=97)*

**XYDiffH**

NAME

PLEASE SPECIFY OTHER ANSWER

*Ask Even years only. IF respondent has transport difficulties when visiting friends/relatives at their home (OthDifN =3)*

**YDiff2**

NAME

What difficulties do you experience when visiting friends/relatives at their home?

CODE ALL THAT APPLY

1. Too far/long journey
2. Journey not possible by public transport
3. Unreliable public transport
4. Cost of using public transport/taxis
5. Poor information about public transport services
6. Poor connections
7. Finds public transport unpleasant
8. Don't have current driving licence/can't drive
9. Cost of petrol
10. Lack of parking facilities
11. Cost of parking
12. Personal disability
13. Concerns over personal safety
14. Traffic congestion/roadworks
97. Other (SPECIFY)

*Ask Even years only. IF respondent has other transport difficulties when visiting friends/relatives at their home (YDiff2 = 97)*

**XYDiff2**

NAME

PLEASE SPECIFY OTHER ANSWER.

TEXT SHOULD BE NO MORE THAN 60 CHARACTERS

*Ask Even years only. IF respondent has transport difficulties when travelling to other social activities (OthDifN = 4)*

**YDiff3**

NAME

What difficulties do you experience when travelling to other social activities?

CODE ALL THAT APPLY

1. Too far/long journey
2. Journey not possible by public transport
3. Unreliable public transport
4. Cost of using public transport/taxis
5. Poor information about public transport services
6. Poor connections
7. Finds public transport unpleasant
8. Don't have current driving licence/can't drive
9. Cost of petrol
10. Lack of parking facilities
11. Cost of parking
12. Personal disability
13. Concerns over personal safety
14. Traffic congestion/roadworks

## 97. Other (SPECIFY)

*Ask Even years only. IF respondent has other transport difficulties when travelling to other social activities (YDiff3 = 97)*

**XYDiff3**

NAME

PLEASE SPECIFY OTHER ANSWER.

*Ask Even years only. IF respondent has transport difficulties when when taking the children to school/social activities etc (OthDifN = 5)*

**YDiff4**

NAME

What difficulties do you experience when taking the children to school?

CODE ALL THAT APPLY

1. Too far/long journey
2. Journey not possible by public transport
3. Unreliable public transport
4. Cost of using public transport/taxis
5. Poor information about public transport services
6. Poor connections
7. Finds public transport unpleasant
8. Don't have current driving licence/can't drive
9. Cost of petrol
10. Lack of parking facilities
11. Cost of parking
12. Personal disability
13. Concerns over personal safety
14. Traffic congestion/roadworks
97. Other (SPECIFY)

*Ask Even years only. IF respondent has other transport difficulties when taking the children to school (YDiff4 = 97)*

**XYDiff4**

NAME

PLEASE SPECIFY OTHER ANSWER.

*Ask Even years only. IF respondent has transport difficulties when travelling to school/college/university (OthDifN = 6)*

**YDiff5**

NAME

What difficulties do you experience when travelling to school/college/university?

CODE ALL THAT APPLY

1. Too far/long journey
2. Journey not possible by public transport
3. Unreliable public transport
4. Cost of using public transport/taxis
5. Poor information about public transport services
6. Poor connections
7. Finds public transport unpleasant
8. Don't have current driving licence/can't drive
9. Cost of petrol
10. Lack of parking facilities
11. Cost of parking

- 12. Personal disability
- 13. Concerns over personal safety
- 14. Traffic congestion/roadworks
- 97. Other (SPECIFY)

*Ask Even years only. IF respondent has other transport difficulties when travelling to school/college/university (YDiff5 = 97)*

**XYDiff5**

NAME

PLEASE SPECIFY OTHER ANSWER.

*Ask Even years only. IF respondent has transport difficulties when travelling for some other journey purpose (OthDifN = 7)*

**YDiff6**

NAME

What difficulties do you experience when travelling: [other journey purpose]?

CODE ALL THAT APPLY

- 1. Too far/long journey
- 2. Journey not possible by public transport
- 3. Unreliable public transport
- 4. Cost of using public transport/taxis
- 5. Poor information about public transport services
- 6. Poor connections
- 7. Finds public transport unpleasant
- 8. Don't have current driving licence/can't drive
- 9. Cost of petrol
- 10. Lack of parking facilities
- 11. Cost of parking
- 12. Personal disability
- 13. Concerns over personal safety
- 14. Traffic congestion/roadworks
- 97. Other (SPECIFY)

*Ask Even years only. IF respondent has other transport difficulties when travelling for some other journey purpose (YDiff6 = 97)*

**XYDiff6**

NAME

PLEASE SPECIFY OTHER ANSWER.

**ROAD ACCIDENTS INVOLVING ADULTS**

BAccid / QAccid.INC

ASKED OF ALL IN TURN, IF THEY ARE 16 OR OVER (DVAge>=16)

ASK ALL

**AccInt**

NAME

INTERVIEWER: THE NEXT QUESTIONS CONCERN ROAD ACCIDENTS. **PLEASE BE AWARE THIS MAY BE A SENSITIVE TOPIC FOR SOME RESPONDENTS.**

ASK ALL

**Accident**

NAME

In the last 3 years, that is since [Date], have you been in any type of road accident, no matter how minor?

Please include any accidents in which you were involved as a pedestrian, driver, passenger, cyclist or motorcyclist, even if no other party were involved.

Only include incidents that happened on a public road, including pavements and cycle lanes on the public road.

- 1. Yes
- 2. No

*If respondent has been in accident (Accident=1)*

**Acc3Yr**

NAME

And how many times have you been involved in a road accident, no matter how minor, in the last 3 years?

INTERVIEWER: IF THE RESPONDENT DOESN'T KNOW HOW MANY TIMES PRESS <Ctrl K>

:1..97

*If respondent has been in accident and answered question about number of accidents in past 3 years (Accident=1 AND Acc3Yr=RESPONSE, DK)*

**Acc12Mn**

NAME

And how many times have you been involved in a road accident within the last 12 months, that is since [Date]?

INTERVIEWER: IF THE RESPONDENT DOESN'T KNOW HOW MANY TIMES PRESS <Ctrl K>

: 0..97

*If respondent has been in accident (Accident=1)*

**Injury3**

NAME

Thinking again about the last 3 years, that is since [Date], have you been in a road accident on a public road in which you were injured in some way?

Please include incidents where you were in a vehicle, on a bicycle or motorbike, or a pedestrian, even if no other party was involved.

INTERVIEWER ONLY INCLUDE INCIDENTS WHERE THE RESPONDENT WAS DIRECTLY INVOLVED - DO NOT INCLUDE INCIDENTS WHERE THE RESPONDENT WAS ONLY A WITNESS.

INCIDENTS WHILE RIDING A HORSE SHOULD BE INCLUDED, EVEN IF NO OTHER PARTY WAS INVOLVED.

INCIDENTS THAT DID NOT HAPPEN ON A PUBLIC ROAD (E.G. ON PRIVATE ROADS, IN PUBLIC PARKS, IN CAR PARKS, IN PETROL STATIONS) SHOULD NOT BE INCLUDED.

INCIDENTS THAT OCCURRED OUTSIDE GB SHOULD NOT BE INCLUDED.

1. Yes
2. No

*If respondent has been injured in accident in the last 3 years AND has been in an accident in last 12 months (Injury3=1 AND Acc12Mn>0)*

**Acc3Inj**

NAME

How many times have you been involved in a road accident in which you were injured in the last 3 years?

INTERVIEWER: IF THE RESPONDENT DOESN'T KNOW HOW MANY TIMES PRESS <Ctrl K>

:1..97

*If respondent has been injured in an accident in the last 3 years or does not know how many accidents they have been injured in in the last 3 years (Acc3Inj>0 or Acc3Inj=DK)*

**Acc12Inj**

NAME

And how many times, if any, have you been involved in a road accident in which you were injured in the last 12 months, that is since [Date]?

INTERVIEWER: IF THE RESPONDENT DOESN'T KNOW HOW MANY TIMES PRESS <Ctrl K>

:0..97

*If respondent has been in accident and being interviewed in person (Accident=1 AND IndQn=1)*

**AccInt2**

NAME

I would now like to ask you some details about the (most recent) incident in which you were injured / accident you were involved in.

*If respondent has been in accident and being interviewed in person (Accident=1 AND IndQn=1)*

**Incident**

NAME

Can I just check, at the time of the incident, were you... READ OUT...

1. ....a car occupant,
2. a cyclist,
3. a motor cyclist,
4. a pedestrian,
5. or on/in another vehicle (including van)?

*If respondent has been injured in accident and being interviewed in person (Injury3=1 and IndQn=1)*

**Injury**

NAME

SHOW CARD 37

What type of injuries did you have? You can choose as many as apply.

1. Minor bruising or minor cuts
2. Severe cuts
3. Sprains
4. Whiplash
5. Fracture/broken bones

6. Concussion
7. Internal injuries
8. Burns
9. Crushing
10. Slight shock
11. Severe shock (required hospital treatment)
97. Other (Please specify)

*If respondent sustained an other injury (Injury = 97)*

**Xinjury**

NAME

INTERVIEWER: PLEASE RECORD OTHER INJURY.

*If respondent has been injured in accident and being interviewed in person (Injury3=1 and IndQn=1)*

**Medical**

NAME

SHOW CARD 38

Can I just check, as a result of your injuries, did you receive any medical attention at any time following the accident? You can choose as many as apply.

1. No - no medical attention received
2. Yes - first aid at roadside
3. Yes - at GP surgery
4. Yes - at a minor injuries/accidents unit
5. Yes - at Accident and Emergency
6. Yes - as an inpatient in hospital (at least one night spent on a hospital ward)
97. Yes - other (Please specify)

*If other medical treatment received (Medical = 97)*

**XMedical**

NAME

INTERVIEWER: PLEASE RECORD OTHER TYPE OF MEDICAL ATTENTION RECEIVED.

*If respondent has been in accident and being interviewed in person (Accident=1 AND IndQn = 1 )*

**OthVeh**

NAME

SHOW CARD 39

Can I just check, (apart from the vehicle you were travelling in,) were any (other) vehicles or pedestrians also involved in the incident?

INTERVIEWER: IF THE ACCIDENT INVOLVED MULTIPLE CARS CODE AS 'YES, A CAR' CODE ALL THAT APPLY

1. No, no other vehicles/pedestrians were involved
2. Yes, a car
3. Yes, a bicycle
4. Yes, a motor cycle
5. Yes, a pedestrian
97. Yes, another type of vehicle

*If respondent has been in accident and being interviewed in person (Accident=1 AND IndQn = 1 )*

## Police

NAME

SHOW CARD 40

Did the police attend the scene of the accident?

1. Yes - they attended because I called them
2. Yes - they attended as a result of someone else calling them
3. Yes - they were there when it happened/they drove past just after the accident occurred
4. No

*If police did not attend accident (Police=4 OR DK)*

## Report

NAME

Was the accident reported to the police at some point after the accident?

1. Yes - I reported the accident
2. Yes - someone else reported the accident
3. No

## ROAD ACCIDENTS INVOLVING CHILDREN

BChildAcc / QChAcc.Inc

*If there are household members under 16 to be asked of parent/step-parent/foster-parent.*

ASK ALL

### ChildAcc1

NAME

We are also interested in knowing whether any of the younger people and children in the household have been involved in any accidents.

INTERVIEWER: THIS MAY BE A SENSITIVE TOPIC FOR SOME PARENTS. IF THE RESPONDENT SEEMS DISTRESSED, PLEASE SKIP THIS SECTION.

PLEASE CONTINUE EVEN IF YOU KNOW THAT NO ONE HAD BEEN INVOLVED IN AN ACCIDENT

1. Continue
2. Respondent distressed - Skip section

*If don't skip section (ChildAcc1=1)*

### ChildAcc2

NAME

Thinking about

[Name 1<sup>st</sup> child], {Name 2<sup>nd</sup> child etc}

In the last 3 years, that is since [Date], Has He/She/Any been in any type of road accident, no matter how minor?

Please include any accidents in which they were involved as a pedestrian, driver, passenger, cyclist or motorcyclist, even if no other party was involved.

Only include incidents that happened on a public road, including pavements and cycle lanes on the public road.

1. Yes
2. No

*If a child has been involved in an accident in the last 3 years (ChildAcc2=1)*

### ChildWh1

NAME

Please can you tell me which child or children.

CODE ALL THAT APPLY

1. Child 1 name
2. Child 2 name
3. Child 3 name
4. Child 4 name
5. Child 5 name
6. Child 6 name
7. Child 7 name
8. Child 8 name
9. Child 9 name
10. Child 10 name

BSubAcc / QChAcc.Inc

*Asked for each child in an accident (ChildWh1=Response)*

### CAcc3Yr

NAME

And how many times has [CHILD'S NAME] been involved in a road accident, no matter how minor, in the last 3 years?

INTERVIEWER: IF THE RESPONDENT DOESN'T KNOW HOW MANY TIMES PRESS <Ctrl K>

*Asked for each child in an accident (ChildWh1=Response)*

### CAcc12Mn

NAME

And how many times has [CHILD'S NAME] been involved in a road accident within the last 12 months, that is since [DATE]?

INTERVIEWER: IF THE RESPONDENT DOESN'T KNOW HOW MANY TIMES PRESS <Ctrl K>

*Asked for each child in an accident (ChildWh1=Response)*

### CInjury3

NAME

Thinking again about the last 3 years, that is since [DATE], has [CHILD'S NAME] been in a road accident on a public road in which he/she was injured in some way?

Please include incidents where they were in a vehicle, on a bicycle or motorbike, or a pedestrian, even if no other party was involved.

INTERVIEWER ONLY INCLUDE INCIDENTS WHERE THE RESPONDENT WAS DIRECTLY INVOLVED - DO NOT INCLUDE INCIDENTS WHERE THE PERSON WAS ONLY A WITNESS. INCIDENTS WHILE RIDING A HORSE SHOULD BE INCLUDED, EVEN IF NO OTHER PARTY WAS INVOLVED.

INCIDENTS THAT DID NOT HAPPEN ON A PUBLIC ROAD (E.G. ON PRIVATE ROADS, IN

PUBLIC PARKS, IN CAR PARKS, IN PETROL STATIONS) SHOULD NOT BE INCLUDED. INCIDENTS THAT OCCURRED OUTSIDE GB SHOULD NOT BE INCLUDED.

1. Yes
2. No

*Asked for each child in an accident (ChildWh1=Response)*

**CAcc3Inj**

NAME

How many times has [CHILD'S NAME] been involved in a road accident in which he/she was injured in the last 3 years?

INTERVIEWER: IF THE RESPONDENT DOESN'T KNOW HOW MANY TIMES PRESS <Ctrl K>

*Asked of each child in injured in an accident in the last 3 years AND involved in an accident in the last 12 months (CAcc12Mn>0 AND CInjury3=1)*

**CAcc12Inj**

NAME

And how many times, if any, has [CHILD'S NAME] been involved in a road accident in which he/she was injured in the last 12 months, that is since [DATE]?

INTERVIEWER: IF THE RESPONDENT DOESN'T KNOW HOW MANY TIMES PRESS <Ctrl K>

**SPECIAL TICKETS/PASSES**

BNoTick / QNOTICK.INC

*IF age is greater than 4 (DVAge > 4)*

ASK ALL

**StckT**

NAME

SHOW CARD 41

(Thank you. I would now like to ask you some questions about other issues related to travel.)

Do you have any of these special tickets or passes, valid for a week or longer?

INTERVIEWER: EXCLUDE ONE DAY TRAVELCARDS, CARNETS AND OYSTER CARDS (LONDON AREA) WHICH ARE SOLELY PAY-AS-YOU GO. ASK TO SEE TICKET/PASS.

1. Yes
2. No

*IF respondent does have special ticket (StckT = 1)*

**SeeTick**

NAME

INTERVIEWER: Ask Respondent to get ticket/pass if possible.

1. Ticket/Pass seen
2. Ticket/Pass NOT seen

*IF respondent does have special ticket (StckT = 1)*

**NoTckt**

NAME

How many of these do you have?

: 1..3

NO DON'T KNOW, NO REFUSAL

BTicket / QTICKET.INC

*ASKED OF EACH IN TURN, IF THEY HAVE A SPECIAL TICKET (StckT=1)*

ASK ALL

**Tckt**

NAME

TO RECORD DETAILS OF FIRST/SECOND/THIRD TICKET. PRESS <ENTER> AND CONTINUE

ASK ALL

**SpecTk**

NAME

TICKET NUMBER: [Number]

TYPE OF SPECIAL TICKET/PASS

INTERVIEWER: CODE TYPE OF TICKET

1. Season ticket
1. Area travel card
2. Combined season/area travel card
3. Railcard
4. Employee's special pass
5. Other commercial ticket (SPECIFY)
6. Passes for older people
7. Scholar's pass
8. Disabled person's pass
9. Subsidised travel tokens
10. Other subsidised ticket (SPECIFY)

Helpscreen:

Codes 01-06 are for special tickets / passes produced for commercial ('non-concessionary') reasons.

Code 07-11 are for tickets / passes subsidised by local or central government (hence 'concessionary').

SEASON TICKET (01) - a ticket valid for journeys between two places (or stops) on **one specified route only**, for any number of journeys within a set period.

AREA TRAVEL CARD (02) - special tickets valid on any route **within a specified area**, and for any number of journeys within a specified period (e.g. Travelcard, Rover, Runabout, Capitalcard etc)

COMBINED SEASON / AREA TRAVEL CARD (03) - a season ticket which includes unlimited travel within a special area at one end of the journey



RAILCARD (04) - include Senior Citizens Rail Card, Young Persons Railcard, Family Rail Card, Network Card etc

EMPLOYEE'S SPECIAL PASS (05) - special passes provided by employers (often transport operators) for employees (and sometimes their widows and families). e.g. National Rail, LRT, British Coal, National Bus Company

OTHER Commercial (06) - all other kinds of non-concessionary tickets not covered elsewhere

Passes for older people / SCHOLAR'S / DISABLED PERSON'S PASS (07-09) - tickets or passes issued free or at a subsidised cost, which allow free or reduced rate travel. The main ones are Passes for older people, scholars passes and passes for the disabled

SUBSIDISED TRAVEL TOKENS (10) - tokens can be issued free or they can have a charge

OTHER CONCESSIONARY (SUBSIDISED) (11) - all other kinds of concessionary tickets not covered elsewhere

*If respondent has some other non-concessionary or concessionary ticket (SpecTk = 6, 11)*

**XSpecTk**

NAME

INTERVIEWER: Please describe what kind of other concessionary or non-concessionary ticket the informant has.

**ASK ALL**

**TkMode**

NAME

TICKET NUMBER: [Number]

What forms of transport does the ticket cover?

1. Train
2. LT underground/Tyne and Wear Metro/  
Glasgow underground
3. Light Rail/Tram
4. Bus only
5. Other single method
6. Combined (National Rail) train & underground
7. Combined (National Rail) train & bus (NOT IN LONDON)
8. Combined underground/bus
9. Combined (National Rail) train & underground & bus
10. Combined (National Rail) train & underground & bus & light rail/tram
11. Other combination of methods

*IF ticket covers combined methods of transport (Tkmode = 6, 7, 8, 9, 10 OR 11)*

**MoMIs**

NAME

TICKET NUMBER: [Number]

When you use your combined ticket, on which method of transport do you travel the most mileage?

1. Train
2. Underground
3. Light Rail/Tram
4. Bus
5. DK/Other

*IF ticket type is anything other than a subsidised ticket (SpecTk <> 10)*

**TkTime**

NAME

TICKET NUMBER: [Number]

How long does the ticket/pass last for?

1. 1 week
2. 1 month
3. 3 months/school term
4. 6 months
5. 1 Year
6. more than 1 year
7. unlimited
97. Other (specify)

*IF ticket lasts for a different time period (TkTime = 97)*

**XTkTime**

NAME

INTERVIEWER: Please record the length of time the ticket covers.

Remember to recode wherever possible.

*IF ticket type is anything other than a subsidised ticket (SpecTk <> 10)*

**TkCst**

NAME

TICKET NUMBER: [Number]

What was the actual (net) cost to you of the ticket?

ENTER COST TO THE HOUSEHOLD IN POUNDS & PENCE. EXAMPLES

10 pounds and 6p. Enter 10.06

7 pounds and 63p. Enter 7.63

IF NIL ENTER 0

*IF ticket type is anything other than a subsidised ticket (SpecTk <> 10)*

**NumJrn**

NAME

TICKET NUMBER: [Number]

How many [light rail/tram] / [underground/metro] / [bus] / [train] / [light rail/tram] / [underground/metro]

journeys per week would you expect to use the ticket/pass for. Please count each single trip as one journey and return trips as two?

INTERVIEWER: IF AVERAGE IS LESS THAN ONCE A WEEK ENTER 0

*IF the respondent makes on average less than one journey a week (NumJrn = 0, Don't Know or Refusal)*

**YrNum**

NAME

SHOW CARD 42

TICKET NUMBER: [Number]

Could you look at this card and tell me on about how many (main method) journeys you use the ticket/pass?

PLEASE COUNT THE NUMBER OF SINGLE JOURNEYS

1. More than 12 times per year/once a month
2. Up to 12 times per year/once a month
3. Three or four times a year
4. Once or twice a year
5. Less than once a year or never

*IF ticket type is anything other than a subsidised ticket (SpecTk <> 10)*

**TkTPay**

NAME

TICKET NUMBER: [Number]

When you use the ticket/pass do you usually have to pay anything at the time of travel, or do you travel free?

1. Pay something
2. Travel free

**LONG DISTANCE JOURNEYS**

BWhoLDJ / QTWhoLDJ.INC
------------------------

ASK ALWAYS

**IntPlane**

How many times have you left the country *by plane* in the last 12 months?

INTERVIEWER: ONLY INCLUDE OUTWARD JOURNEYS GOING ABROAD. DO NOT INCLUDE INTERNAL FLIGHTS WITHIN GREAT BRITAIN OR FLIGHTS ORIGINATING IN OTHER COUNTRIES.

ACCEPT BEST ESTIMATE IF NECESSARY. CODE 'NONE' AS 0.

ASK ALWAYS

**AnyLDJ1**

NAME

Now I'd like to ask you about any long distance journeys you have made in the last seven days / between DATE and DATE.

I mean journeys within Great Britain of 50 miles or more in one direction, say from here to [NAMES OF 2 OR 3 PLACES 45 MILES AWAY].

Have you made any long distance journeys within Great Britain of 50 miles or more since [Day / Date one week ago] / between [Day/Date one week before start of travel week] and [Day/Date of start of travel week]?

INTERVIEWER - please refer to calendar.

1. Yes
2. No

*IF Respondent did not make any long distance journeys (AnyLDJ1 = 2)*

**Longest**

NAME

How far was the longest journey you made since [Day / Date one week ago] / between [Day/Date one week before start of travel week] and [Day/Date of start of travel week]?

INTERVIEWER: ENTER THE LENGTH OF THE JOURNEY IN MILES. IF THE JOURNEY WAS 50 MILES OR MORE, ENTER '0' THEN GO BACK TO CHANGE ANYLDJ1 TO 'YES'.

BLDJINT /QLDJINT.INC
----------------------

*If Respondent made any long distance journeyeys (AnyLDJ1 = 1)*

**LDJInt**

NAME

INTERVIEWER: PRESS ENTER TO BEGIN RECORDING THE JOURNEYS MADE BY NAME

1. Continue

BLDJQs / QTLDJQs.INC
----------------------

*ASKED OF ALL IN TURN, IF THEY HAVE MADE ANY LONG DISTANCE JOURNEYS (AnyLDJ1=1 or More =1)*

ASK ALL

**LDJ**

ENTER LONG DISTANCE JOURNEY NUMBER

ASK ALL

**LDJDate**

NAME

On what date did you make your [1<sup>st</sup>/2<sup>nd</sup>/3<sup>rd</sup> etc.] long distance journey of 50 miles or more since [Day / Date one week ago] / between [Day/Date one week before start of travel week] and [Day/Date of start of travel week]?

*IF Respondent made more than one long distance journey (LTLDJQs1 > 1)*

**RepJ**

NAME

IF **REPEAT** OF PREVIOUS JOURNEY MADE BY THIS PERSON, ENTER JOURNEY NUMBER, THEN PRESS <ENTER> THEN <END>. OTHERWISE ENTER 0

*IF Respondent made more than one long distance journey (LTLDJQs1 > 1) and journey was not a repeat (RepJ=0)*

**RepJR**

NAME

IF **RETURN** JOURNEY OF PREVIOUS JOURNEY MADE BY THIS PERSON, ENTER JOURNEY NUMBER, THEN PRESS <ENTER> THEN <END>.

OTHERWISE ENTER 0

*IF Respondent made more than one long distance journey (LTLDJQs1 > 1) and journey was not a repeat (RepJ=0) or return journey (RepJR=0)*

**DupP**

NAME

IF **DUPLICATE** OF JOURNEY MADE BY ANOTHER HOUSEHOLD MEMBER, ENTER THEIR PERSON NUMBER OTHERWISE ENTER 0

*IF journey was a duplicate of another household members journey (DupP>0)*

**DupJ**

NAME

ENTER [Name's] JOURNEY NUMBER FOR THE DUPLICATE JOURNEY, THEN PRESS <ENTER> THEN <END>.

*ASK FOR ALL LONG DISTANCE JOURNEYS*

**OrigRef**

NAME

From where did your journey begin?  
INTERVIEWER: TYPE IN FIRST FEW LETTERS OF PLACE NAME TO ENTER CODING FRAME. IF THE PLACE IS NOT LISTED, TYPE XXX AND CODE AS 9999997 (NOT LISTED/DON'T KNOW).  
ON EXITING THE CODING FRAME PRESS ENTER AGAIN TO MOVE TO NEXT QUESTION.

*IF placename is not in codeframe (Orig = 9999997)*

**XOrig**

NAME

INTERVIEWER: TYPE IN NAME OF PLACE FROM WHICH JOURNEY BEGAN, INCLUDING COUNTY OR NEAREST LARGE TOWN

*CODE FOR ALL LONG DISTANCE JOURNEYS*

**OrigUA**

NAME

Unitary Authority code of origin  
PRECODED - PRESS ENTER TO CONTINUE

*CODE FOR ALL LONG DISTANCE JOURNEYS*

**OrigUR**

NAME

Urban/Rural code of origin  
PRECODED - PRESS ENTER TO CONTINUE

*CODE FOR ALL LONG DISTANCE JOURNEYS*

**OrigPI**

Place of origin - from coding frame

*ASK FOR ALL LONG DISTANCE JOURNEYS*

**PurpTo**

NAME

What was the purpose of your journey?  
PROBE AS NECESSARY.

Was it **principally** to pick up or accompany someone else?

IF SO: What were **they** doing at the time?

INTERVIEWER NOTE: ROUND TRIPS MUST BE SPLIT INTO AN OUTWARD AND INWARD JOURNEY AND SHOULD ONLY BE INCLUDED IF EACH IS 50 MILES OR MORE.

TYPE IN AS MUCH DETAIL AS POSSIBLE

*ASK FOR ALL LONG DISTANCE JOURNEYS*

**PurpFro1**

NAME

ASK OR RECORD

(Can I check) Did your journey start from home or from somewhere else?

1. Home
2. Somewhere else

*If the journey started from somewhere else (PurpFro1 = 2)*

**PurpFro**

NAME

Why were you at the place where your journey started from?

ADD IF NECESSARY: 'for example, were you at work/college, visiting friends, on holiday etc?'  
PROBE AS NECESSARY.

Were you there **principally** to pick up or accompany someone else?

IF SO: What were **they** doing at the time?

INTERVIEWER NOTE: ROUND TRIPS MUST BE SPLIT INTO AN OUTWARD AND INWARD JOURNEY AND SHOULD ONLY BE INCLUDED IF EACH IS 50 MILES OR MORE.

TYPE IN AS MUCH DETAIL AS POSSIBLE

*ASK FOR ALL LONG DISTANCE JOURNEYS*

**DestRef**

NAME

Where did your journey end?

INTERVIEWER: TYPE IN FIRST FEW LETTERS OF PLACE NAME TO ENTER CODING FRAME. IF THE PLACE IS NOT LISTED, TYPE XXX AND CODE AS 9999997 (NOT LISTED/DON'T KNOW).

ON EXITING THE CODING FRAME, PRESS ENTER AGAIN TO MOVE TO THE NEXT QUESTION.

*IF placename is not in codeframe (Dest = 9999997)*

**XDest**

NAME

INTERVIEWER: TYPE IN NAME OF PLACE WHERE JOURNEY ENDED, INCLUDING COUNTY OR NEAREST LARGE TOWN

*CODE FOR ALL LONG DISTANCE JOURNEYS*

**DestUA**

Unitary Authority code of destination

PRECODED - PRESS ENTER TO CONTINUE

**CODE FOR ALL LONG DISTANCE JOURNEYS**

**DestUR**

NAME

Urban/Rural code of destination

PRECODED - PRESS ENTER TO CONTINUE

**CODE FOR ALL LONG DISTANCE JOURNEYS**

**DestPI**

Place of destination - from coding frame

**ASK FOR ALL LONG DISTANCE JOURNEYS**

**Dist**

NAME

How far did you travel (in total on this journey) between [origin] and [destination]?

IF INFORMANT ANSWERS DON'T KNOW, ASK FOR AN ESTIMATE.

ENTER DISTANCE IN MILES

**ASK FOR ALL LONG DISTANCE JOURNEYS**

**Meth95**

NAME

What method of travel did you use for the main part of your journey? (By main part I mean the part of your journey which covered the longest distance)

1. Walk
2. Bicycle
3. Private (hire) bus
4. Car
5. Motorcycle
6. Van, lorry
7. Other private
8. Ordinary bus - London
9. Ordinary bus - elsewhere
10. Coach, express bus
11. Excursion/tour bus
12. LT Underground
13. Train
14. Light Rail
15. Aircraft (public)
16. Taxi
17. Minicab
18. Other public
19. Private (unspecified)
20. Public (unspecified)

Helpscreen:

The code are listed in your Definitions Manual.

*IF aged 16 or more and LDJ was undertaken in a private vehicle (DVAge>=16 AND Meth95=4, 5, 6, 7)*

**DriPas**

NAME

Were you the driver of this vehicle or the passenger?

1. Driver
2. Passenger

Helpscreen:

If the driving was shared, then code the person who drove the longest distance as the driver. If they drove equal distances, then the driver is the one who drove for the longest time

**ASK FOR ALL LONG DISTANCE JOURNEYS**

**More**

NAME

Did you make any other long distance journeys since [Day / Date one week ago] / between [Day/Date one week before start of travel week] and [Day/Date of start of travel week]?

Please include return journeys.

1. Yes
2. No

**FOLLOW UP**

BFollowUp/BFollup.INC

*ASK IF RESPONDENT IS AGED 16 OR MORE (DVAGE>=16) AND FACE-TO-FACE INTERVIEW (INDQN=1)*

**ASK ALL**

**FollowUp**

Before we continue (to some questions about household vehicles), can I ask whether it would be alright to contact you again, if at sometime in the future there were a follow-up study to this one?

1. Yes
2. No

Interviewer note:

IF YOU THINK IT WOULD BE HELPFUL, SAY ONE OR MORE OF THE FOLLOWING:

You do not have to say now whether you would actually take part in the study, just whether it would be OK to contact you about it

Any follow-up study would be quite short

Any follow-up study would focus on transport issues and would be carried out on behalf of the Department for Transport

IF THE RESPONDENT SAYS "YES" TO THE ABOVE, MAKE SURE YOU RECORD A CONTACT TELEPHONE NUMBER FOR THE HOUSEHOLD ON THE ARF

*If respondent agrees to follow up (FollowUp=1)*

**TelNoH**

NAME

And what would be the best telephone number to reach you on?

Include standard code.

INTERVIEWER: if not obtained press <CTRL R>

*If respondent agrees to follow up (FollowUp=1)*

**TelNoM**

NAME

---

Is there an alternative number?  
if not obtained press enter to continue

*If agreed to future recontact (FollowUp=1)*

**Email**

Do you have an email address we can contact you on?"

1. Yes
2. No

*If email address provided (Email=1)*

**EmailAdd**

ENTER EMAIL ADDRESS

INTERVIEWER: ENTER EMAIL ADDRESS OR  
ASK RESPONDENT TO TYPE IT IN. CHECK  
WITH THE RESPONDENT THAT IT IS  
CORRECT.

: STRING[100]

## INDIVIDUAL PICK UP INTERVIEW

BPickUp / QTPICKUP.INC

ASKED OF ALL IN TURN, DURING PICKUP INTERVIEW (QSignIn.StatusQ = 2)

RECORD ALWAYS

### WhoPU

Which person do you want to do the individual pick up interview for? ENTER PERSON NUMBER FROM LIST BELOW.

1. Name [1]
2. Name [2]
3. Name [3]
4. Name [4]
5. Name [5]
6. Name [6]
7. Name [7]
8. Name [8]
9. Name [9]
10. Name [10]

RECORD ALWAYS

### PUQn

CODE WHETHER FACE TO FACE INTERVIEW, PROXY INTERVIEW, OR PERSON NOT AVAILABLE.

INTERVIEWER: IN GENERAL, FOR CHILDREN UNDER ELEVEN, INTERVIEW AN ADULT AND CODE AS 'PROXY'

1. Face to face
2. Proxy
3. Not available

RECORD ALWAYS

### Session

Session original interview in (computed)

RECORD ALWAYS

### SessLine

Line number in session original interview in (computed)

*IF Respondent aged over 4 (DVAge > 4)*

### StckPic

NAME

SHOW CARD AA

Since I interviewed you on [Date], have you bought or been given any of these special tickets or passes **for your own use**, valid for a week or longer?

INTERVIEWER: EXCLUDE ONE DAY TRAVELCARDS, CARNETS AND OYSTER CARDS (LONDON AREA) WHICH ARE SOLELY PAY-AS-YOU GO.

BLUE/ORANGE DISABLED BADGES ARE NOT INCLUDED.

ASK TO SEE TICKET/PASS.

1. Yes
2. No

*IF Respondent has been bought or been given a special ticket or pass (StckPic = 1)*

### NewTNo

NAME

How many special tickets or passes **for your own use** have you bought or been given since then?

:1..3

*IF Respondent has been bought or been given a special ticket or pass (StckPic = 1)*

### NewTick

NAME

And is this a replacement for the old ticket or pass, or is it a different one?

/And are these all replacements for an old ticket or pass, or are any of them different ones?

IF ANY DIFFERENT, CODE NUMBER OF **NEW** TICKETS.

IF ONLY REPLACEMENT TICKETS OBTAINED SINCE THE PLACEMENT INTERVIEW THEN CODE '0'

*If anyone in the household has bought or been given any new special tickets or passes since the placement interview they are asked the questions in block BTickPU. This block includes the same questions as are asked in block BTicket in the special tickets section of the individual questionnaire. These questions are:*

### Tckt

### SpecTk

### XSpecTk

### TkMode

### MoMIs

### TkTime

### XTkTime

### TkCst

### NumJrn

### YrNum

### TkTPay

*IF respondent did not have a driving licence at placement interview (DLFull=2)*

### DLFNew

NAME

Since I last interviewed you on [Date], have you acquired a full driving licence valid in Great Britain to drive either a car, or a motorcycle, scooter or moped?

1. Yes
2. No

*If has acquired a licence (DLFnew=1)*

### DLTyp95

NAME

Is it for a car only, a motorcycle only or for both, or is it for a car with special adaptations?

THE CODES AFTER THE / APPLY TO LICENCES ISSUED AFTER JUNE 1990

INTERVIEWER: ASK RESPONDENT TO CHECK LICENCE

1. Car (A or B) / (B)
2. Car (A or B) / (B) - (AUTOMATIC ONLY)
3. Both car and motorcycle (A&D)/(A&B)
4. Motorcycle (D) / (A)/P
5. Car with special adaptations (A restricted, B)
6. Moped (E) / (P)

*If licence is for car and motorcycle (DLTyp95=3)*

**CarMot95**

NAME

May I just check, have you actually passed a test to drive a motorcycle of over 125CC?

1. Yes
2. No

*If Respondent has a driving licence for a car (IF DLTyp95 = 1, 2, 3, 5)*

**Drive95**

NAME

Do you drive... READ OUT ... (HELP <F9>)

CODE AUTOMATIC CAR AS AN ORDINARY CAR

CODE ALL THAT APPLY

1. ...an ordinary car (without special adaptations for people with disabilities),
2. ...a car with special adaptations for people with disabilities,
3. ...or some other kind of vehicle?
4. (no longer drive)

Helpscreen:

Adaptations for babies / young children don't count unless they are for a specific disability.

*If other kind of vehicle driven (Drive95=3)*

**XOthVeh**

NAME

INTERVIEWER: DESCRIBE THIS OTHER TYPE OF VEHICLE

*If acquired a licence, drives and household has access to a vehicle even if broken (DLFNew=1 AND Drive95=1,2,3 AND (Carpool = 1 OR UseVcl=1 OR BrokenV=1))*

**VehUsu**

NAME

READ OUT IF MORE THAN ONE VEHICLE

(May I check) which is the car/(vehicle) you usually drive?

INTERVIEWER: ENTER VEHICLE NUMBER OR CODE 89 IF INFORMANT USUALLY DRIVES A NON-HOUSEHOLD CAR.

1. Vehicle 1
2. Vehicle 2
3. Vehicle 3
4. Vehicle 4
5. Vehicle 5
6. Vehicle 6
7. Vehicle 7
8. Vehicle 8
9. Vehicle 9
10. Vehicle 10

89. Usually drives non household vehicle

*If Respondent has acquired a full driving licence AND has not had a birthday since the placement interview or date of birth not known(DLFNew = 1 AND (DOB>StartDat OR DOB=DK/Ref))*

**DLAge**

NAME

How old were you/ was name when you/she/he FIRST obtained a full licence?

:12..99

*If Respondent has not acquired a full driving licence, did not have a provisional licence at placement and has never had a licence (DLFNew = 2 AND DLProv=2 AND EvDLic95<>1)*

**DLNPro**

NAME

Have you acquired a provisional driving licence since I last interviewed you on [Date]?

1. Yes
2. No

*If has acquired provisional licence (DNLPro=1)*

**ProTyp95**

NAME

Is it for a car only, a car and motorcycle, a car with special adaptations or something else?

CODE FIRST THAT APPLIES

1. Car only
2. Car and motorcycle
3. Car with special adaptations
5. Motorcycle, scooter, moped only
- 4.. Something else

*If provisional licence is for something else (ProTyp95=4)*

**XProTp95**

INTERVIEWER: Record other answer STRING[60]

## Vehicle Questionnaire

BVehInt / QVehInt.INC

ASKED OF MAIN DRIVER (OR OTHER HOUSEHOLD MEMBER) FOR EACH HOUSEHOLD VEHICLE WHICH WAS ACQUIRED BEFORE OR DURING THE TRAVEL WEEK. (Numveh > 0 AND WhenAcq=1 or 2)

ALWAYS RECORD

### Intro

THIS IS THE START OF THE VEHICLE QUESTIONNAIRE FOR THE [VEHICLE]

INTERVIEWER: DO YOU WANT TO COMPLETE THE QUESTIONNAIRE FOR THIS VEHICLE NOW OR LATER?

INTERVIEWER: ASK THESE QUESTIONS OF THE MAIN DRIVER [Name] IF POSSIBLE.

THEN PRESS <ENTER> & <END> TO GO TO THE NEXT PICK-UP QUESTION

1. Now
2. Later

NO DK, NO REFUSAL

If vehicle questionnaire is to be conducted later (Intro=2)

### LStop

INTERVIEWER: Please remember to come back to the vehicle questionnaire for the [VEHICLE].

Each time you exit then re-enter the questionnaire and move through it by hitting the END key you will stop at this question.

Go back to the previous question and change 'later' to 'now' when you are ready to complete the missing questions.

Press 1 and <Enter> to continue.

1. Continue

## REGISTRATION NUMBER

If Intro=1

### RegIntr

I'd now like to ask for some details about the [Vehicle number] so that we can collect information about the types of motor vehicles that people use.

First, could you give me the registration number?  
ADD IF NECESSARY: If you are able to give us the registration number, we will be able to get some of the information we need from DVLA or other DfT Agencies rather than asking you for the information now.

1. Willing to give (British) registration number
2. Not willing to give registration number
3. Willing to give registration number but cannot remember it correctly
4. Foreign registration number

Helpscreen:

No information on your vehicle will be given to anyone outside the statistics section at DfT and the registration number will not be used to identify you or your household.

DVLA = Driver and Vehicle Licensing Agency

Other DfT Agencies include:

Vehicle Certification Agency (VCA)

Vehicle and Operator Services Agency (VOSA)

If Respondent is willing to give registration number  
IF RegIntr=1

### RegExpl

READ OUT: We will use this to look up some details already held by DVLA or other DfT agencies, such as engine size and CO2 emissions rating.

No information on your vehicle will be given to anyone outside the statistics section at Department for Transport and the registration number will not be used to identify you or your household.

DVLA = DRIVER AND VEHICLE LICENSING AGENCY

1. Acceptable to respondent - continue
2. Not acceptable - change RegIntrIF RegIntr=1

If RegIntr=1

### Personal

VEHICLE

Is the registration number for this vehicle a personalised or cherished number?

1. Yes
2. No

If Respondent is willing to give registration number  
(RegIntr = 1)

### VRegNo1

ENTER REGISTRATION NUMBER FOR THE [VEHICLE]

INTERVIEWER: PLEASE USE CAPITAL LETTERS AND DO NOT USE SPACES BETWEEN PARTS OF THE CODE.

NO DK, NO REFUSAL

If Respondent is willing to give registration number  
(RegIntr = 1)

### RFormat

INTERVIEWER: CODE FORMAT OF REGISTRATION NUMBER.

(HOW REGISTRATION YEAR OF VEHICLE IS IDENTIFIED).

1. AB 12 CDE (new format 2001 onwards, with registration year shown by 2 numbers)."
2. A123CDE, A12BCD, A1BCD (old format 1983-2001 with registration year letter at the **start**).
3. ABC123D, ABC12D, ABC1D (old pre-1983 format with registration year letter at the **end**).
4. None of these

If this is acceptable (RegExpl = 1)

### RegNo



Can I ask you to repeat your registration number, so I can check it is recorded correctly.

INTERVIEWER: ENTER REGISTRATION NUMBER FOR THE [VEHICLE] AGAIN TO CONFIRM.

PLEASE USE CAPITAL LETTERS AND DO NOT USE SPACES BETWEEN PARTS OF THE CODE. READ NUMBER BACK TO RESPONDENT TO VERIFY.

THEN PRESS <ENTER> & <END> TO GO TO THE NEXT PICK-UP QUESTION

NO DK, NO REFUSAL

*IF Registration number not given (RegNo <> Response)*

**FuelTyp**

VEHICLE

SHOW CARD 43

What fuel does the [VEHICLE]'s engine use?

INTERVIEWER Bi-fuel is a combination of any two of petrol or diesel or ethanol *with* national gas or LPG.

1. Petrol
2. Diesel
3. Electric/Battery only
4. Hybrid
5. Plug-in hybrid
6. Liquefied Petroleum Gas (LPG)
7. Bi-fuel (combination of two fuels)
97. Other (SPECIFY)

Helpscreen:

**Electric/battery** vehicle relies entirely on electricity for fuel and can be plugged into the mains. It has a battery pack and electric motor. The vehicle cannot be filled up with any type of fuel.

**Hybrid** vehicle is mostly powered by an internal combustion engine and uses electricity to help drive the wheels. The battery is only recharged when the vehicle is in use and cannot be plugged into the mains. The vehicle requires petrol or diesel to fuel the internal combustion engine.

**Plug-in hybrid** vehicle combines both a battery pack and electric motor with an internal combustion engine. Both the electric motor and the internal combustion engine can drive the wheels. The battery is recharged by plugging it into the mains, though it can also be partly recharged when in use. The vehicle requires petrol or diesel to fuel the internal combustion engine.

*IF Some other fuel type is used (FuelTyp = 97)*

**XFuelTyp**

VEHICLE

PLEASE SPECIFY THE OTHER ANSWER.

BVMake / QVMake.INC

ASKED OF MAIN DRIVER (OR OTHER HOUSEHOLD MEMBER) FOR EACH HOUSEHOLD VEHICLE WHICH WAS ACQUIRED BEFORE OR DURING THE TRAVEL WEEK AND REGISTRATION IS NOT PERSONALISED. (Numveh > 0 AND

*WhenAcq=1 or 2 AND Personal=2)*

*IF Registration number not given (RegNo <> Response)*

**LogBook2**

VEHICLE

INTERVIEWER IF THE RESPONDENT STRUGGLES TO ANSWER QUESTIONS ON THEIR VEHICLE SUGGEST THAT THE RESPONDENT GETS THE LOG BOOK (OR VEHICLE REGISTRATION DOCUMENT). THIS MAY HELP THEM ANSWER SOME OF THE QUESTIONS ON THEIR VEHICLE

Press 1 and <Enter> to continue.

1. Continue

*IF Registration number is not personalised or cherished (Personal = 2)*

**SimReg**

SHOW CARD 44

VEHICLE

I would like to know the registration year of the [VEHICLE]. To help with this, can you tell me which of the numbers on this card looks similar to the [VEHICLE]'s registration number?

POINT TO EACH AND SAY: Is it like this with two letters, then two numbers, or like this with a letter at the start, or like this with a letter at the end?

1. AB12CDE
2. A123 CDE, A12 BCD, A1 BCD
3. ABC 123D, ABC 12D, ABC 1A
4. None of these

*IF Registration number is not in any given pattern (SimReg =4)*

**LookReg**

VEHICLE

Could I look at the registration number to find out which letter denotes the year in your registration number? I will not enter the whole number into the computer

INTERVIEWER: Please refer to SHOW CARD 45

1. Yes
2. No

*IF Registration number follows format 1 above (SimReg = 1)*

**WhatNum**

VEHICLE

SHOW CARD 44

What is the number in the middle of the registration number that denotes the year?

RECORD THE RELEVANT NUMBER

*If registration number follows format 2 or 3 above or respondent showed registration number (SimReg=2,3 OR LookReg=1)*

**Letter**

VEHICLE

SHOW CARD 44

Which letter denotes the year (that is what is the first/last letter of your registration number)?

INTERVIEWER: IF PATTERN SELECTED AT QUESTION SimReg POINT TO THE REGISTRATION SEQUENCE SELECTED ON

SHOW CARD 44, AND ASK WHAT REGISTRATION LETTER IS IN THE SAME POSITION AS THE LETTER **IN COLOUR** ON THE CARD.

INTERVIEWER: Please refer to SHOW CARD 45.  
RECORD THE RELEVANT LETTER

*If respondent has given a letter that denotes year of registration and respondent showed the registration (Letter=response AND Lookreg=1)*

**Numba**

VEHICLE

Does the letter come at the beginning or the end of the registration number?

ASK OR RECORD AND CHECK

1. Letter before number
2. Letter after number

ASK ALL

**RegYear**

SHOW CARD 45

VEHICLE

ASK OR RECORD AND CHECK.

Could you tell me the exact year and month in which the vehicle was first registered?

if the registration letter/number is [letter/number] then the vehicle will have been registered between [month/year] and [month/year].

ENTER YEAR HERE

ASK ALL

**RegMon**

SHOW CARD 45

VEHICLE

MONTH OF FIRST REGISTRATION

**VEHICLE DETAILS**

BEngFts / QEngFts.INC

*ASKED OF MAIN DRIVER (OR OTHER HOUSEHOLD MEMBER) FOR EACH HOUSEHOLD VEHICLE WHICH WAS ACQUIRED BEFORE OR DURING THE TRAVEL WEEK, IF FUEL TYPE IS NOT ELECTRIC. (Numveh > 0 AND WhenAcq=1 or 2 AND FuelTyp <> Electric)*

*IF Registration number not given (RegNo <> Response)*

**EnSize**

VEHICLE

ASK OR RECORD AND CHECK

What is the size of the [Vehicles]'s engine in cc's? (1 litre = 1000 cc)

PROBE IF ANSWER IS GIVEN TO NEAREST 100cc.....(Help <F9>)

Helpscreen:

MOPEDS: have a maximum engine size of 50cc.

*IF engine size is not known (EnSize = DK)*

**BenSize**

SHOW CARD 46

VEHICLE

Taking your answer from this card, what is the engine size?

1. Up to 50cc
2. 51 to 125cc
3. 126 to 250cc
4. 251 to 700cc
5. 701 to 1000cc (0.7 to 1 litre)
6. 1001 to 1300cc (1.0 to 1.3 litres)
7. 1301 to 1400cc (1.3 to 1.4 litres)
8. 1401 to 1500cc (1.4 to 1.5 litres)
9. 1501 to 1800cc (1.5 to 1.8 litres)
10. 1801 to 2000cc (1.8 to 2.0 litres)
11. 2001 to 2500cc (2.0 to 2.5 litres)
12. 2501 to 3000cc (2.5 to 3.0 litres)
13. 3001cc and over (3 litres and over)

**PARKING** *(Even years only)*

BPark / QPark.INC

*ASKED OF MAIN DRIVER (OR OTHER HOUSEHOLD MEMBER) FOR EACH HOUSEHOLD VEHICLE WHICH WAS ACQUIRED BEFORE OR DURING THE TRAVEL WEEK. (Numveh > 0 AND WhenAcq=1 or 2)*

ASK EVEN YEARS ONLY

**WherePk**

VEHICLE

Where is the VEHICLE usually parked overnight?

Is it ... READ OUT

1. ...in the garage (at this address),
2. not garaged but still on the property of this address,
3. on the street or public highway,
4. or, elsewhere (at or near your home)? (Specify)
5. (DOES NOT USUALLY PARK AT/NEAR HOME)

ASK EVEN YEARS ONLY

*IF Respondent parks elsewhere at or near their home (WherePk = 4)*

**XWherePk**

Please specify other answer.

**MILEAGE**

BMILEAG / QMileag.INC

*ASKED OF MAIN DRIVER (OR OTHER HOUSEHOLD MEMBER) FOR EACH HOUSEHOLD VEHICLE WHICH WAS ACQUIRED BEFORE OR DURING THE TRAVEL WEEK. (Numveh > 0 AND WhenAcq=1 or 2)*

ASK ALWAYS

**AnMiles**

## VEHICLE

I would like to get a figure for the approximate annual mileage of the VEHICLE. Can you please estimate for me the total miles the vehicle has been driven in the last 12 months, (that is since DATE)?  
INTERVIEWER: IF DK ENCOURAGE ESTIMATE.

IF NECESSARY OBTAIN TO NEAREST THOUSAND.

OBTAIN EXPECTED MILEAGE IF VEHICLE ACQUIRED LESS THAN A YEAR AGO.

IF NIL ENTER 0

*If annual number of miles is not known (AnMiles=DK)*

**BAnMiles**

## SHOW CARD 47

## VEHICLE

Taking your answer from this card, approximately how many MILES has this vehicle been driven in the last 12 months, (that is since [date])?

INTERVIEWER: IF DK ENCOURAGE ESTIMATE.

OBTAIN EXPECTED MILEAGE IF VEHICLE ACQUIRED LESS THAN A YEAR AGO.

1. 0 - 499 miles
2. 500 - 999 miles
3. 1,000 - 1,999 miles
4. 2,000 - 2,999 miles
5. 3,000 - 3,999 miles
6. 4,000 - 4,999 miles
7. 5,000 - 6,999 miles
8. 7,000 - 8,999 miles
9. 9,000 - 11,999 miles
10. 12,000 - 14,999 miles
11. 15,000 - 17,999 miles
12. 18,000 - 20,999 miles
13. 21,000 - 29,999 miles
14. 30,000 miles and over

*IF Respondent has given the annual mileage of their vehicle (AnMiles > 0)*

**KmOrMile**

## VEHICLE

INTERVIEWER ASK OR CODE:

WAS THE ANSWER TO 'AnMiles' IN MILES OR KILOMETRES?

1. Miles
2. Kilometres

*If (someone in household is in work AND annual mileage has been given in miles) OR (vehicle is a 4 wheel car or light van AND annual miles not given) (Ichemp=1 AND ((KmOrMile=1) OR (Typevcl2=1,2,5 AND Anmiles <> response)))*

**UsualWk**

## VEHICLE

Can you please estimate how many of the total annual miles, if any, are driven by anyone in the household in getting to or from a usual place of work, either all of the way or part of the way?

IF NIL ENTER 0

*If someone in house is working AND annual mileage has been given in kilometres (Ichemp=1 AND KmOrMile=2)*

**UsualKm**

## VEHICLE

Can you please estimate how many of the total annual kilometres, if any, are driven by anyone in the household in getting to or from a usual place of work, either all of the way or part of the way?

IF NIL ENTER 0

*If (someone in household is in work AND annual mileage has been given in miles) OR (vehicle is a 4 wheel car or light van AND annual miles not given) (Ichemp=1 AND ((KmOrMile=1) OR (Typevcl2=1,2,5 AND Anmiles <> response)))*

**CoursWk**

## VEHICLE

Leaving aside these journeys, can you estimate how many of the total annual miles, if any, are driven by anyone in the household in the course of work?

IF NIL ENTER 0

*If someone in house is working AND annual mileage has been given in kilometres (Ichemp=1 AND KmOrMile=2)*

**CoursKm**

## VEHICLE

Leaving aside these journeys, can you estimate how many of the total annual kilometres, if any, are driven by anyone in the household in the course of work?

IF NIL ENTER 0

*If some of the mileage is driven in the course of work (Courswk>0)*

**GoodsWk**

## VEHICLE

And can you estimate how many of these [Number of miles driven in the course of work] miles are driven by anyone in the household whilst carrying goods in the course of work?

IF NIL ENTER 0

*If some of the mileage is in the course of work (Courskm>0)*

**GoodsKM**

## VEHICLE

And can you estimate how many of these [Number of kilometres driven in the course of work] kilometres are driven by anyone in the household whilst carrying goods in the course of work?

IF NIL ENTER 0

*If mileage in miles AND mileage has been given for all mileage, mileage to work and mileage in course of work ((KMorMiles=1) AND (AnMiles= response AND usualwk=response AND Courswk=response))*

**OthMile**

## VEHICLE

So that means that the vehicle is driven about [Number of total annual miles minus the number of miles driven to and from work and in the course of work] miles a year for all other journeys?

PRESS <ENTER> IF THE NUMBER SHOWN IS CORRECT, OR CHANGE TO THE CORRECT NUMBER.

INTERVIEWER: IF THE NUMBER IS CHANGED IT WILL BRING UP AN ERROR MESSAGE - YOU WILL NEED TO MODIFY PREVIOUS ANSWERS

*If mileage in km AND mileage has been given for all mileage, mileage to work and mileage in course of work ((KMorMiles=2) AND (AnMiles= response AND usualkm=response AND Courskm=response))*

**Othkm**

VEHICLE

So that means that the vehicle is driven about [Number of total annual kilometres minus the number of kilometres driven to and from work and in the course of work] kilometres a year for all other journeys.

PRESS ENTER IF THE NUMBER SHOWN IS CORRECT OR CHANGE TO THE CORRECT NUMBER

INTERVIEWER: IF THE ANSWER IS CHANGED IT WILL BRING UP AN ERROR MESSAGE - YOU WILL NEED TO MODIFY PREVIOUS ANSWERS.

*MODULE A ONLY (Even years only)*

**OutGB**

VEHICLE

Has the vehicle been driven OUTSIDE of Great Britain in the last year, (that is since DATE), by anyone in the household?

INCLUDE TRAVEL IN NORTHERN IRELAND, THE ISLE OF MAN & CHANNEL ISLANDS

1. Yes
2. No

Helpscreen:

Outside GB means outside of England, Wales and Scotland. Include travel in the Isle of Man, Channel islands and Northern Ireland

*MODULE A ONLY (Even years only)*

*If some miles have been driven outside Great Britain (OutGB=1)*

**MileGB**

VEHICLE

What was the vehicle's total mileage OUTSIDE GB on the last trip that was made?

INCLUDE MILEAGE REGARDLESS OF WHO WAS DRIVING, INCLUDE MILEAGE IN NORTHERN IRELAND, THE ISLE OF MAN & CHANNEL ISLANDS

*MODULE A ONLY (Even years only)*

*If some miles have been driven outside Great Britain (OutGB=1)*

**PurpGB**

VEHICLE

What was the main purpose of the trip?

1. A holiday
2. A business trip
3. A shopping trip
4. Visiting friends or relations
5. Another reason

*MODULE A ONLY (Even years only)*

*If trip outside Great Britain made for some other purpose (PurpGB=5)*

**OthPurp**

VEHICLE

What was the reason for the trip?

ASK ALL

**SecCyc**

VEHICLE

(May I just check) Is the milometer on its second cycle, in other words has it reached its maximum figure and been through zero again?

1. Yes
2. No

ASK ALL

**MiloRep**

VEHICLE

Has the milometer been replaced since the vehicle was new?

THEN PRESS <ENTER> & <END> TO GO TO THE NEXT PICK-UP QUESTION

1. Yes
2. No

BVehicle / Vehicle.INC

ASKED OF MAIN DRIVER (OR OTHER HOUSEHOLD MEMBER) FOR EACH HOUSEHOLD VEHICLE WHICH WAS ACQUIRED BEFORE OR DURING THE TRAVEL WEEK. (Numveh > 0 AND WhenAcq=1 or 2)

**SatNavN**

Does [this vehicle] have satellite navigation/SatNav technology? This can be integral to the car or a separate portable device that can be placed in the car.

INTERVIEWER: Makes of satellite navigation technology include TomTom, Garmin and Navman. Separate devices include hand-held plug and go systems or telephone/PDA systems with GPS features.

1. Yes - an integrated system
2. Yes - a hand-held/plug and go system
3. No
4. Don't know

**Vehicle Pick Up Interview**

BVPickU / QTVPickU.INC

ASKED OF ALL VEHICLES IN THE PICK UP INTERVIEW IF NOT ACQUIRED AFTER THE PLACEMENT INTERVIEW AND (NOT DISPOSED OF BEFORE THE START OF THE TRAVEL WEEK OR STILL HAVE AFTER THE TRAVEL WEEK (WhenAcq=1,2 AND (WhenDis=2,3 OR StillGot = 1))

ASK ALWAYS

**IntQust2**

VEHICLE

INTERVIEWER: FOR THE NEXT QUESTIONS YOU NEED TO CODE THE MILOMETER READING FROM THE FUEL AND MILEAGE CHART.

ENTER WHETHER THE READING IS IN MILES OR KILOMETRES

1. Miles
2. kilometres

ASK ALWAYS

**FMilo**

VEHICLE

CHECK MILOMETER READING IN MILEAGE CHART. 'FIRST' MILOMETER READING WAS:

1. Recorded from milometer
2. Estimated
3. Not available

NO DK, NO REFUSAL

*IF first milometer reading is estimated or recorded and first reading is in miles (FMilo = 1 or 2 AND IntQust2=1)*

**MilesF**

VEHICLE

ENTER THE 'FIRST' MILEAGE (TO THE NEAREST WHOLE MILE)

*IF First milometer reading is estimated or recorded and reading is in kilometres (FMilo = 1 or 2 AND IntQust2=2)*

**KmF**

VEHICLE

ENTER THE 'FIRST' READING IN KILOMETRES (TO THE NEAREST WHOLE KILOMETRE)

ASK ALWAYS

**LMilo**

VEHICLE

LAST MILOMETER READING WAS:

1. Recorded from milometer
2. Estimated
3. Not available

NO DK, NO REFUSAL

*IF last milometer reading is estimated or recorded and reading in miles (LMilo = 1 or 2 AND IntQust2=1)*

**MilesL**

VEHICLE

ENTER THE 'LAST' MILEAGE (TO THE NEAREST WHOLE MILE)

*IF last milometer reading is estimated or recorded and reading is in kilometres (LMilo = 1 or 2 AND IntQust2=2)*

**KmL**

VEHICLE

ENTER THE 'LAST' READING IN KILOMETRES (TO THE NEAREST WHOLE KILOMETRE)

*If vehicle was not driven during the travel week (MilesF=MilesL or KmF=K mL)*

**WhyNUse**

VEHICLE

Why was the vehicle not used during the Travel Week?

CODE FIRST THAT APPLIES.

ENTER THE RESPONSE AND PRESS <END> TO GO TO THE NEXT PICK-UP QUESTION (OR THE END OF THE QUESTIONNAIRE IF THERE ARE NO MORE VEHICLES)

1. Vehicle not insured/not taxed
2. Vehicle being repaired/serviced
3. Driver sick/on holiday
4. Driver disqualified
5. Vehicle not in everyday use
97. Other (Specify)

*IF 'other' reason is given for vehicle not being used during the Travel Week (WhyNUse = 97)*

**XWhyNUse**

VEHICLE

PLEASE SPECIFY OTHER ANSWER.

*If the vehicle was driven during the travel week (MilesF<MilesL or KmF<K mL)*

**InElm1**

VEHICLE

May I just check:

Were any of the [Total number of miles/kilometres] driven by someone outside the household?

1. Yes
2. No

*IF the vehicle was driven by someone outside the household (InElm1 = 1)*

**InElmA1**

VEHICLE

How many miles/kilometres were driven by someone outside the household?

*If the vehicle was driven during the travel week (MilesF<MilesL or KmF<K mL)*

**InElm2**

VEHICLE

(Were any of the [Total number of miles/ kilometres] driven in order) to carry goods in the course of work?

1. Yes
2. No

*IF the vehicle was driven to carry goods in the course of work (InElm2 = 1)*

**InElmA2**

VEHICLE

How many miles/kilometres were driven in order to carry goods in the course of work?

*If the vehicle was driven during the travel week (MilesF<MilesL or KmF<K mL)*

**InElm3**

VEHICLE

(Were any of the [Total number of miles/ kilometres] driven) off the public road?

1. Yes
2. No

*Derived variable from TotInel*

**TotElig**

VEHICLE

TOTAL ELIGIBLE MILES

*IF the vehicle was driven off the public road (InElm3 = 1)*

**InElmA3**

VEHICLE

How many miles/kilometres were driven off the public road?

*If the vehicle was driven during the travel week (MilesF<MilesL or KmF<Kml)*

**InElm4**

VEHICLE

(Were any of the [Total number of miles/ kilometres] driven) outside Great Britain?

1. Yes
2. No

*IF the vehicle was driven outside Great Britain (InElm4 = 1)*

**InElmA4**

VEHICLE

How many miles/kilometres were driven outside Great Britain?

*If the vehicle was driven during the travel week (MilesF<MilesL or KmF<Kml)*

**InElm5**

VEHICLE

(Were any of the [Total number of miles/ kilometres] driven) using the vehicle as a taxi or hire car?

1. Yes
2. No

*IF the vehicle was used as a taxi or hire car (InElm5 = 1)*

**InElmA5**

VEHICLE

How many miles/kilometres were driven using the vehicle as a taxi or hire car?

INTERVIEWER: PRESS <END> TO GO TO NEXT PICK-UP QUESTION OR THE END OF THE QUESTIONNAIRE IF THERE ARE NO MORE VEHICLES

*If any mileage driven travel week AND any or no miles driven for ineligible purposes ((MilesF<MilesL or KmF<Kml)AND ((InelmA1= response OR InelmA2 = response OR InelmA3 = response OR InelmA4 = response OR InelmA5 = response) OR (Inelm1 =2 AND Inelm2 =2 AND inelm3=2 AND inelm4=2 AND inelm5=2))*

**TotInel**

VEHICLE

TOTAL INELIGIBLE MILEAGE: [total number of miles/kilometres driven by non-household members plus any miles/kilometres driven in the course of work, off the public road or outside Great Britain]

INTERVIEWER: PRESS ENTER TO CONFIRM OR GO BACK AND CHECK InElm QUESTIONS

## Admin block

BPenult/QPenult.INC

*IF Placement Interview completed (StatusQ=1)*

### Thank

THIS IS THE END OF THE PLACEMENT INTERVIEW.

Press 1 and <Enter> to continue.

*IF Placement Interview completed (StatusQ=1)*

### ConIntro

INTERVIEWER: YOU NOW NEED TO ENTER THE FULL NAMES OF ALL THE RESPONDENTS THAT AGREED

TO TAKE PART IN A FOLLOW UP STUDY. YOU MAY ALREADY HAVE THIS INFORMATION.

Press 1 and <Enter> to continue.

Bconname/ QPenult.INC

*If respondent agreed to be followed up (Followup=1)*

### Ttl

INTERVIEWER ASK OR CODE: And if we were to contact you to take part in a follow-up study, what name should we ask for. First what title should we use.

IF THE TITLE IS NOT KNOWN PRESS <CTRL K>.

1. Mr
2. Mrs
3. Ms
4. Miss
5. Other title

*IF respondent had other title (Ttl=5)*

### TtlX

INTERVIEWER: CODE OR ASK

Enter the title

*If respondent agreed to be followed up (Followup=1)*

### ForNam

INTERVIEWER ASK OR CODE: And the first name?

IF THE FIRST NAME IS NOT KNOWN PRESS <CTRL K>

*If respondent agreed to be followed up (Followup=1)*

### SurNam

INTERVIEWER ASK OR CODE: And the surname?

IF THE SURNAME IS NOT KNOWN PRESS <CTRL K>

*IF Placement Interview completed (StatusQ = 1)*

### Penult

INTERVIEWER: NOW INTRODUCE AND EXPLAIN THE DIARY

PREPARE ADULT (PURPLE) DIARIES FOR:

[Names]

PREPARE YOUNG PERSONS (GREEN) DIARIES

FOR: (To use GREEN even if will turn 16 soon)

[Names]

Diary dates are as follows:

1 [DAY, DATE]

2 [DAY, DATE]

3 [DAY, DATE]

4 [DAY, DATE]

5 [DAY, DATE]

6 [DAY, DATE]

7 [DAY, DATE]

CIRCLE THE DAYS OF THE WEEK AND WRITE YOUR OWN NAME AND THE DATE YOU WILL BE CALLING BACK AT THE BOTTOM OF THE DIARIES

Press 1 and <Enter> to continue.

*IF Placement Interview completed (StatusQ = 1)*

### AnyCom

INTERVIEWER: THE FOLLOWING OPEN QUESTION IS OPTIONAL AND IS FOR USE AT YOUR OWN DISCRETION. IT ASKS ABOUT GENERAL TRAVEL ISSUES.

Would you like to ask the respondent a general open question?

1. Yes
2. No

*IF Interviewer asks general open question*

*(Anycom= 1)*

### AnyComX

What aspects of transport would you most like the government to improve?

*IF Placment Interview completed and household has a vehicle (StatusQ =1 AND DMNOVEH > 0)*

### Penult3

NOW PLACE A MILEAGE CHART FOR EACH VEHICLE. DON'T FORGET TO FILL IN READING DATES AND VEHICLE NUMBERS:

Reading dates are before first use on [Travel week start date] and after last use on [Travel week end date]

SN: [Serial number] : [Name]

Press 1 and <Enter> to continue.

*IF Placement Interview completed (StatusQ = 1)*

### Penult4

INTERVIEWER: HOW LONG DID IT TAKE TO PLACE AND EXPLAIN THE DIARY AND OTHER DOCUMENTS?

INCLUDE ANY TIME SPENT PREPARING THE DIARIES BEFOREHAND (E.G. FILLING IN THE FRONT).

RECORD TO NEAREST MINUTE

*IF Pickup Interview completed (StatusQ = 2)*

### Penult5

INTERVIEWER: HOW LONG DID IT TAKE TO PICK UP AND CHECK THE DIARY(IES)?

RECORD TO NEAREST MINUTE

*IF Pickup Interview completed (StatusQ = 2)*

### HDiaryPU

INTERVIEWER have you collected diaries for all members of the household?

1. Yes
2. No

*IF have picked up diaries for every member of household (HDiary PU=1)*

**GiftI**

INTERVIEWER: Please get the @B ^gifttxt @B gift card ready for the respondent.

Before handing over ...

Write amount in the circle at the top right-hand corner of the card.

Enter the last 8 digits of the card in the next question.

Press 1 and <Enter> to continue.

*IF have picked up diaries for every member of household (HDiary PU=1)*

**GiftNX**

Enter the last ^pDigits digits of the card number.

:STRING[8]

EndGC

INTERVIEWER: END OF GIFT CARD SECTION.

1. Press 1 and <Enter> to continue.

BSOC2000/QTSOC.INC

*All questions asked of editors if job details collected*

**SOC2010**

Standard Occupational Classification (SOC2010)

Person: [Name]

Job Title: [Job Title]

Job Description: [Job Description]

Responsibility: [Responsibility for staff]

Industry: [Industry]

Summary: [Summary]

EDITOR: press space bar to start coding

**SOCDisp**

JobTitle has been coded into:

SOC2010 :[SOC code]

EDITOR: PRESS '1' AND <ENTER> TO ACCEPT

Press 1 and <Enter> to continue.

**XSOC2010**

Standard Occupational Classification - SOC2010 - WITHOUT DOTS.

**SEG**

Socio-economic Group (old scheme)

**SC**

Social Class (old scheme)

**SIC2007**

EDITOR: Review industry details and assign 2-digit

SIC2007 code for: [Industry]

**SICConf**

EDITOR: Industry is now coded into SIC2007

group:[SIC group]

Is that what you intended?

1. Yes
2. No

**IndexNo**

Index number of SOC2010 entry selected in coding index

**ES2010**

Full employment status - derived from Job block questions and SOC2010

1. Self-employed : large establishment (25+ employees)
2. Self-employed : small establishment (1-24 employees)
3. Self-employed : no employees
4. Manager : large establishment (25+ employees)
5. Manager : small establishment (1-24 employees)
6. Foreman or supervisor
7. Employee (not elsewhere classified)
8. No employment status info given - for use in this program only

**NSSEC**

NS-SEC Socio-economic Class (full classification)- derived variable

**SECFlag**

Indicator for status of SEC

0 - valid combination of SEC and ES2010  
1 - invalid combination  
2 - no employment status info - simplified SEC used

BADMIN/QADMIN.INC

*ALWAYS RECORD*

**Status**

Current Interview Status

UPDATE THIS BEFORE EACH TRANSMISSION TO HEAD OFFICE.

0. No work done yet
1. Calls made but no contact
2. Contact made
3. Interview started/Any interviewing done.
4. Other - no interviewing required (eg. ineligible, refusal)

*ALWAYS RECORD*

**MENUNOTE**

REMINDER/NOTE FOR THE OPENING MENU (OPTIONAL)

IF NOTHING TO SAY, JUST PRESS <Enter>. ENTER IN HERE ANY USEFUL DETAILS YOU WISH TO APPEAR ON THE ADDRESS MENU

*ALWAYS RECORD*

**Choice**

INTERVIEWER: DO YOU NOW WANT TO...

INTERVIEWER: DON'T SELECT CODE 5 UNTIL ALL OTHER WORK ON THIS HOUSEHOLD IS COMPLETED.



1. LEAVE THIS QUESTIONNAIRE - without filling in the admin details?
5. FILL IN THE ADMIN DETAILS - and prepare this household for transmission to Head Office?

NO DON'T KNOW, NO REFUSAL

*IF Interviewer has selected to enter admin details and has not conducted a pickup interview (Choice = 5) AND (Penult = RESPONSE) AND (StatusQ = 1)*

**NoPU**

Please explain why you did not conduct the pick up interview.

*ALWAYS RECORD*

**CallTot**

INTERVIEWER: Enter the **total number of personal visits** made.

*IF Household number equals 1 (HHold = 1)*

**FindDU**

How many dwelling units did you find at this address?

INTERVIEWER: TAKE THE ANSWER AS RECORDED AT A2 ON THE A.R.F. FOR THIS ADDRESS.

IF ADDRESS IS INELIGIBLE, OR NUMBER OF DWELLING UNITS NOT ESTABLISHED, ENTER '0'

*IF Household number equals 1 (HHold = 1)*

**DUCode**

Please enter code of selected DUs from A5 on the ARF

*IF Household number equals 1 (HHold = 1)*

**FindHH**

How many households did you find in the selected DU?

INTERVIEWER: TAKE THE ANSWER AS RECORDED AT C1 ON THE A.R.F. FOR THIS ADDRESS.

IF ADDRESS IS INELIGIBLE, OR NUMBER OF HOUSEHOLDS NOT ESTABLISHED, ENTER '0'

*IF More than one household at address (FindHH > 1)*

**HHCode**

Please enter code of selected HH from **C2 ON THE ARF**

BIOOut/QADMIN.INC

*RECORDED FOR ALL*

**PIOut**

Placement interview outcome (computed)

1. Full
2. Started
3. NoInt

*ALWAYS RECORD FOR EACH PERSON IN TURN*

**Diary**

Did you collect a completed diary for [Name]?

Full/started/No PLACEMENT INTERVIEW FULLY COMPLETED = FILLED IN FOR ALL 7 DAYS (DAYS WHEN NO JOURNEYS MADE COUNT AS FILLED IN).

PARTIALLY COMPLETED = AT LEAST ONE JOURNEY RECORDED BUT ONE OR MORE DAYS NOT FILLED IN.

NO DIARY = NO JOURNEYS COMPLETED AT ALL.

1. Yes - fully completed diary
2. Yes - partially completed diary
3. No - no diary completed for this person

*IF fully/partially completed diary for respondent (Diary=1 ro 2)*

**WhoFill**

Who filled in the diary for [Name]?

1. Respondent filled it in themselves
2. Respondent filled it in with help from another household member
3. Another household member filled it in on respondent's behalf
4. Respondent filled it in with help from the interviewer
5. Interviewer filled it in on respondent's behalf

*IF Respondent filled in diary with help from the interviewer OR Interviewer filled it in on respondent's behalf (WhoFill= 4 or 5)*

**DaysInt**

Which day(s) did you (ie INTERVIEWER) fill in. CODE ALL THAT APPLY

1. Day 1
2. Day 2
3. Day 3
4. Day 4
5. Day 5
6. Day 6
7. Day 7

*If diary fully completed (Diary=1)*

**BlnkDry**

INTERVIEWER: IS [Name]'S TRAVEL RECORD BLANK ON ALL DAYS (I.E. NO TRIPS ARE RECORDED ON ANY DAY)?

1. Yes
2. No

*IF respondent's diary is blank (BlnkDry = 1)*

**BlnkWhy**

INTERVIEWER: PLEASE RECORD THE REASON FOR NO TRIPS DURING THE TRAVEL WEEK.

1. Abroad/offshore all week
2. Housebound due to longstanding illness/disability
3. (Temporarily) unwell all week
4. Only did short walks on Days 1-6
5. Did not go out at all (but not due to illness/disability)
6. Other

NO DON'T KNOW, NO REFUSAL

*ALWAYS RECORD*

**NFDiary**

Number of full Diaries collected (derived variable)

ALWAYS RECORD

**NDiary**

Number of full/part Diaries collected (derived variable)

ALWAYS RECORD

**NFull**

Number of full productive interviews (derived variable)

ALWAYS RECORD

**NProxy**

Number of full proxy interviews (derived variable)

ALWAYS RECORD

**VStart**

Saved start date

ALWAYS RECORD

**Outcome**

FINAL OUTCOME FOR HOUSEHOLD INTERVIEW  
= Computed OR UnOut

*IF outcome is not productive (Outcome <>  
110,120,130,210,211,220,221,230,231)*

**UnOut**

ENTER OUTCOME CODE FROM ARF.

**UnOutChk**

You have entered:

[outcome code] Is this correct?

1. Yes

2. No

NO DON'T KNOW, NO REFUSAL

*If unproductive due to language difficulties  
(Outcome code=540)*

**WhichL**

INTERVIEWER: You said there were language difficulties with this address. Which language(s) did the respondent(s) speak?

By this we mean the language(s) that they could do the interview in, if a bilingual interviewer were available.

CODE ALL THAT APPLY

1. Arabic

2. Bengali

3. Cantonese

4. Gujarati

5. Polish

6. Punjabi (Gurmukhi)

7. Punjabi (Urdu)

8. Somali

9. Urdu

97. Other (please specify)

98. Not known

NO DON'T KNOW, NO REFUSAL

*If other language spoken (WhichL=97)*

**XWhichL**

Please specify the language(s)

*If language spoken is codable (WhichL = 1, 2, 3, 4, 5, 6, 7, 8 or 9)*

**Willing**

INTERVIEWER: Did they provide a contact telephone number?

1. Yes

2. No

NO DON'T KNOW, NO REFUSAL

*If respondent is willing to provide a contact number  
(Willing=1)*

**LanguageN**

Please enter the telephone number of the respondent so that the office can arrange for a bilingual interviewer to contact them, if possible.

*If productive interview (Outcome code = 110, 120, 130, 241, 242, 251, 252, 261, or 262)*

**Translate**

INTERVIEWER: Please code which best applies

1. The Placement interview was conducted in English.

2. The Placement interview was translated by another household member.

3. The Placement interview was translated by you, as an accredited bilingual NatCen interviewer.

NO DON'T KNOW, NO REFUSAL

*If other ineligible (outcome code = 690 or 790)*

**WhyInel**

RECORD REASON FOR USING Code 690 or Code 790

ALWAYS RECORD

*IF productive outcome (Outcome=  
110,120,130,210,211,220,221,230,231)*

**PractDia**

Did you complete the practice page of the travel record at the placement interview?

1. Yes

2. No

*IF interviewer did not use practice page  
(PractDia=2)*

**PracNo**

Please explain why you didn't use the practice page of the travel record

*IF productive outcome (Outcome=  
110,120,130,210,211,220,221,230,231)*

**CallPlac**

THE OUTCOME CODE IS [Outcome code]

INTERVIEWER: Enter the total number of callsl up to (but NOT including) Diary placement.

*IF outcome code is productive, non contact, refusal or other unproductive and first household from ARF  
(Outcome = 110,120,130,210,211,220,221,230,231, 310,320,330, 410,420,431,432,440,450, 510,520,530,540,550,560,641,642,651, 652,670 AND HHold = 1)*

**ObsDone**

Have you filled in the Observation form details the ARF?

1. Yes
2. No

Bobs/QObsNR.INC

*If Observation details completed on ARF  
(ObsDone=1)*

**A2**

A2 ON ARF

Are there any physical barriers to entry to the house/flat/building?

CODE ALL THAT APPLY

USE <CTRL K> IF UNABLE TO OBTAIN INFORMATION

1. Locked common entrance
2. Locked gates
3. Security staff or other gatekeeper
4. Entry phone access
5. None of these
8. Unable to obtain information.

*If Observation details completed on ARF  
(ObsDone=1)*

**A3**

A3 ON ARF

Which of these best describes the selected flat or house?

USE <CTRL K> IF UNABLE TO OBTAIN INFORMATION

1. Detached house/bungalow
2. Semi-detached house/bungalow
3. Terraced house/end of terrace
4. Flat or maisonette - purpose built
5. Flat or maisonette - part of converted house/other
6. Room or rooms
7. Other - caravan or mobile home
8. Other, houseboat
9. Some other kind of accommodation

*If respondent lives in a house or bungalow (A3=1, 2, or 3)*

**A4**

A4 ON ARF

Did you, at any visit, observe a car in the drive?

USE <CTRL K> IF UNABLE TO OBTAIN INFORMATION

1. Yes, car in driveway
2. No car in driveway
3. No driveway

*If respondent lives in a house or bungalow (A3=1, 2, or 3)*

**A5**

A5 ON ARF

Does the house/bungalow have a garage or car port?

USE <CTRL K> IF UNABLE TO OBTAIN INFORMATION

1. Yes
2. No
3. Not sure

*If type of accommodation recorded (A3=Response)*

**A6**

A6 ON ARF

Which of these best describes the condition of residential properties in the area?"

1. Mainly good
  2. Mainly fair
  3. Mainly bad
  4. Mainly very bad
  8. Unable to obtain information
- NO DON'T KNOW, NO REFUSAL

*If type of accommodation recorded (A3=Response)*

**A7**

A7 ON ARF

How is the external condition of the selected flat or house relative to other residential properties in the area?

1. Better
  2. About the same
  3. Worse
  4. Does not apply
  8. Unable to obtain information
- NO DON'T KNOW, NO REFUSAL

BADMIN/QADMIN.INC

*IF productive outcome (Outcome =110,120,130,210,211,220,221,230,231)*

**RemCall**

Did you make a reminder call or send a reminder card between placing the diaries and the start of the Travel Week?

SEE FRONT PAGE OF ARF - Purpose\* COLUMN OF CALLS RECORD

1. Yes, reminder call
2. Yes, reminder card
3. No reminder call or card

*If a reminder call was made between placing the diaries and the start of the Travel Week (RemCall = 1)*

**RemTime**

How long did this reminder call take?

RECORD TO NEAREST MINUTE

*IF productive outcome (Outcome =110,120,130,210,211,220,221,230,231)*

**MidWeek**

Did you make a mid-week check-call during the Travel Week ?

SEE FRONT PAGE OF ARF - - \*\*Call Status Column

1. Yes - by phone
2. Yes - in person
3. No

*If a Mid-week call has been made either by phone or in person (MidWeek = 1 OR 2)*

**MidTime**

How long did this mid-week check-call take?

RECORD TO NEAREST MINUTE

RECORD ALWAYS

**Feetype**

Pay fee items

*IF an outcome code has been entered (Outcome = RESPONSE)*

**IntDone**

OUTCOME CODE: [CODE]

HAVE YOU COMPLETED ALL PICK UP INTERVIEWING, CHECKING AND NOTES? CODE 1 (Yes) SIGNALS THAT THIS INTERVIEW IS READY FOR RETURN OF WORK TO HEAD OFFICE

1. Yes, completed all coding etc.
2. Not yet

*IF edit version of the program*

**EdDone**

HAVE YOU FINISHED EDITING THIS HOUSEHOLD ?

1. Yes
2. No

NO DON'T KNOW, NO REFUSAL

*IF edit completed*

**INFOED**

THAT COMPLETES THE EDIT. USE THE F7 FUNCTION KEY TO EDIT THE NEXT SERIAL NUMBER. USE THE Ctrl KEY AND F7 FUNCTION KEY TOGETHER TO BRING UP THE BROWSER MENU. USE Alt X TO FINISH EDITING

*IF edit completed*

**INFO**

PRESS <Enter> TO LEAVE THE QUESTIONNAIRE

BPeople / BSAdmin.INC

ALWAYS RECORD

**Intro**

INTERVIEWER: You should now enter details for the people. Details already recorded for people who agreed to be followed up will be copied automatically. These can only be changed by going back to the original Questions (ForNam, SurNam) at the end of the main NTS block of questions. Press <Enter> to continue.

*If age 16 or over.*

*Ask or compute from household block*

**SARNTtl**

INTERVIEWER: Code the *title* of the [1<sup>st</sup>, 2<sup>nd</sup>, 3<sup>rd</sup> etc] person interviewed or selected for interview but not interviewed.

If the title is not known or no contact made, press <Ctrl K>.

1. Mr
2. Mrs
3. Ms

4. Miss
5. Other title

*If age 16 or over.*

*Ask or compute from household block*

**SARNTxt**

INTERVIEWER: Enter the *title* of the [1<sup>st</sup>, 2<sup>nd</sup>, 2<sup>rd</sup> etc] person interviewed or selected for interview but not interviewed.

*If age 16 or over.*

*Ask or compute from household block*

**SARNFor**

INTERVIEWER: Enter the first name of the [1<sup>st</sup>, 2<sup>nd</sup>, 3<sup>rd</sup> etc] person interviewed or selected for interview but not interviewed.

If the first name is not known or no contact made, press <Ctrl K>.

*If age 16 or over.*

*Ask or compute from household block*

**SARNSur**

INTERVIEWER: Enter the *surname* of the [1<sup>st</sup>, 2<sup>ns</sup>, 3<sup>rd</sup> etc] person interviewed or selected for interview but not interviewed.

If the surname is not known or no contact made, press <Ctrl K>.

*Derived variable*

**SARInt**

Whether [name] was interviewed?

1. Yes
2. No

**SACNWho**

INTERVIEWER: Who is the main contact person for this serial number? Select from the list below.

If the details for the main contact have already been recorded at the end of the individual interview they will be copied over. These can only be changed by going back to original questions (ForNam, SurNam, TelNoH, TelNoM) near the end of the individual sessions. Else code 5 for "Someone else" and enter the details at the following questions.

1. Person 1
  2. Person 2
  3. Person 3
  4. Person 4
  5. Someone else
- NO DON'T KNOW, NO REFUSAL

*Ask or compute from household block*

**SACNTtl**

INTERVIEWER: Code the *title* of the main contact person. If the title is not known or no contact made, press <Ctrl K>.

1. Mr
2. Mrs
3. Ms
4. Miss
5. Other title

*If other title (SACNTtl=5)*

**SACNTxt**

INTERVIEWER: Enter the title of the main contact person.

*Ask or compute from household block*

**SACNFor**

INTERVIEWER: Enter the first name of the main contact person. If the first name is not known or no contact made, press <Ctrl K>.

*ALWAYS RECORD*

**SACNSur**

INTERVIEWER: Enter the surname of the main contact person. If the surname is not known or no contact made, press <Ctrl K>.

*ALWAYS RECORD*

**SA1Tel**

INTERVIEWER: Enter the main telephone number. Include standard code. If not obtained, press <Ctrl K>.

*ALWAYS RECORD*

**SA2Tel**

INTERVIEWER: Enter the alternative telephone number. Include standard code. If not obtained, press <Ctrl K>.

*ALWAYS RECORD*

**SASRF**

INTERVIEWER: Has a Special Report Form (SRF) been filed for this address / serial number case or are you intending to do so?

A Special Report Form should be filed without delay if you think there is a risk to interviewer safety at this address.

This question must *only* be answered Yes if an SRF has been sent or will be sent promptly.

1. Special report form
2. Yes, report already filed
3. Yes, not yet filed but intending to
4. No, not intending to file report

NO DON'T KNOW, NO REFUSAL

*ALWAYS RECORD*

**SAAdInf**

INTERVIEWER: Please *enter* any information which may be useful at recontact or reissue.

This may be at quality control (recall), reissue or follow-up interview.

Ensure that any important points you have noted on the ARF are entered here.

(Enter the information here - not in a memo (remark).) If no info, press <Enter> to leave empty.

*If Special Report Form required (SASRF=1 or 2)*

**ConfSRF**

INTERVIEWER: Please confirm by typing 'C' that a Special Report Form has already been sent or will be sent to the office promptly.

*ALWAYS RECORD*

**SAS1Act**

INTERVIEWER: Is any special action required *on receipt in the office* for this address / serial

number / case, e.g. to make a correction to the information collected that you are unable to make yourself for some reason?

1. Yes

2. No

NO DON'T KNOW, NO REFUSAL

*If Special Action required (SAS1Act=1)*

**SAS2Act**

INTERVIEWER: Please enter details of the special action required. Enter the information here - not in a memo (remark).

*If Special action required (SAS1Act=1)*

**ConfSAS**

INTERVIEWER: You have answered Yes at SAS1Act, indicating that special action is required in the office for this case but you have not entered any details of such action at SAS2Act. Please type 'C' if you now wish to enter such details.

*RECORD ALWAYS*

**SAAdCon**

INTERVIEWER: Was the address on the ARF label correct and complete for the house/flat/building/dwelling unit to which this serial number relates? Answer No if you have noted any address amendment on the ARF or if you have identified multiple dwelling units within the issued address. Enter the required changes at the next question.

1. Yes

2. No

NO DON'T KNOW, NO REFUSAL

*If address on ARF not correct Saadcom=2)*

**SAAdCor1**

INTERVIEWER: Please enter the correct address First line...

*If address on ARF not correct Saadcom=2)*

**SAAdCor2**

(Please enter the correct address.) Second line...

*If address on ARF not correct Saadcom=2)*

**SAAdCor3**

Please enter the correct address. Third line... (Just press <Enter> if no more to add.)

*If address on ARF not correct Saadcom=2)*

**SAAdCor4**

(Please enter the correct address.) Fourth line... (Just press <Enter> if no more to add.)

*If address on ARF not correct Saadcom=2)*

**SAAdCor5**

(Please enter the correct address.) Fifth line... (Just press <Enter> if no more to add.)

*If address on ARF not correct Saadcom=2)*

**SAPCCor**

(Please enter the correct address.)|Postcode...

*If address on ARF not correct Saadcom=2)*

---

**SAConfm**

INTERVIEWER: Please check the details you have entered

1. Continue

*IF productive outcome (Outcome =110,120,130,210,211,220,221,230,231)*

**SASupFlg**

INTERVIEWER: Was a supervisor present for all or part of this interview?

1. Yes - present for all or part
2. No - not present

NO DON'T KNOW, NO REFUSAL

*ALWAYS RECORD*

**ConfAll**

INTERVIEWER: Please confirm that you have entered all relevant information from the ARF that is requested at preceding questions.

1. Yes, done
2. Will do so later

NO DON'T KNOW, NO REFUSAL

## Diary data

*Record always*

### **SerNo**

Household Serial Number

*Record always*

### **JpersNo**

Person number

1..10

*Ask for every journey*

### **TravDay**

Travel day

1..7

*Ask for every journey*

### **Journum**

Journey number

1..30

*Ask for every journey*

### **PurFrom**

Purpose from (i.e. purpose of previous journey)

1. Home
2. Work
3. In course of work
4. Education
5. Food/grocery shopping
6. All other types of shopping
7. Personal business – medical
8. Personal business – other
9. Eat/drink – alone or at work
10. Eat/drink – other occasions
11. Visit friends/relatives at home
12. Other social
13. Entertainment/public social activities
14. Sport – participate
15. Holiday base
16. (Day) journey/just walk
17. Other non-escort
18. Escort home (not own)
19. Escort work
20. Escort in course of work
21. Escort education
22. Escort shopping/personal business

*Ask for every journey*

### **PurTo**

Purpose to

1. Home
2. Work
3. In course of work
4. Education
5. Food/grocery shopping
6. All other types of shopping
7. Personal business – medical
8. Personal business – other
9. Eat/drink – alone or at work

10. Eat/drink – other occasions
11. Visit friends/relatives at home
12. Other social
13. Entertainment/public social activities
14. Sport – participate
15. Holiday base
16. (Day) journey/just walk
17. Other non-escort
18. Escort home (not own)
19. Escort work
20. Escort in course of work
21. Escort education
22. Escort shopping/personal business
23. Escort other

*Ask for every journey*

### **Timeleft**

Time left (12 hour clock)

0..12

*Ask for every journey*

### **LeftMin**

Time left (minutes)

00..59

*Ask for every journey*

### **TimeArr**

Time arrived (12 hour clock)

0..12

*Ask for every journey*

### **Arrmin**

Time arrived (minutes)

00..59

*Ask for every journey*

### **OrigCnty**

County code for journey origin

*Ask for every journey*

### **OriginUa**

Unitary authority code for journey origin

*Ask for every journey*

### **OriginUr**

Urban rural code for journey origin

*Ask for every journey*

### **DestCnty**

County code for journey destination

*Ask for every journey*

### **DestinUa**

Unitary authority code for journey destination

*Ask for every journey*

### **DestinUR**

Urban rural code for journey destination

*Ask for every journey*

### **Series**

Was the journey a series of calls?

0 Not a series of calls (default setting)

1 Journey was a series of calls

*Ask for every journey*

**NextDay**

Was the arrival time after midnight on the next day?

0 Arrival time before midnight (default setting)

1 Arrival time past midnight

*Ask for every journey*

**NumStag**

Number of stages in journey

1..10

*Ask for every journey*

**Idiscov**

Interviewer discovered journey

Interviewer did not discover journey (default setting)

Interviewer discovered journey

*Ask for every journey*

**Inelig**

Is the journey ineligible?

Eligible journey (default setting)

Ineligible journey (but journey is included for information, e.g. to link two eligible journeys)

*Ask if diary day is blank*

**Blank**

Why is day blank?

1 No journeys made

2 Day not filled in

**Rjday**

Repeat journey (same person, same/different day)

Enter travel day of original journey 1..7

**Rjnum**

Repeat journey number (same person, same/different journey number)

Enter journey number of original journey

1..29

**Djpnun**

Duplicate journey (another person)

Enter journey number of original journey

1..29

**Djnum**

Duplicate journey (another person, same/different journey number)

Enter person number of original journey

1..9

**Stages**

Ask for each stage

**Stagenum**

Number of journey stage

1.. 10

*Ask for each stage*

**Method**

Method of travel

1. Walk

2. Bicycle

3. Private (hire) Bus

4. Car

5. Motorcycle combination

6. Van or lorry

7. Other private transport

8. Ordinary Bus (London)

9. Ordinary Bus (Elsewhere)

10. Coach/Express Bus

11. Excursion/Tour Bus

12. LT underground

13. Train (formerly BR)

14. Light rail

15. Aircraft (public)

16. Taxi/Minicab/private hire vehicle

17.

18. Other public transport

19. Unspecified (private)

20. Unspecified (public)

*Ask for each stage*

**Dunits**

Distance in miles

0.25..500

*Ask for each stage*

**Dtenths**

Distance in tenths of miles

*Ask for each stage in young person's diary*

**PartyNoa**

Number of adults in party

1..30

*Ask for each stage in young person's diary*

**PartyNoc**

Number of children in party

1..30

*Ask for each stage in adult diary*

**Partynum**

Number of people in party

1..30

*Ask for each stage*

**Travmins**

Time travelling in minutes

1..600

*Ask for each stage involving ordinary bus London OR ordinary bus elsewhere OR coach/express bus, OR excursion/tour bus, OR LT underground OR train OR light rail OR aircraft public OR other public OR unspecified public*

**Ticktype**

Type of ticket (Season ticket information gathered during the CAPI placement and pick up interviews are coded 1-6).

7 Ordinary ticket – adult

8 Ordinary ticket – child

9 Reduced (Off-peak) - adult



- 10 Reduced (Off-peak) – child
- 11 Special category reduced
- 12 Other

**Ticktype**

- TickType 1 = TickTyp2 1
- TickType 2 = TickTyp2 2
- TickType 3 = TickTyp2 3
- TickType 4 = TickTyp2 4
- TickType 5 = TickTyp2 5
- TickType 6 = TickTyp2 6
- TickType 7 = TickTyp2 7 + 13
- TickType 8 = TickTyp2 8 + 14
- TickType 9 = TickTyp2 9
- TickType 10 = TickTyp2 10
- TickType 11 = TickTyp2 11
- TickType 12 = TickTyp2 12

*Ask for each stage involving ordinary bus London OR ordinary bus elsewhere OR coach/express bus, OR excursion/tour bus, OR LT underground OR train OR light rail OR aircraft public OR other public OR unspecified public*

**TickTyp2**

- 1. Special ticket 1
- 2. Special ticket 2
- 3. Special ticket 3
- 4. Special ticket 4
- 5. Special ticket 5
- 6. Special Ticket 6
- 7. Ordinary adult excl 1 day TCard
- 8. Ordinary child excl 1 day Tcard
- 9. Reduced off peak adult
- 10. Reduced off peak child
- 11. Reduced special category
- 12. Other special category
- 13. Adult one day travelcard
- 14. Child one day travelcard

*Ask for each stage involving public transport (Method = ordinary bus London OR ordinary bus elsewhere OR coach/express bus, OR excursion/tour bus, OR LT underground OR train OR light rail OR aircraft public OR other public OR unspecified public)*

**CostPds**

Stage cost in pounds  
0.. 300

*Ask for each stage involving public transport (Method = ordinary bus London OR ordinary bus elsewhere OR coach/express bus, OR excursion/tour bus, OR LT underground OR train OR light rail OR aircraft public OR other public OR unspecified public)*

**CostPen**

Stage cost in pence  
0.. 99

*Ask for each stage involving public transport (Method = ordinary bus London OR ordinary bus elsewhere OR coach/express bus, OR excursion/tour bus, OR LT underground OR train*

*OR light rail OR aircraft public OR Taxi OR minicab OR other public OR unspecified public)*

**Numboard**

Number of boardings  
1..10

*Ask for each stage involving car OR motorcycle combination OR van/lorry*

**WhichVeh**

Household vehicle number  
1..10

*Ask for each stage involving car OR motorcycle combination OR van/lorry*

**Dripas**

- Whether driver or passenger
- 1 Driver (only if adult diary)
- 2 Front passenger
- 3 Rear passenger
- 4 Passenger position unknown

*Ask for each stage involving car OR motorcycle combination OR van/lorry*

**Parkpds**

Parking cost in pounds  
0..50

*Ask for each stage involving car OR motorcycle combination OR van/lorry*

**Parkpen**

Parking cost in pence  
0.. 99

## All questionnaire changes since 2002

NB: Unless otherwise stated, questions have been included since 2002

NB: Unless otherwise stated, questions are asked all years.

### Household Questionnaire

#### Introductory Questions

BSignin/ QSIGNIN.INC

Question	Summary	Details of change	Changed	Notes
<b>Summary</b>	Summary of interview sections	Added	2003	
		Additional interviewer instruction	May-Oct 2009	
<b>InSample1</b>	Reminder of structure of incentive option 1	Added	May-Oct 2009	
<b>InSample2</b>	Reminder of structure of incentive option 2	Added	May-Oct 2009	
<b>InSample3</b>	Reminder of structure of incentive option 3	Added	May-Oct 2009	
<b>Whohere</b>	Intro to demographics	Helpscreen text about added	2009	
<b>FirstQ</b>	Whether first time opened questionnaire	Additional interviewer instruction	May-Oct 2009	

BBNames/ QNAMES.HAR

Question	Summary	Details of change	Changed	Notes
<b>Name</b>	Record names of household members	Amend definition of a household	2014	

#### Demographics

BHComp / QTHCOMP.INC

Question	Summary	Details of change	Changed	Notes
<b>Birth</b>	Date of birth	Interviewer instruction added	2003	
<b>Marstat</b>	Marital Status	Interviewer note added	2007	
		Deleted	2009	Replaced with MarstatN
<b>MarstatN</b>	Marital Status	Added	2009	
		Deleted	2013	Replaced with MaritalStat
<b>MaritalStat</b>	Marital Status	Added	2013	
<b>Livewith</b>	Whether live with someone in house as couple	Routing change: also asked if MarstatN is "Civil Partnership"	2009	
		Deleted	2013	Replaced with LiveWithN
<b>LiveWithN</b>	Whether live with someone in house as couple	Added	2013	
<b>Nation</b>	Nationality	Added	2009	
		Deleted	2010	
<b>xNation</b>	Other Nationality	Added	2009	
		Deleted	2010	
<b>COB</b>	Country of birth	Added	2010	
<b>XCOB</b>	Other country of birth	Added	2010	

Question	Summary	Details of change	Changed	Notes
<b>Hhldr</b>	In whose name is accommodation owned or rented	Answer categories changed	2003	
		Moved to after ethnicity questions	2009	
<b>EthGroup</b>	Ethnicity	Change in location: now after LiveWith	2009	
		Answer categories changed, textfills added for England, Scotland and Wales	2011	
		Remove textfills for Scotland and Wales at answer category 1 and showcard reference	<b>2014</b>	
<b>OthWht</b>	Other white ethnicity	Change in location: now after LiveWith	2009	
<b>OthMxd</b>	Other mixed ethnicity	Change in location: now after LiveWith	2009	
<b>OthAsn</b>	Other Asian ethnicity	Change in location: now after LiveWith	2009	
<b>OthBlk</b>	Other Black ethnicity	Change in location: now after LiveWith	2009	
<b>OthEthn</b>	Other ethnicity	Change in location: now after LiveWith	2009	

#### BHRels/ QTHrels.INC

Question	Summary	Details of change	Changed	Notes
<b>R</b>	Summary of relationships between each household member	Answer category added: "Civil partnership"	2009	
			2013	<b>Replaced with Relation</b>
<b>Relation</b>	Summary of relationships between each household member	Added	2013	

#### BSpOut/ QSpOut.INC

Question	Summary	Details of change	Changed	Notes
<b>SpOut</b>	Married but no spouse in household	Answer category changed	2013	

#### Accommodation

##### BAccom / QAccom.INC

Question	Summary	Details of change	Changed	Notes
<b>Accom</b>	Type of accommodation	Interviewer instruction changed Categories 2 and 3 changed Helpscreen changed	2013	
<b>FitT yp</b>	Type of flat	Deleted	2013	<b>Replaced with FitTypN</b>
<b>FitT ypN</b>	Type of flat	Added	2013	

##### BTenure / QTenure.INC

Question	Summary	Details of change	Changed	Notes
<b>Ten1</b>	Housing tenure	Question wording and categories changed New helpscreen	2013	

##### BResLen/ QReslen.INC

Question	Summary	Details of change	Changed	Notes
<b>YMove</b>	Why moved from last address	Deleted	2005	
<b>OthYMove</b>	Other reasons for move	Deleted	2005	
<b>YMoveM</b>	Main reason why moved	Helpnote added	2003	
		Deleted	2005	
<b>OthYMovM</b>	Other main reason for move	Deleted	2005	
<b>PTimp</b>	How important was public	Deleted	2005	

	transport when moved to this address			
<b>OldAdd</b>	How far away old address is	Deleted	2009	
<b>Online</b>	Whether has internet	Added	2009	
		Deleted	2013	
<b>OnlineN</b>	Whether has internet	Added	2013	

### Local Transport Services

BLocServ / QLOCSEV.INC

Question	Summary	Details of change	Changed	Notes
<b>Servintr</b>	Introduction to local services section	Delete	2013	
<b>NearBus</b>	Walking time to nearest bus stop.	Extra Interviewer instruction added	2005	
		Delete	2013	
<b>NearBand</b>	Banded walking time to nearest bus stop	Delete	2013	
<b>GetBus</b>	Frequency of buses	Delete	2013	
<b>NearSta</b>	Walking time to railway station	Question wording changed	2003	
		Question wording changed	2005	
		Delete	2013	
<b>BanRail</b>	Banded walking time to railway station	Delete	2013	
<b>BusSta</b>	Bus journey time to railway station	Delete	2013	
<b>BanBus</b>	Banded time taken to get to railway station by bus	Extra Interviewer instruction added	2003	
		Delete	2013	
<b>DescTa</b>	Station services	Delete	2013	
<b>ClosSta</b>	Tube, metro, light rail or tram closer than railway station	Helpnote added	2003	
		Helpnote altered	2005	
		Question wording changed	2009	
		Answer category added	2009	
		Delete	2013	Textfill now from ClosRail
<b>NearTube</b>	Walking time to nearest tube/metro/light rail etc	Delete	2013	
<b>BanTube</b>	Banded walking time to nearest tube/metro/light rail etc	Delete	2013	
<b>BusTube</b>	Bus journey time to nearest tube/metro/light rail etc	Delete	2013	
<b>BanTBus</b>	Banded bus journey time to tube, metro, light rail or tram	Extra Interviewer instruction added	2003	
		Delete	2013	

### Accessibility of services

From 2009-2012 households were randomly assigned to two sub-groups. Subsample A were asked attitudes to local services questions and subsample B were asked accessibility of services questions. In 2013 questions on accessibility of services were deleted and the local services questions were asked of all households.

BAmenity/QAmenity.INC

Question	Summary	Details of change	Changed	Notes
<b>DocWalk</b>	How long to Doctors on foot Asked of Module A only	Helpnote added	2003	
		Deleted	2005	Replaced with AccGP

Question	Summary	Details of change	Changed	Notes
<b>BanDoc</b>	Approximately how long to doctors on foot	Helpnote added	2003	
		Deleted	2005	Replaced with AccGPK
<b>POWalk</b>	How long to post office on foot Asked of Module B only	Helpnote added	2003	
		Deleted	2005	Replaced with AccPO
<b>BanPO</b>	Approximately how long to post office on foot	Helpnote added	2003	
		Deleted	2005	Replaced with AccPODK
<b>ChemWalk</b>	How long to chemists on foot Asked of Module A only	Helpnote added	2003	
		Deleted	2005	Replaced with AccChm
<b>BanChem</b>	Approximately how long to chemists on foot	Helpnote added	2003	
		Deleted	2005	Replaced with AccChmK
<b>GrocWalk</b>	How long to Grocery shop on foot	Helpnote added	2003	
		Deleted	2005	Replaced with AccGro
<b>BanGroc</b>	Approximately how long to Grocery shop on foot	Deleted	2005	Replaced with AccGroK
<b>SCenWalk</b>	How long to Shopping centre on foot Asked of Module B only	Deleted	2005	Replaced with AccShC
<b>BanSCen</b>	Approximately how long to Shopping centre on foot	Deleted	2005	Replaced with AccShCDK
<b>HospWalk</b>	How long to hospital on foot Asked of Module A only	Helpnote added	2003	
		Deleted	2005	Replaced with Acchosp
<b>BanHosp</b>	Approximately how long to hospital on foot	Deleted	2005	Replaced with AcchosK
<b>IntroB</b>	Intro to distance to amenities by bus questions	Deleted	2005	
<b>DocBus</b>	How long to doctors by bus Asked of Module A only	Deleted	2005	Replaced with AccGP
<b>BanDocB</b>	Approximately how long to doctors by bus	Interviewer instruction about codes 6 and 7 added	2003	
		Deleted	2005	Replaced with AccGPK
<b>POBus</b>	How long to PO by bus Asked of Module B only	Deleted	2005	Replaced with AccPO
<b>BanPOB</b>	Approximately how long to PO by bus	Interviewer instruction about codes 6 and 7 added	2003	
		Deleted	2005	Replaced with AccPODK
<b>ChemBus</b>	How long to chemist by bus Asked of Module A only	Deleted	2005	Replaced with AccChm
<b>BanChemB</b>	Approximately how long to	Interviewer instruction about codes 6	2003	

Question	Summary	Details of change	Changed	Notes
	chemist by bus	and 7 added		
		Deleted	2005	Replaced with AccChmK
<b>GrocBus</b>	How long to grocery shop by bus	Deleted	2005	Replaced with AccGroc
<b>BanGrocB</b>	Approximately how long to grocery shop by bus	Interviewer instruction about codes 6 and 7 added	2003	
		Deleted	2005	Replaced with AccGroK
<b>ScenBus</b>	How long to shopping centre by bus Asked of Module B only	Deleted	2005	Replaced with AccShC
<b>BanScenB</b>	Approximately how long to shopping centre by bus	Interviewer instruction about codes 6 and 7 added	2003	
		Deleted	2005	Replaced with AccShCDK
<b>HospBus</b>	How long to hospital by bus Asked of Module A only	Deleted	2005	Replaced with Acchosp
<b>BanHospB</b>	Approximately how long to hospital by bus	Interviewer instruction about codes 6 and 7 added	2003	
		Deleted	2005	Replaced with AcchosK
<b>IntroA</b>	Intro to accessibility questions	Question text changed from reference to walking to reference to quickest route.	2005	
		Question text changed to refer to walking or public transport, whichever is the quickest.	2009	
		Asked of Random Subsample B only	2009	
		Deleted	2013	
<b>AccSch to AccPODK</b>	How long to get to various local amenities	Change in order of questions: Previously: GP, Chemist, Hospital, Shopping Centre, Grocery shop, PO, Primary School, Secondary school, FE college. New: Shopping centre, Grocery shop, GP, Hospital, Primary school, Secondary school, FE college, Chemist, PO	2009	
<b>AccShC</b>	How long to get to Shopping Centre	Added: Module A & B	2005	
		Definition of Shopping Centre added.	2006	
		Routing changed to module B only	2008	
		Asked of Random Subsample B only	2009	
		Added definition of Shopping Centre	2009	
		Deleted	2013	
<b>AccShcDK</b>	Approximate time to get to Shopping centre	Added : Module A&B	2005	
		Routing changed to module B only	2008	
		Asked of Random Subsample B only	2009	
		Deleted	2013	
<b>AccGro</b>	How long to get to Grocery Shop	Added: Module A&B	2005	
		Interviewer Instruction added: 'By groceries we mean daily food items such as bread, milk, tea, coffee, tinned goods etc'	2009	
		Asked of Random Subsample B only	2009	

Question	Summary	Details of change	Changed	Notes
		Deleted	2013	
<b>AccGroDK</b>	Approximate time to get to Grocery Shop	Added: Module A&B	2005	
		Asked of Random Subsample B only	2009	
		Deleted	2013	
<b>AccGP</b>	How long to get to GP	Added: Module A & B	2005	
		Asked of Random Subsample B only	2009	
		Deleted	2013	
<b>AccGPDK</b>	Approximate time to get to GP	Added: Module A & B	2005	
		Asked of Random Subsample B only	2009	
		Deleted	2013	
<b>AccHosp</b>	How long to get to Hospital	Added: Module A & B	2005	
		Routing changed to module B only	2008	
		Asked of Random Subsample B only	2009	
		Deleted	2013	
<b>AccHosDK</b>	Approximate time to get to Hospital	Added: Module A & B	2005	
		Routing changed to module B only	2008	
		Asked of Random Subsample B only	2009	
		Deleted	2013	
<b>AccPM</b>	How long to get to primary school	Added: Module A & B.	2005	
		Routing changed to Module B only.	2008	
		Routing changed to if there is a child aged 5-10 at 31 August	2009	
		Asked of Random Subsample B only	2009	
		Deleted	2013	
<b>AccPMDK</b>	How long to get Primary School	Added: Modules A & B.	2005	
		Routing changed to Module B only.	2008	
		Routing changed to if there is a child aged 5-10 at 31 August	2009	
		Asked of Random Subsample B only	2009	
		Deleted	2013	
<b>Accsec</b>	How long to secondary school	Added: Modules A & B	2005	
		Routing changed to Module B only	2008	
		Routing changed to if there is a child aged 11-15 at 31 August	2009	
		Asked of Random Subsample B only	2009	
		Deleted	2013	
<b>AccsecDK</b>	Approximate time to get to Secondary school	Added: Modules A & B	2005	
		Routing changed to Module B only	2008	
		Routing changed to if there is a child aged 11-15 at 31 August	2009	
		Asked of Random Subsample B only	2009	
		Deleted	2013	
<b>AccGCSE</b>	How long to get to post-GCSE college	Added: Modules A & B	2005	
		Routing changed from to Module B only	2008	
		Routing changed to if there is a child aged 16-19 at 31 August	2009	
		Asked of Random Subsample B only	2009	
		Deleted	2013	
<b>AccGCDK</b>	Approximate time to get to post GCSE college	Added: Module A & B	2005	
		Routing changed to Module B only	2008	
		Routing changed to if there is a child aged 16-19 at 31 August	2009	
		Asked of Random Subsample B only	2009	

Question	Summary	Details of change	Changed	Notes
<b>AccChm</b>	How long to get to chemist	Added: Module A only	2005	
		Asked of Random Subsample B only	2009	
		Deleted	2013	
<b>AccChmDK</b>	Approximate time to get to Chemist	Added: Module A only	2005	
		Asked of Random Subsample B only	2009	
		Deleted	2013	
<b>AccPO</b>	How long to get to post office	Added: Module A only	2005	
		Asked of Random Subsample B only	2009	
		Deleted	2013	
<b>AccPODK</b>	Approximate time to get to post office	Added: Module A only	2005	
		Asked of Random Subsample B only	2009	
		Deleted	2013	
<b>Order</b>	Type of goods delivered to home	Helpscreen added	2003	
		Additional answer codes added	2003	
		Deleted	2005	
		Reintroduced for Module A only.	2008	
		Deleted	2009	Replaced with OrderN
<b>OrderN</b>	Type of goods delivered to home	Added Additional interviewer instruction. Additional and altered answer categories. Asked all years.	2009	
		Change in location –home deliveries and food shopping module after OnlineN	2013	
		Helpscreen text moved to question text	2013	
<b>Deliv</b>	Frequency of home deliveries	Deleted	2005	
		Reintroduced for Module A only	2008	
		Question wording changed	2009	
		Changed to ask all	2009	
		Change in location –home deliveries and food shopping module after OnlineN	2013	
<b>LastD</b>	Last thing ordered by post, phone, or internet.	Additional answer codes added.	2003	
		Deleted	2005	
		Reintroduced for Module A only.	2008	
		Deleted	2009	Replaced with LastDN
<b>xLastD</b>	Other verbatim of LastD	Deleted	2003	
		Reintroduced for Module A only	2008	
		Deleted	2009	Replaced with XLastDN
<b>LastDN</b>	What was the last delivery to home	Added Additional and altered answer categories. Asked all years.	2009	
		Routing changed: if more than one item recorded at OrderN	2010	
		Deleted	2013	
<b>XLastDN</b>	Other verbatim of LastDN	Added	2009	
		Deleted	2013	
<b>HowOrd</b>	How was last delivery ordered?	Deleted	2005	
		Reintroduced for Module A only	2008	
		Asked all years	2009	
		Deleted	2013	
<b>DelMeth</b>	How was last order delivered	Added	2009	
		Answer category added	2010	
		Interviewer note added	2010	



Question	Summary	Details of change	Changed	Notes
		Deleted	2013	
<b>Delvisit</b>	Whether visited shop first	Added	2009	
		Question wording changed	2010	
		Answer category added	2011	
		Deleted	<b>2013</b>	
<b>HowB</b>	How would have bought the last delivery, if not delivered to house	Answer categories changed	2003	
		Deleted	2005	
		Reintroduced for Module A only	2008	
		Deleted	2009	Replaced with HowBN
<b>XHowB</b>	Verbatim other answer for HowB	Deleted	2005	
		Reintroduced for Module A only	2008	
		Deleted	2009	Replaced with XHowBN
<b>HowBN</b>	How would have bought the last delivery, if not delivered to house	Added	2009	
		Deleted	2013	
<b>xHowBN</b>	Verbatim other answer for HowBN	Added. Additional and altered answer categories.	2009	
		Deleted	2013	
<b>HowSpec</b>	Whether would have made a specific trip to get item if it was not delivered	Added	2009	
		Question wording changed	2010	
		Answer category changed	2010	
		Deleted	2013	
<b>TravSpec</b>	How would have travelled to get it	Added	2009	
		Deleted	2013	
<b>XTravSpec</b>	Verbatim other answer for TravSpec	Added	2009	
		Deleted	2013	
<b>WhoSHOP</b>	Who does main food shopping	Changed question wording	2009	
		Deleted	2013	
<b>Shopoft</b>	Who does main food shopping	Delete	2013	
<b>DVShop</b>	DV main food shopper	Delete	2013	
<b>YNoShop</b>	Why household does no food shopping	Delete	2013	
<b>XYNoShop</b>	Why household does no food shopping	Delete	2013	

### Attitudes to Local Services

BAttitud / QATTITUD.INC

Question	Summary	Details of change	Changed	Notes
<b>SatServ to FrqMetro</b>	Satisfaction with local transport s	Block of questions moved to after BanTBus. Previously situated at end of the Household block (after WhoBlue)	2009	
<b>Attintro</b>	Intro to attitude questions Asked of Module A only	Deleted	2004	
<b>SatServ</b>	Satisfaction with local buses	Added: Module A	2004	
		Asked every year of Random Subsample A only	2009	
		Change to category 3	2013	
		Asked of all households	2013	

Question	Summary	Details of change	Changed	Notes
<b>Reliabus</b>	Reliability of local buses Asked of Module A only	Question wording changed	2004	
		Asked every year of Random Subsample A only	2009	
		Asked of all households	2013	
<b>FrqBus</b>	Frequency of local buses	Asked every year of Random Subsample A only	2009	
		Asked of all households	2013	
<b>ClosRail</b>	Type of station closest	Added	2013	
<b>TrainSat</b>	Satisfaction with train/underground/metro/light rail/tram	Added Asked every year of Random Subsample A only	2009	
		Change to category 3	2013	
		Asked of all households	2013	
<b>RelMetro</b>	Reliability of train/underground/metro/light rail/tram	Asked every year of Random Subsample A only	2009	
		Asked of all households	2013	
<b>FrqMetro</b>	Frequency of train/underground/metro/light rail/tram	Asked every year of Random Subsample A only	2009	
		Asked of all households	2013	
<b>Integr</b>	Availability of combined rail and bus tickets Asked of Module A only	Deleted	2006	
<b>Cyclane</b>	Provision of cycle lanes/paths locally	Deleted	2006	
		Added Asked of Module A	2010	
		Question wording changed	2011	
		Routing changed to ask all	2011	
<b>Pavement</b>	Condition of pavements locally	Deleted	2006	
		Added Asked of Module A	2010	
		Routing changed to ask all	2011	

#### Children's Travel to School

BChTrav / QTCHTRAV.INC

Question	Summary	Details of change	Changed	Notes
<b>All questions in block</b>		Asked about children aged 5-16 (previously asked about children aged 7-13)	2009	
<b>Schlnt</b>	Intro to school travel	Asked about children aged 5-16 (previously asked about children aged 7-13)	2009	
<b>Schdly</b>	Does the child make a daily journey to school?	Asked about children aged 5-16 (previously asked about children aged 7-13)	2009	
		Additional answer category	2009	
<b>Schfar</b>	How far is child's school (unit of measurement)	Answer categories changed	2004	
		Deleted	2007	
<b>SChMins</b>	How far is school in minutes	Deleted	2004	
<b>SchMil</b>	How far is school in miles	Deleted	2007	
<b>SchKm</b>	How far is school in KM	Deleted	2007	
<b>SchYard</b>	How far is school in Yards	Deleted	2007	
<b>SchM</b>	How far is school in metres	Deleted	2007	
<b>TravSc</b>	How child usually travels to school	Asked about children aged 5-16 (previously asked about children aged 7-13)	2009	
		Interviewer instruction added	2003	
<b>XTravSc</b>	Verbatim other method of	Asked about children aged 5-16 (previously	2009	

Question	Summary	Details of change	Changed	Notes
	travel from TravSc	asked about children aged 7-13)		
<b>TravScW</b>	Does child share lift to school with another child	Added	2008	
		Asked about children aged 5-16 (previously asked about children aged 7-13)	2009	
		Addition to interviewer note	2009	
<b>Accad</b>	Usually accompanied to school?	Asked about children aged 5-13 (previously asked about children aged 7-13)	2009	
		Asked odd years only	2009	
<b>NotAlw1</b>	Why is child not allowed to travel without adult	Answer categories changed	2005	
		Question wording changed	2009	
		Asked about children aged 5-13 (previously asked about children aged 7-13)	2009	
		Asked odd years only	2009	
<b>xNotAlw1</b>	Other verbatim reason from NotAlw1	Asked about children aged 5-13 (previously asked about children aged 7-13)	2009	
		Asked odd years only	2009	
<b>AgeAlw</b>	What age first allowed to travel unaccompanied	Deleted	2009	
<b>NotAlw2</b>	Why was child not allowed to travel without adult	Answer categories changed	2005	
		Deleted	2009	
<b>XnotAIW2</b>	Other verbatim reason from NotAlw2	Deleted 2009	2009	
<b>Roads</b>	Whether child allowed to cross roads alone	Asked about children aged 5-13 (previously asked about children aged 7-13)	2009	
		Asked odd years only	2009	
<b>MainRd</b>	What kind of roads child is allowed to cross	Asked about children aged 5-13 (previously asked about children aged 7-13)	2009	
		Asked odd years only	2009	
<b>Howsch</b>	How travels home from school	Added (odd years only)	2009	
<b>xHowsch</b>	Other way of travelling home from school	Added (odd years only)	2009	

## Vehicle Grid

BVehNum.QVehNum.INC

Question	Summary	Details of change	Changed	Notes
<b>CarPool</b>	House use carpool car?	Helpnote added	2003	
<b>UseVcl</b>	Continuous use of vehicles	Question text changed	2004	
		Interviewer note added	2006	
		Interviewer instruction changed	2009	
<b>BrokenV</b>	Any broken down vehicles that will be used	Helpnote added	2003	
<b>NoPlveh</b>	Number of vehicles	Question text changed	2003	
<b>NewVeh</b>	Any new vehicles since end of travel week	Interviewer instruction changed	2009	

BVehTab/ QTVEHTAB.INC

Question	Summary	Details of change	Changed	Notes
<b>Make</b>	Make of vehicle	Question text changed	2003	
<b>Model</b>	Model of vehicle	Question text changed	2003	
<b>ModSpec</b>	Specification of model	Question text changed	2003	
<b>TypeVcl</b>	Whether car, lightvan, motorcycle or other	Deleted	2004	Imputed from TypeVcl2
<b>CarType</b>	Whether 4 wheel, 3 wheel or other	Question text changed	2003	

Question	Summary	Details of change	Changed	Notes
		Deleted	2004	Imputed from TypeVcl2
<b>BikeType</b>	Whether motorcycle, motorcycle with sidecar or other	Deleted	2004	Imputed from TypeVcl2
<b>OthType</b>	Whether 4 wheel drive, light van, some other can, minibus or other	Question text changed	2003	
		Deleted	2004	Imputed from TypeVcl2
<b>TypeVcl2</b>	Type of vehicle	Added Answer categories changed Interviewer instruction added	2004 2012	
		Answer categories changed	2013	
<b>CompCar</b>	Which business mileage band for car	Deleted	Mid 2002	
<b>XcompCar</b>	Why business mileage band does not apply	Deleted	Mid 2002	
<b>Privvcl</b>	Whether privately owned or not	Routing changed	2004	
		Question text changed	2009	
<b>HmnDriv</b>	Who is the main driver of vehicle	Question text changed	2003	
<b>BlueBdg</b>	Whether anyone in house as a blue badge	Added	2008	
<b>WhoBlue</b>	Who has a blue badge	Added	2008	
<b>SelPer</b>	Who answered the household questionnaire	Added	2013	
<b>SelCheck</b>	Check on SelPer	Added	2013	

## Individual Questionnaire

The individual questionnaire was changed in 2009 to allow 5 people per session rather than 4.

### Introductory Questions

Session.NTS

Question	Summary	Details of change	Changed	Notes
<b>IndInt</b>	Intro to individual questions	Added	2009	

### Disabilities that affect travel

BDisab / QTDIsab.NTS

Question	Summary	Details of change	Changed	Notes
<b>DiffFoot</b>	Any disability that makes difficult to go out on foot?	Deleted	2007	
<b>MobDiff</b>	Any disability that makes it difficult to go by foot, car, or bus	Added	2007	
		Question text changed	2008	
		Category 1 text changed	2013	
<b>OthDis</b>	Any other disability	Added	2007	
<b>FootOut</b>	Whether go out on foot at all	Changed question wording	2009	
<b>PowWhl</b>	Whether have wheelchair	Added	2005	
		Deleted	2009	Replaced

Question	Summary	Details of change	Changed	Notes
				with WhlAid
<b>WhIAid</b>	Whether have wheelchair, scooter or walking stick	Added Even years only	2009	
		Answer category added	2010	
<b>PowWhuse</b>	How often use wheelchair etc	Added	2005	
		Question wording changed	2009	
		Asked Even years only	2009	
<b>PwWhopen</b>	Why not use wheelchair much	Added	2005	
		Deleted	2009	
<b>MobSct</b>	Whether have scooter	Added	2005	
		Deleted	2009	Replaced with WhlAid
<b>MobScuse</b>	How often use scooter	Added	2005	
		Deleted	2009	
<b>MobOpen</b>	Why not use scooter much	Added	2005	
		Deleted	2009	
<b>DifBus</b>	Whether have disability that makes difficult to use bus	Interviewer instruction added	2003	
		Deleted	2007	
<b>DifBusY</b>	How is it a problem to use buses	Answer codes changed	2003	
		Changed question wording	2009	
<b>DifCar</b>	Whether have disability that makes it difficult to use car	Deleted	2007	
<b>SpecTr</b>	Special transport aware of	Even years only	2009	
<b>XSpecTr</b>	Other special transport aware of	Even years only	2009	
<b>SpecUs</b>	Whether use special transport	Added Even years only	2009	
		Interviewer instruction added	2010	
		Answer category added	2011	
		Interviewer instruction deleted	2011	
<b>XSpecUs</b>	Other special transport used	Added Even years only	2009	
		Interviewer instruction added	2010	
		Interviewer instruction deleted	2011	
<b>Leahous</b>	Did you leave house yesterday?	Added	2005	
		Deleted	2009	
<b>QLeahous</b>	How many times left house	Added	2005	
		Deleted	2009	
<b>NotLea</b>	Why did not leave house	Added	2005	
		Deleted	2009	

### Methods of Transports Used

Bmethod/ QTMethod.INC

Question	Summary	Details of change	Changed	Notes
<b>IntroC</b>	Intro to method of transport section	Question wording changed – only walking	2004	
		Asked odd years only. Routing changed	2004	
		Question wording changed – all methods of transport	2005	
		Question wording changed	2009	
<b>PrivCar</b>	How often by car	Added	2009	
<b>OrdBus</b>	How often by bus	Asked all years	2005	

Question	Summary	Details of change	Changed	Notes
		Changed question wording	2009	
		Change in routing	2009	
<b>Coach</b>	How often by coach	Asked all years	2009	
<b>Train</b>	How often by train	Asked all years	2009	
<b>TaxiCab</b>	How often by taxi or minicab	Asked all years	2009	
<b>Plane</b>	How often internal flight	Asked all years	2005	
		Changed question wording	2009	
<b>Bicycle</b>	How often by bike	Asked all years	2005	
		Moved to after Cycle12	2009	
<b>Walk</b>	How often 20 mins or more	Interviewer instruction added	2003	
<b>WhWalk</b>	Where you walked on last walk	Changed from Read Out to Showcard	2003	
		Deleted	2009	
<b>xWhWalk</b>	Other place walked on last walk	Deleted	2009	
<b>FarWalk</b>	How long last walk took	Deleted	2009	
<b>DistWalk</b>	How far last walk was	Deleted	2009	
<b>TrWalk</b>	Whether had to travel to get to start of walk	Deleted	2009	
<b>HtrWalk</b>	How travelled to start of walk	Deleted	2009	
<b>XHtrWalk</b>	Other method of travel to start	Deleted	2009	

## Cycling

BCycle/ QTCycle.INC

Question	Summary	Details of change	Changed	Notes
<b>Bicycle</b>	How often ride a bike	Moved from Tmethod block	2009	
		Asked if aged 5 or older and cycled in the last 12 months	2009	
		Answer category removed	2011	
<b>CycMore</b>	Whether cycles more, less or about the same amount	Added	2015	
<b>Cycle4w</b>	Whether ridden a bicycle during the last 4 weeks	Added	2015	
<b>CycRoute</b>	Where cycle	Changed from Read Out to Showcard	2003	
<b>YNotCyc</b>	Barriers to people cycling more	Added	2015	
<b>ResMNCy</b>	Main reason for not cycling	Added	2015	

## Children as front/rear passengers

BCarPas / QTCarPas.INC

Question	Summary	Details of change	Changed	Notes
<b>CarPass</b>	Where child sits in the car	Added	2007	
		Odd years only	2009	
		Delete	2013	

## Driving Licences

BDrLic / QTCarLic.INC

Question	Summary	Details of change	Changed	Notes
<b>LicChk</b>	Code whether Intr checked licence	Deleted	2007	
<b>VehUsu</b>	Which car in household usually driven by respondent	Additional answer category	2003	

Question	Summary	Details of change	Changed	Notes
<b>NoDriv95</b>	Why respondent no longer drives	Deleted	2009	Replaced with NoDrivN
<b>NoDrivN</b>	Why respondent no longer drives	Added	2009	
<b>NoLic95</b>	Why no longer holds licence	Deleted	2009	Replaced with NoLicN
<b>XNoLic95</b>	Other reason why no longer holds licence	Deleted	2009	Replaced with xNoLicN
<b>NoLicN</b>	Why no longer holds licence	Added	2009	
<b>XNoLicN</b>	Other reason why no longer holds licence	Added	2009	
<b>ProTyp95</b>	Type of vehicles provisional licence is for	Additional answer category	2008	
<b>PDrivSt</b>	Whether learning to drive	Added	2006	
<b>DrivLik</b>	Whether likely to learn to drive in the future	Added	2006	
<b>ThryTak</b>	Whether taken the driving theory test	Added	2015	
<b>ThryWhM</b>	When first took the driving theory test (month)	Added	2015	
<b>ThryWhY</b>	When first took the driving theory test (year)	Added	2015	
<b>PassThry</b>	Whether passed the driving theory test	Added	2015	
<b>FailThryN</b>	How many times failed the theory test before passing	Added	2015	
<b>PracTak</b>	Whether taken the practical driving test	Added	2015	
<b>PracNum</b>	How many times taken the practical test	Added	2015	
<b>Prac1WhM</b>	When first took the practical test (month)	Added	2015	
<b>Prac1WhY</b>	When first took the practical test (year)	Added	2015	
<b>Prac2WhM</b>	When did most recently take the practical test (month)	Added	2015	
<b>Prac2WhY</b>	When did most recently take the practical test (year)	Added	2015	
<b>Prac3Wh</b>	When plans to take the practical test	Added	2015	
<b>CarClub</b>	Whether a member of a car club	Added	2013	
		Additional question wording - examples	2014	
		Addition to interviewer note	2014	
<b>ResNdr</b>	Why respondent does not drive	Added	2006	
		Deleted	2009	Replaced with ResNDN
<b>XResNdr</b>	Other reason from ResNdr	Added	2006	
		Deleted	2009	Replaced with xResNDN
<b>ResNDN</b>	Why respondent does not drive	Added	2009	
		Show card reversed for half of the sample	2015	
<b>XResNDN</b>	Other reason from ResNdr	Added	2009	
<b>ResNdrM</b>	Main reason why not driving	Added	2006	
		Deleted	2009	Replaced

				with ResNDNM
<b>XResNdrM</b>	Other reason for not driving	Added	2006	
		Deleted	2009	
<b>ResNDNM</b>	Main reason why not driving	Added	2009	
<b>XResNDNM</b>	Other reason from ResNDNM	Added	2009	

### Education, Paid work and Journey Planning

BILO / QTILO.INC

Question	Summary	Details of change	Changed	Notes
<b>TDirPriv</b>	What used to plan journey by private transport	Added	2004	
		Changed answer categories	2005	
		Deleted	2006	
<b>XDirPr</b>	Other answer from TDirPriv	Added	2004	
		Deleted	2006	
<b>TDirPub</b>	What used to plan journey by public transport	Added	2004	
		Changed answer categories	2005	
		Deleted	2006	
<b>XDirP</b>	Other answer from TDirPub	Added	2004	
		Deleted	2006	
<b>HowLong</b>	How long has been looking for paid work	Answer categories changed	2013	
		Correction	2014	

BEDUC / QTEduc.INC

Question	Summary	Details of change	Changed	Notes
<b>EdAttn1</b>	Whether has educational quals	Added	2005	
<b>EdAttn2</b>	Whether has vocational or work-related quals	Added	2005	
<b>EdAttn3</b>	Degree level or another	Added	2005	
<b>HowLong</b>	How long looking for work or training scheme	Added	2004	
		Deleted	2009	Replaced with EducN
<b>EducFT</b>	Whether in FT education	Deleted	2009	
<b>EducN</b>	Whether in education either FT or PT	Added	2009	

### Transport related barriers to work

BTrEmp / QTTrEmp.INC

Question	Summary	Details of change	Changed	Notes
<b>PrbJob</b>	Whether turned down job due to transport	Deleted	2009	Replaced with PrbJobN
<b>PrbJobN</b>	Whether turned down job due to transport	Added (Asked of all aged 16 to 70).	2009	
<b>Prbtyp1</b>	What problems with transport	Routing changed (Asked of all aged 16 to 70)	2009	
<b>PrbNow</b>	Whether has transport barriers to work now	Deleted	2009	
<b>PrbSame</b>	Whether problems same	Deleted	2009	
<b>PrbTyp2</b>	What problems with transport	Deleted	2009	
<b>XPrbTyp2</b>	Other answer from PrbTyp2	Deleted	2009	



## Last Paid Job

BLastJb / QTLastJb.INC

Question	Summary	Details of change	Changed	Notes
DtJbL	Date left last job	Interviewer instruction added	2003	

## Main Job Details

TMainJb / QTMainJb.INC

BMainJb

Question	Summary	Details of change	Changed	Notes
SENo	Number of employees as self employed	Answer categories changed	2003	

TTrBen / QTTrBen.INC

BTrBen

Question	Summary	Details of change	Changed	Notes
TrBen	Whether employees get travel benefits	Change to answer categories	2003	
		Deleted	2004	
XTrBen	Other answers from TrBen	Deleted	2004	
TrBenU	Whether respondent gets travel benefits from employer	Change to answer categories	2003	
		Deleted	2005	
XTrBenU	Other answer from TrBenU	Deleted	2005	
UseBusT	Whether uses cut price bus tickets	Deleted	2005	
UseTrnT	Whether uses cut price train tickets	Deleted	2005	
UseLoan	Whether uses season ticket loan	Deleted	2005	
UsePL	Whether uses parking loan	Deleted	2005	
UseFP	Whether use cut price or free parking	Deleted	2005	
UseWrkB	Whether uses special bus	Deleted	2005	
CarAlt	Whether alternative to company car offered	Deleted	2005	
CarCh	Whether chose alternative	Deleted	2005	
CarAltA	Check whether accepted company car offer	Added	2004	
		Deleted	2005	

## Income

TIncme / QTIncme.INC

BIncme

Question	Summary	Details of change	Changed	Notes
Incme	Whether receive income from any source	Question changed to Yes or No answer	2004	
		On screen list changed	2013	
		On screen list addition	2014	
IncGrp	Income bands	Added	2015	

## Location of work

TWorkPI / QTWorkPI.INC

## BWorkPI

Question	Summary	Details of change	Changed	Notes
<b>Wkplace</b>	Usual place of work	Change to question text	2009	
<b>WkCode</b>	Place of work from look up file	Deleted	2007	
<b>XWkCode</b>	Other place of work if not listed in lookup file	Deleted	2007	
<b>WkRef</b>	Place of work (from gazetteer)	Added	2007	
<b>WkLon</b>	Whether work is near central London	Deleted	2007	
<b>WkAdd1</b>	Work address line 1	Added	2008	
<b>WkAdd2</b>	Work address line 2	Added	2008	
<b>WkAdd3</b>	Work address line 3	Added	2008	
<b>WkAdd4</b>	Work address line 4	Added	2008	
<b>WkPC</b>	Work postcode	Added	2008	
<b>WkKnow</b>	Whether knew work address or looked it up	Added	2008	

## Travel to work

TWkMeth / QTWkMeth.INC

BWkMeth

Question	Summary	Details of change	Changed	Notes
<b>WkTrav</b>	Mode of travel for journey to work	Interviewer instruction added.	2003	
<b>WkRoad</b>	Usual roads to work	Added	2008	
		Odd years only	2009	
<b>XWkRoad</b>	Other roads used	Added	2008	
		Odd years only	2009	
<b>WkDrive</b>	Whether driver or not	Odd years only	2009	
<b>WkLift</b>	Whether give lifts or not	Added	2009	
		Odd years only.		
		Interviewer note added	2010	
<b>ParkWrk</b>	Where park at work	Added	2007	
		Odd years only	2009	
		Change to category 6	2013	
<b>WkVEH</b>	Whether house regularly uses the car used to travel to work	Deleted	2004	

## Working at home

TWkHome / QTWkHome.INC

BWkHome

Question	Summary	Details of change	Changed	Notes
<b>WkHome</b>	Did you work at home at all in last week?	Deleted	2009	
<b>Homeday</b>	Which day usually work at home	Deleted	2009	Replaced with HomeDayN
<b>HomedayN</b>	Which day usually work at home	Added	2009	
		Now asked if works at home once a month or more often		
		Additional and altered answer categories		
		Asked in odd years only	2013	
<b>Posshom</b>	Is it possible to work from home	Deleted	2009	Replaced with PossHmN

Question	Summary	Details of change	Changed	Notes
<b>PosshmN</b>	Check whether any work can be done at home	Added Now asked if works at home less than once or twice a year Question wording changed	2009	
		Asked in odd years only	2013	
<b>WkMuch</b>	How much of work could do at home	Added	2009	
		Asked in odd years only	2013	
<b>OftHome</b>	How often work at home	Moved to start of block. Asked before HomeDayN	2009	
		Question wording changed	2009	
		Interviewer note changed	2010	
		Interviewer note changed	2011	
<b>YnotWkH</b>	Why do not work from home	Deleted	2009	Replaced with YNotWkHN
<b>XYNotWkH</b>	Other answer from YNotWkH	Deleted	2009	Replaced with XYNotWkHN
<b>YnotWkHN</b>	Why do not work from home	Added Now asked if works at home once or twice a year or more or could work from home Additional answer categories	2009	
		Asked in odd years only	2013	
<b>XYNotWkHN</b>	Other answer from YNotWkHN	Added	2009	
		Asked in odd years only	2013	
<b>TelComp</b>	Use telephone when working at home	Deleted	2009	Replaced with WkTech
<b>PossTel</b>	Possible to work from home without telephone	Deleted	2009	Replaced with WkTech
<b>PossComp</b>	Possible to work from home without computer	Deleted	2009	Replaced with WkTech
<b>WkTech</b>	What equipment needed to work from home	Added	2009	
		Asked in odd years only	2013	
		Change to category 8	2013	

### Ease/Difficulty of travelling to work

TWkDiff / QTWkDiff.INC

BWkDiff

Question	Summary	Details of change	Changed	Notes
<b>CarW</b>	What problems travelling to work by car – intro question	Answer categories changed	2004	
		Change to question wording	2009	
		Asked in even years only	2013	
<b>XCarW</b>	Other problem travelling to work by car	Asked in even years only	2013	
<b>CarWM</b>	Main problem travelling to work by car	Answer categories changed	2004	
		Asked in even years only	2013	
<b>XCarWM</b>	Main problem travelling to work by if other	Asked in even years only	2013	
<b>CarsEas</b>	How easy to travel to work a different way other than car	Added	2009	
		Interviewer note added	2010	

Question	Summary	Details of change	Changed	Notes
		Question wording and interviewer instruction changed	2011	
		Asked in even years only	2013	
<b>WorkNew</b>	How would go to work instead of usual method	Added	2009	
		Asked in even years only	2013	
<b>XWorkNew</b>	Other mode of travel to work if could not use normal method	Added	2010	
		Asked in even years only	2013	
<b>CarWeas</b>	How easy to travel to work a different way other than car	Answer categories changed	2003	
		Deleted	2004	
<b>CarWy</b>	Why would be difficult to use different method of transport to work other than car	Answer Categories changed	2003	
		Deleted	2004	
<b>xCarWy</b>	Other Answer from CarWY	Deleted	2004	
<b>CarWyM</b>	Main reason why would be difficult to travel to work by a different method other than car	Answer categories changed	2003	
		Deleted	2004	
<b>XCarWyM</b>	Other reasons from CarWyM	Deleted	2004	
<b>OthW</b>	Any difficulties travelling to work by other methods	Answer categories changed	2003	
		Change to question wording	2009	
		Asked in even years only	2013	
<b>XOthW</b>	Other difficulty travelling to work by other methods	Asked in even years only	2013	
<b>OthWM</b>	Main difficulty travelling to work by other methods	Answer categories changed	2003	
	Main difficulty travelling to work by other methods	Asked in even years only	2013	
<b>XOthWM</b>	Main difficulty travelling to work by other methods if other	Asked in even years only	2013	
<b>CarWN</b>	Any cars stay at home while at work	Deleted	2004	
<b>CarWNY</b>	Why do not use car to go to work	Deleted	2004	
<b>XCarWNY</b>	Other reason from CarWNY	Deleted	2004	
<b>CarWNYM</b>	Main reason do not use car to go to work	Deleted	2004	
<b>XCarWNYM</b>	Other reason from CarWNYM	Deleted	2004	

## Shopping

TShDiff

Question	Summary	Details of change	Changed	Notes
<b>FdShp</b>	How does food shopping	Added	2009	
		Interviewer note added	2010	

Question	Summary	Details of change	Changed	Notes
		Location change – new home deliveries and food shopping section after OnlineN	2013	
		Changed question wording	2013	
		Additional interviewer instruction	2013	
<b>FdDel</b>	How often food delivered to home	Added	2009	
		Delete	2013	
<b>FdFreq</b>	How often go to food shop	Added	2009	
		Location change – new home deliveries and food shopping section after OnlineN	2013	
		Changed question wording		
<b>Travsh</b>	Method of travel to shops	Answer categories changed	2008	
		Change to routing	2009	
		Location change – new home deliveries and food shopping section after OnlineN	2013	
		Wording change	2013	
<b>XTravSh</b>	Method of travel to shops	Location change – new home deliveries and food shopping section after OnlineN	2013	
<b>Delstrt</b>	When started having shopping delivered	Added	2009	
		Interviewer note added	2010	
		Delete	2013	
<b>Cars</b>	What difficulties doing shopping by car	Answer categories changed	2003	
		Delete	2013	
<b>XCars</b>	Other difficulties doing shopping by car	Delete	2013	
<b>CarSM</b>	Main difficulty doing shopping by car	Answer categories changed	2003	
		Delete	2013	
<b>XCarSM</b>	Main difficulty doing shopping by car if other	Delete	2013	
<b>ShpEas</b>	How easy to do shopping by another method other than car	Added	2009	
		Question wording changed	2011	
		Interviewer Instruction added	2011	
		Delete	2013	
<b>ShpTro</b>	How would do shopping if not by car	Added	2009	
		Deleted	2010	Replaced with ShpTroN and ShpTrans
<b>ShpTroN</b>	How would do shopping if not by car	Added	2010	
		Delete	2013	
<b>ShpTrans</b>	Mode of transport for shopping if not by car	Added	2010	
		Delete	2013	
<b>XshpTran</b>	Other mode of transport for shopping	Added	2010	
		Delete	2013	
<b>CarSeas</b>	How easy to do shopping by another method other than car	Interviewer instruction added	2003	
		Deleted	2004	Replaced with ShpEas in 2009

Question	Summary	Details of change	Changed	Notes
<b>CarsY</b>	Why would be difficult to do shopping without car	Answer categories changed	2003	
		Deleted	2004	
<b>xCarsY</b>	Other answer from CarsY	Deleted	2004	
<b>CarsYM</b>	Main reason would be difficult to do shopping without car	Answer categories changed	2003	
		Deleted	2004	
<b>xCarsYM</b>	Other reason from CarsYM	Deleted	2004	
<b>OthS</b>	What difficulties doing shopping by other mode of transport	Routing changed	2008	
		Delete	2013	
<b>XOthS</b>	Other difficulties doing shopping by other mode of transport	Delete	2013	
<b>OthSM</b>	Main difficulty doing shopping by other mode	Delete	2013	
<b>XOthSM</b>	Main difficulty doing shopping by other mode if other	Delete	2013	
<b>CarsN</b>	Whether a car is not used to go shopping	Deleted	2004	
<b>CarsNY</b>	Why car is not used	Deleted	2004	
<b>xCarsNY</b>	other answer from CarsNY	Answer categories changed	2003	
		Deleted	2004	
<b>CarsNYM</b>	Main reason why car is not used to go shopping	Answer categories changed	2003	
		Deleted	2004	
<b>xCarsNYM</b>	Other answer from CarsNYM	Deleted	2004	

### Transport Difficulties

TDemTr

Question	Summary	Details of change	Changed	Notes
<b>Whole block</b>		Asked even years only	2009	
<b>OthDif</b>	Types of journeys have transport difficulties with	Deleted	2009	Replaced with OthDifN
<b>xOthDif</b>	Other journeys have transport difficulties with	Even years only	2009	
<b>OthDifN</b>	Types of journeys have transport difficulties with	Added Even years only Additional answer category	2009	
		Change to allow for up to 7 answers to be recorded	2011	
<b>YDiff1</b>	Difficulties getting to doctors	Question wording changed	2009	
		Even years only	2009	
<b>XYDiff1</b>	Other difficulties travelling to doctors	Even years only	2009	
<b>YDiffH</b>	Difficulties with getting to hospital	Added Even years only	2009	
<b>XYDiffH</b>	Other difficulties with getting to hospital	Added Even years only	2009	
<b>YDiff2</b>	Difficulties visiting friends/relatives	Even years only	2009	
<b>XYDiff2</b>	Other difficulties visiting	Even years only	2009	

Question	Summary	Details of change	Changed	Notes
	friends/relatives			
YDiff3	Difficulties travelling to social activities	Even years only	2009	
XYDiff3	Other difficulties travelling to social activities	Even years only	2009	
YDiff4	Difficulties getting children to school	Question wording changed	2009	
		Even years only	2009	
XYDiff4	Other difficulties getting children to school	Even years only	2009	
YDiff5	Difficulties travelling to school/college/university	Even years only	2009	
XYDiff5	Other difficulties travelling to school/college/university	Even years only	2009	
YDiff6	Difficulties travelling for other purposes	Even years only	2009	
XYDiff6	Other difficulties travelling for other purposes	Even years only	2009	

#### Road Accidents - Adults

BAccid / QAccid.INC

Question	Summary	Details of change	Changed	Notes
AccInt	Road accidents introduction	Added	2007	
		Question wording changed	2008	
Accident	Any accidents in last 3 years	Added	2007	
		Question wording changed	2008	
Acc3Yr	How many accidents in last 3 years	Added	2007	
Acc12Mn	How many accidents in last 12 months	Added	2007	
Injury3	Any injuries in accidents in last 3 years	Added	2007	
		Question wording changed	2010	
		Interviewer instruction changed	2011	
Acc3Inj	How many injuries in accidents in last 3 years	Added	2007	
Acc12Inj	How many injuries in accidents in last 12 months	Added	2007	
		Routing changed to ask if injured in last 3 yrs and in accident in last 12 months (Injury3=Yes and Acc12Mn>0)	2011	
AccInt2	Introduction to questions on details of accidents	Added	2007	
Incident	Transport at time of accident	Added	2007	
Injury	Injuries sustained in accident	Added	2007	
XInjury	Other injuries sustained in accident	Added	2007	
Medical	Medical treatment received for injuries	Added	2007	
XMedical	Other medical treatment received for injuries	Added	2007	
OthVeh	Other vehicles/pedestrians involved in accident	Added	2007	
		Interviewer instruction to code all that apply added.	2009	
Police	Whether the police attended	Added	2007	

Question	Summary	Details of change	Changed	Notes
	accident			
<b>Report</b>	Whether accident was reported to the police	Added	2007	

### Road Accidents - Children

BChildAcc / QChAcc.INC

Question	Summary	Details of change	Changed	Notes
<b>ChildAcc1</b>	Introduction to child accident questions	Added	2010	
<b>ChildAcc2</b>	Whether child in road accident in last 3 years	Added	2010	
<b>ChildWh1</b>	Which children in accident	Added	2010	

BSubAcc / QChAcc.INC

Question	Summary	Details of change	Changed	Notes
<b>CAcc3Yr</b>	Number of accidents involved in last 3 years	Added	2010	
<b>CAcc12Mn</b>	Number of accidents involved in last 12 months	Added	2010	
<b>CInjury3</b>	Whether injured in accident in last 3 years	Added	2010	
		Interviewer instruction changed	2011	
<b>CAcc3Inj</b>	Number of accidents injured in last 3 years	Added	2010	
<b>CAcc12Inj</b>	Number of accidents injured in last 12 months	Added	2010	

### Special Tickets

BNoTick

Question	Summary	Details of change	Changed	Notes
<b>StckT</b>	Whether has special ticket or pass	Extra interviewer note added	2003	
		Extra interviewer note added	2005	
		Question wording changed	2009	

BTicket

Question	Summary	Details of change	Changed	Notes
<b>SpecTk</b>	Type of ticket	Answer categories changed	2005	
		Validation checks updated	2014	
		Answer categories modified	2015	
<b>TkMode</b>	Transport modes covered by ticket	Answer categories changed	2005	
		Answer category 4 changed	2013	
<b>TkCost</b>	Cost of ticket	Validation checks updated	2014	
<b>TkTime</b>	Cost of ticket	Validation checks updated	2014	
<b>MoMIs</b>	Transport modes covered by combined tickets	Question wording changed	2003	

### Long Distance Journeys

TWhoLDJ / QTWhoLDJ.INC

BWhoLDJ

Question	Summary	Details of change	Changed	Notes
<b>IntPlane</b>	How many times left country by plane	Added	2006	



Question	Summary	Details of change	Changed	Notes
		Interviewer instruction added	2008	
<b>AnyLDJ1</b>	Whether made any long distance journeys in last week	Question wording changed	2006	
<b>AnyLDJ2</b>	LDJs at pick-up	Deleted	2006	

QLDJINT.INC  
BLDJINT

Question	Summary	Details of change	Changed	Notes
<b>LStop</b>	Reminder to complete long distance journey details later	Added	2003	
		Deleted	2006	
<b>LDJInt</b>	Long distance journey introduction	Question wording changed (not recorded in technical reports): From: Do you want to record NAME's journeys now or later? To: Press enter to begin recording journeys made by NAME.	2006	
		Routing change: Previously: routed from AnyLDJ2 In 2006: asked if AnyLDJ1=1.	2006	

TLDJQs / QTLDJQs.INC  
BLDJQs

Question	Summary	Details of change	Changed	Notes
<b>All Long Distance Journeys</b>		Program can now only manage a maximum of 30 long distance journeys	2009	
<b>LDJ</b>	Long distance journey number	Routing changed (not recorded in technical report): Previously: routed from AnyLDJ2 In 2006: asked if AnyLDJ1=1.	2006	
<b>LDJDate</b>	Long distance journey date	Routing changed (not recorded in technical report): Previously: routed from AnyLDJ2 In 2006: asked if AnyLDJ1=1.	2006	
<b>RepJR</b>	Journey number of return journey of other person	Added	2003	
<b>Orig</b>	Place journey began	Reference to showcard deleted	2007	
		Deleted	2007	Replaced with OrigRef
<b>OrigRef</b>	Place journey began	Added	2007	
<b>Purpto</b>	Purpose of journey	Interviewer note added	2010	
<b>PurpFro</b>	Where journey started from	Interviewer note added	2010	
<b>Dest</b>	Place journey ended	Interviewer instruction added	2003	
		Reference to showcard deleted	2007	
		Deleted	2007	Replaced with DestRef
<b>DestRef</b>	Place journey ended	Added	2007	

#### End on Individual Interview

TEndInd/ QTEndInd.INC  
BEndInd

Question	Summary	Details of change	Changed	Notes
<b>EndInd</b>	End of individual interview	Deleted	2003	

## Follow-up

BFollup.INC

BFollowUp

Question	Summary	Details of change	Changed	Notes
<b>FollowUp</b>	Agrees to be contacted for follow-up studies	Added	2006	
		Question wording changed	2007	
		Interviewer note added	2007	
		Question wording changed	2009	
<b>Ttl</b>	Title	Added	2007	
		Question moved to Admin Block	2008	
<b>ForNam</b>	First name	Added	2007	
		Question moved to Admin Block	2008	
<b>SurNam</b>	Surname	Added	2007	
		Question moved to Admin Block	2008	
<b>TelNoH</b>	Telephone number	Added	2007	
<b>TelNoM</b>	Alternative telephone number	Added	2007	
<b>Email</b>	Email address	Added	2015	

## Individual Pick Up

TPickUp / QTPICKUP.INC

BPickUp

Question	Summary	Details of change	Changed	Notes
<b>LStop1</b>	Reminder to complete details of long distance journeys later	Added	2003	
		Deleted	2006	
<b>StckPic</b>	Any new special tickets	Interviewer instructions added	2003	
		Interviewer instructions added	2005	
		Question wording changed	2006	
<b>LicChk</b>	Whether driving licence seen/consulted	Deleted	2007	
<b>DLAge</b>	Age obtained full licence if got between placemen and pick-up interview	Routing changed to be asked only if respondent has had a birthday since the placement interview	2010	
<b>AnyLDJP</b>	Whether any long distance journeys made	Deleted	2006	
<b>Long2</b>	Longest journey under 50 miles	Deleted	2006	
<b>LDJDisp</b>	Interviewer instruction to select session	Added	2003	
		Deleted	2006	
<b>YPDQ</b>	Whether coding playing in street now or later	Interviewer instruction deleted	2003	
		Deleted	2013	
<b>LStop2</b>	Reminder to complete details of time spent playing in the street later	Added	2003	
		Deleted	2013	
<b>Instreet</b>	Whether spent time in street	Question wording changed	2003	
		Deleted	2013	
<b>Start1</b>	Start of first period in street	Question wording changed	2003	
		Question wording changed	2004	
		Deleted	2013	

Question	Summary	Details of change	Changed	Notes
<b>End1</b>	End of first period in street	Question wording changed	2003	
		Question wording changed	2004	
		Deleted	2013	
<b>Start2</b>	Start of second period in street	Question wording changed	2003	
		Question wording changed	2004	
		Deleted	2013	
<b>End2</b>	End of second period in street	Question wording changed	2003	
		Question wording changed	2004	
		Deleted	2013	
<b>Start3</b>	Start of third period in street	Question wording changed	2003	
		Question wording changed	2004	
		Deleted	2013	
<b>End3</b>	End of third period in street	Question wording changed	2003	
		Question wording changed	2004	
		Deleted	2013	
<b>Start4</b>	Start of fourth period in street	Question wording changed	2003	
		Question wording changed	2004	
		Deleted	2013	
<b>End4</b>	End of fourth period in street	Question wording changed	2003	
		Question wording changed	2004	
		Deleted	2013	
<b>Start5</b>	Start of fifth period in street	Question wording changed	2003	
		Question wording changed	2004	
		Deleted	2013	
<b>End5</b>	End of fifth period in street	Question wording changed	2003	
		Question wording changed	2004	
		Deleted	2013	

## Vehicle Questionnaire

### Registration Number

BVehInt

Question	Summary	Details of change	Changed	Notes
<b>LStop</b>	Reminder to complete vehicle questionnaire later	Added	2003	
<b>RegIntr</b>	Whether willing to give registration number	Answer categories changed	2003	
		Helpnote added	2005	
		Question wording changed	2013	<b>Change to consent</b>
		Helpscreen changed	2013	
<b>Personal</b>	Whether registration personalised or cherished	Question moved to before VRegNo1	2010	
		Routing Changed to only be asked if willing to give registration number (RegIntr=1)	2011	

Question	Summary	Details of change	Changed	Notes
		Routing changed: asked of all who give registration details (RegIntr = 1)	2010	
<b>VRegNo1</b>	Registration number	Answer field changed to allow personalised number plates	2010	
<b>RegExpl</b>	Whether registration number can be passed to DVLA	Question wording changed	2004	
		Question wording changed	2010	
		Question wording changed	2013	<b>Change to consent</b>
		Question wording changed	2014	
		Question moved to before Personal	2014	
<b>RegNo</b>	Registration number	Coding of non-response amended.	2014	
<b>FuelTyp</b>	Type of fuel the engine uses	Answer categories changed	2013	
		Helpscreen changed	2013	
		Interviewer note added	2013	
<b>Leaded</b>	Whether engine uses unleaded petrol	Deleted	2004	
<b>AnMiles</b>	Approximate annual mileage	Check changed	2014	

#### Vehicle Details

BVMake

From 2013 routing for entire module changed. Removal of criteria "if fuel type is not electric".

Question	Summary	Details of change	Changed	Notes
<b>LogBook</b>	Whether logbook seen /consulted	Deleted	2007	
<b>LogBook2</b>	Interviewer note to suggest respondent gets log book	Added	2007	
<b>SimReg</b>	Format of registration number	Question wording changed	2003	
<b>WhatNum</b>	Number denoting year of registration	Question wording changed	2003	
<b>TaxCl</b>	Taxation class of vehicle	Question wording changed	2003	
		Deleted	2007	
<b>XTaxCl</b>	Other taxation class	Deleted	2007	
<b>CarCoding</b>	Coding of car make, model and specification	Routing changed	2003	
		Deleted	2013	

BEngFTS

Question	Summary	Details of change	Changed	Notes
<b>EnSize</b>	Engine size	Routing changed	2004	
		Routing changed	2007	
<b>BEnSize</b>	Banded engine size	Routing changed	2004	
		Routing changed	2007	
<b>IntQust</b>	Fuel tank size to be entered in litres or gallons	Delete	2012	
<b>TankLtr</b>	Fuel tank size in litres	Delete	2012	
<b>TankGal</b>	Fuel tank size in gallons	Delete	2012	

#### Parking

BPark

Question	Summary	Details of change	Changed	Notes
----------	---------	-------------------	---------	-------

Question	Summary	Details of change	Changed	Notes
<b>WherePk</b>	Where is car usually parked overnight	Deleted	2004	
		Added	2007	
		Ask in even years only	2013	
		Routing changed	2013	
<b>XWherePk</b>	Other place car is usually parked	Deleted	2004	
		Added	2007	
		Ask in even years only	2013	
		Routing changed	2013	
<b>HowFar</b>	How far away from propertye is car parked	Deleted	2004	
<b>HowFar2</b>	How many metres/yards is car parked away from property	Deleted	2004	
<b>HowFrMin</b>	Time taken to walk from property to vehicle	Deleted	2004	
<b>IfPay</b>	Any parking costs where vehicle is parked overnight	Deleted	2004	
<b>TypePay</b>	Type of payment made for parking	Deleted	2004	
<b>XTypePay</b>	Other type of payment made for parking	Deleted	2004	
<b>AnnFee</b>	Cost of annual parking fee	Deleted	2004	

## Company Car

### BComCar

Question	Summary	Details of change	Changed	Notes
<b>HHReg</b>	Vehicle registered to household member	Question wording changed	2004	
		Delete	2013	
<b>OthReg</b>	Whose name vehicle registered	Delete	2013	
<b>WhoOwn</b>	Who owns vehicle	Delete	2013	
<b>WhyUse</b>	Why have use of vehicle	Delete	2013	
<b>XWhyUse</b>	Other reason why have use of the vehicle	Delete	2013	
<b>VehHire</b>	Is vehicle in hire	Delete	2013	
<b>WhoHire</b>	Who has hired	Delete	2013	
<b>CostHir</b>	Costs of hiring	Delete	2013	
<b>VehCost</b>	Purchase costs	Delete	2013	
<b>ComTax95</b>	Company car tax	Delete	2013	
<b>CapAll</b>	Capital allowances	Delete	2013	
<b>CourWk95</b>	Use vehicle in course of work	Delete	2013	
<b>Allow95</b>	Mileage allowance for mileage in the course of work	Delete	2013	
<b>XAllow95</b>	Other assistance/allowance for mileage in the course of work	Delete	2013	
<b>PrivMi95</b>	Free fuel for private mileage	Delete	2013	
<b>FTax95</b>	Tax on free fuel for private mileage	Delete	2013	

## Mileage

### BMILEAG

From 2013 routing for entire module changed. Removal of criteria "if fuel type is not electric".

Question	Summary	Details of change	Changed	Notes
<b>Deliver</b>	Vehicle used to deliver goods in	Deleted	2007	

Question	Summary	Details of change	Changed	Notes
	the course of work			
<b>HowOfT</b>	How often vehicle used to deliver goods	Deleted	2007	
<b>NumTrips</b>	Number of delivery stops on most recent day vehicle used for deliveries.	Deleted	2007	
<b>OutNI</b>	Whether vehicle has been driven in Northern Ireland in last year	Deleted	2006	
<b>MileNI</b>	Number of miles driven in Northern Ireland on last trip	Deleted	2006	
<b>PurpNI</b>	Purpose of trip to Northern Ireland	Deleted	2006	
<b>NIOther</b>	Other purpose of trip to Northern Ireland	Deleted	2006	
<b>SatNav</b>	Satellite navigation technology	Added	2008	
		Deleted	2009	Replaced by SatNavN
<b>SatNavN</b>	Satellite navigation technology	Added	2009	

### Vehicle Pick Up Interview

TVPickU

Question	Summary	Details of change	Changed	Notes
<b>LStop</b>	Whether fuel gauge details are to be completed now or later	Added	2003	
		Delete	2012	
<b>FuelPds</b>	Amount paid for fuel	Question wording changed	2010	
		Delete	2012	
<b>FuelNow</b>	Does interviewer want complete the fuel gauge details now	Delete	2012	
<b>VFuelNow</b>		Delete	2012	
<b>AnyFuel</b>	Any fuel entered into fuel grid on chart	Delete	2012	
<b>IntQust1</b>	Code if amount is in litres or gallons	Delete	2012	
<b>FuelLtr</b>	Amount of fuel in litres	Delete	2012	
<b>FuelGal</b>	Amount of fuel in gallons	Delete	2012	
<b>FGauge</b>	Check first fuel gauge reading	Delete	2012	
<b>FFGRead</b>	Enter first fuel gauge reading	Delete	2012	
<b>LGauge</b>	Check last fuel gauge reading	Delete	2012	
<b>LFGRead</b>	Enter last fuel gauge reading	Delete	2012	
<b>StikFul</b>	Fuel gauge indicator 'sticking' at full	Delete	2012	
<b>Stikeml</b>	Fuel gauge indicator is 'empty' when still contains fuel	Delete	2012	
<b>StikFul2</b>	StikFul check	Delete	2012	
<b>Stikeml2</b>	Stikml check	Delete	2012	

### Admin Block

Question	Summary	Details of change	Changed	Notes
<b>Thank</b>	End of placement interview	Additional interviewer instruction	May-Oct 2009	
<b>IncGiv</b>	Incentive given?	Added	May-Oct 2009	
<b>IncGivS</b>	Reminder to give vouchers	Added	May-Oct	

Question	Summary	Details of change	Changed	Notes
			2009	
<b>PUResp</b>	Intro to further contact questions	Added	2005	
		Deleted	2006	
<b>DiaryTyp</b>	How to make diary easier	Added	2005	
		Deleted	2006	
<b>FurthCon</b>	Whether ok to contact again	Added	2005	
		Deleted	2006	
<b>OthCntc</b>	Whether ok for another company to contact again	Added	2005	
		Deleted	2006	
<b>ConTel</b>	Telephone number	Added	2005	
		Deleted	2006	
<b>ConEmail</b>	Email Address	Added	2005	
		Deleted	2006	
<b>ConIntro</b>	Intro to further contact questions	Moved from BFollup	2007	
<b>Ttl</b>	Title	Moved from BFollup	2007	
<b>Ttlx</b>	Other title	Moved from BFollup	2007	
<b>ForNam</b>	Forname	Moved from BFollup	2007	
<b>Surnam</b>	Surname	Moved from BFollup	2007	
<b>Penult</b>	Introduction to diaries	Additional interviewer instruction	May-Oct 2009	
		Amend wording on screen	2013	
<b>AnyCom</b>	Whether want to ask open question	Added	2004	
<b>AnyComx</b>	Open Question	Added	2004	
		Question wording changed	2009	
<b>Penult2</b>	Placing LDJ cards	Deleted	2006	
<b>Penult3</b>	Reminder to place fuel and mileage chart	Interviewer note added	2010	
		Question text changed	2012	
		Interviewer instruction removed	2013	
<b>Penult4</b>	Time to explain diaries	Question text changed	2003	
<b>NoPU</b>	Why did not do pick up interview	Added	2003	
<b>FindDU</b>	Number of DUs at HH	Added	2008	
<b>DUCode</b>	Selected DU	Added	2008	
<b>FindHH</b>	Number of HHs at DU	Question wording changed Interviewer instruction changed	2008	
<b>HHSel</b>	How many HHs selected for interview	Question wording changed	2008	
		Deleted	2009	
<b>HHCode</b>	Household selected	Added	2009	
<b>Diary</b>	Whether collected diaries	Interviewer instruction added	2003	
<b>Whofill</b>	Who filled in the diaries	Routing changed	2003	
		Answer categories changed	2003	
<b>DaysInt</b>	Days interviewer helped with in diary	Added	2003	
<b>Holiday</b>	Whether they were abroad for travel week	Added	2007	
		Deleted	Mid 2008	
<b>BlnkDry</b>	Whether respondent had a completely blank travel record	Added	Mid 2008	
		Routing changed to be asked if diary coded as fully completed	2010	
		Question wording changed	2010	
<b>BlnkWhy</b>	Why travel record was completely blank	Added	Mid 2008	

Question	Summary	Details of change	Changed	Notes
		Answer category added "5. Did not go out at all (but not due to illness/disability)"	2010	
		Answer category reworded	2011	
<b>VoucGive</b>	Whether Voucher given	Added	May-Oct 2009	
		Deleted	2013	
<b>VoucRec</b>	Voucher receipt signed and given	Added	May-Oct 2009	
		Deleted	2013	
<b>Promise</b>	Whether promissory note left	Additional interviewer instruction	May-Oct 2009	
		Delete	2013	
<b>PromOp</b>	Comments on incentives	Added	May-Oct 2009	
<b>NoProm</b>	Why not left promissory note	Deleted	May-Oct 2009	
		Deleted	2013	
<b>GCNow</b>	Issue gift cards now or later	Added	2013	
<b>HDiaryPU</b>	Whether have picked up a diary for every member of household	Added	2013	
<b>IntroGC</b>	Intro to gift card section and number of gift cards needed for household	Added	2013	
<b>GiftI</b>	Instructions for interviewer	Added	2013	
<b>GiftNX</b>	Enter gift card serial number	Added	2013	
<b>Unoutcheck</b>	Check that outcome entered is correct	Added	2005	
<b>WhichL</b>	Language spoken	Added	2009	
<b>XWhichL</b>	Other language spoken	Added	2009	
<b>Willing</b>	Willingness to give telephone number	Added	2009	
<b>LanguageN</b>	Telephone number for bilingual interview	Added	2009	
<b>Translate</b>	Whether translator used	Added	2009	
<b>ARFB3</b>	Reason for using outcome code 690 or 790	Added	2008	
		Deleted	2009	
<b>WhyInel</b>	Reason for using outcome code 690 or 790	Added	2009	
<b>ARFQ3</b>	Was information refused	Deleted	2005	
<b>ARFQ11</b>	Was refusal in proxy	Deleted	2005	
<b>NoDiary</b>	Why diaries not completed	Added	May-Oct 2009	
<b>XNoDiary</b>	Other reasons why diaries not completed	Added	May-Oct 2009	
<b>CallPlac</b>	Number of calls up to Diary Placement	Question wording changed	2003	
<b>PractDia</b>	Whether completed practice page	Added	2008	
<b>PracNo</b>	Why did not completed practice page	Added	2008	
<b>ConName</b>	Contact name from ARF	Added	2004	
<b>NRdone</b>	Whether non-response details done	Deleted	2007	
<b>Obs1</b>	What kind of accommodation	Question wording changed. Routing changed	2004	



Question	Summary	Details of change	Changed	Notes
		Routing changed	2005	
		Deleted	2009	
<b>Obs2</b>	Car in drive	Question wording changed. Routing changed	2004	
		Routing changed	2005	
		Deleted	2009	
<b>Obs3</b>	Garage or carport	Routing changed	2004	
		Routing changed	2005	
		Deleted	2009	
<b>Obs4</b>	Condition of area	Added	2005	
		Deleted	2009	
<b>Obs5</b>	Condition of house	Added	2005	
		Deleted	2009	
<b>Obs6</b>	Physical barriers	Added	2005	
		Deleted	2009	
<b>A2</b>	Physical barriers	Added	2009	
<b>A3</b>	What kind of accommodation	Added	2009	
<b>A4</b>	Car in drive	Added	2009	
<b>A5</b>	Garage or carport	Added	2009	
<b>A6</b>	Condition of area	Added	2009	
<b>A7</b>	Condition of house	Added	2009	
<b>NR1</b>	How many cars owned by house	Deleted	2007	
<b>NR2</b>	Whether HRP did work in last week	Deleted	2007	
<b>NR3</b>	How HRP travels to work	Deleted	2007	
<b>NR4</b>	Whether left house yesterday	Deleted	2007	
<b>NR5</b>	How many times left house yesterday	Deleted	2007	
<b>NR6</b>	Day of week yesterday	Deleted	2007	
<b>NR7</b>	Number of people in house	Deleted	2007	
<b>NR8</b>	Number of people 17 or over in house	Deleted	2007	
<b>NR9m</b>	Number of men aged 17 or over	Deleted	2007	
<b>NR9w</b>	Number of women aged 17 or over	Deleted	2007	
<b>NR10</b>	Gender of respondent	Deleted	2007	
<b>NR11</b>	Relationship to main householder	Deleted	2007	
<b>NR12</b>	HRP's gender	Deleted	2007	
<b>Remcall</b>	Whether made reminder call	Answer category added	2003	
<b>Remtime</b>	Length of reminder call	Question wording changed	2003	
<b>SA1RNC</b>	Any reason why address should not be recontacted	Deleted	2005	
<b>SA2RNC</b>	Why address should not be recontacted	Deleted	2005	
<b>SACNwho</b>	Who is main contact	Added	2005	
<b>SARInt</b>	Title of main contact	Added	2005	
<b>SACNtxt</b>	Other title	Added	2005	
<b>SACNfor</b>	Forename of main contact	Added	2005	
<b>SACNSur</b>	Surname of main contact	Added	2005	

## All travel record changes since 2002

The table below outlines the changes that have been made to the diaries since 2002.

Survey year	Details of change	
	Adult travel record	Young person travel record
2003 / 2004	DTLR logo removed from front cover and replaced with DfT logo.	DTLR logo removed from front cover and replaced with DfT logo.
	NatCen logo updated.	NatCen logo updated.
	Box added on front cover for check letter.	Box added on front cover for check letter.
	Column added (column P) for Road/Congestion charges.	Boxes for start date and finish date added to front cover.
	Changes to examples.	Additional box for date of second interviewer call added to front cover.
	Column G updated to only collect "Distance in miles" rather than "Distance in miles or yards".	Column G updated to only collect "Distance in miles" rather than "Distance in miles or yards".
	Box added to recording day pages for date.	Removal of notes column – this was replaced with a box for notes at the bottom of the page.
	Note added to the bottom of the recording pages explaining that "After day 7 there is space for extra journeys".	Box added to recording day pages for date.
		Additional instructions included on recording day pages about shopping trips.
		Additional note added to remind respondents to record short walks on day 7.
	Note added to the bottom of the recording pages explaining that "After day 7 there is space for extra journeys".	
2005	No changes.	No changes.
2006	Blank example page with instructions in flaps added.	Blank example page with instructions in flaps added.
	Instructions state to record distance in miles or metres rather than miles and yards.	Instructions state to record distance in miles or metres rather than miles and yards.
2007	Visual redesign of front and back cover.	Visual redesign of front and back cover.
	Key points to remember removed from front page and included on front of inside cover flaps.	Key points to remember removed from front page and included on front of inside cover flaps.
	Thank you included on front cover.	Thank you included on front cover.
	Notes pages reworded following column heading changes. Key changes were: removal of instruction about how to record journeys where departure was before midnight and return was after midnight; more detailed instructions about recording place name; instruction about stages of journey included in method of travel; respondents asked to tick 'nil' if they didn't pay anything for parking or road tolls/congestion charges; ticket types updated; respondents asked to write "exempt" if exempt from public transport or taxi charges; instruction added about recording shares of taxi costs.	Notes pages reworded following column heading changes. Key changes were: removal of instruction about how to record journeys where departure was before midnight and return was after midnight; more detailed instructions about recording place name; instruction about stages of journey included in method of travel; ticket types updated; instruction added about recording shares of taxi costs.
	Redesign of inside pages – inclusion of picture icons. Specific details of design changes outlined below.	Redesign of inside pages – inclusion of picture icons. Specific details of design changes outlined below.
	Instruction added to record each journey	Instruction added to record each journey

Survey year	Details of change	
	using a separate row and to record return journeys.	using a separate row and to record return journeys.
	Six rows rather than seven per page for recording journeys.	Six rows rather than seven per page for recording journeys.
	Column heading wording was amended to be asked as questions.	Column heading wording was amended to be asked as questions.
	Changes to column order. The time spent travelling column was reversed with the number in the party column. The car columns (M, N, O and P) in 2006 became columns J, K, L and M in 2007. The public transport columns (J, K and L in 2006) became columns N, O and P in 2007.	Changes to column order. The time spent travelling column was reversed with the number in the party column. The car column (M in 2006) became column J in 2007. The public transport columns (J, K and L in 2006) became columns K, L and M in 2007.
	Column B contained tick boxes for am/pm rather than circling am/pm	The number of people travelling column was split into "Adults" and "Children".
	A tick box for "Home" was added to column D and E.	Passenger type column removed.
	An instruction for columns F-Q was added explaining that these columns are for entering details of each stage of the journey.	Column B contained tick boxes for am/pm rather than circling am/pm
	In column K, tick boxes were added to for "D" (driver) or "P" (passenger).	A tick box for "Home" was added to column D and E.
	A "Nil" tick box was added to column L and M if there were no charges for parking or congestion/toll charges.	An instruction for columns F-N was added explaining that these columns are for entering details of each stage of the journey.
	A "Nil" box was added to column O for journeys covered by a season ticket.	A "Nil" box was added to column for journeys covered by a season ticket.
	A new column was added (Q) to record the share of a taxi cost, if applicable.	A new column was added (N) to record the share of a taxi cost, if applicable.
	Example page updated with new examples.	Example page updated with new examples.
	Practice page included at the end of the diary.	Practice page included at the end of the diary.
	Centrefold moved to fall before number of people travelling.	Centrefold moved to fall before time spent travelling.
	Six slots per page rather than eight for recording extra journeys.	Six slots per page rather than eight for recording extra journeys.
	More space on day 7 in the "Where did you go" column for city and postcode.	More space on day 7 in the "Where did you go" column for city and postcode.
2008	Seven rows rather than six per page for recording journeys.	Seven rows rather than six per page for recording journeys.
	Colons added to time left and time arrived boxes	Colons added to time left and time arrived boxes
	14 rows rather than 12 for day 7.	14 rows rather than 12 for day 7.
2009	No changes.	No changes.
2010	No changes.	No changes.
2011	No changes.	No changes.
2012	NatCen logo updated.	NatCen logo updated.
2013	Redesign of front cover.	Redesign of front cover.
	DfT logo updated.	DfT logo updated.
	Examples updated.	Examples updated.
	Practice page amalgamated with example page – columns rather than a whole practice page.	Practice page amalgamated with example page – columns rather than a whole practice page.
	Road tolls/congestion charge column (M in 2012) removed.	Taxi cost column (Q in 2012) removed.
	Taxi cost column (Q in 2012) removed.	Where travelling to column made slightly

Survey year	Details of change	
	Where travelling to column made slightly wider.	wider.
2014	Reminder for mileage chart added to day 1 and day 7 pages.	No changes.

---

## Appendix B. Advance letter



Operations Department  
Kings House  
101-135 Kings Road  
Brentwood  
Essex CM14 4LX  
Telephone 0800 652 4568  
(9.30am – 5.30pm, Mon – Fri)  
[www.natcen.ac.uk/nts](http://www.natcen.ac.uk/nts)



*Your interviewer on this study will be*

---

Dear Sir/Madam,

### NATIONAL TRAVEL SURVEY

Your address has been selected for this study and we are writing to ask for your help. It is about your daily experience of travelling and is used by the Department for Transport to shape travel policy.

Most people who take part find it interesting and are pleased to have their views and experience taken into account by the Government. We rely on the voluntary cooperation of everyone we approach. To show our appreciation, if everyone in your household completes the study, each person will receive a £5 gift card that can be used at many High Street stores.

The research is being carried out by an independent research organisation, NatCen Social Research. One of our interviewers will visit you in the next few days to arrange a convenient time for an interview. They will show you their official identification card which includes their photograph and the NatCen logo shown at the top of this letter.

Your answers will be treated in strict confidence in accordance with the Data Protection Act, and the information will only be used for statistical purposes.

In the meantime, and as a gesture of good will, we are enclosing a book of first class stamps for you to keep.

You can find more information on the back of this letter but if you have any questions please call NatCen on 0800 652 4568. We thank you in advance for your help.

Yours faithfully,

Handwritten signature of Claire Jones.

Claire Jones  
Project Manager, NatCen

Handwritten signature of Julie Brown.

Julie Brown  
Survey Manager, Department for Transport

**How was I chosen?**

We have selected a sample of addresses from a list kept by the Post Office of all addresses in England. This ensures that the people invited to take part in the survey are representative of the whole country.

The findings will not identify you or your family because your name and address will not be passed to anyone outside NatCen Social Research.

**I do not travel very often – do you want to interview me?**

We are interested in everybody's day-to-day experience of travel, however much or little they do. The results are used to look at how travelling changes over time, and to make decisions about the future.

We need information from a wide range of people including those in or out of work, children and the elderly. Otherwise we will not get a true picture of travel.

The study provides up-to-date information about travel which cannot be collected in any other way.

**What kinds of travel are covered by the survey?**


We are interested in all the different kinds of journeys that people make, as well as how often they make them. This includes journeys to school or work, shopping trips and journeys for leisure or social purposes. Both local and long distance travel are covered, as are all forms of transport (such as cars, public transport, cycling and walking).

**What is the survey used for?**

The National Travel Survey is used to build up a picture of how and why different kinds of people travel. The information is used by policy-makers in Government, as well as by consultants, academics, pressure groups and charities amongst others.

Some of the specific uses of the survey include studying school children's travel, monitoring road accidents, predicting future traffic levels and finding out the transport needs of minority groups.

## Appendix C. Non-contact letter

 <p><b>Department for Transport</b></p>	<p><b>NatCen Operations Department</b> Kings House 101-135 Kings Road Brentwood Essex CM14 4LX  Telephone 0800 652 4568 (9.30am – 5.30pm, Mon – Fri) <a href="http://www.natcen.ac.uk">www.natcen.ac.uk</a></p>	<p><b>NatCen</b> Social Research that works for society</p>
		<p>NTS V5 SN: _____</p>
<p><b>Sorry I missed you!</b></p>		
<p>My name is _____.</p>		
<p>I am an interviewer working on the <b>National Travel Survey</b>. Recently a letter was sent to your address inviting you to take part in this study, which is funded by the Department for Transport. I have called on a number of occasions but unfortunately have missed you each time.</p>		
<p>Every year we ask around 22,000 adults and children about their travel experiences in order to get an accurate picture of people's travel and to help plan future transport provision. Your participation on this study is of course voluntary but this study is very important and I do hope that you will be able to take part. If everyone in your household completes the survey you will each receive a £5 gift card to say thank you.</p>		
<p>All the information you give will be treated in strict confidence in accordance with the Data Protection Act.</p>		
<p>If you would like to let me know the best time to call, please call NatCen on 0800 652 4568. When I call back I will be carrying my identity card with a photograph so you will know who I am.</p>		
<p>I look forward to speaking to you soon and will be glad to answer any questions you may have.</p>		
<p>Thank you for your time.</p>		



#### How was I chosen?

We have selected a sample of addresses from a list kept by the Post Office of all addresses in England. This ensures that the people invited to take part in the survey are representative of the whole country.

The findings will not identify you or your family because your name and address will not be passed to anyone outside NatCen Social Research.



#### I do not travel very often – do you want to interview me?

We are interested in everybody's day-to-day experience of travel, however much or little they do. The results are used to look at how travelling changes over time, and to make decisions about the future.

We need information from a wide range of people including those in or out of work, children and the elderly. Otherwise we will not get a true picture of travel.

The study provides up-to-date information about travel which cannot be collected in any other way.



#### What kinds of travel are covered by the survey?

We are interested in all the different kinds of journeys that people make, as well as how often they make them. This includes journeys to school or work, shopping trips and journeys for leisure or social purposes. Both local and long distance travel are covered, as are all forms of transport (such as cars, public transport, cycling and walking).



#### What is the survey used for?

The National Travel Survey is used to build up a picture of how and why different kinds of people travel. The information is used by policy-makers in Government, as well as by consultants, academics, pressure groups and charities amongst others.

Some of the specific uses of the survey include studying school children's travel, monitoring road accidents, predicting future traffic levels and finding out the transport needs of minority groups.



# Appendix D. Survey leaflet

## WHAT CAN THE NATIONAL TRAVEL SURVEY TELL US ABOUT TRAVEL IN BRITAIN?

### What do we know about the travel of school children?

- Approximately four out of 10 children walk to school, and one third travel by car.
- On average, primary school children take around 13 minutes to get to school, and secondary school children take around 23 minutes.

### Does travel vary across Britain?

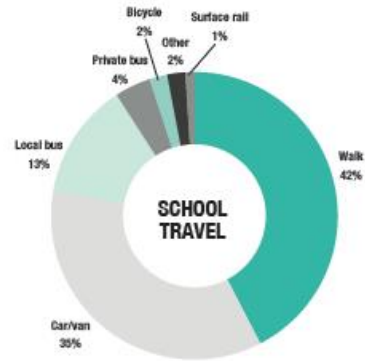
- People in rural Britain travel an average of around 10,000 miles each year, much further than people in urban areas.
- People in London travel around 5000 miles per year, but spend longer travelling than people in other areas.

### What is the main purpose of most journeys?

- One third of all trips are for leisure, such as visiting friends and entertainment, and one fifth of all journeys that people make are to go shopping.

### Are people walking and cycling more?

- The number of journeys made on foot has fallen by around 27% since the mid-1990s, but has stabilised in recent years. Only 2% of trips are made by bicycle, but we're now cycling 28% further than we did in the mid-1990s.
- Men tend to make more cycling and walking trips than women, but women make more trips by bus.



\* Visiting friends, entertainment, sport, holiday, day trips and other.  
Percentage figures may not add up to 100 because of rounding. Source: National Travel Survey

NatCen, A Company Limited by Guarantee Registered in England No. 4392416. A Charity in England and Wales (1091788) and Scotland (SC020454)



**NatCen**  
Social Research that works for society

# NATIONAL TRAVEL SURVEY

**DID YOU KNOW?**

- People travel an average of 6,691 miles each year. This is equal to going from London to Edinburgh 20 times.
- People walk an average of 200 miles each year.
- On average, women make more trips than men, but men travel much further each year.

A survey carried out by NatCen on behalf of the Department for Transport



## WHAT IS THE NATIONAL TRAVEL SURVEY?

As you go about your daily life, the chances are that you have to travel somewhere. Some journeys we make can be routine, such as a journey to work. Some are more occasional, like a trip to see friends or relatives in another part of the country. Others are more spontaneous, like a short walk to the local shop to buy a newspaper.

The government makes decisions about transport services that affect how you travel. It needs up-to-date and reliable information on how people actually travel to ensure its policies are well developed and its transport plans appropriate. The best way to get this information is to ask people, like you, about the different journeys they make, and the National Travel Survey does just that. Where, why, how and how far people travel are all questions the survey tries to answer.

## HOW DOES THE SURVEY WORK?

Each year, a representative sample of addresses in England is chosen at random. NatCen, an independent social research organisation, then invites the people who live at these addresses to take part in the survey.

The information gathered in this way is used to help create a national picture of how we travel.

## HOW CAN YOU HELP?

People just like you have previously told us about their travel experiences, and we have learned a lot from this. But people's behaviour and needs change so it is important that we continue to collect information every year.

Now is your chance for your travel needs to be recognised. It doesn't matter how much or how little you travel and to get a good, representative picture, we need to include people of all ages and backgrounds.

Taking part in the survey is voluntary. However, if you decide not to join in, this means that your experience – and the experience of people like you – is less likely to be taken into account in transport planning.

## WHAT DO YOU HAVE TO DO?

Taking part is easy. A NatCen interviewer will visit your home to ask you, and any other people who live with you, questions about travel. These cover subjects including: how you get to work, to school and to the shops; satisfaction with your local transport services; and any transport difficulties.

## HOW IS THE INFORMATION USED?

The government uses the data for transport planning and policy development. For example, the survey results allow public authorities to study the travel of school children and to predict future traffic levels. The findings are also used by academics, businesses and the general public, as well as by campaigning organisations representing a wide range of groups, including motorists, cyclists, motorcyclists, the elderly, rural communities and children.

## IS THE SURVEY CONFIDENTIAL?

Yes. NatCen and the Department for Transport, which are responsible for the data, are bound by the same code of confidentiality. Your answers will be treated in strict confidence in accordance with the Data Protection Act. They are used for statistical research purposes only. Names and addresses are never included with the results.

## WHERE CAN I GET MORE INFORMATION?

You can find more information for people taking part in the survey at NatCen's National Travel Survey website: [www.natcen.ac.uk/nts](http://www.natcen.ac.uk/nts)

**IF YOU WISH TO CONTACT NATCEN ABOUT THIS SURVEY PLEASE WRITE TO:**  
National Travel Survey  
NatCen Social Research  
Kings House  
101-135 Kings Road  
Brentwood  
Essex CM14 4LX  
Telephone: 01277 200 800 or 0800 852 4568  
Email: [info@natcen.ac.uk](mailto:info@natcen.ac.uk)

**YOU CAN FIND OUT MORE ABOUT THE NATIONAL TRAVEL SURVEY, INCLUDING ITS FINDINGS, ON THE DEPARTMENT FOR TRANSPORT WEBSITE:**  
[www.gov.uk/government/collections/national-travel-survey-statistics](http://www.gov.uk/government/collections/national-travel-survey-statistics)  
Telephone: 020 7844 3097 (DfT NTS enquiry number)  
Email: [national.travelurvey@df.gov.uk](mailto:national.travelurvey@df.gov.uk)

**A large print version of this leaflet is available on request.**

NTS\_v1

# Appendix E. Adult and young persons travel records

NTS V2

Area       Add   H  CL  P

  
 Department for Transport  
**NatCen**  
 Social Research

In confidence

# National Travel Survey

Please see the notes on the reverse of this flap

A few points to remember when filling in the travel record:

- We are interested in all types of transport; walks and bike journeys as well as cars and public transport.











- Use a **new line for each journey** (e.g. go to work, go home). From column F use a new line for each **method of travel** you used for each **stage** of your journey (e.g. car, train, bus, walk).
- On days 1-6 only include walks of a mile or more (it takes approximately 20 minutes to walk a mile). On day 7 include **all** walks.
- Drivers: On days 1 and 7 please remember to enter your gauge readings on the Mileage Chart.
- If you make more than 7 journeys there is space at the end of the record to write down extra journeys.

Travel record of

Travel week

Start day	Finish day
Start date	Finish date

Please use **black** or **blue** ink if possible

Thank you very much for your help

Your interviewer  will call again on

Day	Day
Date	Date
Time	Time

**NatCen**  
 Social Research  
 NatCen Social Research  
 Kings House  
 101-135 Kings Road  
 Brentwood  
 Essex CM14 4LX  
 Telephone 0800 652 4568  
 www.natcen.ac.uk/nts  
 www.dft.gov.uk/statistics/series/national-travel-survey

 Printed on 100% recycled paper  
 Information Classification Level 3 – Respondent – Confidential

## NOTES

**A**  
What was the purpose of your journey?  
Please give a simple description such as 'go to work', 'take children to school' or 'go home'. If you went shopping please note whether it was 'food shopping' or 'other shopping'.

**B/C**  
What time did you leave/arrive?  
Write in hours and minutes (e.g. 9.15). Please tick am or pm to show the time of day.

**D/E**  
Where did you start/go to? (Tick 'Home' or give the name of the village, town or area)  
Please write down the name of the place where your journey started and finished. If this was a large town or city give the name of the area. If you went to a shopping centre or visitor attraction please tell us its name. Please be as precise as possible. If your journey started or finished at home, you only need to tick 'Home'.

**F**  
What method of travel did you use for each stage of your journey?  
Use a different line for the method of travel you used at each stage of your journey (e.g. car, train, bus, bike). On days 1-6 only include walks of a mile or more (it takes approximately 20 minutes to walk a mile). On day 7 please include all walks.

**G**  
How far did you travel? (Miles)  
Please give us the distance you travelled in miles or metres (e.g. 3 miles, 0.5 miles, 300 metres).

**H**  
How long did you spend travelling? (Minutes)  
Please note the amount of time you spent travelling and do not include any time you spent waiting for public transport.

**I**  
How many people travelled including you?  
Please write in the number of people, including yourself, who set out together. Only include people who were with you for at least half the distance of your journey.

**J**  
Which car or other motor vehicle did you use?  
Please tell us which vehicle was used if it belongs to your household (e.g. Toyota). If you travelled in someone else's vehicle, please tell us that (e.g. friend's car).

**K**  
Were you the driver (D) or a passenger (P)?  
Please tick 'D' if you were the driver or 'P' if you were the passenger of the vehicle.

**L**  
How much did you pay for parking?  
Enter how much you paid for parking. Please tick the box marked 'Nil' if you did not pay anything.

**M**  
What type of ticket did you use?  
Write here the type of ticket you used. Tell us if it was a single, a return, a season ticket or a one day travelcard. If you were able to buy a ticket at a cheap rate please write this in too. If you used reduced or free tickets, or a concessionary pass that allows you to travel for free, please tell us. If you used an Oyster card please tell us whether it was a pre-pay or a season ticket.

**N**  
How much did your ticket cost?  
Please tell us the amount you actually paid. If your journey was covered by a season ticket tick 'Nil'. If you bought a return ticket or travel card write the total amount next to the first journey you used it for.

**O**  
How many times did you board?  
Write here the number of different trains or buses you used at each stage of your journey (e.g. if you used two separate buses enter '2').

## HOW TO FILL IN YOUR TRAVEL RECORD

For help with filling in please unfold side flap for notes

**JOURNEYS** Please record each journey on a new row. Include very short ones and return journeys. Include walks if 1 mile or more

JOURNEYS			STAGES These columns are for entering details of each stage of your journey							PUBLIC TRANSPORT				
A	B	C	D	E	F	G	H	I	J	K	L	M	N	O
What was the purpose of your journey? See Note A	What time did you leave? See Note B	What time did you arrive? See Note C	Where did you start your journey? (Tick Home or give the name of the village, town or area) See Note D	Where did you go to? (Tick Home or give the name of the village, town or area) See Note E	What method of travel did you use for each stage of your journey? See Note F	How far did you travel? (Miles) See Note G	How long did you spend travelling? (Minutes) See Note H	How many people travelled including you? See Note I	Which car or other motor vehicle did you use? See Note J	Were you the driver (D) or a passenger (P)? See Note K	How much did you pay for parking? See Note L	What type of ticket did you use? See Note M	How much did your ticket cost? See Note N	How many times did you board? See Note O
1	8:15 am pm	9:00 am pm	<input checked="" type="checkbox"/> Home	<input type="checkbox"/> Home Pendleton, Salford	1 Car	18				D	£ : : £ : : £ : :		£ : : £ : : £ : :	<input type="checkbox"/> NI <input type="checkbox"/> NI <input type="checkbox"/> NI
2	5:30 am pm	6:12 am pm	<input type="checkbox"/> Home	Haydock town centre	1 Car	16				D	£ : : £ : : £ : :		£ : : £ : : £ : :	<input type="checkbox"/> NI <input type="checkbox"/> NI <input type="checkbox"/> NI
3	6:20 am pm	6:30 am pm	<input type="checkbox"/> Home	Haydock town centre	1 Car	4				D	£ : : £ : : £ : :		£ : : £ : : £ : :	<input type="checkbox"/> NI <input type="checkbox"/> NI <input type="checkbox"/> NI
4	7:00 am pm	8:05 am pm	<input checked="" type="checkbox"/> Home	Liverpool city Centre	1 Walk 2 Train 3 BUS	1 8 1.5				D	£ : : £ : : £ : :		£ : : £ : : £ : :	<input type="checkbox"/> NI <input type="checkbox"/> NI <input type="checkbox"/> NI
5	10:30 am pm	10:55 am pm	<input type="checkbox"/> Home	Liverpool city Centre	1 Taxi	10				D	£ : : £ : : £ : :		£ : : £ : : £ : :	<input type="checkbox"/> NI <input type="checkbox"/> NI <input type="checkbox"/> NI
6	:	:	<input type="checkbox"/> Home		1 2 3					D	£ : : £ : : £ : :		£ : : £ : : £ : :	<input type="checkbox"/> NI <input type="checkbox"/> NI <input type="checkbox"/> NI
7	:	:	<input type="checkbox"/> Home		1 2 3					D	£ : : £ : : £ : :		£ : : £ : : £ : :	<input type="checkbox"/> NI <input type="checkbox"/> NI <input type="checkbox"/> NI

USE THIS SPACE FOR ANYTHING ELSE YOU WANT TO TELL US

# Day1

**DAY 1** Mon Tues Wed Thur Fri Sat Sun

**For help with filling in please unfold side flap for notes**

**JOURNEYS** Please record each journey on a new row. Include very short ones and return journeys. Include walks if 1 mile or more

**STAGES** These columns

A	B	C	D	E	F	G
What was the purpose of your journey? <small>See Note A</small>	What time did you leave? <small>See Note B</small>	What time did you arrive? <small>See Note C</small>	Where did you start your journey? (Tick Home or give the name of the village, town or area) <small>See Note D</small>	Where did you go to? (Tick Home or give the name of the village, town or area) <small>See Note E</small>	What method of travel did you use for each stage of your journey? <small>See Note F</small>	How far did you travel? (Miles) <small>See Note G</small>
1	Time : : <input type="checkbox"/> am <input type="checkbox"/> pm	Time : : <input type="checkbox"/> am <input type="checkbox"/> pm	<input type="checkbox"/> Home	<input type="checkbox"/> Home	1 2 3	
2	Time : : <input type="checkbox"/> am <input type="checkbox"/> pm	Time : : <input type="checkbox"/> am <input type="checkbox"/> pm	<input type="checkbox"/> Home	<input type="checkbox"/> Home	1 2 3	
3	Time : : <input type="checkbox"/> am <input type="checkbox"/> pm	Time : : <input type="checkbox"/> am <input type="checkbox"/> pm	<input type="checkbox"/> Home	<input type="checkbox"/> Home	1 2 3	
4	Time : : <input type="checkbox"/> am <input type="checkbox"/> pm	Time : : <input type="checkbox"/> am <input type="checkbox"/> pm	<input type="checkbox"/> Home	<input type="checkbox"/> Home	1 2 3	
5	Time : : <input type="checkbox"/> am <input type="checkbox"/> pm	Time : : <input type="checkbox"/> am <input type="checkbox"/> pm	<input type="checkbox"/> Home	<input type="checkbox"/> Home	1 2 3	
6	Time : : <input type="checkbox"/> am <input type="checkbox"/> pm	Time : : <input type="checkbox"/> am <input type="checkbox"/> pm	<input type="checkbox"/> Home	<input type="checkbox"/> Home	1 2 3	
7	Time : : <input type="checkbox"/> am <input type="checkbox"/> pm	Time : : <input type="checkbox"/> am <input type="checkbox"/> pm	<input type="checkbox"/> Home	<input type="checkbox"/> Home	1 2 3	

**USE THIS SPACE FOR ANYTHING ELSE YOU WANT TO TELL US**

**Remember to complete your mileage chart**

are for entering details of each stage of your journey

Only fill in these columns if you used a CAR or OTHER MOTOR VEHICLE		Only fill in these columns if you used PUBLIC TRANSPORT					
H	I	J	K	L	M	N	O
How long did you spend travelling? (Minutes) <small>See Note H</small>	How many people travelled including you? <small>See Note I</small>	Which car or other motor vehicle did you use? <small>See Note J</small>	Were you the driver (D) or a passenger (P)? <small>See Note K</small>	How much did you pay for parking? <small>See Note L</small>	What type of ticket did you use? <small>See Note M</small>	How much did your ticket cost? <small>See Note N</small>	How many times did you board? <small>See Note O</small>
			<input type="checkbox"/> D <input type="checkbox"/> P	£ : : <input type="checkbox"/> NI		£ : : <input type="checkbox"/> NI	
			<input type="checkbox"/> D <input type="checkbox"/> P	£ : : <input type="checkbox"/> NI		£ : : <input type="checkbox"/> NI	
			<input type="checkbox"/> D <input type="checkbox"/> P	£ : : <input type="checkbox"/> NI		£ : : <input type="checkbox"/> NI	
			<input type="checkbox"/> D <input type="checkbox"/> P	£ : : <input type="checkbox"/> NI		£ : : <input type="checkbox"/> NI	
			<input type="checkbox"/> D <input type="checkbox"/> P	£ : : <input type="checkbox"/> NI		£ : : <input type="checkbox"/> NI	
			<input type="checkbox"/> D <input type="checkbox"/> P	£ : : <input type="checkbox"/> NI		£ : : <input type="checkbox"/> NI	
			<input type="checkbox"/> D <input type="checkbox"/> P	£ : : <input type="checkbox"/> NI		£ : : <input type="checkbox"/> NI	
			<input type="checkbox"/> D <input type="checkbox"/> P	£ : : <input type="checkbox"/> NI		£ : : <input type="checkbox"/> NI	
			<input type="checkbox"/> D <input type="checkbox"/> P	£ : : <input type="checkbox"/> NI		£ : : <input type="checkbox"/> NI	
			<input type="checkbox"/> D <input type="checkbox"/> P	£ : : <input type="checkbox"/> NI		£ : : <input type="checkbox"/> NI	
			<input type="checkbox"/> D <input type="checkbox"/> P	£ : : <input type="checkbox"/> NI		£ : : <input type="checkbox"/> NI	
			<input type="checkbox"/> D <input type="checkbox"/> P	£ : : <input type="checkbox"/> NI		£ : : <input type="checkbox"/> NI	
			<input type="checkbox"/> D <input type="checkbox"/> P	£ : : <input type="checkbox"/> NI		£ : : <input type="checkbox"/> NI	
			<input type="checkbox"/> D <input type="checkbox"/> P	£ : : <input type="checkbox"/> NI		£ : : <input type="checkbox"/> NI	
			<input type="checkbox"/> D <input type="checkbox"/> P	£ : : <input type="checkbox"/> NI		£ : : <input type="checkbox"/> NI	
			<input type="checkbox"/> D <input type="checkbox"/> P	£ : : <input type="checkbox"/> NI		£ : : <input type="checkbox"/> NI	
			<input type="checkbox"/> D <input type="checkbox"/> P	£ : : <input type="checkbox"/> NI		£ : : <input type="checkbox"/> NI	
			<input type="checkbox"/> D <input type="checkbox"/> P	£ : : <input type="checkbox"/> NI		£ : : <input type="checkbox"/> NI	
			<input type="checkbox"/> D <input type="checkbox"/> P	£ : : <input type="checkbox"/> NI		£ : : <input type="checkbox"/> NI	
			<input type="checkbox"/> D <input type="checkbox"/> P	£ : : <input type="checkbox"/> NI		£ : : <input type="checkbox"/> NI	
			<input type="checkbox"/> D <input type="checkbox"/> P	£ : : <input type="checkbox"/> NI		£ : : <input type="checkbox"/> NI	

**EXTRA JOURNEYS**  
If you made more than 7 journeys on this day please use the extra space towards the back of the booklet

# Day 7

**DAY 7** Mon Tues Wed Thur Fri Sat Sun

For help with filling in please unfold side flap for notes

On this day only, please include all walks (even walks under a mile)

**JOURNEYS** Please record each journey on a new row. Include very short ones and return journeys.

A	B	C	D	E	F	G
What was the purpose of your journey? <small>See Note A</small>	What time did you leave? <small>See Note B</small>	What time did you arrive? <small>See Note C</small>	Where did you start your journey? (Tick Home or give the name of the village, town or area) <small>See Note D</small>	Where did you go to? (Tick Home or give the name of the village, town or area) <small>See Note E</small>	What method of travel did you use for each stage of your journey? <small>See Note F</small>	How far did you travel? (Miles) <small>See Note G</small>
1	Time : : <input type="checkbox"/> am <input type="checkbox"/> pm	Time : : <input type="checkbox"/> am <input type="checkbox"/> pm	<input type="checkbox"/> Home	<input type="checkbox"/> Home	1	
					2	
					3	
					4	
2	Time : : <input type="checkbox"/> am <input type="checkbox"/> pm	Time : : <input type="checkbox"/> am <input type="checkbox"/> pm	<input type="checkbox"/> Home	<input type="checkbox"/> Home	1	
					2	
					3	
					4	
3	Time : : <input type="checkbox"/> am <input type="checkbox"/> pm	Time : : <input type="checkbox"/> am <input type="checkbox"/> pm	<input type="checkbox"/> Home	<input type="checkbox"/> Home	1	
					2	
					3	
					4	
4	Time : : <input type="checkbox"/> am <input type="checkbox"/> pm	Time : : <input type="checkbox"/> am <input type="checkbox"/> pm	<input type="checkbox"/> Home	<input type="checkbox"/> Home	1	
					2	
					3	
					4	

USE THIS SPACE FOR ANYTHING ELSE YOU WANT TO TELL US

Remember to complete your mileage chart

are for entering details of each stage of your journey

Only fill in these columns if you used a CAR or OTHER MOTOR VEHICLE		Only fill in these columns if you used PUBLIC TRANSPORT					
H	I	J	K	L	M	N	O
How long did you spend travelling? (Minutes) <small>See Note H</small>	How many people travelled including you? <small>See Note I</small>	Which car or other motor vehicle did you use? <small>See Note J</small>	Were you the driver (D) or a passenger (P)? <small>See Note K</small>	How much did you pay for parking? <small>See Note L</small>	What type of ticket did you use? <small>See Note M</small>	How much did your ticket cost? <small>See Note N</small>	How many times did you board? <small>See Note O</small>
			<input type="checkbox"/> D <input type="checkbox"/> P	£ : <input type="checkbox"/> NI		£ : <input type="checkbox"/> NI	
			<input type="checkbox"/> D <input type="checkbox"/> P	£ : <input type="checkbox"/> NI		£ : <input type="checkbox"/> NI	
			<input type="checkbox"/> D <input type="checkbox"/> P	£ : <input type="checkbox"/> NI		£ : <input type="checkbox"/> NI	
			<input type="checkbox"/> D <input type="checkbox"/> P	£ : <input type="checkbox"/> NI		£ : <input type="checkbox"/> NI	
			<input type="checkbox"/> D <input type="checkbox"/> P	£ : <input type="checkbox"/> NI		£ : <input type="checkbox"/> NI	
			<input type="checkbox"/> D <input type="checkbox"/> P	£ : <input type="checkbox"/> NI		£ : <input type="checkbox"/> NI	
			<input type="checkbox"/> D <input type="checkbox"/> P	£ : <input type="checkbox"/> NI		£ : <input type="checkbox"/> NI	
			<input type="checkbox"/> D <input type="checkbox"/> P	£ : <input type="checkbox"/> NI		£ : <input type="checkbox"/> NI	
			<input type="checkbox"/> D <input type="checkbox"/> P	£ : <input type="checkbox"/> NI		£ : <input type="checkbox"/> NI	
			<input type="checkbox"/> D <input type="checkbox"/> P	£ : <input type="checkbox"/> NI		£ : <input type="checkbox"/> NI	
			<input type="checkbox"/> D <input type="checkbox"/> P	£ : <input type="checkbox"/> NI		£ : <input type="checkbox"/> NI	
			<input type="checkbox"/> D <input type="checkbox"/> P	£ : <input type="checkbox"/> NI		£ : <input type="checkbox"/> NI	
			<input type="checkbox"/> D <input type="checkbox"/> P	£ : <input type="checkbox"/> NI		£ : <input type="checkbox"/> NI	
			<input type="checkbox"/> D <input type="checkbox"/> P	£ : <input type="checkbox"/> NI		£ : <input type="checkbox"/> NI	
			<input type="checkbox"/> D <input type="checkbox"/> P	£ : <input type="checkbox"/> NI		£ : <input type="checkbox"/> NI	
			<input type="checkbox"/> D <input type="checkbox"/> P	£ : <input type="checkbox"/> NI		£ : <input type="checkbox"/> NI	
			<input type="checkbox"/> D <input type="checkbox"/> P	£ : <input type="checkbox"/> NI		£ : <input type="checkbox"/> NI	

EXTRA JOURNEYS  
If you made more than 7 journeys on this day please use the extra space towards the back of the booklet





## NOTES

### A

What was the purpose of your journey?

Please give a simple description such as 'go to school', 'go home', 'go to cinema', 'go to friend's house' 'go to dentists' etc. If you are unsure, make a note and the interviewer will sort it out.

### B/C

What time did you leave/arrive?

Write in hours and minutes (e.g. 9.15). Please tick am or pm to show the time of day.

### D/E

Where did you start/go to? (Tick 'Home' or give the name of the village, town or area)

Please write down the name of the place where your journey started and finished. If this was a large town or city give the name of the area. If you went to a shopping centre or visitor attraction please tell us its name. Please be as precise as possible. If your journey started or finished at home, you only need to tick 'Home'.

### F

What method of travel did you use for each stage of your journey?

Use a different line for the method of travel you used at each stage of your journey (e.g. car, train, bus, bike). On days 1-6 only include walks of a mile or more (it takes approximately 20 minutes to walk a mile). On day 7 please include all walks.

### G

How far did you travel? (Miles)

Please give us the distance you travelled in miles or metres (e.g. 3 miles, 0.5 miles, 300 metres).

### H

How long did you spend travelling? (Minutes)

Please note the amount of time you spent travelling and do not include any time you spent waiting for public transport.

### I

How many people travelled including you?

Please write in the number of adults and children, including yourself, who set out together. Only include people who were with you for at least half the distance of your journey.

### J

Which car or other motor vehicle did you use?

Please tell us which vehicle was used if it belongs to your household (e.g. Toyota). If you travelled in someone else's vehicle, please tell us that (e.g. friend's car).

### K

What type of ticket did you use?

Write here the type of ticket you used. Tell us if it was a single, a return, a season ticket or a one day travelcard. If you were able to buy a ticket at a cheap rate please write this in too. If you used reduced or free tickets, or a concessionary pass that allows you to travel for free, please tell us. If you used an Oyster card please tell us whether it was a pre-pay or a season ticket.

### L

How much did your ticket cost?

Please tell us the amount you actually paid. If your journey was covered by a season ticket tick 'Nil'. If you bought a return ticket or travel card write the total amount next to the first journey you used it for.

### M

How many times did you board?

Write here the number of different trains or buses you used at each stage of your journey (e.g. if you used two separate buses enter '2').

## HOW TO FILL IN YOUR TRAVEL RECORD

For help with filling in please unfold side flap for notes

**JOURNEYS** Please record each journey on a new row. Include very short ones and return journeys. Include walks if 1 mile or more

**STAGES** These columns are for entering details of each stage of your journey

JOURNEYS					STAGES					Only fill in these columns if you used a CAR or OTHER MOTOR VEHICLE			Only fill in these columns if you used PUBLIC TRANSPORT		
A	B	C	D	E	F	G	H	I		J	K	L	M		
What was the purpose of your journey? <i>See Note A</i>	What time did you leave? <i>See Note B</i>	What time did you arrive? <i>See Note C</i>	Where did you start your journey? (Tick Home or give the name of the village, town or area) <i>See Note D</i>	Where did you go to? (Tick Home or give the name of the village, town or area) <i>See Note E</i>	What method of travel did you use for each stage of your journey? <i>See Note F</i>	How far did you travel? (Miles) <i>See Note G</i>	How long did you spend travelling? (Minutes) <i>See Note H</i>	How many people travelled including you? <i>See Note I</i>		Which car or other motor vehicle did you use? <i>See Note J</i>	What type of ticket did you use? <i>See Note K</i>	How much did your ticket cost? <i>See Note L</i>	How many times did you board? <i>See Note M</i>		
							Adults								
1	To School	Time: 8.15 <input checked="" type="checkbox"/> am <input type="checkbox"/> pm	Time: 8.30 <input checked="" type="checkbox"/> am <input type="checkbox"/> pm	<input checked="" type="checkbox"/> Home Keynsham	<input type="checkbox"/> Home Keynsham	1 Bus 1.5 2 3						£ : <input type="checkbox"/> Nil			
2	Go Home	Time: 3.30 <input type="checkbox"/> am <input checked="" type="checkbox"/> pm	Time: 3.50 <input type="checkbox"/> am <input checked="" type="checkbox"/> pm	<input type="checkbox"/> Home Keynsham	<input checked="" type="checkbox"/> Home	1 Bus 1.5 2 3						£ : <input type="checkbox"/> Nil			
3	To Friends	Time: 4.00 <input type="checkbox"/> am <input checked="" type="checkbox"/> pm	Time: 4.07 <input type="checkbox"/> am <input checked="" type="checkbox"/> pm	<input checked="" type="checkbox"/> Home Kingswood	<input type="checkbox"/> Home Kingswood	1 Car 1.2 2 3						£ : <input type="checkbox"/> Nil			
4	To Cinema	Time: 6.00 <input type="checkbox"/> am <input checked="" type="checkbox"/> pm	Time: 6.40 <input type="checkbox"/> am <input checked="" type="checkbox"/> pm	<input type="checkbox"/> Home Kingswood	<input type="checkbox"/> Home Bristol City Centre	1 Car 0.5 2 Train 5 3						£ : <input type="checkbox"/> Nil			
5	Go Home	Time: 9.00 <input type="checkbox"/> am <input checked="" type="checkbox"/> pm	Time: 9.45 <input type="checkbox"/> am <input checked="" type="checkbox"/> pm	<input type="checkbox"/> Home Bristol City Centre	<input checked="" type="checkbox"/> Home	1 Train 5 2 Car 1.5 3						£ : <input type="checkbox"/> Nil			
6		Time : <input type="checkbox"/> am <input type="checkbox"/> pm	Time : <input type="checkbox"/> am <input type="checkbox"/> pm	<input type="checkbox"/> Home	<input type="checkbox"/> Home	1 2 3						£ : <input type="checkbox"/> Nil			
7		Time : <input type="checkbox"/> am <input type="checkbox"/> pm	Time : <input type="checkbox"/> am <input type="checkbox"/> pm	<input type="checkbox"/> Home	<input type="checkbox"/> Home	1 2 3						£ : <input type="checkbox"/> Nil			

USE THIS SPACE FOR ANYTHING ELSE YOU WANT TO TELL US

# Day 1

**DAY 1** Mon Tues Wed Thur Fri Sat Sun

**For help with filling in please unfold side flap for notes**









**JOURNEYS** Please record each journey on a new row. Include very short ones and return journeys. Include walks if 1 mile or more

**STAGES** These columns are for entering details of each stage of your journey

A	B	C	D	E	F	G
What was the purpose of your journey? <small>See Note A</small>	What time did you leave? <small>See Note B</small>	What time did you arrive? <small>See Note C</small>	Where did you start your journey? (Tick Home or give the name of the village, town or area) <small>See Note D</small>	Where did you go to? (Tick Home or give the name of the village, town or area) <small>See Note E</small>	What method of travel did you use for each stage of your journey? <small>See Note F</small>	How far did you travel? (Miles) <small>See Note G</small>
1	Time : : <input type="checkbox"/> am <input type="checkbox"/> pm	Time : : <input type="checkbox"/> am <input type="checkbox"/> pm	<input type="checkbox"/> Home	<input type="checkbox"/> Home	1 2 3	
2	Time : : <input type="checkbox"/> am <input type="checkbox"/> pm	Time : : <input type="checkbox"/> am <input type="checkbox"/> pm	<input type="checkbox"/> Home	<input type="checkbox"/> Home	1 2 3	
3	Time : : <input type="checkbox"/> am <input type="checkbox"/> pm	Time : : <input type="checkbox"/> am <input type="checkbox"/> pm	<input type="checkbox"/> Home	<input type="checkbox"/> Home	1 2 3	
4	Time : : <input type="checkbox"/> am <input type="checkbox"/> pm	Time : : <input type="checkbox"/> am <input type="checkbox"/> pm	<input type="checkbox"/> Home	<input type="checkbox"/> Home	1 2 3	
5	Time : : <input type="checkbox"/> am <input type="checkbox"/> pm	Time : : <input type="checkbox"/> am <input type="checkbox"/> pm	<input type="checkbox"/> Home	<input type="checkbox"/> Home	1 2 3	
6	Time : : <input type="checkbox"/> am <input type="checkbox"/> pm	Time : : <input type="checkbox"/> am <input type="checkbox"/> pm	<input type="checkbox"/> Home	<input type="checkbox"/> Home	1 2 3	
7	Time : : <input type="checkbox"/> am <input type="checkbox"/> pm	Time : : <input type="checkbox"/> am <input type="checkbox"/> pm	<input type="checkbox"/> Home	<input type="checkbox"/> Home	1 2 3	

**USE THIS SPACE FOR ANYTHING ELSE YOU WANT TO TELL US**

**are for entering details of each stage of your journey**

TAXI   		Only fill in these columns if you used a CAR or OTHER MOTOR VEHICLE  	Only fill in these columns if you used PUBLIC TRANSPORT   			
H	I		J	K	L	M
How long did you spend travelling? (Minutes) <small>See Note H</small>	How many people travelled including you? <small>See Note I</small>		Which car or other motor vehicle did you use? <small>See Note J</small>	What type of ticket did you use? <small>See Note K</small>	How much did your ticket cost? <small>See Note L</small>	How many times did you board? <small>See Note M</small>
	Adults	Children			£ : <input type="checkbox"/> Nil	<input type="checkbox"/> Nil
					£ : <input type="checkbox"/> Nil	<input type="checkbox"/> Nil
					£ : <input type="checkbox"/> Nil	<input type="checkbox"/> Nil
					£ : <input type="checkbox"/> Nil	<input type="checkbox"/> Nil
					£ : <input type="checkbox"/> Nil	<input type="checkbox"/> Nil
					£ : <input type="checkbox"/> Nil	<input type="checkbox"/> Nil
					£ : <input type="checkbox"/> Nil	<input type="checkbox"/> Nil
					£ : <input type="checkbox"/> Nil	<input type="checkbox"/> Nil
					£ : <input type="checkbox"/> Nil	<input type="checkbox"/> Nil
					£ : <input type="checkbox"/> Nil	<input type="checkbox"/> Nil
					£ : <input type="checkbox"/> Nil	<input type="checkbox"/> Nil
					£ : <input type="checkbox"/> Nil	<input type="checkbox"/> Nil
					£ : <input type="checkbox"/> Nil	<input type="checkbox"/> Nil
					£ : <input type="checkbox"/> Nil	<input type="checkbox"/> Nil
					£ : <input type="checkbox"/> Nil	<input type="checkbox"/> Nil
					£ : <input type="checkbox"/> Nil	<input type="checkbox"/> Nil
					£ : <input type="checkbox"/> Nil	<input type="checkbox"/> Nil
					£ : <input type="checkbox"/> Nil	<input type="checkbox"/> Nil
					£ : <input type="checkbox"/> Nil	<input type="checkbox"/> Nil
					£ : <input type="checkbox"/> Nil	<input type="checkbox"/> Nil

**EXTRA JOURNEYS**  
If you made more than 7 journeys on this day please use the extra space towards the back of the booklet

# Day 7

**DAY 7** Mon Tues Wed Thur Fri Sat Sun

For help with filling in please unfold side flap for notes

On this day only, please include all walks (even walks under a mile)

**JOURNEYS** Please record each journey on a new row. Include very short ones and return journeys

A	B	C	D	E	F	G
What was the purpose of your journey? <small>See Note A</small>	What time did you leave? <small>See Note B</small>	What time did you arrive? <small>See Note C</small>	Where did you start your journey? (Tick Home or give the name of the village, town or area) <small>See Note D</small>	Where did you go to? (Tick Home or give the name of the village, town or area) <small>See Note E</small>	What method of travel did you use for each stage of your journey? <small>See Note F</small>	How far did you travel? (Miles) <small>See Note G</small>
1	Time : <input type="checkbox"/> am <input type="checkbox"/> pm	Time : <input type="checkbox"/> am <input type="checkbox"/> pm	<input type="checkbox"/> Home	<input type="checkbox"/> Home	1	
					2	
					3	
					4	
2	Time : <input type="checkbox"/> am <input type="checkbox"/> pm	Time : <input type="checkbox"/> am <input type="checkbox"/> pm	<input type="checkbox"/> Home	<input type="checkbox"/> Home	1	
					2	
					3	
					4	
3	Time : <input type="checkbox"/> am <input type="checkbox"/> pm	Time : <input type="checkbox"/> am <input type="checkbox"/> pm	<input type="checkbox"/> Home	<input type="checkbox"/> Home	1	
					2	
					3	
					4	
4	Time : <input type="checkbox"/> am <input type="checkbox"/> pm	Time : <input type="checkbox"/> am <input type="checkbox"/> pm	<input type="checkbox"/> Home	<input type="checkbox"/> Home	1	
					2	
					3	
					4	

USE THIS SPACE FOR ANYTHING ELSE YOU WANT TO TELL US

are for entering details of each stage of your journey

TAXI		BICYCLE		MOTOR VEHICLE		PUBLIC TRANSPORT		
H	I	J		K	L	M		
How long did you spend travelling? (Minutes) <small>See Note H</small>	How many people travelled including you? <small>See Note I</small>	Which car or other motor vehicle did you use? <small>See Note J</small>		What type of ticket did you use? <small>See Note K</small>	How much did your ticket cost? <small>See Note L</small>	How many times did you board? <small>See Note M</small>		
	Adults Children				£ : <input type="checkbox"/> Nil			
					£ : <input type="checkbox"/> Nil			
					£ : <input type="checkbox"/> Nil			
					£ : <input type="checkbox"/> Nil			
					£ : <input type="checkbox"/> Nil			
					£ : <input type="checkbox"/> Nil			
					£ : <input type="checkbox"/> Nil			
					£ : <input type="checkbox"/> Nil			
					£ : <input type="checkbox"/> Nil			
					£ : <input type="checkbox"/> Nil			
					£ : <input type="checkbox"/> Nil			
					£ : <input type="checkbox"/> Nil			
					£ : <input type="checkbox"/> Nil			
					£ : <input type="checkbox"/> Nil			
					£ : <input type="checkbox"/> Nil			

# Quarter two short walks experiment travel records – adults’ day 1 short walk record

NTS V4  
SW version

Department for Transport  
**NatCen**  
Social Research

Area              
Add  H  CL  P

In confidence

## National Travel Survey

Travel record of

Travel week

Start day	Finish day
Start date	Finish date

Please use **black** or **blue** ink if possible  
Thank you very much for your help

Your interviewer

will call again on

Day	Day
Date	Date
Time	Time

**NatCen**  
Social Research  
NatCen Social Research  
Kings House  
101-135 Kings Road  
Brentwood  
Essex CM14 4LX  
Telephone 0800 652 4568  
[www.natcen.ac.uk/nls](http://www.natcen.ac.uk/nls)  
<https://www.gov.uk/government/collections/national-travel-survey-statistics>

Printed on 100% recycled paper  
Information Classification Level 3 – Respondent – Confidential

Please see the notes on the reverse of this flap

A few points to remember when filling in the travel record:

1. We are interested in all types of transport; walks and bike journeys as well as cars and public transport.



2. Use a **new line for each journey** (e.g. go to work, go home). From column F use a **new line** for each **method of travel** you used for each **stage** of your journey (e.g. car, train, bus, walk).


3. On day 1 include **all walks**. On days 2-7 only include walks of a mile or more (it takes approximately 20 minutes to walk a mile).

4. Drivers: On days 1 and 7 please remember to enter your gauge readings on the Mileage Chart.

5. If you make more than 7 journeys there is space at the end of the record to write down extra journeys.

For help with filling in please unfold side flap for notes

Turn over for more journeys

 On this day only, please include all walks (even walks under a mile)

**JOURNEYS** Please record each journey on a new row. Include very short ones and return journeys.

STAGES These columns are for entering details of each stage of your journey					Only fill in these columns if you used a CAR or OTHER MOTOR VEHICLE			Only fill in these columns if you used PUBLIC TRANSPORT						
A	B	C	D	E	F	G	H	I	J	K	L	M	N	O
What was the purpose of your journey? <small>See Note A</small>	What time did you leave? <small>See Note B</small>	What time did you arrive? <small>See Note C</small>	Where did you start your journey? (Tick Home or give the name of the village, town or area) <small>See Note D</small>	Where did you go to? (Tick Home or give the name of the village, town or area) <small>See Note E</small>	What method of travel did you use for each stage of your journey? <small>See Note F</small>	How far did you travel? (Miles) <small>See Note G</small>	How long did you spend travelling? (Minutes) <small>See Note H</small>	How many people travelled including you? <small>See Note I</small>	Which car or other motor vehicle did you use? <small>See Note J</small>	Were you the driver (D) or a passenger (P)? <small>See Note K</small>	How much did you pay for parking? <small>See Note L</small>	What type of ticket did you use? <small>See Note M</small>	How much did your ticket cost? <small>See Note N</small>	How many times did you board? <small>See Note O</small>
1	Time : <input type="checkbox"/> am <input type="checkbox"/> pm	Time : <input type="checkbox"/> am <input type="checkbox"/> pm	<input type="checkbox"/> Home	<input type="checkbox"/> Home	1					<input type="checkbox"/> D <input type="checkbox"/> P	£ : <input type="checkbox"/> Nil		£ : <input type="checkbox"/> Nil	
					2					<input type="checkbox"/> D <input type="checkbox"/> P	£ : <input type="checkbox"/> Nil		£ : <input type="checkbox"/> Nil	
					3					<input type="checkbox"/> D <input type="checkbox"/> P	£ : <input type="checkbox"/> Nil		£ : <input type="checkbox"/> Nil	
					4					<input type="checkbox"/> D <input type="checkbox"/> P	£ : <input type="checkbox"/> Nil		£ : <input type="checkbox"/> Nil	
2	Time : <input type="checkbox"/> am <input type="checkbox"/> pm	Time : <input type="checkbox"/> am <input type="checkbox"/> pm	<input type="checkbox"/> Home	<input type="checkbox"/> Home	1					<input type="checkbox"/> D <input type="checkbox"/> P	£ : <input type="checkbox"/> Nil		£ : <input type="checkbox"/> Nil	
					2					<input type="checkbox"/> D <input type="checkbox"/> P	£ : <input type="checkbox"/> Nil		£ : <input type="checkbox"/> Nil	
					3					<input type="checkbox"/> D <input type="checkbox"/> P	£ : <input type="checkbox"/> Nil		£ : <input type="checkbox"/> Nil	
					4					<input type="checkbox"/> D <input type="checkbox"/> P	£ : <input type="checkbox"/> Nil		£ : <input type="checkbox"/> Nil	
3	Time : <input type="checkbox"/> am <input type="checkbox"/> pm	Time : <input type="checkbox"/> am <input type="checkbox"/> pm	<input type="checkbox"/> Home	<input type="checkbox"/> Home	1					<input type="checkbox"/> D <input type="checkbox"/> P	£ : <input type="checkbox"/> Nil		£ : <input type="checkbox"/> Nil	
					2					<input type="checkbox"/> D <input type="checkbox"/> P	£ : <input type="checkbox"/> Nil		£ : <input type="checkbox"/> Nil	
					3					<input type="checkbox"/> D <input type="checkbox"/> P	£ : <input type="checkbox"/> Nil		£ : <input type="checkbox"/> Nil	
					4					<input type="checkbox"/> D <input type="checkbox"/> P	£ : <input type="checkbox"/> Nil		£ : <input type="checkbox"/> Nil	
4	Time : <input type="checkbox"/> am <input type="checkbox"/> pm	Time : <input type="checkbox"/> am <input type="checkbox"/> pm	<input type="checkbox"/> Home	<input type="checkbox"/> Home	1					<input type="checkbox"/> D <input type="checkbox"/> P	£ : <input type="checkbox"/> Nil		£ : <input type="checkbox"/> Nil	
					2					<input type="checkbox"/> D <input type="checkbox"/> P	£ : <input type="checkbox"/> Nil		£ : <input type="checkbox"/> Nil	
					3					<input type="checkbox"/> D <input type="checkbox"/> P	£ : <input type="checkbox"/> Nil		£ : <input type="checkbox"/> Nil	
					4					<input type="checkbox"/> D <input type="checkbox"/> P	£ : <input type="checkbox"/> Nil		£ : <input type="checkbox"/> Nil	

USE THIS SPACE FOR ANYTHING ELSE YOU WANT TO TELL US

**Remember to complete your mileage chart**

For help with filling in please unfold side flap for notes

**STAGES** These columns are for entering details of each stage of your journey

**JOURNEYS** Please record each journey on a new row. Include very short ones and return journeys. Include walks if 1 mile or more

A What was the purpose of your journey? <small>See Note A</small>		B What time did you leave? <small>See Note B</small>		C What time did you arrive? <small>See Note C</small>		D Where did you start your journey? (Tick Home or give the name of the village, town or area) <small>See Note D</small>		E Where did you go to? (Tick Home or give the name of the village, town or area) <small>See Note E</small>		F What method of travel did you use for each stage of your journey? <small>See Note F</small>			G How far did you travel? (Miles) <small>See Note G</small>		H How long did you spend travelling? (Minutes) <small>See Note H</small>		I How many people travelled including you? <small>See Note I</small>		J Which car or other motor vehicle did you use? <small>See Note J</small>		K Were you the driver (D) or a passenger (P)? <small>See Note K</small>		L How much did you pay for parking? <small>See Note L</small>		M What type of ticket did you use? <small>See Note M</small>		N How much did your ticket cost? <small>See Note N</small>		O How many times did you board? <small>See Note O</small>						
1		Time : :	: :	Time : :	: :	<input type="checkbox"/> Home <input type="checkbox"/> am <input type="checkbox"/> pm	<input type="checkbox"/> am <input type="checkbox"/> pm			1										<input type="checkbox"/> D <input type="checkbox"/> P	£ : □ NI		£ : □ NI												
										2																									
										3																									
2		Time : :	: :	Time : :	: :	<input type="checkbox"/> Home <input type="checkbox"/> am <input type="checkbox"/> pm	<input type="checkbox"/> am <input type="checkbox"/> pm			1											<input type="checkbox"/> D <input type="checkbox"/> P	£ : □ NI		£ : □ NI											
										2																									
										3																									
3		Time : :	: :	Time : :	: :	<input type="checkbox"/> Home <input type="checkbox"/> am <input type="checkbox"/> pm	<input type="checkbox"/> am <input type="checkbox"/> pm			1											<input type="checkbox"/> D <input type="checkbox"/> P	£ : □ NI		£ : □ NI											
										2																									
										3																									
4		Time : :	: :	Time : :	: :	<input type="checkbox"/> Home <input type="checkbox"/> am <input type="checkbox"/> pm	<input type="checkbox"/> am <input type="checkbox"/> pm			1											<input type="checkbox"/> D <input type="checkbox"/> P	£ : □ NI		£ : □ NI											
										2																									
										3																									
5		Time : :	: :	Time : :	: :	<input type="checkbox"/> Home <input type="checkbox"/> am <input type="checkbox"/> pm	<input type="checkbox"/> am <input type="checkbox"/> pm			1											<input type="checkbox"/> D <input type="checkbox"/> P	£ : □ NI		£ : □ NI											
										2																									
										3																									
6		Time : :	: :	Time : :	: :	<input type="checkbox"/> Home <input type="checkbox"/> am <input type="checkbox"/> pm	<input type="checkbox"/> am <input type="checkbox"/> pm			1											<input type="checkbox"/> D <input type="checkbox"/> P	£ : □ NI		£ : □ NI											
										2																									
										3																									
7		Time : :	: :	Time : :	: :	<input type="checkbox"/> Home <input type="checkbox"/> am <input type="checkbox"/> pm	<input type="checkbox"/> am <input type="checkbox"/> pm			1											<input type="checkbox"/> D <input type="checkbox"/> P	£ : □ NI		£ : □ NI											
										2																									
										3																									

USE THIS SPACE FOR ANYTHING ELSE YOU WANT TO TELL US

**EXTRA JOURNEYS**  
If you made more than 7 journeys on this day please use the extra space towards the back of the booklet





**DAY 1** Mon Tues Wed Thur Fri Sat Sun

Turn over for more journeys

For help with filling in please unfold side flap for notes

On this day only, please include all walks (even walks under a mile)

**JOURNEYS** Please record each journey on a new row. Include very short ones and return journeys

A What was the purpose of your journey? <small>See Note A</small>	B What time did you leave? <small>See Note B</small> Time : : <input type="checkbox"/> am <input type="checkbox"/> pm	C What time did you arrive? <small>See Note C</small> Time : : <input type="checkbox"/> am <input type="checkbox"/> pm	D Where did you start your journey? (Tick Home or give the name of the village, town or area) <small>See Note D</small>	E Where did you go to? (Tick Home or give the name of the village, town or area) <small>See Note E</small>	
<b>1</b>			<input type="checkbox"/> Home	<input type="checkbox"/> Home	
<b>2</b>			<input type="checkbox"/> Home	<input type="checkbox"/> Home	
<b>3</b>			<input type="checkbox"/> Home	<input type="checkbox"/> Home	
<b>4</b>			<input type="checkbox"/> Home	<input type="checkbox"/> Home	

**STAGES** These columns are for entering details of each stage of your journey

		<small>Only fill in these columns if you used a CAR or OTHER MOTOR VEHICLE</small>		<small>Only fill in these columns if you used PUBLIC TRANSPORT</small>		
F What method of travel did you use for each stage of your journey? <small>See Note F</small>	G How far did you travel? (Miles) <small>See Note G</small>	H How long did you spend travelling? (Minutes) <small>See Note H</small>	I How many people travelled including you? <small>See Note I</small>		J Which car or other motor vehicle did you use? <small>See Note J</small>	
				K What type of ticket did you use? <small>See Note K</small>	L How much did your ticket cost? <small>See Note L</small>	
				M How many times did you board? <small>See Note M</small>		
		Adults	Children			
<b>1</b>					£ : <input type="checkbox"/> Nil	
<b>2</b>					£ : <input type="checkbox"/> Nil	
<b>3</b>					£ : <input type="checkbox"/> Nil	
<b>4</b>					£ : <input type="checkbox"/> Nil	

USE THIS SPACE FOR ANYTHING ELSE YOU WANT TO TELL US

**DAY 7** Mon Tues Wed Thur Fri Sat Sun

For help with filling in please unfold side flap for notes

**JOURNEYS** Please record each journey on a new row. Include very short ones and return journeys. Include walks if 1 mile or more

A What was the purpose of your journey? <i>See Note A</i>	B What time did you leave? <i>See Note B</i>	C What time did you arrive? <i>See Note C</i>	D Where did you start your journey? (Tick Home or give the name of the village, town or area) <i>See Note D</i>	E Where did you go to? (Tick Home or give the name of the village, town or area) <i>See Note E</i>
1	Time : : <input type="checkbox"/> am <input type="checkbox"/> pm	Time : : <input type="checkbox"/> am <input type="checkbox"/> pm	<input type="checkbox"/> Home	<input type="checkbox"/> Home
2	Time : : <input type="checkbox"/> am <input type="checkbox"/> pm	Time : : <input type="checkbox"/> am <input type="checkbox"/> pm	<input type="checkbox"/> Home	<input type="checkbox"/> Home
3	Time : : <input type="checkbox"/> am <input type="checkbox"/> pm	Time : : <input type="checkbox"/> am <input type="checkbox"/> pm	<input type="checkbox"/> Home	<input type="checkbox"/> Home
4	Time : : <input type="checkbox"/> am <input type="checkbox"/> pm	Time : : <input type="checkbox"/> am <input type="checkbox"/> pm	<input type="checkbox"/> Home	<input type="checkbox"/> Home
5	Time : : <input type="checkbox"/> am <input type="checkbox"/> pm	Time : : <input type="checkbox"/> am <input type="checkbox"/> pm	<input type="checkbox"/> Home	<input type="checkbox"/> Home
6	Time : : <input type="checkbox"/> am <input type="checkbox"/> pm	Time : : <input type="checkbox"/> am <input type="checkbox"/> pm	<input type="checkbox"/> Home	<input type="checkbox"/> Home
7	Time : : <input type="checkbox"/> am <input type="checkbox"/> pm	Time : : <input type="checkbox"/> am <input type="checkbox"/> pm	<input type="checkbox"/> Home	<input type="checkbox"/> Home


**STAGES** These columns are for entering details of each stage of your journey

					Only fill in these columns if you used a <b>CAR</b> or <b>OTHER MOTOR VEHICLE</b>		Only fill in these columns if you used <b>PUBLIC TRANSPORT</b>		
F What method of travel did you use for each stage of your journey? <i>See Note F</i>	G How far did you travel? (Miles) <i>See Note G</i>	H How long did you spend travelling? (Minutes) <i>See Note H</i>	I How many people travelled including you? <i>See Note I</i>		J Which car or other motor vehicle did you use? <i>See Note J</i>	K What type of ticket did you use? <i>See Note K</i>	L How much did your ticket cost? <i>See Note L</i>	M How many times did you board? <i>See Note M</i>	
			Adults	Children					
1							£ : <input type="checkbox"/> Nil		
2							£ : <input type="checkbox"/> Nil		
3							£ : <input type="checkbox"/> Nil		
1							£ : <input type="checkbox"/> Nil		
2							£ : <input type="checkbox"/> Nil		
3							£ : <input type="checkbox"/> Nil		
1							£ : <input type="checkbox"/> Nil		
2							£ : <input type="checkbox"/> Nil		
3							£ : <input type="checkbox"/> Nil		
1							£ : <input type="checkbox"/> Nil		
2							£ : <input type="checkbox"/> Nil		
3							£ : <input type="checkbox"/> Nil		
1							£ : <input type="checkbox"/> Nil		
2							£ : <input type="checkbox"/> Nil		
3							£ : <input type="checkbox"/> Nil		
1							£ : <input type="checkbox"/> Nil		
2							£ : <input type="checkbox"/> Nil		
3							£ : <input type="checkbox"/> Nil		

USE THIS SPACE FOR ANYTHING ELSE YOU WANT TO TELL US

**EXTRA JOURNEYS**  
If you made more than 7 journeys on this day please use the extra space towards the back of the booklet

## Appendix F. Memory joggers

NTS V3	 <b>NatCen</b> Social Research that works for society
<p>Area <input type="text"/></p> <p>Address <input type="text"/></p> <p>Household <input type="text"/></p> <p>Per. No. <input type="text"/></p> <div data-bbox="231 882 740 1061"><p><b>NatCen Social Research</b> Kings House 101-135 Kings Road Brentwood Essex CM14 4LX 01277 200600 or 0800 652 4568 <a href="http://www.natcen.ac.uk/nts">www.natcen.ac.uk/nts</a> <a href="http://www.gov.uk/government/collections/national-travel-survey-statistics">www.gov.uk/government/collections/national-travel-survey-statistics</a></p><p><b>NatCen</b> Social Research</p></div> <p data-bbox="231 1070 654 1133">A Company Limited by Guarantee Registered in England No. 4392418 A Charity In England and Wales (1091768) and Scotland (SC038454) Information Classification Level 3 – Respondent – Confidential</p>	<h1 data-bbox="850 524 1299 674">National Travel Survey</h1> <p data-bbox="850 853 991 875">In confidence</p> <p data-bbox="850 931 1054 954">MEMORY JOGGER OF <input type="text"/></p> <p data-bbox="850 999 951 1021">START Day <input type="text"/></p> <p data-bbox="850 1066 951 1088">FINISH Day <input type="text"/></p>
<b>Thank you very much</b>	

### Day 1

MON TUE WED THU FRI SAT SUN

Include all journeys by transport (bus, train, car, bike etc). Include walks of 1 mile or more.

Where did you go and purpose of your journey? When did you leave? When did you arrive?

	am	pm	am	pm	am	pm	am	pm	am	pm	am	pm

### Day 1

How far? Any other information? e.g. details of tickets and costs (excluding petrol)



### Day 7

MON TUE WED THU FRI SAT SUN

On this last day include ALL WALKS (even if they are less than 1 mile) as well as other journeys you do.


Where did you go and purpose of your journey? When did you leave? When did you arrive?

	am	pm	am	pm	am	pm	am	pm	am	pm	am	pm

### Day 7

How far? Any other information? e.g. details of tickets and costs (excluding petrol)

# Quarter two short walks experiment memory joggers

NTS V1		 Department for Transport		<b>NatCen</b> Social Research that works for society	
Area	<input type="text"/>	<input type="text"/>	<input type="text"/>	<input type="text"/>	<input type="text"/>
Address	<input type="text"/>	<input type="text"/>	<input type="text"/>	<input type="text"/>	<input type="text"/>
Household	<input type="text"/>	<input type="text"/>	<input type="text"/>	<input type="text"/>	<input type="text"/>
Per. No.	<input type="text"/>	<input type="text"/>	<input type="text"/>	<input type="text"/>	<input type="text"/>
<p><b>NatCen Social Research</b> Kings House 101-135 Kings Road Brentwood Essex CM14 4LX 01277 200600 or 0800 652 4568 <a href="http://www.natcen.ac.uk/nts">www.natcen.ac.uk/nts</a> <a href="http://www.gov.uk/government/organisations/department-for-transport/series/national-travel-survey-statistics">www.gov.uk/government/organisations/department-for-transport/series/national-travel-survey-statistics</a></p> <p><b>NatCen</b> Social Research</p> <p><small>A Company Limited by Guarantee Registered in England No. 4392418 A Charity In England and Wales (1091768) and Scotland (SC038454) Information Classification Level 3 – Respondent – Confidential</small></p>					
In confidence				MEMORY JOGGER OF <input type="text"/>	
				START Day <input type="text"/>	
				FINISH Day <input type="text"/>	
<b>Thank you very much</b>				Day1SW	

**Day 1**      MON TUE WED THU FRI SAT SUN

Include all journeys by transport (bus, train, car, bike etc). On this first day include ALL WALKS (even if they are less than 1 mile)

Where did you go and purpose of your journey?	When did you leave?	When did you arrive?
	am pm	am pm
	am pm	am pm
	am pm	am pm
	am pm	am pm
	am pm	am pm
	am pm	am pm
	am pm	am pm
	am pm	am pm
	am pm	am pm
	am pm	am pm
	am pm	am pm
	am pm	am pm
	am pm	am pm
	am pm	am pm
	am pm	am pm

**Day 1**

How far?	Any other information? e.g. details of tickets and costs (excluding petrol)

**Day 7**      MON TUE WED THU FRI SAT SUN

Include all journeys by transport (bus, train, car, bike etc).  
Include walks of 1 mile or more.

Where did you go and purpose of your journey?	When did you leave?	When did you arrive?
	am pm	am pm
	am pm	am pm
	am pm	am pm
	am pm	am pm
	am pm	am pm
	am pm	am pm
	am pm	am pm
	am pm	am pm
	am pm	am pm
	am pm	am pm
	am pm	am pm
	am pm	am pm
	am pm	am pm
	am pm	am pm
	am pm	am pm

**Day 7**

How far?	Any other information? e.g. details of tickets and costs (excluding petrol)

## Appendix G. Mileage chart

**NatCen**  
Social Research

Area  Add  Hhld  Veh

### National Travel Survey – Mileage Chart

Please record your milometer reading at the start and end of your travel record week.

<b>Vehicle make and model</b>	<input type="text"/>
-------------------------------	----------------------

<b>Start date</b>	MILOMETER _____ Miles/Kilometres (delete one)
Day _____ <input type="text"/> / <input type="text"/> / <input type="text"/> <i>e.g. Wed 05/06/2015</i>	

<b>End date</b>	MILOMETER _____ Miles/Kilometres (delete one)
Day _____ <input type="text"/> / <input type="text"/> / <input type="text"/> <i>e.g. Tues 11/06/2015</i>	

Please complete the following, where possible, if you were unable to provide the information at the time of the interview:

Reg year	<input type="text"/>	Reg month	<input type="text"/>
Vehicle engine size	(1 litre = 1,000 cc) <input type="text"/>		

National Centre for Social Research, Kings House, 101-135 Kings Road, Brentwood, Essex, CM14 4LX

Information Classification Level 3 – Respondent – Confidential

NTS V6

---

## Appendix H. Show cards

QTHComp.EthGroup

### Show Card 1e

#### **White**

1. English/ Welsh/ Scottish/ Northern Irish/ British
2. Irish
3. Gypsy or Irish Traveller
4. Another White background (Please describe)

#### **Mixed**

5. White and Black Caribbean
6. White and Black African
7. White and Asian
8. Any other Mixed / multiple ethnic background (Please describe)

#### **Asian or Asian British**

9. Indian
10. Pakistani
11. Bangladeshi
12. Chinese
13. Any other Asian background (Please describe)

#### **Black or Black British**

14. African
15. Caribbean
16. Any other Black/ African/ Caribbean background (Please describe)

#### **Other ethnic groups**

17. Arab
18. Any other ethnic group (Please describe)



---

QTenure.Ten1

Show Card 2

1. Own outright
2. Buying it with the help of a mortgage or loan
3. Part own and part rent (shared ownership)
4. Rent it (includes all those who are on Housing Benefit or Local Housing Allowance)
5. Live here rent-free (including rent-free in relative's/friend's property, excluding squatting)
6. Squatting

---

QHDSHop.OrderN

Show Card 3

1. Food and drink (not including take away meals)
2. Clothes or footwear
3. Books / CDs / DVDs / software
4. Furniture
5. Soft furnishings / bedding
6. Electrical appliances or items (e.g. computer / fridge / TV / kettle)
7. Holiday/travel tickets
8. Any other tickets (not for travel)
9. Plants / bulbs / flowers / seeds
10. Health goods and toiletries
11. DIY / garden equipment
12. Anything else
13. None of these

QHDSHop.Deliv

Show Card 4

1. 3 or more times a week
2. Once or twice a week
3. Less than that but more than twice a month
4. Once or twice a month
5. Less than that but more than twice a year
6. Once or twice a year
7. Less than once a year

---

QHDSshop.Fdshp  
Show Card 5

1. Go to shops / market in person
2. Someone else goes to shops for me (e.g. friend, relative, carer)
3. Order online for home delivery
4. Order by phone for home delivery
5. Order by post for home delivery
96. Other

QHDSshop.FdFreq  
Show Card 6

1. 3 or more times a week
2. Once or twice a week
3. Less than that but more than twice a month
4. Once or twice a month
5. Less than that but more than twice a year
6. Once or twice a year
7. Less than that or never

QAttitud.SatServ  
Show Card 7

1. Very satisfied
2. Fairly satisfied
3. Neither satisfied nor dissatisfied
4. Fairly dissatisfied
6. Very dissatisfied
7. Do not use

---

QAttitud.ReliaBus  
Show Card 8

1. Very reliable
2. Fairly reliable
3. Neither reliable nor unreliable
4. Fairly unreliable
5. Very unreliable
6. No local service
7. Do not use
8. No opinion / Don't know

QAttitud.FrqBus  
Show Card 9

1. Very frequent
2. Fairly frequent
3. Neither frequent nor infrequent
4. Fairly infrequent
5. Very infrequent
6. No local service
7. Do not use
8. No opinion / Don't know

---

QAttitud.ClosRail

Show Card 10

1. National or local rail
2. London Underground
3. Metro
4. Light rail
5. Tram
6. National rail and London Underground / metro / light rail / tram station in the same place

QAttitud.TrainSat

Show Card 11

1. Very satisfied
2. Fairly satisfied
3. Neither satisfied nor dissatisfied
4. Fairly dissatisfied
5. Very dissatisfied
7. Do not use

QAttitud.RelMetro

Show Card 12

1. Very reliable
2. Fairly reliable
3. Neither reliable nor unreliable
4. Fairly unreliable
5. Very unreliable
6. No local service
7. Do not use
8. No opinion / Don't know

---

QAttitud.FrqMetro  
Show Card 13

1. Very frequent
2. Fairly frequent
3. Neither frequent nor infrequent
4. Fairly infrequent
5. Very infrequent
6. No local service
7. Do not use
8. No opinion / Don't know

QAttitud.Cyclane  
Show Card 14

1. Very good
2. Fairly good
3. Neither good nor poor
4. Fairly poor
5. Very poor
6. No local cycle lanes
7. Do not use
8. No opinion / Don't know

---

QAttitud.Pavement

Show Card 15

1. Very good
2. Fairly good
3. Neither good nor poor
4. Fairly poor
5. Very poor
6. Not many pavements in the area
7. Do not use
8. No opinion / Don't know

QTChTrav.NotAlw1

Show Card 16

1. Traffic danger
2. Child might get lost / doesn't know the way
3. Child might not arrive (on time)
4. Fear of assault / molestation by an adult
5. Fear of bullying by other children
6. School too far away
7. Convenient to accompany child
97. Other reason (please say what)

---

QVehNum.UseVcl, QHVehTab.TypeVcl2

Show Card 17

1. Four-wheel car (includes Multi-Purpose Vehicles and people carriers)
2. Four-wheel drive passenger vehicle (e.g. Landrover, Jeep or similar)
3. Three-wheel car
4. Minibus, motor caravan, dormobile etc.
5. Light van (no side windows behind driver, includes pick ups and car based vans)
6. Some other type of van or lorry
7. Motorcycle with sidecar / scooter with sidecar
8. Motorcycle / scooter
9. Moped
10. Some other motor vehicle (SPECIFY)

QTDIsab.Whlaid

Show Card 18

1. Powered wheelchair
2. Manual wheelchair
3. Powered mobility scooter
4. Walking sticks
96. Other walking aid



---

QTDIsab.PowWhuse

Show Card 19

1. 3 or more times a week
2. Once or twice a week
3. Less than that but more than twice a month
4. Once or twice a month
5. Less than that but more than twice a year
6. Once or twice a year
7. Less than that or never

QTDIsab.SpecTr, SpecUs

Show Card 20

1. Dial-a-ride service
2. Supermarket bus
3. Hospital car or service
4. Day centre car or service
5. Shared taxi scheme
6. Taxi voucher scheme
7. Post bus
8. Community owned minibus
97. Other special service (please say what)

---

QTMethod.Privcar, OrdBus, Coach, Train, TaxiCab, Plane, Walk

Show Card 21

1. 3 or more times a week
2. Once or twice a week
3. Less than that but more than twice a month
4. Once or twice a month
5. Less than that but more than twice a year
6. Once or twice a year
7. Less than that or never

QTCycle.Bicycle

Show Card 22

1. 3 or more times a week
2. Once or twice a week
3. Less than that but more than twice a month
4. Once or twice a month
5. Less than that but more than twice a year
6. Once or twice a year

QTCycle.CycRoute

Show Card 23

1. Mainly on the road
2. Mainly on pavements, cycle paths or cycle lanes that were not part of a road
3. Mainly off the road in parks, open country or private land
4. On a variety of different surfaces

1. Got a car / learnt to drive
2. Easier / quicker to go by car
3. Lack of time / too busy
4. General lack of interest / motivation
5. Too much traffic / traffic too fast
6. Drivers attitudes towards cyclists
7. Poorly maintained road surfaces
8. Poor street lighting
9. Road safety concerns
10. Personal security concerns
11. Lack of cycle routes
12. Nowhere safe to leave the bicycle at destination
13. Switched to public transport
14. Ill-health reasons
15. Too old
16. The weather
17. Bike broken / don't own a bike
18. Cycle enough already
96. Other (please specify)

Show Card 25A

1. Family and friends can drive me when necessary
2. Other forms of transport available
3. Cost of learning to drive
4. Cost of insurance
5. Cost of buying a car
6. Other general motoring costs
7. Environmental reasons
8. Safety concerns/Nervous about driving
9. Physical difficulties/disabilities/health problems
10. Too old
11. Too busy to learn
12. Put off by theory/practical driving test
13. Not interested in driving
14. Busy congested roads
96. Other

Show Card 25B

1. Busy congested roads
2. Not interested in driving
3. Put off by theory/practical driving test
4. Too busy to learn
5. Too old
6. Physical difficulties/disabilities/health problems
7. Safety concerns/Nervous about driving
8. Environmental reasons
9. Other general motoring costs
10. Cost of buying a car
11. Cost of insurance
12. Cost of learning to drive
13. Other forms of transport available
14. Family or friends can drive me when necessary
96. Other

Show Card 26

1. Within the next month
2. Within the next three months
3. Within the next six months
4. Within the next year
5. Within the next two years
6. Longer than that

---

QTDrLic.CarClubF  
Show Card 27

1. 3 or more times a week
2. Once or twice a week
3. Less than that but more than twice a month
4. Once or twice a month
5. Less than that but more than twice a year
6. Once or twice a year
7. Less than that or never

QTILO.HowLong  
Show Card 28

1. Not yet started
2. Less than 1 month
3. 1 month or more but less than 3 months
4. 3 months or more but less than 6 months
5. 6 months or more but less than 12 months
6. 12 months or more

Show Card 29

- Earned income / Salary
- Income from self employment
- Pension (state, private or from former employer)
- Pension Credit (formerly Minimum Income Guarantee)
- Child Benefit
- Working Tax Credit (formerly Disabled Persons or Working Families Tax Credit)
- Child Tax Credit
- Disability Living Allowance
- Other state benefits e.g.
  - Jobseeker's Allowance
  - Income Support
  - Housing Benefit
  - Council Tax Benefit
  - Incapacity Benefit (formerly NI Sickness / Invalidity Benefit)
  - Maternity Allowance / Statutory Maternity Pay
  - Attendance Allowance
  - Carers Allowance (formerly Invalid Care Allowance)
  - Widow / Widowers' / Bereavement Benefits
  - Universal Credit
- Interest from savings, building society, investments etc.
- Other regular allowances (e.g. maintenance from former partner, annuity, student grant, bursaries, scholarships etc)
- Other sources

Show Card 27

	<u>Per Week</u>	<u>Per Month</u>	<u>Per Year</u>
J.	Less than £19	Less than £83	Less than £1,000
Q.	£19 to £38	£84 to £167	£1,000 to £1,999
U.	£39 to £57	£168 to £250	£2,000 to £2,999
A.	£58 to £76	£251 to £333	£3,000 to £3,999
H.	£77 to £95	£334 to £417	£4,000 to £4,999
N.	£96 to £115	£418 to £500	£5,000 to £5,999
L.	£116 to £134	£501 to £583	£6,000 to £6,999
V.	£135 to £153	£584 to £667	£7,000 to £7,999
C.	£154 to £172	£668 to £750	£8,000 to £8,999
S.	£173 to £191	£751 to £833	£9,000 to £9,999
W.	£192 to £239	£834 to £1,042	£10,000 to £12,499
D.	£240 to £287	£1,043 to £1,250	£12,500 to £14,999
R.	£288 to £335	£1,251 to £1,458	£15,000 to £17,499
E.	£336 to £383	£1,459 to £1,667	£17,500 to £19,999
T.	£384 to £479	£1,668 to £2,083	£20,000 to £24,999
B.	£480 to £575	£2,084 to £2,500	£25,000 to £29,999
F.	£576 to £671	£2,501 to £2,917	£30,000 to £34,999
G.	£672 to £767	£2,918 to £3,333	£35,000 to £39,999
I.	£768 to £959	£3,334 to £4,167	£40,000 to £49,999
P.	£960 to £1,150	£4,168 to £5,000	£50,000 to £59,999
O.	£1,151 to £1,342	£ 5,001 to £5,833	£60,000 to £69, 999
M.	£1,343 to £1,439	£5,834 to £6,250	£70,000 to £74, 999
Z.	£1,440 to £1,920	£6,251 to £8,333	£75,000 to £99,999
X.	£1,921 to £2,399	£8,334 to £10,416	£100,000 to £124,999
Y.	£2,400 to £2,879	£10,417 to £12,500	£125,000 to £149,999
K.	£2,880 or more	£12,501 or more	£150,000 or more



---

QTwrkMeth.WkRoad

Show Card 31

1. Motorway
2. Dual carriageway
3. Other major roads (other A roads)
4. Local road in a city or town (including B roads)
5. Local road outside a city or town (including B roads)
6. Other

QTwrkMeth.QTwrkHome.Ofthome

Show Card 32

1. 3 or more times a week
2. Once or twice a week
3. Less than that but more than twice a month
4. Once or twice a month
5. Less than that but more than twice a year
6. Once or twice a year
7. Less than that or never

---

QTwrkMeth.ParkWrk

Show Card 33

1. On the street
2. On a driveway
3. In a garage
4. In a park-and-ride car park
5. In another public car park
6. In a firm / work's car park
7. In another private car park

QTwrkhome.WkTech

Show Card 34

1. Telephone or mobile phone
2. PC, laptop or PDA
3. Printer
4. Internet – broadband access
5. Internet – dial-up access
6. Remote access to your employers / office network
7. Fax
8. None of these

QTwrkDiff.Carseas

Show Card 35

1. Very easy
2. Fairly easy
3. Neither easy nor difficult
4. Quite difficult
5. Very difficult

---

QTDemTr.OthDiffN

Show Card 36

1. Travelling to the doctors surgery
2. Travelling to the hospital
3. Visiting friends / relatives at their home
4. Travelling to other social activities, including taking children
5. Taking the children to school
6. Travelling to school / college / university
7. Travelling for any other reason (please say what)
8. No difficulties with any of these

QTAccid.Injury

Show Card 37

1. Minor bruising or minor cuts
2. Severe cuts
3. Sprains
4. Whiplash
5. Fracture / broken bones
6. Concussion
7. Internal injuries
8. Burns
9. Crushing
10. Slight shock
11. Severe shock (required hospital treatment)
97. Other (Please specify)

---

QTAccid.Medical

Show Card 38

1. No – no medical attention received
2. Yes – first aid at roadside
3. Yes – at GP surgery
4. Yes – at a minor injuries / accidents unit
5. Yes – at Accident and Emergency
6. Yes – as an inpatient in hospital (at least one night spent on a hospital ward)
97. Yes – other (Please specify)

QTAccid.OthVeh

Show Card 39

1. No, no other vehicles / pedestrians were involved
2. Yes, a car
3. Yes, a bicycle
4. Yes, a motor cycle
5. Yes, a pedestrian
97. Yes, another type of vehicle

QTAccid.Police

Show Card 40

1. Yes – they attended because I called them
2. Yes – they attended as a result of someone else calling them
3. Yes – they were there when it happened / they drove past just after the accident occurred
4. No

---

QTicFix.QNOTIC.StckT

Show Card 41

1. Season ticket
2. Area travel card
3. Combined season ticket / area travel card
4. Railcard (e.g. family, young person's, senior citizen's, Network Card)
5. Employee's special pass
6. Other Non-Concessionary Ticket
7. Passes for older people
8. Scholar's pass
9. Disabled person's pass
10. Subsidised travel tokens
11. Any other special ticket or pass

QTicFix.QTicket.YrNum

Show Card 42

1. More than 12 times per year / once a month
2. Up to 12 times per year / once a month
3. Three or four times a year
4. Once or twice a year
5. Less than once a year or never

---

QVehInt.FuelTyp  
Show Card 43

1. Petrol
2. Diesel
3. Electric / Battery only
4. Hybrid
5. Plug-in hybrid
6. Liquefied Petroleum Gas (LPG)
7. Bi-fuel (combination of two fuels)
97. Other (SPECIFY)

QTVMake.SimReg, WhatNum, Letter  
Show Card 44

1. [AB12](#) CDE
2. [A123](#) CDE, [A12](#) BCD, [A1](#) BCD
3. [ABC 123D](#), [ABC 12D](#), [ABC 1A](#)
3. None of these

QTVMake.Lookreg/RegYear/RegMo  
Show Card 45

**Vehicle Registration Letter denoting Year**

Use at LOOKREG / RegYear / RegMon in Vehicle Section

**Letter after number**

	Jan to July	Aug to Dec		Jan to July	Aug to Dec
1963.....	A	A	1973.....	L	M
1964.....	B	B	1974.....	M	N
1965.....	C	C	1975.....	N	P
1966.....	D	D	1976.....	P	R
1967.....	E	F	1977.....	R	S
1968.....	F	G	1978.....	S	T
1969.....	G	H	1979.....	T	V

1970.....	H	J	1980.....	V	W
1971.....	J	K	1981.....	W	X
1972.....	K	L	1982.....	X	Y
			1983.....	Y	

Letter before number

	Jan to July	Aug to Dec		Jan to July	Aug to Dec
1983.....		A	1991.....	H	J
1984.....	A	B	1992.....	J	K
1985.....	B	C	1993.....	K	L
1986.....	C	D	1994.....	L	M
1987.....	D	E	1995.....	M	N
1988.....	E	F	1996.....	N	P
1989.....	F	G	1997.....	P	R
1990.....	G	H	1998.....	R	

Biannual change (letter before number) (\* Aug to Dec)

	Jan to Feb	March to Aug	Sep to Dec
1998.....			S *
1999.....	S	T	V
2000.....	V	W	X
2001.....	X	Y	

Biannual change (age identifier)

	Jan to Feb	March to Aug	Sep to Dec
2001.....			51
2002.....	51	02	52
2003.....	52	03	53
2004.....	53	04	54
2005.....	54	05	55
2006.....	55	06	56
2007.....	56	07	57
2008.....	57	08	58
2009.....	58	09	59
2010.....	59	10	60
2011.....	60	11	61
2012.....	61	12	62
2013.....	62	13	63
2014.....	63	14	64

---

QTEngFTS.BenSize

Show Card 46

1. Up to 50cc
2. 51 to 125cc
3. 126 to 250cc
4. 251 to 700cc
5. 701 to 1000cc (0.7 to 1 litre)
6. 1001 to 1300cc (1.0 to 1.3 litres)
7. 1301 to 1400cc (1.3 to 1.4 litres)
8. 1401 to 1500cc (1.4 to 1.5 litres)
9. 1501 to 1800cc (1.5 to 1.8 litres)
10. 1801 to 2000cc (1.8 to 2.0 litres)
11. 2001 to 2500cc (2.0 to 2.5 litres)
12. 2501 to 3000cc (2.5 to 3.0 litres)
13. 3001cc and over (3 litres and over)

QTMileag.BAnMiles

Show Card 47

1. 0 – 499 miles
2. 500 – 999 miles
3. 1,000 – 1,999 miles
4. 2,000 – 2,999 miles
5. 3,000 – 3,999 miles
6. 4,000 – 4,999 miles
7. 5,000 – 6,999 miles
8. 7,000 – 8,999 miles
9. 9,000 – 11,999 miles
10. 12,000 – 14,999 miles
11. 15,000 – 17,999 miles
12. 18,000 – 20,999 miles
13. 21,000 – 29,999 miles
14. 30,000 miles and over



---

Show Card AA

1. Season ticket
2. Area travel card
3. Combined season ticket / area travel card
4. Railcard (e.g. family, young person's, senior citizen's, Network Card)
5. Employee's special pass
6. Passes for older people
7. Scholar's pass
8. Disabled person's pass
9. Subsidised travel tokens
97. Any other special ticket or pass

## Appendix I. 'Where do you work' lookup table

	WkUrbCd	WorkPI1
Aberdeen	1	5 minutes walk of Union Street
Birmingham	2	15 minutes walk of New Street
Blackpool	3	5 minutes walk of the Tower
Bolton	4	5 minutes walk of Town Hall (Victoria Square)
Bournemouth	5	5 minutes walk of The Square
Bradford	6	5 minutes walk of City Hall
Brighton	7	5 minutes walk of The Clock Tower
Bristol	8	15 minutes walk of Broadmead
Cardiff	9	5 minutes walk of St Davids Centre
Coventry	10	5 minutes walk of Broadgate
Derby	11	5 minutes walk of Market Place
Doncaster	12	5 minutes walk of the Law Courts
Dudley	13	5 minutes walk of Churcill Precinct
Dundee	14	5 minutes walk of City Square
Edinburgh	15	10 minutes walk of Princess Street
Glasgow	16	10 minutes walk of George Street
Huddersfield	17	5 minutes walk of Market Place
Hull	18	5 minutes walk of Victoria Square
Ipswich	19	5 minutes walk of The Cornhill
Leeds	20	10 minutes walk of City Station
Leicester	21	10 minutes walk of Clock Tower
Liverpool	22	10 minutes walk of The Town Hall
(London) Area bounded by the M25	23	Within the area shown on this map?
Luton	24	5 minutes walk of Arndale Shopping Centre
Manchester	25	15 minutes walk of Albert Square
Middlesborough	26	10 minutes walk of Victoria Square
Newcastle-Upon- Tyne	27	5 minutes walk of Eldon Square Shopping Centre
Northampton	28	5 minutes walk of The Market Square
Norwich	29	5 minutes walk of The Castle
Nottingham	30	10 minutes walk of Old Market Square
Peterborough	31	5 minutes walk of Queensgate Shopping Centre
Plymouth	32	10 minutes walk of Royal Parade
Portsmouth	33	10 minutes walk of The Guild Hall
Preston	34	5 minutes walk of The Market Square
Reading	35	10 minutes walk of Broad Street
Sheffield	36	10 minutes walk of Town Hall
Southampton	37	5 minutes walk of Bar Gate
Southend	38	10 minutes walk of Civic Centre
St.Helens	39	5 minutes walk of Victoria Square
Stockport	40	5 minutes walk of the Bus Centre
Stoke-On-Trent	41	5 minutes walk of Hanley Town Hall
Sunderland	42	5 minutes walk of Central Station
Swansea	43	5 minutes walk of The Dragon Hotel
Swindon	44	5 minutes walk of Brunel Shopping Centre
Walsall	45	10 minutes walk of Civic Centre
West Bromwich	46	5 minutes walk of Sandwell Shopping Centre

<b>WkUrbCd WorkPI1</b>		
Wigan	47	5 minutes walk of Market Hall
Wolverhampton	48	5 minutes walk of Princess Square
<b>WkUrbCd WorkPI1</b>		
Other urban area (not listed)	49	
Not in an urban area	50	Is it within 5 minutes walk of the main shopping/business centre?

## Appendix J. 2015 allocation of PSUs to quota months

Major Stratum	Jan	Feb	Mar	Apr	May	Jun	Jul	Aug	Sep	Oct	Nov	Dec	Total
1	3	3	4	4	2	1	3	3	3	4	1	4	35
2	2	3	1	2	1	2	1	1	2	2	1	1	19
3	2	2	2	3	2	3	1	2	3	1	4	1	26
4	1	1	3	1	3	3	1	1	2	1	1	1	19
5	3	2	2	2	2	3	3	3	2		4	2	28
6	3	2	1	2	3	3	2	1	1	3	3	1	25
7	1	2	1	1	3	2	2	2	3	2	3	2	24
8	3	2	4	2	1	2	2	4	2	2	1	3	28
9	1	2	3	1	4	3	2	2	4	4	1	3	30
10	1	1	1	3	2	3	3	2	3	2	3	2	26
11	2	2	1	2	1	1	3	3	1	2	3	3	24
12	3	2	2	2	2	1	1	2	2	2	2	2	23
13	1	2	1	1	2	1	1	1	1	2	1	1	15
14	4	2	2	1	2	1	1	3	2	2	1	3	24
15	2	3	3	3	3	5	4	2	2	3	3	2	35
16	2	3	3	4	1		3	1	1	2	2	2	24
17	2	2	3	2	2	2	3	4	3	2	3	4	32
18	1	2	3	2		1	2	3	2	1		2	19
19	3	3	3	3	4	3	3	2	3	3	3	3	36
20	2	1	1	1	3	3	2	1	2	1	3	2	22
21	3	3	2	3	2	3	2	3	2	4	2	1	30
22	1		2	2	2	1	1		2	1		2	14
23	1	2	3	1	2	1	1	2	2	2	1	2	20
24	4	4	3	2	4	4	4	3	2	3	3	2	38
25	2	3	1	4		2	3	3	2	2	4	2	28
26	2	1	1	2	1	2	2	2	1	2	1	1	18
27	3	3	2	2	3	3	3	2	2	3	3	3	32
28	3	2	2	2	3	1	1	1	1	3	2	3	24
29	1	2	1	2	2	1	2	2	3	1	3	2	22
30	1	1	2	1	1	2	1	2	2	1	1	1	16
<b>Total</b>	<b>63</b>	<b>63</b>	<b>63</b>	<b>63</b>	<b>63</b>	<b>63</b>	<b>63</b>	<b>63</b>	<b>63</b>	<b>63</b>	<b>63</b>	<b>63</b>	<b>756</b>

## Appendix K. Logistic regression model for household participation

	B	S.E.	Wald	df	Sig.	Exp(B)
<b>REGION:</b>			27.3	9	0.001	
North East	0	(b/l)				
North West	-0.024	0.107	0.1	1	0.821	0.976
Yorkshire & Humberside	-0.261	0.113	5.4	1	0.020	0.770
East Midlands	-0.220	0.119	3.4	1	0.064	0.803
West Midlands	-0.258	0.110	5.6	1	0.018	0.772
Eastern	-0.358	0.111	10.4	1	0.001	0.699
Inner London	-0.190	0.126	2.3	1	0.131	0.827
Outer London	-0.283	0.115	6.1	1	0.014	0.754
South East	-0.177	0.107	2.7	1	0.098	0.838
South West	-0.322	0.114	7.9	1	0.005	0.725
<b>Urban / rural (ru11ind):</b>			18.1	5	0.003	
Urban - Major Conurbation	0	(b/l)				
Urban - Minor Conurbation	-0.105	0.127	0.7	1	0.409	0.901
Urban - City and Town	0.162	0.061	7.1	1	0.008	1.176
Rural - Town and Fringe	0.269	0.090	9.0	1	0.003	1.309
Rural - Village	0.342	0.118	8.5	1	0.004	1.408
Rural - Hamlets and Isolated Dwellings	0.313	0.139	5.0	1	0.025	1.367
<b>ACORN group:</b>			35.4	4	<0.001	
Affluent Achievers	0	(b/l)				
Rising Prosperity	-0.297	0.081	13.4	1	0.000	0.743
Comfortable Communities	-0.123	0.058	4.5	1	0.035	0.884
Financially Stretched	-0.222	0.063	12.5	1	<0.001	0.801
Urban Adversity	-0.364	0.066	30.9	1	<0.001	0.695
<b>Month:</b>			4.8	11	0.938	
January	0	(b/l)				
February	-0.038	0.097	0.2	1	0.694	0.963
March	-0.005	0.097	0.0	1	0.957	0.995
April	0.012	0.097	0.0	1	0.905	1.012
May	0.013	0.097	0.0	1	0.897	1.013
June	-0.009	0.098	0.0	1	0.923	0.991
July	0.078	0.097	0.6	1	0.422	1.081
August	0.112	0.098	1.3	1	0.251	1.119
September	-0.026	0.097	0.1	1	0.790	0.975
October	0.033	0.097	0.1	1	0.729	1.034
November	0.044	0.098	0.2	1	0.654	1.045
December	-0.039	0.096	0.2	1	0.686	0.962
Distance to railway station	0.008	0.006	1.6	1	0.213	1.000
<b>Intercept</b>	0.906	0.127	51.2	1	<0.001	2.473

## Appendix L. Calibration weighting control totals: interview sample

	Unweighted respondents		Sel & NR weights (Pre-calibration)		Post-calibration		Population estimates	
	n	%	n	%	n	%	n	%
<b>Sex</b>								
Male	8,782	48.6%	8,771	48.6%	8,938	49.2%	26,298,133	49.3%
Female	9,289	51.4%	9,273	51.4%	9,211	50.8%	27,047,433	50.7%
<b>REGION</b>								
North East	983	5.4%	910	5.0%	870	4.8%	2,572,155	4.8%
North West	2,419	13.4%	2,285	12.7%	2,384	13.1%	7,007,715	13.1%
Yorks And Humber	1,667	9.2%	1,690	9.4%	1,789	9.9%	5,261,003	9.9%
East Midlands	1,576	8.7%	1,538	8.5%	1,545	8.5%	4,543,846	8.5%
West Midlands	1,807	10.0%	1,818	10.1%	1,911	10.5%	5,618,662	10.5%
East Of England	1,989	11.0%	2,004	11.1%	2,013	11.1%	5,917,040	11.1%
London	2,967	16.4%	3,310	18.3%	2,888	15.9%	8,438,015	15.8%
South East	2,995	16.6%	2,858	15.8%	2,949	16.2%	8,680,947	16.3%
South West	1,668	9.2%	1,633	9.1%	1,801	9.9%	5,306,183	9.9%
<b>Age by sex</b>								
Males 0-4	605	3.3%	616	3.4%	598	3.3%	1,756,320	3.3%
Males 5-10	723	4.0%	731	4.1%	679	3.7%	1,980,294	3.7%
Males 11-16	648	3.6%	649	3.6%	625	3.4%	1,832,526	3.4%
Males 17-20	396	2.2%	400	2.2%	426	2.3%	1,255,515	2.4%
Males 21-29	860	4.8%	876	4.9%	1,080	5.9%	3,217,006	6.0%
Males 30-39	1,010	5.6%	1,029	5.7%	1,187	6.5%	3,497,506	6.6%
Males 40-49	1,150	6.4%	1,151	6.4%	1,273	7.0%	3,740,896	7.0%
Males 50-59	1,175	6.5%	1,167	6.5%	1,154	6.4%	3,390,792	6.4%
Males 60-64	522	2.9%	507	2.8%	482	2.7%	1,416,220	2.7%
Males 65-69	595	3.3%	582	3.2%	489	2.7%	1,435,453	2.7%
Males 70+	1,098	6.1%	1,064	5.9%	945	5.2%	2,775,605	5.2%
Females 0-4	546	3.0%	565	3.1%	571	3.1%	1,671,968	3.1%
Females 5-10	661	3.7%	668	3.7%	645	3.6%	1,889,959	3.5%
Females 11-16	619	3.4%	616	3.4%	599	3.3%	1,752,378	3.3%
Females 17-20	382	2.1%	379	2.1%	405	2.2%	1,188,661	2.2%
Females 21-29	965	5.3%	992	5.5%	1,091	6.0%	3,212,440	6.0%
Females 30-39	1,194	6.6%	1,222	6.8%	1,210	6.7%	3,550,345	6.7%
Females 40-49	1,230	6.8%	1,231	6.8%	1,307	7.2%	3,839,062	7.2%
Females 50-59	1,282	7.1%	1,261	7.0%	1,182	6.5%	3,473,325	6.5%
Females 60-64	551	3.0%	539	3.0%	504	2.8%	1,481,427	2.8%
Females 65-69	592	3.3%	574	3.2%	518	2.9%	1,519,954	2.8%
Females 70+	1,267	7.0%	1,227	6.8%	1,180	6.5%	3,467,916	6.5%
<b>Total</b>	<b>18,071</b>		<b>18,045</b>		<b>18,149</b>		<b>53,345,566</b>	

## Appendix M. Logistic regression model for removing households that did not fully respond

	B	S.E.	Wald	df	Sig.	Exp(B)
<b>REGION:</b>			23.7	9	0.005	
North East	0	(b/l)				
North West	0.480	0.246	3.8	1	0.051	1.617
Yorkshire & Humberside	-0.145	0.249	0.3	1	0.561	0.865
East Midlands	0.027	0.264	0.0	1	0.919	1.027
West Midlands	0.274	0.251	1.2	1	0.275	1.316
Eastern	-0.010	0.246	0.0	1	0.969	0.990
Inner London	-0.113	0.268	0.2	1	0.674	0.893
Outer London	0.316	0.262	1.4	1	0.229	1.371
South East	-0.276	0.224	1.5	1	0.218	0.759
South West	0.013	0.257	0.0	1	0.960	1.013
<b>Tenure:</b>			6.9	1	0.009	
Not owner occupier	0	(b/l)				
Owner occupier	0.289	0.110	6.9	1	0.009	1.336
<b>Number of adults:</b>			24.3	3	<0.001	
One	0	(b/l)				
Two	-0.302	0.178	2.9	1	0.089	0.739
Three	-0.737	0.242	9.3	1	0.002	0.479
Four or more	-1.186	0.267	19.8	1	<0.001	0.306
<b>Any married couples:</b>			4.8	1	0.028	
No	0	(b/l)				
Yes	0.351	0.160	4.8	1	0.028	1.421
<b>Any cohabiting couples:</b>			1.8	1	0.178	
No	0	(b/l)				
Yes	0.245	0.182	1.8	1	0.178	1.278
<b>Regular use of vehicle:</b>			3.0	1	0.086	
Yes	0	(b/l)				
No	0.229	0.133	3.0	1	0.086	1.258
<i>Cont...</i>						

	B	S.E.	Wald	df	Sig.	Exp(B)
<b>Month:</b>			37.2	11	<0.001	
January	0	(b/l)				
February	-0.319	0.220	2.1	1	0.146	0.727
March	-0.097	0.227	0.2	1	0.668	0.907
April	-0.373	0.240	2.4	1	0.119	0.688
May	-0.461	0.223	4.3	1	0.039	0.631
June	-0.572	0.221	6.7	1	0.010	0.564
July	-0.235	0.220	1.1	1	0.285	0.791
August	-0.042	0.228	0.0	1	0.854	0.959
September	-0.278	0.217	1.6	1	0.200	0.757
October	0.135	0.237	0.3	1	0.568	1.145
November	0.348	0.246	2.0	1	0.158	1.416
December	0.488	0.263	3.4	1	0.063	1.629
<b>Age of youngest household member:</b>			17.0	8	0.003	
16 to 18	0	(b/l)				
19 to 25	-0.492	0.185	7.1	1	0.008	0.611
26 to 30	-0.242	0.227	1.1	1	0.288	0.785
31 to 40	-0.300	0.217	1.9	1	0.168	0.741
41 to 50	-0.213	0.235	0.8	1	0.365	0.808
51 to 60	0.002	0.248	0.0	1	0.992	1.002
61 to 70	0.031	0.247	0.0	1	0.900	1.031
71 to 80	0.226	0.280	0.7	1	0.420	1.254
Older than 80	0.098	0.332	0.1	1	0.769	1.103
<b>Ethnic groups of household members:</b>			5.4	1	0.020	
All white	0	(b/l)				
One or more not white	-0.282	0.121	5.4	1	0.020	0.754
<b>Urban rural (ru11ind):</b>			8.7	5	0.121	
Urban - Major Conurbation	0	(b/l)				
Urban - Minor Conurbation	0.542	0.340	2.5	1	0.111	1.719
Urban - City and Town	0.181	0.142	1.6	1	0.202	1.198
Rural - Town and Fringe	0.543	0.219	6.1	1	0.013	1.721
Rural - Village	0.010	0.236	0.0	1	0.966	1.010
Rural - Hamlets and Isolated Dwellings	0.040	0.276	0.0	1	0.884	1.041
<b>Intercept</b>	2.604	0.348	55.9	1	<0.001	13.521



## Appendix N. Calibration weighting: fully responding sample

	Unweighted respondents		Sel & NR weights (Pre-calibration)		Post-calibration		Population estimates	
	n	%	n	%	n	%	n	%
<b>Sex</b>								
Male	7,536	48.5%	7,619	48.5%	7,768	49.2%	26,298,133	49.3%
Female	7,989	51.5%	8,096	51.5%	8,005	50.8%	27,047,433	50.7%
<b>REGION</b>								
North east	848	5.5%	790	5.0%	762	4.8%	2,572,155	4.8%
North west	2,164	13.9%	2,027	12.9%	2,071	13.1%	7,007,715	13.1%
Yorks and Humber	1,438	9.3%	1,490	9.5%	1,555	9.9%	5,261,003	9.9%
East midlands	1,374	8.9%	1,335	8.5%	1,343	8.5%	4,543,846	8.5%
West midlands	1,569	10.1%	1,592	10.1%	1,661	10.5%	5,618,662	10.5%
East of England	1,696	10.9%	1,704	10.8%	1,750	11.1%	5,917,040	11.1%
London	2,492	16.1%	2,897	18.4%	2,508	15.9%	8,438,015	15.8%
South east	2,540	16.4%	2,520	16.0%	2,558	16.2%	8,680,947	16.3%
South west	1,404	9.0%	1,360	8.7%	1,566	9.9%	5,306,183	9.9%
<b>Age by sex</b>								
Males 0-4	519	3.3%	548	3.5%	520	3.3%	1,756,320	3.3%
Males 5-10	632	4.1%	647	4.1%	590	3.7%	1,980,294	3.7%
Males 11-16	545	3.5%	550	3.5%	543	3.4%	1,832,526	3.4%
Males 17-20	316	2.0%	333	2.1%	371	2.4%	1,255,515	2.4%
Males 21-29	693	4.5%	751	4.8%	938	5.9%	3,217,006	6.0%
Males 30-39	854	5.5%	880	5.6%	1,030	6.5%	3,497,506	6.6%
Males 40-49	998	6.4%	1,015	6.5%	1,107	7.0%	3,740,896	7.0%
Males 50-59	1,017	6.6%	1,025	6.5%	1,003	6.4%	3,390,792	6.4%
Males 60-64	456	2.9%	439	2.8%	419	2.7%	1,416,220	2.7%
Males 65-69	517	3.3%	497	3.2%	425	2.7%	1,435,453	2.7%
Males 70+	989	6.4%	935	5.9%	821	5.2%	2,775,605	5.2%
Females 0-4	462	3.0%	484	3.1%	496	3.1%	1,671,968	3.1%
Females 5-10	572	3.7%	591	3.8%	560	3.6%	1,889,959	3.5%
Females 11-16	538	3.5%	552	3.5%	521	3.3%	1,752,378	3.3%
Females 17-20	321	2.1%	339	2.2%	352	2.2%	1,188,661	2.2%
Females 21-29	787	5.1%	854	5.4%	947	6.0%	3,212,440	6.0%
Females 30-39	1,010	6.5%	1,062	6.8%	1,052	6.7%	3,550,345	6.7%
Females 40-49	1,048	6.8%	1,070	6.8%	1,137	7.2%	3,839,062	7.2%
Females 50-59	1,106	7.1%	1,101	7.0%	1,028	6.5%	3,473,325	6.5%
Females 60-64	480	3.1%	466	3.0%	438	2.8%	1,481,427	2.8%
Females 65-69	536	3.5%	511	3.3%	450	2.9%	1,519,954	2.8%
Females 70+	1,129	7.3%	1,067	6.8%	1,026	6.5%	3,467,916	6.5%
<b>Total</b>	<b>15,525</b>		<b>15,715</b>		<b>15,773</b>		<b>53,345,566</b>	

---

## Appendix O. NTS stratification review

This Appendix describes the findings from the NTS stratification review.

### INTRODUCTION

#### Sampling and stratification

The NTS 2013 was designed to provide a representative sample of households in England. Unlike in previous survey years, the sample did not cover Wales or Scotland. As a result, the issued sample size has been reduced proportionally, meaning 12,864 addresses were issued in total in 2013, which is comparable to the number of English addresses selected in previous survey years.

The NTS is based on a stratified two-stage random probability sample of private households in England. The sample was drawn firstly by selecting the Primary Sampling Units (PSUs), and then by selecting addresses within PSUs. The sample design employs postcode sectors as PSUs. There were 672 PSUs selected in 2013.

The survey uses a quasi-panel design from 2002 onwards in which half the PSUs in a given year's sample are retained for the next year's sample and the other half are replaced.<sup>27</sup> This has the effect of reducing the variance of estimates of year-on-year change.

A list of all postcode sectors in England was generated (excluding those in the Isles of Scilly due to the cost of interviewing). Sectors carried over from the previous year were also excluded. Sectors with fewer than 500 delivery points were grouped with an adjacent sector. Grouped sectors were then treated as one PSU. On average, each PSU contained about 2,900 delivery points.

This list of grouped postcode sectors in England was stratified using a regional variable, car ownership and population density. This was done in order to increase the precision of the sample and to ensure that the different strata in the population are correctly represented. Random samples of PSUs were then selected within each stratum.

The regional strata are based on the NUTS2 areas, grouped in a few cases where single areas are too small. NUTS (or Nomenclature of Units for Territorial Statistics) is a European-wide geographical classification developed by the European Office for Statistics (Eurostat). NUTS2 roughly relates to counties or groups of counties in England. The 30 regional strata for the survey are shown in Table 1.1.

---

<sup>27</sup> In 2013, 294 of the PSUs selected for the 2012 sample were retained for the 2013 sample, supplemented with 378 new PSUs (i.e. the number of PSUs carried over was smaller than the number of freshly selected PSUs). This was because an experiment into levels of clustering was run in 2013 which required an increase in the overall number of selected PSUs.

**Table 1.1 NTS regional stratification variable**

	Description	Region
1	Inner London – East	Greater London
2	Inner London – West	Greater London
3	Outer London – East and North East	Greater London
4	Outer London – South	Greater London
5	Outer London West and North West	Greater London
6	Devon and Cornwall	South West
7	North Somerset, North East Somerset, Bath, Somerset and Dorset	South West
8	Bristol, South Gloucestershire, Gloucestershire and Wiltshire	South West
9	Oxfordshire, Buckinghamshire and Berkshire	South East
10	Hampshire and Isle of Wight	South East
11	Kent	South East
12	West Sussex and East Sussex	South East
13	Surrey	South East
14	Essex	Eastern
15	Cambridgeshire, Suffolk and Norfolk	Eastern
16	Hertfordshire and Bedfordshire	Eastern
17	Leicestershire, Lincolnshire and Northamptonshire	East Midlands
18	Warwickshire and Hereford & Worcester	West Midlands
19	West Midlands	West Midlands
20	Shropshire and Staffordshire	West Midlands
21	Nottinghamshire and Derbyshire	East Midlands
22	Cheshire	North West and Merseyside
23	Merseyside	North West and Merseyside
24	Greater Manchester	North West and Merseyside
25	Lancashire and Cumbria	North West and Merseyside
26	South Yorkshire	Yorkshire and Humberside
27	West Yorkshire	Yorkshire and Humberside
28	North Yorkshire and Humberside	Yorkshire and Humberside
29	Cleveland, County Durham and Northumberland	North East
30	Tyne & Wear	North East

Within each region, postcode sectors were listed in increasing order of the proportion of households with no car (according to the 2001 Census). Cut-off points were then drawn approximately one third and two thirds (in terms of delivery points) down the ordered list, to create three roughly equal-sized bands. Within each of the 90 bands thus created (30x3), sectors were listed in order of population density (people per hectare). 378 postcode sectors were then systematically selected with probability proportional to delivery point count. Differential sampling fractions were used in Inner London, Outer London and the rest of England in order to oversample London. These sectors were then added to the 294 sectors carried over from the previous year's survey to make the final sample of 672 sectors.

In 2006, NatCen carried out a piece of analysis to examine whether the current set of NTS stratifiers is the most optimal available.<sup>28</sup> This concluded that the existing stratifiers should be retained.

<sup>28</sup> For further details see Scholes, S, (2006), Choosing optimal stratifiers for the National Travel Survey on DfT's website.

---

This report updates that work by using NTS 2013 data in tandem with information from the 2011 Census to consider whether the current set of NTS stratifiers is optimal, and if not, whether a new set would achieve enough gains in terms of increasing the precision of estimates to warrant replacing the existing set.

## METHODOLOGY

### Introduction

The variables used to stratify the sample when selecting the PSUs were last reviewed by NatCen in 2006 by identifying a range of key estimates from the survey and then measuring the strength of the association between those estimates and a range of combinations of potential stratification variables.

Stratification improves precision most when the stratification variables are strongly correlated with the outcome measures, so the aim then was to identify the combination of potential stratification variables that were most strongly associated with key survey measures. This was done by fitting a series of regression models which measured the proportion of the variance explained when the potential stratification variables were added to the model. The conclusion of this review was that there was not sufficient evidence to recommend that the stratification variables should be changed.

The aim of this report is to repeat the previously-used methodology, which is to identify a range of key NTS survey measures, to compare competing stratification strategies by fitting regression models at the area level and measuring the amount of variance explained. This section discusses the main aspects of the methodology.

### NTS measures (dependent variables)

Optimal stratifiers for one variable are likely to be different than for another, because the correlation between survey variables and stratification factors will be different for each survey variable. Choosing optimal stratifiers, therefore, requires making a compromise between the optimal solutions for a range of variables across different levels of the NTS database.

This report largely uses the same set of NTS variables which were included in the previous review in 2006 (which used data from NTS 2003). In few instances where a variable could not be identified (e.g. because it was no longer available in NTS 2013), a similar variable was chosen.

Table 2.1 lists the 17 NTS variables analysed in this report.

**Table 2.1 Key variables from NTS 2013**

Name	Description	Statistic
<i>Household level</i>		
FrqBus_B01ID	Households with very frequent bus service	percentage
FrqMetro_B01ID	Households with very frequent train service	percentage
NumBike_B01ID	Households with 1+ bikes	percentage
<i>Individual level</i>		
DrivLic_B02ID	Adults with full car driving licence	percentage
<i>Trip level</i>		
TripPurTo_B02ID	Purpose of trip 'to' was shopping	percentage
TripTravTime	Overall travelling time	mean
jotxsc	Overall trip time	mean
jd	Trip distance	mean
jjxsc	Number of trips	mean
TripPurTo_B02ID	School trip distance	mean
<i>Stage level</i>		
StageMode_B01ID	Stages where mode of transport was walking	percentage
StageMode_B01ID	Stages where mode of transport was car	percentage
sttxsc	Stage travelling time	mean
sd	Stage distance	mean
stagedistance	Length of stage	mean
stagetime	Stage travel time	mean
<i>Vehicle level</i>		
vehanmileage	Annual mileage	mean

These variables were used as dependent variables in the regression models and were aggregated to the postcode sector level. For example, the variable indicating whether an adult was in possession of a full car driving licence was aggregated to estimate for each sampled PSU the percentage of adults holding a full driving licence.

## Regional classifications (independent variables)

Four regional-level classifications were considered in the analysis (variable names are shown in brackets):

- Current NTS regional stratification variable based on the NUTS2 areas (PSUstratum).
- 10-category Government Office Region with London split into inner and outer regions (GOR).
- 13-category Government Office Region with North East, North West & Merseyside, Yorkshire & Humberside and West Midlands split into metropolitan and non-metropolitan regions (PSUGOR).
- 2-category urban/rural indicator (urbanrural).<sup>29</sup>

<sup>29</sup> Based on the 2011 Census and derived from the ten-category urban/rural classification. For details, see: <https://www.gov.uk/government/collections/rural-urban-definition>

---

## Census measures (independent variables)

The 2011 Census provides a range of variables that could be used to stratify postcode sectors. Table 2.2 shows the 42 variables which were chosen based on the previous stratification review in 2006 (for those that could be identified in the 2011 Census), and included a few additional variables which were available in the 2011 Census.

**Table 2.2 Census variables from the 2011 Census**

Name	Description
popdens	population density (persons per hectare)
ag015	% Persons aged 0-15
ag1624	% Persons aged 16-24
ag2534	% Persons aged 25-34
ag3544	% Persons aged 35-44
ag4554	% Persons aged 45-54
ag5564	% Persons aged 55-64
ag6574	% Persons aged 65-74
ag75p	% Persons aged 75 or over
nonwhite	% Persons non-white
marital_m	% Adults married
marital_nm	% Adults not married
ownocc	% Owner occupier households
larent	% Households rented from council
privrent	% Privately rented households
semi_d	% Households semi-detached
nssec12	% Persons aged 16-74 in NS-SEC categories 1 and 2
retire	% Persons aged 16-74 who are retired
active	% Persons aged 16-74 economically active
unemploy	% Persons aged 16-74 unemployed
inactive	% Persons aged 16-74 economically inactive
unemploy_m	% Men aged 16-74 who are unemployed
unemploy_f	% Women aged 16-74 who are unemployed
full	% Economically active working full time
part	% Economically active working part time
limitil	% Persons with limiting long-term illness
noqual	% Adults with no qualifications
level4p	% Adults with level 4 qualifications and above
hhsz1	% Households with 1 persons
hhsz2	% Households with 2 persons
hhsz3	% Households with 3 persons
hhsz4	% Households with 4+ persons
hhsz	Average household size
overcrowd	% Households with over 1 person per room
nokids	% Households with no dependent children
cars0	% Households with no car/van
cars2p	% Households with 2+ cars/vans
cars	Average number of cars per household
home_w	% Persons aged 16-74 working mainly at home
train_w	% Persons aged 16-74 traveling to work by train, underground, metro, light train, tram
car_w	% Persons aged 16-74 traveling to work by car or van
bus_w	% Persons aged 16-74 traveling to work by bus, minibus, coach

## Regression analysis

An analysis dataset at the PSU level was compiled by linking (based on postcode sector) the aggregated survey estimates (section 2.2), the regional classification variables (section 2.3) and the 2011 Census-based variables (section 2.4).

---

Using the analysis dataset, separate stepwise linear regression models were run for each of the key NTS measure as the dependent variable and all possible stratification factors (geographical and Census-based measures) as independent variables.

Each model was compared on the basis of their *adjusted* multiple coefficient of determination ( $R^2$ ) which measures the percentage of variance in the dependent variable accounted for by the variables in the regression model. It utilizes a degrees of freedom adjustment in estimating the error variance, thus making it a useful measure for comparing models based on different numbers of independent variables.

All things being equal, the two Census variables appearing more often in the final models (i.e. those which explain most of the variability in NTS measures), in combination with the chosen regional first stratifier, are in theory the best choices and should be considered as the second and third stratifier respectively.

To examine the extent of any gain in precision, the adjusted  $R^2$  from two models (one containing the proposed stratifiers and one the existing ones) were compared and the percentage gain (or loss) in precision achieved by the proposed stratifiers was computed using the following formula:

$$\% \text{ gain in precision} = \left( \frac{R^2_{\text{newstratifiers}} - R^2_{\text{oldstratifiers}}}{1 - R^2_{\text{oldstratifiers}}} \right) \times 100$$

## ANALYSIS AND RESULTS

### Choosing a regional stratification

The first NTS stratification factor (*PSUStratum*) is a regional variable based on NUTS2 areas (see section 1.2). Two alternative regional stratifiers based on Government Office Region (see section 2.3) were considered as alternatives to the current stratification: one with inner/outer London split (*GOR*) and one with a metropolitan/non-metropolitan split (*PSUGOR*).



Separate linear regression models were fitted for each of the NTS dependent variables and each of the three regional categorical independent variables. The adjusted  $R^2$  for each model is given in Table 3.1, with the largest value for each variable shown in a shaded cell.<sup>30</sup>

**Table 3.1 Adjusted  $R^2$  for each regional classification by NTS variables**

*NTS 2013*

NTS measures	Regional classification		
	PSUStratum	GOR	PSUGOR
Households with very frequent bus service	8.9	6.3	8.7
Households with very frequent train service	15.2	8.1	13.7
Households with 1+ bikes	13.4	8.5	10.9
Adults with full car driving licence	19.4	14.0	14.5
Purpose of trip 'to' was shopping	10.1	8.9	9.1
Overall travelling time	17.5	18.4	16.0
Overall trip time	29.4	29.7	24.6
Trip distance	9.2	5.2	8.0
Number of trips	5.0	5.1	1.8
School trip distance	6.6	2.7	2.1
Stages where mode of transport was walking	5.5	6.4	4.0
Stages where mode of transport was car	51.2	49.4	41.9
Stage travelling time	11.0	11.2	8.9
Stage distance	13.9	9.2	12.4
Length of stage	14.2	9.5	12.7
Stage travel time	4.6	5.5	4.5
Annual mileage	20.1	17.2	18.7

The current regional stratifier (*PSUStratum*) produced the highest  $R^2$  for 11 of the 17 NTS variables, including the four household/individual level variables. For example, *PSUStratum* explained 19.4% of the variation in the percentage of adults in the PSU with a full car driving license compared to 14.0% for *GOR* (i.e. Government Office Region with an inner/outer London split) and 14.5% for *PSUGOR* (i.e. Government Office Region with a met/non-met split).

For the 6 variables where *GOR* performed better than *PSUStratum*, the difference was less than one percentage point. *PSUGOR* produced the lowest  $R^2$  for all NTS variables.

These results suggest that the current regional stratifier remains the most optimal one available. Hence, *PSUStratum* was used in all subsequent analyses as the first stratifier.

## Choosing Census-based stratifiers

Stepwise linear regressions were carried out to examine which of the 42 Census independent variables (from section 2.4) were most highly correlated with each NTS measure, once NTS

<sup>30</sup> As was the case in the previous NTS stratification review, the  $R^2$  represents a biased estimate of the "true"  $R^2$ , as the effect of sampling households within PSUs inflates the variance between area means (i.e. a portion of the area level variance represents variance between households within the same area). Although this affects the final estimates, the comparison between different models is not affected.

region has been controlled for. The variables that were selected at each step (up to a maximum of four) are shown in Table 3.2. If additional variables did not add significantly to the explanatory power of a model, then fewer than four were recorded.<sup>31</sup>

**Table 3.2 Significant Census variables after controlling for NTS region**

NTS 2013

NTS measures	Steps in linear regression			
	1	2	3	4
Households with very frequent bus service	bus_w	ag75p	retire	-
Households with very frequent train service	level4p	-	-	-
Households with 1+ bikes	cars2p	ag6574	-	-
Adults with full car driving licence	cars0	ag015	nssec12	nonwhite
Purpose of trip 'to' was shopping	ag5564	unemploy_f	-	-
Overall travelling time	privrent	home_w	bus_w	-
Overall trip time	car_w	level4p	train_w	ag75p
Trip distance	home_w	full	-	-
Number of trips	ag4554	car_w	-	-
School trip distance	cars	-	-	-
Stages where mode of transport was walking	limitil	cars	noqual	ag3544
Stages where mode of transport was car	car_w	limitil	cars0	retire
Stage travelling time	privrent	home_w	car_w	overcrowd
Stage distance	home_w	cars0	ownocc	-
Length of stage	home_w	cars0	-	-
Stage travel time	home_w	privrent	-	-
Annual mileage	car_w	bus_w	ownocc	home_w

The analysis showed a relatively strong correlation between NTS variables and Census measures of car ownership, including variables not directly related to car travel (e.g. the proportion of households with one or more bikes). Car ownership measures featured in seven of the 17 models (spread across different levels of the NTS hierarchical database), and were the best performing variable in three cases.

For example, areas with a higher percentage of households having access to two or more cars/vans (*cars2p*) were associated with a higher percentage of households with one or more bikes. Similarly, areas with a higher percentage of households having no access to a car/van (*cars0*) were associated with a lower percentage of adults having a full car driving license. Having no access to a car/van was also associated with a decrease in stages where the mode of transport was car, as well as a decrease in stage distance and length of stage. Finally, areas with a higher average number of cars per household (*cars*) were associated with an increased school trip distance and a decrease in stages where the mode of transport was walking.

This analysis, therefore, reaffirms that a car ownership measure should continue as the second stratifier. It seems sensible that *cars0* (the percentage of households with no car/van), should be retained as the measure of car ownership, to ensure no loss in continuity.<sup>32</sup>

<sup>31</sup> It is worth noting that while the variables were those selected on the basis of contributing most to an increase in the  $R^2$ , the actual difference in the magnitude of the increase between the highest and the next several was often relatively small. That is, similar  $R^2$  values could often be attained by various combinations of variables.

---

Other than measures of car ownership, Census measures of travel to work also showed a strong correlation with NTS measures. Specifically, the percentage of people working from home featured in seven models (they were the best performing variable in four of them) and the percentage of people travelling to work by car featured in five models (they were the best performing variable in three of them). For example, areas with a higher percentage of persons working mainly at home (*home\_w*) were associated with an increase in stage distance and stage travel time. However, none of the models involved household or individual level NTS dependant variables.

Population density (currently the third NTS stratifier) didn't appear in any of the 17 models (this is consistent with the findings of the previous stratification review, where population density appeared in 2 of the 18 models tested then). Therefore, the Census measures of travel to work identified above may be a more optimal choice when it comes to selecting the third stratifier (see next section).

## Choosing the third stratifier

The stepwise analysis described in section 3.2 was repeated after controlling for both NTS region and car ownership (% of households with no car/van, grouped in 3 equal-sized groups). The results (for a maximum of three steps) are shown in Table 3.3.<sup>33</sup>

The analysis showed that the five best performing variables in rank order were: *home\_w* (appearing in 9 models), *car\_w* (in 5 models) and *bus\_w*, *ag75p*, *part* (in 3 models). Population density, once again, does not feature in any of the models.

---

<sup>32</sup> The correlation (in absolute terms) between pairs of the three measures of car ownership ranged from 0.94 to 0.99. Therefore, the strong correlation identified between *cars2p/cars* and NTS variables can be expected to be mirrored in practice by using *cars0* as the car ownership measure.

<sup>33</sup> The other two measures of car ownership (*cars2p* and *cars*) were not included in the list of Census independent variables given that *cars0* was already included.

**Table 3.3 Significant Census variables after controlling for NTS region and car ownership**

NTS 2013

NTS measures	Steps in linear regression		
	1	2	3
Households with very frequent bus service	bus_w	-	-
Households with very frequent train service	nssec12	marital_nm	-
Households with 1+ bikes	hhsz1	home_w	ag6574
Adults with full car driving licence	unemploy_f	full	part
Purpose of trip 'to' was shopping	ag5564	unemploy_f	-
Overall travelling time	home_w	privrent	bus_w
Overall trip time	car_w	level4p	ag75p
Trip distance	home_w	full	-
Number of trips	ag4554	hhsz3	ag75p
School trip distance	-	-	-
Stages where mode of transport was walking	car_w	limitil	home_w
Stages where mode of transport was car	car_w	limitil	marital_nm
Stage travelling time	car_w	home_w	ag75p
Stage distance	home_w	part	-
Length of stage	home_w	part	-
Stage travel time	home_w	privrent	-
Annual mileage	car_w	home_w	bus_w

To further examine these five variables and their performance as third stratifiers, the adjusted  $R^2$  for each model was computed (per NTS variable), as well as the adjusted  $R^2$  for the model with population density as the third stratifier. The results are summarised in Table 3.4 (the largest value for each variable is shown in a shaded cell).

**Table 3.4 Adjusted R<sup>2</sup> for models including a third stratifier (controlling for NTS region and car ownership)**

NTS 2013

NTS measures	Third stratifier					
	home_w	car_w	bus_w	ag75p	part	popdens
Households with very frequent bus service	13.9	13.2	21.5	13.2	13.2	13.9
Households with very frequent train service	15.1	15.3	15.1	15.0	15.4	15.0
Households with 1+ bikes	17.1	16.6	16.6	18.2	16.6	16.7
Adults with full car driving licence	45.4	42.3	43.8	42.7	42.7	42.1
Purpose of trip 'to' was shopping	9.8	9.9	9.7	10.6	9.7	10.2
Overall travelling time	20.3	19.7	17.6	17.6	17.5	17.6
Overall trip time	32.2	33.4	30.3	30.4	30.2	30.4
Trip distance	21.0	15.1	16.1	14.9	15.5	15.7
Number of trips	9.6	12.6	9.6	9.8	9.6	10.5
School trip distance	7.0	6.9	6.9	7.1	7.0	7.2
Stages where mode of transport was walking	20.4	28.7	20.3	20.9	20.2	24.4
Stages where mode of transport was car	62.5	67.4	63.5	63.3	62.5	63.6
Stage travelling time	13.8	14.6	11.3	11.4	11.3	11.5
Stage distance	26.3	20.3	21.7	20.3	20.8	21.2
Length of stage	26.8	20.9	22.2	20.9	21.3	21.8
Stage travel time	7.5	6.0	4.5	4.4	4.4	4.4
Annual mileage	23.2	25.5	24.7	22.1	23.3	22.5

The two best performing variables were again home\_w (percentage of people working from home) and car\_w (percentage of people travelling to work by car), producing the highest R<sup>2</sup> for 6 NTS variables each. The model with population density (popdens) produced the highest R<sup>2</sup> for only one variable (school trip distance).

Using the formula discussed in Section 2.5, the percentage gain/loss in precision when comparing each of the five models containing a new third stratifier with the model with *popdens* as the third stratifier, was computed. The results are summarised in Table 3.5. Estimated gains of two or more percentage points are shown in shaded cells. A negative sign indicates a loss in precision compared to the model with *popdens*.

**Table 3.5 Change in precision when using a different third stratifier in place of POPDENS**

NTS 2013

NTS measures	Third stratifier				
	home_w	car_w	bus_w	ag75p	part
Households with very frequent bus service	0.0	-0.9	8.8	-0.9	-0.9
Households with very frequent train service	0.1	0.3	0.1	0.0	0.5
Households with 1+ bikes	0.4	-0.1	-0.2	1.8	-0.1
Adults with full car driving licence	5.7	0.3	2.9	1.1	1.0
Purpose of trip 'to' was shopping	-0.4	-0.3	-0.5	0.5	-0.5
Overall travelling time	3.3	2.5	0.0	0.1	-0.1
Overall trip time	2.6	4.3	-0.1	-0.1	-0.3
Trip distance	6.2	-0.8	0.4	-1.0	-0.3
Number of trips	-1.0	2.3	-1.0	-0.8	-1.0
School trip distance	-0.2	-0.4	-0.4	-0.1	-0.2
Stages where mode of transport was walking	-5.3	5.7	-5.5	-4.6	-5.5
Stages where mode of transport was car	-3.1	10.4	-0.3	-0.9	-3.1
Stage travelling time	2.6	3.5	-0.2	-0.2	-0.3
Stage distance	6.5	-1.0	0.6	-1.1	-0.5
Length of stage	6.5	-1.1	0.6	-1.1	-0.6
Stage travel time	3.2	1.7	0.0	0.0	0.0
Annual mileage	0.9	3.8	2.7	-0.6	1.0

For 12 of the 17 NTS variables, the use of either *home\_w* (8 variables) or *car\_w* (7 variables) as the third stratifier achieved an estimated gain in precision of two or more percentage points over the model with *popdens* as the third stratifier. *car\_w* performed worse than *popdens* in seven variables, though in all of them the loss in precision was less than two percentage points. *home\_w* performed worse than *popdens* in four variables, for two of which (stages where mode of transport was walking or car) the loss in precision was more than two percentage points.

## The use of urban/rural stratification instead of population density

The results so far have indicated that *popdens* may not be fully optimal as a third stratifier and Census measures of travel to work may be a more optimal choice when it comes to selecting the third stratifier.

Despite the poor performance of *popdens* in predicting NTS variables (which was also the case during the previous stratification review in 2006), the DfT have been keen to retain it as the third stratifier, to ensure a balanced sample of households living in urban and rural areas. Given that *popdens* is a proxy measure of urbanity, a case could be made for using a more direct urban/rural indicator (see section 2.3) as a stratifier.

The analysis presented in this section examines five models with alternative combinations of stratification variables: the best two performing models identified in the analysis so far, plus three additional models which include the urban/rural indicator. Table 3.6 shows the independent variables included in each of these five models.

**Table 3.6 Definition of models using different stratification variables**

Stratification variables		Model				
Description	Name	1	2	3	4	5
NTS region	PSUstratum	✓	✓	✓	✓	✓
Urban/rural indicator (2 groups)	urbanrural			✓	✓	✓
% of households with no cars (3 groups)	cars0	✓	✓	✓	✓	✓
% of people working from home (continuous)	home_w	✓			✓	
% of people travelling to work by car (continuous)	car_w		✓			✓

The adjusted R2 for each of the above models was computed (per NTS variable) and compared with the adjusted R2 for the model with the current stratification variables (PSUstratum, cars0, popdens). The results are summarized in Table 3.7 (the R2 values for models 1, 2 and 'current' are the same as those in table 3.4).

**Table 3.7 Adjusted R<sup>2</sup> for models using different stratification options**

NTS 2013

NTS measures	Models					
	1	2	3	4	5	Current
Households with very frequent bus service	13.9	13.2	15.3	15.2	15.2	13.9
Households with very frequent train service	15.1	15.3	14.9	15.1	15.2	15.0
Households with 1+ bikes	17.1	16.6	16.7	17.0	16.7	16.7
Adults with full car driving licence	45.4	42.3	42.1	45.5	42.4	42.1
Purpose of trip 'to' was shopping	9.8	9.9	9.7	9.7	9.8	10.2
Overall travelling time	20.3	19.7	18.8	20.4	20.7	17.6
Overall trip time	32.2	33.4	31.1	32.2	34.1	30.4
Trip distance	21.0	15.1	20.1	22.7	20.1	15.7
Number of trips	9.6	12.6	9.6	9.5	12.4	10.5
School trip distance	7.0	6.9	8.0	7.8	7.8	7.2
Stages where mode of transport was walking	20.4	28.7	21.3	21.2	29.9	24.4
Stages where mode of transport was car	62.5	67.4	62.6	62.6	67.5	63.6
Stage travelling time	13.8	14.6	12.4	13.8	15.5	11.5
Stage distance	26.3	20.3	25.6	28.1	25.5	21.2
Length of stage	26.8	20.9	26.2	28.6	26.0	21.8
Stage travel time	7.5	6.0	5.9	7.6	7.3	4.4
Annual mileage	23.2	25.5	23.0	23.4	26.3	22.5

The two best performing models are the ones with urbanrural and either home\_w (model 4) or car\_w (model 5), producing the highest R2 for 5 and 6 NTS variables respectively. The model with the current stratification variables produced the highest R2 for only one variable (purpose of trip 'to' was shopping).

The percentage gain/loss in precision when comparing each of the five models with the alternative stratification variables with the model with the current stratification factors is shown in Table 3.8 (the values for models 1 and 2 are the same as those in table 3.5). Estimated gains of two or more percentage points are again shown in shaded cells.

**Table 3.8 Change in precision when using different stratification options**

NTS 2013

NTS measures	Models				
	1	2	3	4	5
Households with very frequent bus service	0.0	-0.9	1.6	1.5	1.5
Households with very frequent train service	0.1	0.3	-0.2	0.0	0.1
Households with 1+ bikes	0.4	-0.1	0.0	0.3	-0.1
Adults with full car driving licence	5.7	0.3	0.1	5.9	0.5
Purpose of trip 'to' was shopping	-0.4	-0.3	-0.5	-0.6	-0.5
Overall travelling time	3.3	2.5	1.4	3.4	3.8
Overall trip time	2.6	4.3	1.0	2.6	5.3
Trip distance	6.2	-0.8	5.2	8.3	5.1
Number of trips	-1.0	2.3	-1.0	-1.2	2.2
School trip distance	-0.2	-0.4	0.8	0.6	0.6
Stages where mode of transport was walking	-5.3	5.7	-4.1	-4.3	7.2
Stages where mode of transport was car	-3.1	10.4	-2.9	-2.7	10.7
Stage travelling time	2.6	3.5	1.0	2.6	4.5
Stage distance	6.5	-1.0	5.7	8.8	5.5
Length of stage	6.5	-1.1	5.6	8.8	5.5
Stage travel time	3.2	1.7	1.5	3.3	3.0
Annual mileage	0.9	3.8	0.6	1.1	4.9

Model 3 (which includes *urbanrural* instead of *popdens*) seems to produce similar results with the current stratification model: it achieves gains in precision for three variables and loss in precision for two variables (all gains/losses of more than two percentage points). Therefore, if no additional stratification variables are to be introduced, there is no sufficient evidence to recommend using *urbanrural* in place of *popdens*.

However, the analysis suggested that more substantial gains in precision would be achieved if *urbanrural* is included in conjunction with a Census measure of travel-to-work. Specifically, for 11 of the 17 variables, model 5 (which includes the percentage of people travelling to work by car) achieved an estimated gain in precision of two or more percentage points over the model with the current stratification factors. Model 5 performed worse than the current stratification model in only two variables, though in both of them the loss in precision was no more than half a percentage point.

Therefore, model 5 (or model 4) could be considered as an alternative to the current stratification for NTS.

## Choosing a Census measure for travel-to-work

To investigate which of the two travel-to-work measures (i.e. the percentage of people working from home and the percentage of people travelling to work by car) is better suited to become the fourth stratifier, an analysis was carried out looking at the correlation between each the two travel-to-work measures and the percentage of households with no cars (which is currently the second stratifier). The results are shown in table 3.9.



**Table 3.9 Correlation between travel-to-work measures and the percentage of households with no cars**

*NTS 2013*

Travel-to-work measure	Pearson's correlation (r)
% of people working from home ( <i>home_w</i> )	-0.477
% of people travelling to work by car ( <i>car_w</i> )	-0.848

The analysis suggested that both travel-to-work measures are negatively correlated with the percentage of households with no cars, however *car\_w* is more highly correlated ( $r=-0.848$ ) than *home\_w* ( $r=-0.477$ ).

Given this, “model 4” (i.e. the one using *home\_w* as the 4th stratifier, see section 3.4) seems preferable, even though model 5 (using *car\_w*) was on average marginally better in predicting the NTS measures that were looked at in this report.

## CONCLUSIONS AND RECOMMENDATIONS

This report considered whether the current set of stratifiers used to select the NTS sample is optimal, and if not, whether a new set would achieve enough gains in terms of increasing the precision of estimates, to warrant replacing the existing set

The analysis was based on identifying a range of 17 key NTS 2013 survey measures, and comparing competing stratification strategies (using a combination of geographical and Census 2011 measures) by fitting linear regression models at the area level and measuring the amount of variance explained.

The stratification review suggested that:

- The current regional stratifier based on the NUT2 areas (*PSUStratum*) produced the highest  $R^2$  for 11 of the 17 NTS variables. For the 6 variables where Government Office Region with an inner/outer London split performed better than *PSUStratum*, the difference was less than one percentage point. Government Office Region with a metropolitan/non-metropolitan split produced the lowest  $R^2$  for all NTS variables. Therefore, the current regional stratifier remains the most optimal one available and should continue to be used as the first stratifier.
- There is a relatively strong correlation between NTS variables and Census measures of car ownership, including variables not directly related to car travel. Car ownership measures featured in seven of the 17 models (spread across different levels of the NTS hierarchical database), and were the best performing variable in three cases. Therefore, a car ownership measure should continue as the first non-geographical Census-based stratifier. It seems sensible that the percentage of households with no car/van is retained as the measure of car ownership, to ensure no loss in continuity.
- The use of a travel-to-work measure as the next stratifier (*home\_w*: the percentage of people working from home, or *car\_w*: the percentage of people travelling to work by

---

car) achieved an estimated gain in precision of two or more percentage points over the model with population density (currently the third NTS stratifier) in 12 of the 17 NTS variables. Therefore, these Census measures of travel-to-work seem a more optimal choice when it comes to selecting the next Census-based stratifier (i.e. after car ownership).

- More substantial gains in precision are achieved if the Census-based urban/rural indicator is included in conjunction with one of the measure of travel-to-work (i.e. *home\_w* or *car\_w*). Specifically, for 11 (model with *car\_w*) and 8 (model with *home\_w*) of the 17 NTS variables respectively, the models achieved an estimated gain in precision of two or more percentage points over the model with the current stratification factors.
- Both travel-to-work measures are negatively correlated with the percentage of households with no cars, however *car\_w* is more highly correlated ( $r=-0.848$ ) than *home\_w* ( $r=-0.477$ ). Therefore, using *home\_w* as the 4th stratifier seems preferable, even though the model with *car\_w* was on average marginally better in predicting the NTS measures that were looked at in this report.

Based on the results of the review, the stratification variables used to select the NTS were changed from 2015, to the following:

- 1<sup>st</sup> stratifier: NTS region (current regional stratifier, based on NUT2 areas).
- 2<sup>nd</sup> stratifier: Urban/rural indicator (2 groups), based on the 2011 Census and derived from the ten-category urban/rural classification.
- 3<sup>rd</sup> stratifier: Percentage of households with no cars (3 groups), based on the 2011 Census.
- 4<sup>th</sup> stratifier: Percentage of people working from home (continuous variable), based on the 2011 Census.