



National Centre *for*
Social Research

2000 British Crime Survey (England and Wales)

Technical Report

Jon Hales, Lynne Henderson, Debbie Collins and Harriet Becher

2000 British Crime Survey (England and Wales)

Jon Hales, Lynne Henderson, Debbie Collins and Harriet Becher

Prepared for Crime and Criminal Justice Section
Research, Development and Statistics Directorate
Home Office

December 2000

P.1958

Contents

1	THE 2000 BRITISH CRIME SURVEY	1
1.1	Introduction to the British Crime Survey	1
1.2	Structure of the technical report	2
2.	SAMPLE DESIGN	3
2.1	Sample size and structure	3
2.2	Stratification of the sample by Police Force Authority	3
2.3	Selection of postcode sectors	4
2.4	Selection of addresses and dwelling units	4
2.5	Selection of respondents aged 16 and over	5
2.6	Booster samples of ethnic minority adults	5
3.	QUESTIONNAIRE DEVELOPMENT	7
3.1	Structure and coverage of the questionnaire	7
3.2	Key sub-groups for different question modules	11
3.3	Pre-testing and cognitive development	14
3.4	Pilot survey	15
3.5	Final questionnaire	15
4.	FIELDWORK	16
4.1	Briefing of interviewers.....	16
4.2	Supervision and quality control.....	16
4.3	Fieldwork dates.....	17
4.4	Presence of others during the interview	17
4.5	Length of interview	19
4.6	Response rate and reasons for non-response.....	20
4.7	Response to the self-completion questionnaires	21
5.	DATA PROCESSING	23
5.1	Blaise program arrangement and data defaults	23
5.2	Editing	24
5.3	Coding of open-ended questions.....	25
5.4	Coding of occupation and industry	25
5.5	Offence classification	26
5.6	SPSS Data files and classification data.....	27
5.7	Criminal victimisation rates	28
5.8	Sampling errors and design effects	28
5.9	Sample sub-groups for key analyses.....	28
6	WEIGHTING THE DATA	31
6.1	Reasons for weighting	31
6.2	Component weights – core sample	31
6.3	Component weights – ethnic minority boost sample	32
6.4	Combining weights in analysis.....	32
7	REPRESENTATIVENESS OF THE ACHIEVED SAMPLE	35
7.1	Demographic comparisons.....	35
7.2	Other characteristics	37

APPENDICES

- A Advance letters for core and ethnic minority booster sample**
- B Respondent leaflet**
- C Address Record Forms**
- D Questionnaire**
- E Show cards**
- F Code frames**
- G Offence classification instructions**
- H Design Factors for key survey estimates**
- I Additional variables on the BCS 2000 data files**
- J List of checks implemented in the Blaise interview program**
- K Questionnaire development and testing**

1 THE 2000 BRITISH CRIME SURVEY

1.1 Introduction to the British Crime Survey

The British Crime Survey (BCS) is now a well-established study, one of the largest social research surveys conducted in Britain. The 2000 BCS was the largest to date, with a target sample of 24,000 households in England and Wales, including a representative cross-section of 20,000 households and a special booster sample of 4,000 black and Asian adults. It is carried out for the Home Office, and is managed by a team of researchers in the Research, Statistics and Development Directorate. They develop each sweep of the BCS in collaboration with an external research organisation. In 2000, a consortium of the *National Centre for Social Research* and the *Social Survey Division of the Office for National Statistics* was commissioned to conduct the BCS.

The BCS is primarily a victimisation survey, in which respondents are asked about the experiences of property crimes of the household (e.g. burglary) and personal crimes (e.g. theft from the person) which they themselves have experienced. The reference period to which these questions relate is from the first of January in the calendar year preceding the BCS, up to the date of interview. The reference period and indeed the wording of the series of questions which are asked to elicit victimisation experiences, have been held constant throughout the series of BCS surveys.

Because members of the public are asked directly about victimisation, the BCS provides a record of the experience of crime which is unaffected by variations in the behaviour of victims about reporting the incident to the police, and variations over time and between places in the police practices about recording crime.

The scope of the BCS goes well beyond the counting of criminal incidents, although it is for this estimate that it has become established as a definitive source of information. In order to classify incidents, the BCS collects extensive information about the victims of crime, the circumstances in which incidents occur and the behaviour of offenders in committing crimes. In this way, the survey provides information to inform crime reduction measures and to gauge their effectiveness. The BCS has been successful at developing special measures to estimate the extent of domestic violence, stalking and sexual victimisation, which are probably the least-reported to the police but among the most serious of crimes in their impact on victims.

As well as providing estimates of victimisation, the BCS has been used to collect high-quality information on a range of other crime-related topics, which are designed to inform the Home Office's other performance targets. Some of these topics have been well-established aspects of the BCS, providing time-series data on matters such as contacts between the public and the police, attitudes towards aspects of the criminal justice system and exposure to illegal drugs. In the 2000 BCS, the opportunity was taken to test questions on a range of topics for which the Home Office will in future conduct a separate 'Citizenship' survey. These questions included a measure of perceived racial prejudice and questions about participation in community activities.

The data arising from the BCS are mainly reported by the Home Office's Crime and Criminal Justice Unit (CCJU) in the form of:

- a statistical bulletin in the Autumn of the survey, which reports headline victimisation data (Kershaw *et al*, 2000a, Home Office Statistical Bulletin 18/00 by Chris Kershaw, Tracey Budd, Graham Kinshott, Joanna Mattinson, Pat Mayhew and Andy Myhill, ISSN 1358-510X),
- longer subject-specific reports in the Home Office Research Series (HORS),
- brief Research Papers dealing with specific topics.

For more details, see <http://www.homeoffice.gsi.gov.uk/rds/bcs1.html>

1.2 Structure of the technical report

This report documents the 2000 British Crime Survey (England and Wales)¹. The sample design is set out in Chapter 2, showing how the Home Office's requirements were translated into a detailed specification. Data collection is the major task for the organisations commissioned to conduct the BCS and is the central part of this report, in terms of the questionnaire and response rate. This is covered in Chapter 3 (Questionnaire) and Chapter 4 (Fieldwork). Chapter 5 gives details of the tasks which are involved in preparing the data for analysis, in particular the coding and offence classification, but also explaining the data files. Chapter 6 outlines the weighting required for analysis of the data. Chapter 7 provides the results of some checks on the profile of the BCS achieved sample against estimates for the population which the BCS aims to represent.

Although it documents the way in which the BCS was conducted, this report does not explain how to analyse the data set. It is worth emphasising that the BCS is a complex study with data organised at different levels (households, individuals, incidents) and it has numerous sub-samples who were asked specific questions. Accordingly considerable effort and expertise is required to analyse the data and to interpret it in a valid manner. Some of the analysis routines which play a key role in the published estimates are implemented after the data have been handed over to the Home Office, and are not documented in this report². Readers should be aware that the Home Office research team have produced training documents on BCS analysis and also run training days for those who wish to use the data. Data files from all past sweeps of the BCS have been deposited in SPSS format with the Data Archive at the University of Essex³. The 2000 BCS will be deposited in due course.

Considerable emphasis is given in the course of conducting the interview to assure sample members that the information they provide will be held in confidence. For this reason, the data set does not identify the location of the sampled areas (postcode sectors) and this information is not released to the Home Office by the survey organisations. Information available at postcode sector level can be linked to BCS data from the 1994 sweep onwards, but there are costs involved in doing this that would need to be met by the researcher requesting such linkage. In considering such requests, priority is given to maintaining the anonymity of sample members. This means that most requests for BCS data for linkage to other information about small areas must either be refused or are likely to require data to be aggregated to such an extent that the aim of local area analysis is lost. It must also be borne in mind that the BCS sample, drawn to obtain information on national and regional trends in crime, could not in any case yield reliable information for small localities.

In this report, percentages are presented with rounding to one decimal place. The symbol '*' is used to denote cells in tables where the value is less than half of one per cent. The base for analysis in this report includes a number of productive and unproductive cases which were returned by interviewers after the data file had been provided to the Home Office. In order to account fully for the issued sample, the tables in this report which are concerned with the sample and response rate use figures derived from all cases returned by interviewers. For this reason, the numbers referred to in this report are slightly different from those in the Home Office's reports on the 2000 BCS. For example, the final figure for the number of productive interviews in the core sample was 19,457, which compares with 19,411 cases analysed (Kershaw et al, 2000a).

¹ A separate Scottish Crime Survey was also conducted in 2000, but it used a different questionnaire and is reported separately by MVA (2000) *The 2000 Scottish Crime Survey: First Results*. Scottish Executive Central Research unit, *Crime and Criminal Justice Findings No. 51*. The BCS covered Scotland in the 1982 and 1988 sweeps.

² A proposal to design a further set of analysis weights to reduce the effects of differences in response rate among different sub-groups of respondents has been discussed by the Home Office, but has not been implemented at the time of drafting this report. This would be an innovation for the BCS, not having been used to date, although similar measures to those being proposed are used on other important surveys.

³ Information about the Data Archive may be found at <http://www.data-archive.ac.uk>

2. SAMPLE DESIGN

2.1 Sample size and structure

The BCS requires a sample representative of adults in private households throughout England and Wales. However, the sample is required to serve a range of different purposes, and hence does not have a straightforward design. It is important to appreciate that the survey does not cover those resident in institutions, for example students in halls of residence, those in residential care, those in prison and members of the armed forces in institutional accommodation.

The sample size for the BCS has increased over time. For the 2000 BCS, the target was a cross-sectional 'core' achieved sample of 20,000 and a booster sample of 4,000 black and Asian adults. The core sample was 15,000 in 1994, 1996 and 1998, having previously been 10,000 in 1982, 1984, 1988 and 1992. There is a convention for reporting victimisation rates per 10,000 households or adults, which relates to the original sample sizes.

The size of the issued core sample for the 2000 BCS was determined by assuming a response rate of 78 per cent on the in-scope addresses, and up to 11 per cent of the original sample being out of scope. The first stage of this calculation implied an initial sample of 25,641, while the second increased it to 28,810. In the event the core sample was 28,992, making slightly more allowance for unproductive outcomes and giving 906 sample points, each with 32 addresses.

For the ethnic minority sample, the initial number of addresses required was more difficult to estimate. In part this was because of the amount of time elapsed since the 1991 census, which had still to be used as the basis for estimating the yield of postcode sectors. Given this uncertainty, a reserve sample was drawn, in case the calculations turned out to be too optimistic.

The ethnic minority booster sample was drawn from two types of area (Section 2.6), referred to as 'focused enumeration in core sample points' and 'high density ethnic minority areas'. The number of addresses to issue in high density areas was based on the outcome in 1996, when there had been 16.7 productive interviews with black and Asian individuals for each 100 addresses in the initial sample. On this basis, the high density ethnic minority sample consisted of 14,925 addresses, in sets of 75, making 199 sample points⁴.

2.2 Stratification of the sample by Police Force Authority

Analysis of BCS data by Police Force was first conducted for the 1996 and 1998 BCS sweeps, and involved locating the sample points within the 43 Police Force areas (PFA) in England and Wales⁵. However, victimisation data were only able to be analysed for the more populous areas, or by combining adjacent smaller PFAs.

In 2000, the sample was designed to ensure a minimum of 300 achieved core interviews per PFA. This involved, in essence, reducing the number of cases in the largest PFAs, and in the analysis it is necessary to weight cases to remove the effect of differences in the probability of selection of addresses.

⁴ Although the 1996 data was a basis for estimates (there was no ethnic minority boost sample in the 1998 BCS), it was difficult to predict the yield of a given sample of addresses, partly because of the time elapsed since the 1991 Census. A reserve sample of an additional 60 sample points (4,500 addresses) was selected at the same time as the main sample, but it was not used.

⁵ For sampling purposes, the City of London area was combined with the Metropolitan Police Force Area.

2.3 Selection of postcode sectors

The first stage in this process was to allocate every postcode sector⁶ in England and Wales to a PFA, while also dividing PFAs into a stratum of 'small' and 'large' PFAs. The 'small' PFAs were ones which would each need a fixed number of addresses to be selected, with the intention of achieving a minimum of 300 interviews. There were 17 PFAs (out of 43) which required an increased sample. In each of these PFAs, 14 postcode sectors were selected, the list of sectors having previously been sorted in order of population density, and then for each third of this list, sorted again on the percentage of households with a household head in specified socio-economic groups. In the event, there were four 'small' PFAs which had an achieved sample just below the target number, respectively of 282, 297, 299 and 299 core sample interviews.

For the remaining 'large' PFAs, the postcode sectors were ordered in the same way as described above. A fixed sampling interval was then calculated, designed to yield exactly the remainder of the 906 sample points required. This means that the reduction in sample size was shared proportionately across all the 'large' PFAs, rather than being taken from the few largest PFAs.

For the selection of the high density ethnic minority sample points, the entire set of postcode sectors in which the percentage of ethnic minority households was 19% or greater was sorted by PFA and percentage of households with a head in specified occupational groups. From this ordered list, sectors were selected with a fixed interval and a random start point less than the interval.

2.4 Selection of addresses and dwelling units

Within selected postcode sectors, specific addresses (i.e. Small User Delivery Points) were identified by means of a random starting address and a fixed interval.

Core sample

In each of the core sample points, the number of small user delivery points was divided by 4. One quarter of the postcode sector was selected at random. A set of 32 addresses was selected within the quarter sector, using a fixed interval of 128 addresses and a random start between 1 and the total number of delivery points in the quarter sector.

High Density Ethnic Minority

In the high density ethnic minority sample points, the same procedure was used to split the sector into quarters and one was selected. Within that quarter sector, a set of 75 addresses was selected, using an interval of the total number in the whole sector divided by 300.

As the Postcode Address File makes no distinction between residential and commercial property, one of the tasks of the interviewer was to identify ineligible addresses (details are in section 4.6).

Where the address contained a single household, the interviewer could proceed directly to listing the adult residents eligible for selection. In other cases (just under one per cent of the core addresses at which interviews were conducted), it was necessary to make a random selection from the two or more dwelling units. The procedure is set out at Q.3 to Q.8 on the Address Record Form (see Appendix C). It involved listing occupied dwelling units in flat number (or another systematic) order and selecting one by means of the Kish grid provided (see section 2.5 on selection of adults for details).

⁶ Postcode sectors with fewer than 1,000 delivery points were incorporated within a larger adjacent sector prior to any of this sampling taking place.

2.5 Selection of respondents aged 16 and over

The majority of selected dwelling units involved selection of a respondent from two or more adults. The number of adults recorded at core and ethnic minority booster sample addresses where productive interviews were carried out is shown in Table 2.1.

Number of adults (variable: NAdults)	Core Sample	Ethnic minority booster sample ⁷	All productive addresses
1	6,068	1,089	7,157
2	10,504	1,660	12,164
3	2,008	588	2,596
4	695	377	1,072
5	125	126	251
6	60	37	67
7	7	14	21
8	-	-	-
9	-	-	-
10	-	1	1
Total	19,437	3,892	23,329

2.6 Booster samples of ethnic minority adults

For some analyses, the Home Office requires to be able to provide separate estimates for members of the main black and Asian ethnic minority populations. Although it would be desirable to provide separate estimates for other ethnic minority groups there is no cost-effective method of doing so, given the size of these groups and their dispersal within the general population, relative to the size of the 2000 BCS sample. For example, the Chinese population is fairly evenly distributed across the country, making it inappropriate to apply the methods used for the black and Asian populations.

The core sample itself provides a small number of individuals for analysis of the experience and attitudes of black and Asian adults. In 2000, the core sample included 265 respondents who identified themselves as black, and 405 Asian respondents⁸. In addition, the ethnic minority booster sample provided 1,509 black respondents and 2,093 Asian respondents. A further 137 were classified in other groups (including 8 whose interviews were incomplete and hence the question on self-ascribed ethnic identity was not asked) and 129 identified themselves as being of mixed race.

The ethnic minority booster sample was selected in two ways, as in the 1996 BCS. Two thirds of the achieved interviews (2,568 of 3,869, 66.3%) were obtained in areas which were known to have a high density of ethnic minority households, and referred to in this report as 'High Density areas'. These were postcode sectors identified as having had 19 per cent or more of the households headed by an adult of an ethnic minority at the time of the 1991 census. In these areas, 75 addresses were pre-selected from the postcode address file (see section 2.4 above). Each address was accounted for by the interviewer, either directly at the address or, where several attempts to make contact had been unsuccessful, by inquiring at adjacent addresses about the residents of the selected address.

⁷ This is the number of adults in the household, which may be greater than the number of black and Asian adults from whom the individual was selected for interview.

⁸ A further 136 members of the core sample described themselves as mixed race.

The second approach, which accounted for 33.7% of the ethnic minority booster sample interviews, was focused enumeration in core sample postcode sectors. Wherever possible, the interviewer used his or her contact at the core sample address to establish whether or not the two adjacent addresses on either side had any residents who were or might be black or Asian. This could be established on completion of the BCS interview at the core sample address, or if it was going to be necessary to make an appointment to conduct the interview, by asking about neighbouring addresses once the initial contact had been made at the core address. The fact that the interviewer needs to speak to someone at the core sample address and people's knowledge about their neighbours, make this an efficient method of boosting the sample of black and Asian households. Where this information could not be established, either because it was difficult to contact an adult at the core sample address, or because they were unable to say whether any of their neighbours were black or Asian, then the interviewer approached one or both of the addresses on either side, taking advantage of his or her presence to find out this information, in most cases without requiring additional visits. The procedure is not used where the core sample address is not residential or is unoccupied, as the intention is to scale up the sample of valid addresses at the time of the survey.

Focused enumeration has the advantage of requiring only a modest amount of additional work alongside the core sample. However, in areas with a very high density of eligible households, it has the drawback that it tends to over-concentrate the interviews. It was partly this reasoning which led to the number of addresses to be screened to be reduced to two for the 1996 and 2000 BCS sweeps, when it had been three on either side in 1988 and 1992. Another reason for this is that there are some situations in which it is difficult to identify adjacent addresses, although interviewers are given detailed instructions for identifying adjacent address in cases of accommodation which is divided into flats on different floors and in rural areas where the next address may be some distance away.

The number of addresses at which ethnic minority adults were identified and the number resulting in productive interviews are summarised in Table 2.2. It can be seen from this that interviewers are more likely to code the adjacent addresses as being to the 'left' of the core sample address, probably because of uncertainty about identification of adjacent addresses in rural areas, in cul-de-sacs and in high-rise buildings.

Table 2.2 Yield of focused enumeration sampling procedures

Relationship to core sample address		Addresses at which black or Asian adults said to be resident	Successful interviews
Left	1	649	400
	2	568	300
Right	1	661	327
	2	537	247
Total		2,415	1,304

A second modification of this approach, first introduced in 1994, was to exclude from focused enumeration those areas with a negligible chance of yielding black or Asian individuals. The criterion used for the 2000 BCS was a density of less than 0.6 per cent of households in the postcode sector headed by an ethnic minority member in 1991. It is estimated that this reduced the number of potential interviews achieved through focused enumeration by some 50 cases. The density was below the threshold level for 21 per cent of the core sample areas. It should be noted, however, that the experience of ethnic minority members living in areas with a low density is represented within the core sample as a whole.

3. QUESTIONNAIRE DEVELOPMENT

3.1 Structure and coverage of the questionnaire

The 2000 BCS interview comprised 7 main sections. These were as follows:

- Introductory questions
- Screeners – questions used to identify victimisation experiences
- Victim forms for any incidents identified at the screeners (up to a limit of six forms)
- Follow-up sections, either version A or B
- Fires
- Demographic questions
- Self-completion sections on illegal drugs and sexual victimisation

All respondents were asked the introductory questions and the screeners, although within these sections particular questions were asked of sub-groups and in some cases two variants of the same questions were each asked of half the sample. Victim Forms were automatically included in the interview by the CAPI program, to collect details of incidents identified at the screeners. A maximum of six Victim Forms could be asked. A long version of the Victim Form was asked for the first three incidents and a shorter version for the fourth to sixth incident and for any that had occurred outside of England and Wales. Allocation of sub-groups to the two follow-up sections is detailed in section 3.2. All respondents were asked about their experience of fires and the demographic questions. Respondents under 60 years of age were asked to answer the two self-completion modules on drugs and sexual victimisation.

The entire interview was contained in a single version of a Blaise questionnaire and was administered using computer-assisted personal interviewing (CAPI).

The questionnaire is documented in Appendix D. Each module has been printed separately to indicate how the modules were organised in the CAPI program.

Introductory questions

The introductory section included questions about the composition of the respondents' household and characteristics of household members. This was followed by questions about the area in which the respondent lives, including length of residence and perceptions of the neighbourhood. Questions were also asked about fear of crime and general perceptions of causes of crime.

Victimisation screening questions

Following the introductory section, the respondent was asked a series of questions about their experience of various types of incident in the period from 1 January 1999 to the date of interview. These questions are designed to ensure that all incidents of crime within the scope of the BCS, including relatively minor ones, are mentioned. The screener questions also aim to ensure that each incident is only counted once. The wording of the screener questions has been retained across the BCS series to ensure comparability with previous sweeps.

The screener questions are organised in two sets. The first is concerned with incidents affecting any person currently resident in the household. A typical example of a "household" incident is criminal damage to a car. It is assumed that the respondent will be able to recall these incidents and provide information even in cases where he/she was not the owner or user of the car. Victimization experiences at previous addresses (e.g. vandalism of the property) are included if they fall within the reference period.

The second set of screener questions asked about incidents that involved the respondent personally. An example of a "personal" incident would be robbery where the respondent him/herself suffered assault or loss. Robberies against other household members would not be included, unless the respondent was present at the time, and would be coded according to the crime experienced by the respondent (which may have been less serious than the experience of another member of the party).

The incidents identified through these screener questions are followed up in more detail using the Victim Form. Incidents are covered in a specific priority order, which replicates the procedure used up to 1992, when the questionnaire was printed on paper.

Two additional screener questions were added to the 2000 BCS. The respondent was asked whether they (or a household member) had experienced any type of incident, other than those covered in the preceding screener questions. This was a check on whether the wording of these questions acts to exclude incidents which are significant to respondents. In the event, there were few incidents mentioned. Respondents were asked to give a brief description of anything they mentioned, and on the whole this showed that they were types of incident, such as fraud, which the BCS explicitly does not aim to cover. However, there were a few incidents which appeared to have qualified for one of the screener questions, and this acted as a useful check on the way in which incidents might be omitted due to respondents not having understood the screener question, or perhaps their inattentiveness. The evidence is that such omission is very limited. Secondly, a further screener asked whether the respondent or their household had been the victim of anti-social or disorderly behaviour in the period from 1 January 1999. Respondents were asked to give a brief description of any such incidents. Incidents mentioned at either of these additional screener questions were not followed up by a Victim Form.

Identification of incidents for victim forms

In 62% of interviews (unweighted), respondents did not report any victimisation over the recall period and no Victim Forms needed to be completed. The Blaise program identified this situation and notified the interviewer. Similarly, where one or more victim forms were required, this was identified by the computer, and the interviewer had no discretion about the selection of victim forms⁹.

If six or fewer incidents were identified at the screener questions then all of the incidents required a Victim Form to be completed. Where the number of incidents was greater than six, a procedure was used which selects incidents in reverse order of the screener questions. This gives priority to the (less common) personal incidents. This means that the few incidents reported at the screener questions which were not followed up by a Victim Form tended to be among the relatively numerous motor vehicle and vandalism incidents.

⁹ In the case of incidents of sexual victimisation or domestic violence, the interviewer is presented with an option to defer asking the Victim Form, as this might embarrass or endanger the respondent in some situations.

A further issue in the selection of incidents for the Victim Form is that of "series" incidents. At the screener question, the respondent was asked how many incidents of the given type had occurred since 1 January 1999. On completion of the screener section of the interview, if more than one incident had been reported, the interviewer asked whether these incidents formed part of a series. A series is defined for the BCS as any incidents that were reported to the same screener question and where the respondent agreed that these incidents involved *"the same thing, done under the same circumstances and probably by the same people"*. Where this has been the case, the Victim Form asks the respondent to give answers only about the most recent incident. However, in the analysis, series incidents receive a weight corresponding to the number of incidents, subject to a maximum of five (the 'series weight' *Weighti* is referred to in section 6.1). There are two practical advantages of this approach. Firstly, it avoids the need to ask questions which are bound to be repetitive, given the similarity of the incidents. Secondly, it avoids 'using up' the limit of six Victim Forms on incidents which tend to be less serious. The Blaise program has a complex routine which handles sequences of individual and series incidents, making adjustments as appropriate to the selection of victim forms.

Where the respondent reports more than one incident at the screener question, and then states that these were not part of a series, a Victim Form is generated for each of these individual incidents. These incidents are asked about in reverse order of occurrence, as the more recent incidents are likely to be more easily remembered.

Victim Form

The victim form is the key to the estimate of victimisation:

- it identifies the number of incidents and how many of them occurred in the calendar year;
- it collects details of the incident, from which the offence is classified.

The offence classification is based on two types of information. First, respondents describe the incident in their own words, and the interviewer enters this on the computer. The interviewer then asks a series of key questions to establish important characteristics of the incident, e.g. whether any violence was used. If a key question is answered "yes" then further details are elicited. If a key question is answered "no" then an additional question is asked later in the victim form to check that this is indeed the case.

Other areas covered by the victim form include notification of the police, police handling of the incident, contact with Victim Support, and Victim Impact statements.

The questions within the Victim Form have remained virtually unchanged from previous sweeps. Some additional questions were added for 2000 BCS. In particular, as an aid to offence classification, a second description question was added the end of the Victim Form. This asked the interviewer to make any additional notes or comments on the incident that had not been included in the initial incident description given by the respondent. In practice, this was used infrequently, partly because it is difficult to convey to interviewers the nature of the coding decisions which prove to be difficult.

Prior to 1992 a maximum of only four Victim Forms had been completed per respondent. The limit was raised to five in 1992 and 1994 with the fourth and fifth asked in an abbreviated form. In 1996, a sixth Victim Form was added. The fourth, fifth and sixth Victim Forms collect the minimum amount of detail required to enable an incident to be classified. Incidents outside England and Wales were also recorded on a short Victim Form. In 2000, 11% of Victim Forms were the short version.

Follow-Up A

The content of the follow-up sections included both established material and new questions. The following subjects were included in Follow-up A:

- whether respondents knew or had had any contact with any police officers
- whether they had been stopped by the police either in a vehicle or on foot
- satisfaction with contact they had with the police
- attitudes to the police
- worries about crime
- experience of anti-social behaviour
- likelihood of victimisation
- vicarious victimisation
- racial prejudice
- perceptions of treatment by a range of organisations, either as a member of the public or as an employee.

Follow-Up B

The following subjects were included in this section:

- attitudes to sentencing
- knowledge of sentencing practices
- attitudes to various parts of the Criminal Justice System
- information on and experience of the Criminal Justice System
- witnessing crime
- knowledge of Victim Support
- knowledge of Neighbourhood Watch
- knowledge of local crime partnerships
- security of home and vehicles
- involvement in community activity/voluntary activities
- attitudes to treatment of basic individual rights

Fires

The fires questions were mainly a repeat of questions which had been asked from time to time on the BCS, and were last included in the 1996 BCS. Respondents were asked about their experience of a household fire in the period since 1 January 1998. If they had experienced a fire, questions were asked about how and where it started, how it was discovered, who put it out and any damage/injuries caused. All respondents were asked about the presence of fire safety measures in their accommodation. The questions on fires are included on the BCS partly because the Home Office has policy responsibility in this area, but also because a very large sample is required to provide a satisfactory base for analysis of different types of domestic fires.

Demographic

This section collected additional information on the respondent. Questions were asked about their health, drinking and smoking, employment, educational attainment/qualifications, ethnicity, tenure, age of property, and household income. Questions were also asked about the head of household's employment.

New questions were asked on whether the respondent/head of household was a full-time student, and on violence at work. The violence of work questions assessed how worried the respondent was about being threatened and/or attacked by a member of the public while at work and whether the respondent had received any training or advice in this area.

Self-completion

The self-completion modules were only asked of respondents aged under 60 years of age. They were both presented as computer assisted self-completion (CASI) modules. The respondent was asked to follow the instructions on the screen of the laptop and enter their answers appropriately. This strategy is intended to ensure respondent confidentiality in answering these questions. If the respondent was unable or unwilling to complete the modules using CASI the interviewer could administer. Interviewer assistance and the presence of others while completing these modules was recorded by the interviewer (Section 4.4, Tables 4.2 and 4.3).

Drugs

The module on knowledge of and use of drugs remained virtually unchanged from previous BCS sweeps. Street names for drugs were updated with input from Home Office personnel.

The respondent was initially asked if they had heard of various drugs. For each of those they had heard of, they were asked whether they had ever used them and if so, whether this was in the last year and the last month.

Sexual Victimization

The module on sexual victimisation remained virtually unchanged from that used in the 1998 BCS¹⁰. Respondents, both men and women, were asked whether they had ever experienced sexual assault, rape or attempted rape, and if so, under what circumstances.

Administration

In addition to the interview itself, the data file includes information provided by the interviewer. This included, in particular, a series of observations about the accommodation and the immediate vicinity, and this was collected for all residential addresses which interviewers were able to trace, whether or not an interview was achieved.

This section also included details of focused enumeration (in areas where this procedure was implemented), sample selection (where there were multiple dwelling units or adults at the address).

3.2 Key sub-groups for different question modules

An outline of the structure of the BCS 2000 questionnaire and routing of particular groups is presented in Figures 3.1 and 3.2

¹⁰ The 2000 BCS corrected an error in the 1998 CAPI programme, which had meant that some respondents in 1998 were not asked certain questions. Due to this, it is not envisaged that data from the two sweeps will be combined for analysis.

Figure 3.1 Flow diagram of the 2000 BCS Questionnaire (Part 1)

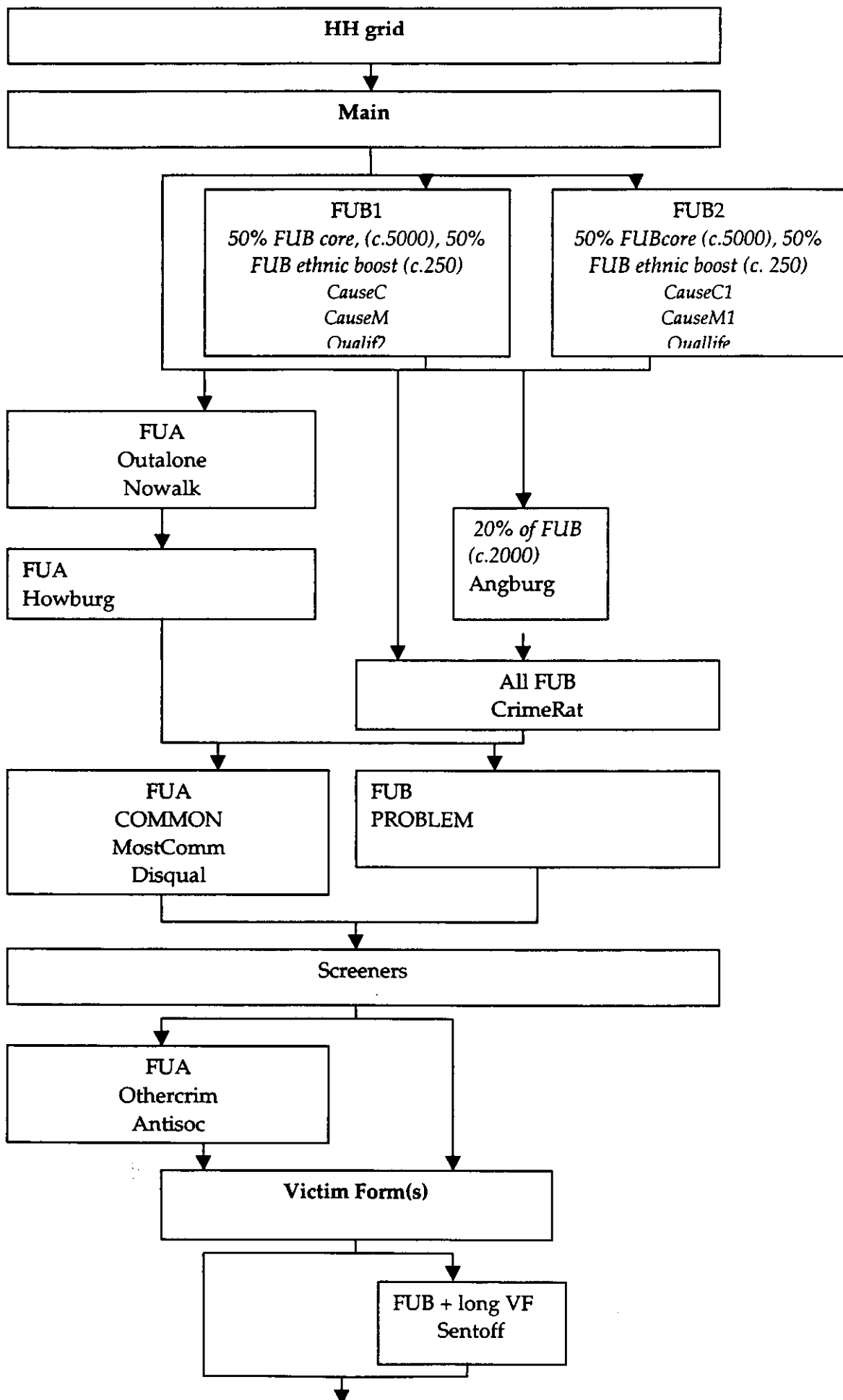
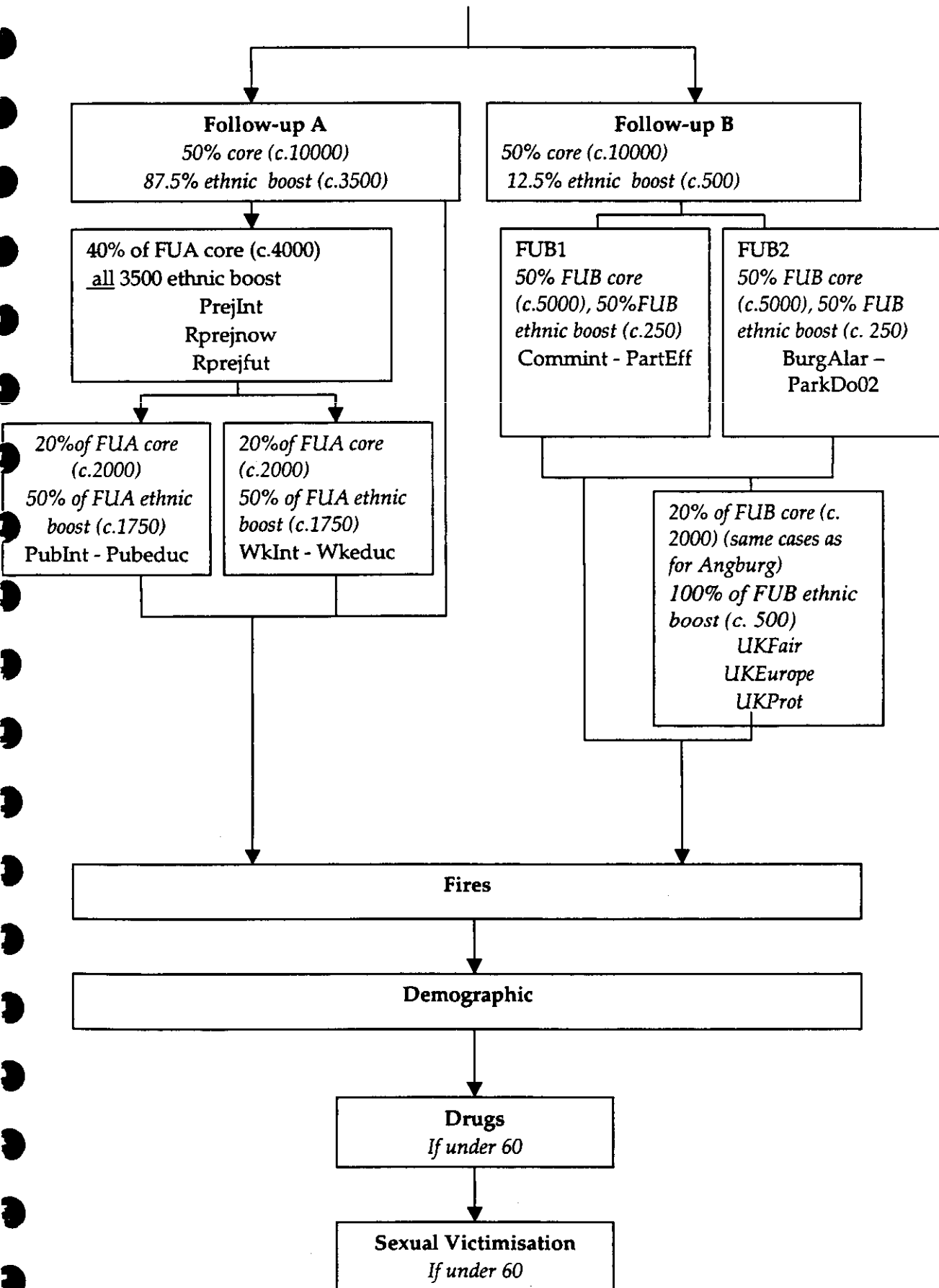


Figure 3.2 Flow diagram of the 2000 BCS Questionnaire (Part 2)



The main sub-group distinction was between those who were asked follow-up A and those asked follow-up B. The allocation was randomised based on the address serial number and the sample type. As in 1998, those in the core sample whose address serial number ended with an even digit were asked follow-up A and those with an odd number asked follow-up B. A greater proportion of the ethnic minority boost sample were required to be allocated to follow-up A than B (87.5% versus 12.5%)¹¹.

A number of the questions in the introductory module were asked of sub-groups of the total sample. The routing was based on whether the respondent had been allocated to follow-up A or B. For example, those allocated to follow-up A were asked how common certain things were in their area while those allocated to follow-up B were asked how much of a problem these things were in their area. Further, only those allocated to follow-up A were asked the two additional screener questions.

Within follow-up A not all respondents were asked the questions on racial prejudice or perceptions of treatment as a member of the public/employee by a range of organisations. The allocation was implemented to route approximately 40% of the core sample and all the ethnic minority respondents routed to follow-up A would be asked the racial prejudice questions. Those answering these questions were then split into two equal groups. The first group were asked how they felt they would be treated as a member of the public, when in receipt of services of a list of organisations, which were asked about in turn. The second group were asked how they felt they would be treated, by the same organisations, as an employee.

The self-completion modules were only asked of those respondents aged under 60 years of age.

3.3 Pre-testing and cognitive development

The Home Office asked the National Centre for Social Research to carry out a programme of question testing for the 2000 BCS. The questionnaire included several completely new sets of questions. Some of these were to be trialled on the 2000 BCS as development for a stand-alone Home Office Citizenship survey, which will be conducted in 2001 and is planned to be repeated every two years. The testing also assessed the impact of changing some existing questions.

The technique of cognitive interviewing was used to test the proposed new questions. This is a qualitative method, which relies on small samples and an in-depth approach. The aim is to understand the cognitive processes which respondents employ when answering survey questions. The main method employed is 'protocol analysis', where the respondent is asked to 'think aloud' as they are asked the questions. This can highlight where respondents have misunderstood key terminology or concepts, do not know the answer or cannot recall from memory the information required, or use an inappropriate strategy for making a judgement. It can indicate where the respondent prefers to hide certain information or decides to give a socially acceptable answer.

Question testing took place during October 1999, and consisted of two phases of interviewing. The following question areas were tested:

- Confidence in the criminal justice system
- Sources of information about the criminal justice system
- The main purpose of sentencing and attitudes towards the new three year mandatory prison sentence for repeat burglars
- Experience of the criminal justice system

¹¹ The implementation of variables to identify these groups is documented in Section 5.9.

- Attitudes towards different components of the criminal justice system
- Voluntary/community activity
- Racial equality
- Who should have responsibility for reducing crime
- Awareness and views on crime partnerships
- Experiences of disorder
- Quality of life and area questions.

Details of the questions tested, testing procedures (including the recruitment of respondents), the conduct of interviews and the findings and recommendations from the tests are contained in Appendix L.

3.4 Pilot survey

A full dress rehearsal of the BCS 2000 took place in November 1999. The sample was based on the postcode address file as for the main survey. The interview included questions that had been developed through cognitive interviewing. The dress rehearsal included a full test of the systems for sending out the program and transmitting completed interviews back to the office, which worked well. In addition, the pilot interviews tested the actual questionnaire itself and the allocation of sub-groups to appropriate questions/sections. A total of 125 interviews were completed at this stage, of which 38 were conducted with ethnic minority respondents.

3.5 Final questionnaire

Following detailed analysis of the timings of the pilot interviews the questionnaire was shortened and more sub-group routing was developed to bring the length of the questionnaire in line with previous sweeps.

The Blaise Automatic Documentation program was used to produce a paper copy of the questionnaire that detailed the questions and their routing instructions as specified in the Blaise code. This allowed specific checking of the Blaise program on paper in a user-friendly format. A clarification document was established to identify any queries or changes to the questionnaire. This was updated at regular intervals and sent to the Home Office for comment. The interview was thoroughly checked by Social Survey Division, the National Centre and Home Office research staff.

The final questionnaire was rigorously checked for question wording, answer categories, appropriate routing and accuracy. Minor changes were implemented after the first briefing session, mostly to make minor corrections in the administrative block. A program revision was implemented at the beginning of February 2000, to change the questions in Follow-up A, which asked about perceptions of treatment as a member of the public or as an employee by a range of organisations (This change is documented in Appendix K).

4. FIELDWORK

This chapter documents the data collection process, focusing on quality control procedures and the outcome in terms of response rates.

4.1 Briefing of interviewers

All interviewers working on the BCS 2000 attended briefing meetings with researchers and field staff from their organisation, together with representatives of the Home Office research team. The *National Centre* and *Social Survey Division* have slightly different methods of briefing and conducted separate sessions, although a common coverage was ensured.

Each briefing included:

- information about the BCS and its use by the Home Office
- information about sampling procedures and the importance of high response rates
- explanation of certain questions and topics covered in the interview
- instruction about how to handle the self completion sections of the interview.

Briefing sessions were conducted between 11 January and 26 April. A total of 788 interviewers attended briefings on the 2000 BCS, including supervisors and those who attended to ensure the smooth running of the briefings, for example by helping any interviewer who had problems with their computer.

4.2 Supervision and quality control

Several methods were used to ensure the quality and validity of the data collection operation. A proportion of addresses were re-contacted, including 320 face to face, 1,712 by telephone and 505 by post, to verify that the interviewer had contacted someone at the address, whether or not an interview had resulted.

The two organisations both conduct supervision of interviewers in the field, especially for less experienced interviewers. No centrally held records are available of the number of interviewers supervised.

A total of 2,248 addresses where there had been an unproductive outcome were re-issued, either to the original interviewer, or to another interviewer or supervisor. Of these, one third (34%) were converted into productive outcomes, a figure which is indicative of the selection of more promising cases for re-issue, rather than being an indication of the scope for conversion among unproductive outcomes generally.

4.3 Fieldwork dates

The BCS has always been conducted in the early part of the year, in order to keep the reference period for incidents as consistent as possible with previous BCS sweeps. This also avoids the reference period becoming excessively long. The month of interview for the 2000 BCS is indicated in Table 4.1.

Table 4.1 Month of interview by core and ethnic minority booster sample.

	Number of interviews achieved			Percentage	Cumulative
	Core sample	Ethnic boost	Total		
January	3,171	239	3,410	14.6	14.6
February	7,587	1,010	8,597	36.9	51.5
March	3,409	749	4,158	17.8	69.3
April	1,480	382	1,862	8.0	77.3
May	2,928	996	3,924	16.8	94.1
June	728	461	1,189	5.1	99.2
July	118	52	170	0.7	99.9
Not stated	16	3	19	0.1	100.0
Total	19,437	3,892	23,329	100.0	100.0

The date of interview is coded on the BCS dataset, and this allows the length of the reference period to be taken into account in analysis. Also, the questionnaire records the date of each victimisation incident, and this is used to calculate victimisation on a calendar year basis where appropriate.

4.4 Presence of others during the interview

In briefing interviewers, some emphasis was placed on trying to arrange the interview in private, assuming that the presence of other people might inhibit the respondent from mentioning certain incidents which could be embarrassing to them. It was also recognised that the presence of others can contribute to data quality, notably where the person selected for interview was asked to report on an incident which involved property belonging to another member of the household, and the respondent had not been personally involved in the incident, reporting it to the police, etc.

The key point at which the presence of another person could affect the estimate of victimisation is during the initial set of 'screener' questions. At the end of these questions, the interviewer records whether anyone else was present. The coding of this question is shown in Table 4.2.

An analysis of the question by whether any victimisation was reported shows a small difference (69.6% for non-victims with no-one else present, compared with 67.9% for victims), which is statistically significant at 5% but not at the 1% level. However, the difference is in the opposite direction from that expected according to the hypothesis that presence of another person may inhibit reporting. This evidence suggests a possible tendency for another adult to be present when the respondent or household has been victimised within the reference period.

Table 4.2 Whether anyone else was present during the victimisation 'screener' questions

Whether anyone else was present during the victimisation screeners	Number of interviews			Percentage of interviews		
	Core sample	Ethnic boost	Total	Core sample	Ethnic boost	Total
No-one else present	13,785	2,306	16,091	70.9	59.2	69.0
Children under 16	1,456	685	2,141	7.5	17.6	9.2
Husband, wife, partner	3,324	597	3,921	17.1	15.3	16.8
Other adult	1,409	634	2,043	7.2	16.3	8.8
Not stated	1	0	1	*	-	*
Total	19,437	3,892	23,329	100.0	100.0	100.0

Note: the question was multi-coded, with up to three answers

It can be seen that, typically (69%), the BCS respondent is interviewed without other household members or others present. However, the presence of others is more common in households where the selection used one of the methods employed to select a booster sample of black or Asian respondents.

We also recorded the presence of others during the self-completion sections. Where anyone else was present, we recorded whether they were involved to any extent in answering the questions. We also recorded whether the interviewer was involved in the self-completion sections.

Where the self-completion section was completed, just over two interviews in three (70%) were done with no other person present at this stage, apart from the interviewer. As during the screener questions, it was slightly more common (36.4%) to have another person present in households where an ethnic minority booster sample interview was in progress (Table 4.3).

Table 4.3 Whether anyone else was involved during the self-completion questions

Whether anyone else was involved during the self-completion questions	Number of interviews			Percentage of interviews		
	Core sample	Ethnic boost	Total	Core sample	Ethnic boost	Total
No-one else present	9,261	1,950	11,211	71.2	63.6	69.7
Spouse, partner	2,029	422	2,451	15.6	13.8	15.2
Other adult (household)	565	268	833	4.3	8.7	5.2
Child (1-15 household)	837	305	1,142	6.4	9.4	7.1
Non-household member	250	83	333	1.9	2.7	2.1
Don't know relationship	69	39	108	0.5	1.3	0.7
Total	13,011	3,067	16,078	99.9	100.0	100.0

Note: The self-completion sections were completed only by respondents aged 16 to 59.

However, even where someone was present, it was not common for them to become involved in answering the questions. In core sample interviews, the respondent and another person answered the questions together in 9 per cent of cases, with another 4 per cent in which the respondent

discussed some of the questions with someone else. Both these types of involvement were rather more common with ethnic minority sample interviews (17% and 7%, respectively).

Interviewer involvement in helping the respondent with the self-completion sections was also not common. With the core sample, 95 per cent of respondents did not involve the interviewer, and with the few who did, typically they just asked for help with one or two questions. With the ethnic minority booster samples, it was slightly more common for the interviewer to provide some help (13%), and rather more common for the interviewer to give some help with all or nearly all the questions (4%).

4.5 Length of interview

The BCS has a relatively long interview, even for non-victims. Although victims are the minority of respondents, their interviews can be very long. However, compared with some other surveys, the BCS covers topics which are generally of interest to respondents and they can readily perceive why the Home Office conducts the BCS, so there is little evidence that the length of interview has an adverse effect on co-operation, either in the BCS itself, or in willingness to be re-contacted in future.

The overall average (mean) interview in 2000 was 61 minutes. This figure is based on the interviewer's observation rather than derived from the computer's system clock (which includes setting up the computer and interruptions such as telephone calls). The average was 52 minutes for non-victims and 74 minutes for victims. However, the length of interview varied considerably, according to the number of victim forms (Table 4.4).

Table 4.4 Length of interview by number of victim forms completed (Full and partial)

Number of victim forms	Core sample		Ethnic booster sample	
	Average (minutes)	Percentage of interviews	Average (minutes)	Percentage of interviews
None	52	62.4	54	57.2
1	66	23.2	67	25.1
2	79	8.2	83	9.9
3	89	3.5	96	4.5
4	99	1.3	116	1.5
5	111	0.6	124	0.8
6	115	0.8	127	1.1
Total		100.0		100.0

4.6 Response rate and reasons for non-response

The response rate calculations are set out in Table 4.5.

Table 4.5 BCS 2000 response rate

	Core Sample		Ethnic Minority Boost	
	Number	%	Number	%
Total addresses issued	28,992	100.0	17,540	100.0
Vacant/derelict/demolished	1,569	5.3	960	5.5
Not yet built/occupied	61	0.2	20	0.1
Business/industrial premises	423	1.4	329	1.9
Institutions	65	0.2	58	0.3
Other out of scope/not traced	558	1.8	275	1.6
No ethnic residents at address	-	-	9,050	51.6
SUB-TOTAL				
OUT OF SCOPE	2,676	9.1	10,692	61.0
SUB-TOTAL				
RESIDENTIAL ADDRESSES	26,307	100.0	6,848	100.0
<u>No contact/respondent not Identified</u>				
No contact after 5+ calls	538	2.0	365	5.3
Refusal of information	493	1.9	273	4.0
<u>Person selected, but:</u>				
No contact after 5+ calls	505	1.9	378	5.5
Refused				
(incl proxy and broke appt)	3,793	14.4	1,044	15.2
In hospital, ill, etc	671	2.5	190	2.8
Inadequate English	96	0.4	264	3.9
Other reason	754	2.9	385	5.6
SUB-TOTAL				
UNPRODUCTIVE	6,850	26.0	2,899	42.3
SUB-TOTAL				
PRODUCTIVE INTERVIEWS	19,457	74.0	3,949	57.7

For both the core and ethnic minority booster addresses, just over nine per cent were not residential or were unoccupied. At occupied residential addresses, refusal was the main reason for unproductive outcomes. This occurred both prior to and after respondent selection. With the core sample, 16.3% of the residential addresses involved refusals. Inability of the interviewer to make contact at the address (which may have meant in some cases these were unoccupied at the time of

the survey) accounted for a further 3.9%. A further 5.8% of addresses had unproductive outcomes due to health, language or other reasons.

With the ethnic minority booster sample, all of these types of unproductive outcomes were more common. Refusal to co-operate was encountered at 19.2% of addresses. A very high rate of non-contact also occurred (10.8%)¹². Inadequacy of English was the reason for an unproductive outcome at 264 addresses (3.9%), which was appreciably higher than in 1996 (2.4%), when there had been a similar sample design.

4.7 Response to the self-completion questionnaires

Background

The self-completion questionnaire was presented to respondents at the end of the interview. It included two separate topics, knowledge of and exposure to illegal drugs and sexual victimisation.

The interviewer could exercise discretion about asking the respondent to do either of the self-completion sections, where they judged that it would be inappropriate to do so in the context in which the interview was taking place. At the end of the module about drugs, the respondent was asked to tell the interviewer he or she had completed this section, giving the interviewer the opportunity to skip the module about sexual victimisation where they judged it would be inappropriate. In such cases, interviewers were briefed to arrange a further visit if possible, but they were also instructed to make a priority of avoiding the risk of harm to the respondent.

Response rate to self-completion sections

Table 4.6 shows that 98% of the core sample and 97% of the ethnic minority booster sample respondents aged under 60 accepted the self-completion questions. The interviewer operated the computer for six per cent of the core sample and 12 per cent of the ethnic minority booster sample.

Table 4.6 Response rate for the self-completion questions by core and ethnic minority samples

Whether respondent willing to do self-completion section	Number of interviews			Percentage of interviews		
	Core sample	Ethnic boost	Total	Core sample	Ethnic boost	Total
Accepted	12,193	2,666	14,859	%	%	%
Completed by interviewer	830	405	1,235	6.2	12.1	7.4
Refused	281	288	569	2.1	8.6	3.4
Total	13,304	3,359	16,663	99.9	100.1	100.0

Note: The self-completion sections were completed only by respondents aged 16 to 59.

¹² It may be noted that the response rate for the ethnic minority sample would have increased if it had been possible to reduce non-co-operation and non-contact. For lack of information, these cases remain in the in-scope sample, when we would expect a proportion of them to have been identified as not containing an eligible black or Asian adult. In that case, they would have been excluded from the base for the response rate calculation. However, the inability of a neighbour to state whether those living at an address included an eligible adult did not directly affect the response rate, as in such cases the interviewer made inquiries at the address itself.

Table 4.7 Response rate for the self-completion questions by sex and age

Whether respondent willing to do self-completion section	Sex of respondent		Age group of respondent		Total
	Male	Female	16-44	45 - 59	
	%	%	%	%	%
Accepted	89.5	88.9	90.8	85.8	89.2
Completed by interviewer	7.5	7.3	5.9	10.6	7.4
Refused	3.0	3.8	3.3	3.7	3.4
Base:	7,694	8,969	11,268	5,395	16,663

Note: The self-completion sections were completed only by respondents aged 16 to 59.

Table 4.7 shows the response rate by sex and age group. There was little overall difference between male and female respondents, although slightly more women refused to answer the sections on drugs and sexual victimisation. There was a greater disparity by age group in the way the self-completion sections were treated by respondents, although this manifested itself in more assistance being given by the interviewer, with only a slight difference in willingness to answer the questions.

It can be concluded from this that there are likely to be differences between the respondents who did the self-completion sections themselves and those who asked for the interviewers' help. These are likely to cut across differences in exposure to illegal drugs and experience of sexual victimisation.

5. DATA PROCESSING

This chapter documents the preparation of the data once it had been returned to the office by the interviewer. Section 5.2 describes the editing and coding work, which was conducted within the Blaise system, using an extended version of the program specification used in the field by interviewers. Section 5.3 details the coding of open-ended questions and 5.4 the coding of occupation and industry, as well as the social classification variables derived from occupation and employment status, and included within the data file. Section 5.5 outlines the process of classifying victim form incidents to the BCS code frame, which is documented at Appendix G.

Sections 5.6 to 5.9 are concerned with the further preparation of the Blaise, when it had been incorporated into SPSS system files. This deals in turn with the organisation of SPSS data files, the estimation of victimisation rates, and the derivation of design effects for key BCS estimates. Section 5.9 discusses the key sub-groups of the BCS which may be used for some analyses. As a preliminary to this chapter, it may be helpful to describe the structure of data files in Blaise.

5.1 Blaise program arrangement and data defaults

The Blaise software system provides a comprehensive suite of programs for development of and interviewing by computer-assisted methods. It was assessed in the early 1990s as the most suitable for social research, offering (among other features) an excellent environment for development, handling of decimal and date values as well as long text variables, and having a reliable interface to other software, such as the data management package SPSS.

What Blaise does not provide is an environment in which the identification of interview addresses is organised, and this part of the system is generally developed by each user organisation. This means that the Blaise interview program was developed as a single definitive version, but it was run by interviewers from each organisation within slightly different procedures for handling the sample, compressing the data for modem transmission, and backing up the data.

The majority of Blaise questions are pre-coded, meaning that a list of answer categories is presented to the interview on the screen, and the appropriate category is selected by entering a numeric code. The selected code is highlighted on the screen, to help confirm that the interviewer has selected the right value. In this situation, the computer assigns a single variable to the question. With multi-coded answers, the interviewer can enter a list of values, separated by spaces (in the order in which the respondent mentions them, which may not be in ascending or descending order). With multi-coded variables, a series of variables is created, corresponding to the number of categories available (where it would be possible for a respondent to mention everything in the list) or up to a limit decided by the designer. Each variable has a name, which appears on the computer screen. Blaise also caters efficiently for dates and numeric values for quantities, which are assigned a range of 'columns' for the number of digits required.

In the design of the BCS, all of the questions for one interview are organised as ASCII data in a single record. The record allows for all the permutations of the data, even though no respondent will ever be asked all the questions. Where a module does not apply, the data record contains a series of blanks. The Blaise system allows for the manipulation of data at various levels, whether individual questions or modules of questions. In the preparation of the BCS data file, a distinction is made between the victim forms (up to six, three long and three short) and all the rest of the data. These are output as separate records, and each victim form is converted to a single record.

This data structure depends on the use of a key variable, named 'RowLabel' in the Home Office files. This is a composite of the sample identification variables, as follows:

- 1-4 Sample point number
- 5-6 Address number
- 7 Screen code (0 or 1-4 for ethnic minority focused enumeration addresses).
- 8 Victim Form number (only in victim form file, stored as a separate variable)

The set of seven digits forms the initial part of each record in the 'Main' data file. An additional digit is used for the victim forms, to distinguish the individual incidents, although it is coded as a separate variable (VicNo).

The default behaviour of Blaise during the interview is that at any question with a numeric code, the interviewer can enter CTRL-K for "Don't Know" or CTRL-R for "Refused". Blaise itself translates this into a numeric value, corresponding with the number of columns allocated to the variable. A single column variable with the pre-coded answers 1=Yes and 2=No will be assigned 8 for Refused or 9 for Don't know. If the variable has values greater than 9, the Blaise program allows two or more columns, as appropriate, and adds 9, 99, 999, 9999, etc. as a prefix to the 8 or 9.

This default behaviour is sometimes modified in designing a particular questionnaire. If a data item is essential, the specification NODK, NORef prevents the interviewer using the CTRL-K and CTRL-R answers. Elsewhere, it may be desirable to provide an explicit code on the screen for "Don't know", for example when this is an option which the respondent has been offered on a Show Card.

Users who wish to conduct their own analysis of Blaise data must appreciate that it is their responsibility to interpret correctly the way in which the data have been coded, and in particular to appreciate the way in which filter conditions determine which respondents are asked each question. In some cases, the wording of the questions may be adapted to the respondent's context, by using a 'textfill' within the question text on the screen. Although the questionnaire in Appendix D provides a good deal of the documentation required to interpret the data set, there can be no substitute for examination of the actual Blaise code. This is the only documentation which can be considered as *truly definitive and comprehensive*.

The data files prepared for the Home Office, and eventually deposited with the Data Archive at Essex University, are SPSS system files, which include labelling and weights. Hence, the user of the data will not be using the data in their Blaise form, but it is necessary to appreciate the basis of the SPSS files.

5.2 Editing

A modified and extended version of the CAPI program was produced which incorporated a range of additional checks and editing instructions. A printout was also made of key demographics, responses to open questions (including incident descriptions from the Victim Form) and any comments the interviewers entered as notes during or after the interview. These notes usually explain some aspect of the respondents' answer, such as discrepancies in relation to the questionnaire structure.

Coders were trained in the BCS edit program prior to commencing the edit process. Those who had experience coding previous BCS questionnaires were given refresher training. Coders who were new to the BCS were given an explanation of the aims of the edit process and given a demonstration of the tasks involved. The first batches edited by each coder were subject to 100% checks. Complete interviews (fully co-operating and partial) were grouped in batches of 50 and distributed for clerical work, distinguishing batches containing interviews which included victim forms and those without.

The edit program, distinct from the offence coding, encompassed three distinct tasks.

- The edit program showed the coder any checks the interviewer had suppressed during the interview. The coder was required to check the information in the questionnaire for consistency and logic using any additional information such as the interviewer comments.
- Where respondents had answered "other – specify" (as the sole answer or together with other pre coded answers) the "other" answers were checked to see if they could be back coded into one of the original pre-coded response options. The questionnaire provided a text variable, prefixed with 'X' and the name of the variable, to hold other answers. The edit program was designed to identify these cases and flag them as an 'error' to the coder. The coder then reviewed the respondent's answer against the pre-coded response options. If the response could be back coded it was, if not the coder entered a code to say that back coding had been attempted but was unsuccessful. These codes are preserved in the final data files, named 'BackXX', where 'XX' indicates a sequence number. An additional multi-coded set of variables, prefixed with a 'C' and the variable name exists in the data set but is not documented explicitly in the questionnaire shown at Appendix D.
- The third task was to code the open-ended questions as detailed in section 5.3.

Coders were asked to flag any queries and these were referred to Social Survey Division and National Centre research staff as appropriate. Each organisation was responsible for completing the editing of their interviews.

5.3 Coding of open-ended questions

There were five questions in the BCS 2000 that were open-ended and thus required a new code frame to be developed. The coding frames were developed by analysing a list of the answers given by respondents to these questions.

The questions requiring coding were the two new screener questions, X0thCrim and X0thSoc, and from the Victim Form, WhyHapp, Whybet and MakeRep. The full code frame is presented in Appendix F.

5.4 Coding of occupation and industry

The occupations of respondents and head of household were coded using the Standard Occupational Classification (SOC) (HMSO, 1990). For both the respondent and the head of household (if this was not the respondent), details were collected on current occupation or most recent occupation if he/she was not currently employed but had worked at some time. Further

classificatory variables derived from occupation and other questions on employment include employment status and whether the job is manual or non-manual.

Employment status is coded as follows:

- 01 Self-employed (25+ employees)
- 02 Self-employed (1-24 employees)
- 03 Self-employed (no employees)
- 04 Self-employed (NA how many employees)
- 05 Manager (establishment with 25+ employees)
- 06 Manager (establishment with 1-24 employees)
- 07 Manager (NA size of establishment)
- 08 Foreman/supervisor
- 09 Other employee
- 10 Employee (NA if manager/foreman/other)
- 11 NA/insufficient information to code

5.5 Offence classification

The BCS offence coding system was developed for the 1982 BCS to match as closely as possible the way incidents were classified by police. Apart from minor changes in the incidents classified (e.g. adding a code for obscene and nuisance telephone calls) and the operational procedures followed by coders, the code frame has been stable, as have the instructions to coders (Appendix G) which continue to be based on the 1982 version. These instructions assume that coders will first identify the broad category of incident, and they then provide a series of steps which resolve the coding or move on to the next condition. Additional notes explain the rules and exceptions which coders need to take into account, aiming to clarify some of the more difficult decisions..

Since 1992, the offence classification has included a preliminary computer run, which examines a number of the pre-coded variables on the victim form, to 'suggest' which type of incident the victim form is describing. Starting with the 1996 BCS, this is part of the edit version of the Blaise program, with a code which can be set to activate or defer the offence coding. In most cases, the edit program is set to defer the offence coding, so that it is carried out as a final step, on data which have previously satisfied all the edit conditions of the BCS. If the coder then amends one or more key data items, the program will then suggest the offence code which best matches the amended data (*in practice, the need for this occurs very rarely*).

The computer is not able to 'suggest' a code for all cases. In about 18-20 per cent of cases, the program is unable to reach a code due to a missing item or some conflict between different data items. Irrespective of the computer's suggestion, the coder has the responsibility of checking the data and following the rules to determine the final outcome code. In addition, for the 2000 BCS, coders indicated whether they were certain that there was only one valid code.

On completion of this coding, some cases are referred to the Home Office research team for a final decision on the offence code. Some of these are very rare types of incident, such as arson, where the coding decisions could make a substantial difference to estimates of victimisation. In cases where the coder was not fully certain of the offence code, the victim form was referred to a supervisor, who could change the offence code and the certainty code if appropriate. Where there remained any uncertainty, the victim form was referred to the Home Office research team, who

reached a final decision. Alongside these special cases and uncertain codes, the Home Office research team inspected a random ten per cent of victim forms.

5.6 SPSS Data files and classification data

The outcome at the end of data preparation operations is a pair of SPSS system files. The 'Main' file has one record per productive case (full and partial interviews), and contains all the data apart from victim forms. The Victim Form file has one record per victim form.

On loading into SPSS, the data were labelled and key filters were checked.

The National Centre incorporated a range of classificatory data into the file, which depended on knowledge of the selected postcode sector for each sample point. These variables included:

- Government Office Region (alpha codes)
- Standard Statistical Region
- ACORN
- Change ACORN
- Local Authority classification
- Ward classification (ONS classification system, data provided by ONS).

A further variable identifies those cases which were in areas denoted 'Inner City' throughout the previous sweeps of the BCS. This was used as a method of increasing the proportion of sample members who had been victimised, since it identified areas likely to have higher rates of crime. Although no longer used by the BCS as a way of stratifying the sample, the indicator had been incorporated in the method of weighting, effectively compensating for a lower response rate in most Inner City areas. For consistency, it was necessary to adopt the same definition and include it within the weighting scheme for the 2000 BCS.

The variable has always been based on a set of variables from the 1981 census:

- v1 the proportion of heads of household who were owner-occupiers;
- v2 the proportion of heads of household in SEG 1-5 or 13, i.e. professionals;
- v3 the population density (persons per hectare).

The Inner City variable identifies those postcode sectors¹³ which have a value equal to or greater than 455 in the following formula:

$$\text{Inner City} = 559.1305 - (0.2737 * v1) - (0.4412 * v2) + (0.1290 * v3).$$

A number of social classification variables are derived from information on occupation and industry¹⁴. The information recorded by interviewers is recorded to the Standard Occupational Classification (SOC90) at full three-digit level (where the information allows) and to the Standard Industrial Classification (SIC92) to two digits. Together with the information on status in employment, the SOC code is used to derive other social classification details, through the ONS matrix, a look-up routine which is derived from a variety of ONS research studies. The variables added to the data file are documented Appendix I.

¹³ Up to 1992, the coding was applied to parliamentary constituencies.

¹⁴ The text descriptions of occupation and industry are not included in the final data set, due to the risk that these details may identify sample members.

5.7 Criminal victimisation rates

The central purpose of the BCS is to derive estimates of criminal victimisation. This is based on victim forms, not on answers to screener questions. Most of the victimisation categories encompass two or more of the offence classification codes.

Working with the file of victim forms, the first stage of the process creates a series of 44 derived variables, which receive a value of one for single incidents or a value up to five for series incidents. In this way, each victim form is classified within a type of victimisation and the number of occurrences is calculated. The number of occurrences is referred to as an incident weighting factor ('weighti'). In this process, incidents outside the scope of the BCS are ignored, including incidents which took place outside England and Wales and what are referred to as 'dump codes', which identify incidents as having taken place, but having been coded as outside the scope of the BCS classification.

The incidents are then cumulated for each household. In this way, a respondent who had reported two incidents of damage to property would have the values found on these two victim forms added together. The values for victimisation for each of the 44 victimisation categories are then attached to the 'Main' data file. The victimisation estimates are calculated as the mean of these values, across the whole of the sample being considered, whether the core sample, the ethnic minority booster sample or any distinct sub-group of respondents. In calculating these estimates, each case receives the appropriate weight (Section 6).

5.8 Sampling errors and design effects

If the BCS sample was a simple random sample of dwelling units in Britain, the estimates produced at this stage would represent victimisation estimates covering England and Wales for the time period of the survey. However, the sample is clustered within postcode sectors and different individuals are selected with different levels of probability. While weighting removes these differences in selection, the weighted results are not based on a simple random sample. An estimation procedure is used to calculate the extent to which the estimates need to be set within wider confidence intervals, due to the complex nature of the sample design.

In 2000, this procedure was carried out within the STATA package, and the resulting design effects are tabulated in Appendix H for the core and ethnic minority booster samples. It is for researchers to make allowance for these design effects in using the BCS data.

5.9 Sample sub-groups for key analyses

Individual researchers may well wish to explore a range of different BCS sub-groups, and in such cases should use the Blaise questionnaire documentation to determine how to identify the cases which are of interest. Some examples of the way in which additional variables can simplify such analyses are noted here. More importantly, we also refer to several examples which illustrate the way in which the scope of questions needs to be understood to ensure that analyses are valid.

The criteria for selection of the Follow-up sections A and B were complex to implement. The specification required a random method of allocation of core and ethnic booster sample cases. In

the event, the allocation has been recorded in two variables, which were computed at the time of sample preparation and added to the data issued to interviewers:

Split This defines the main division into:

- 1 = 50% of the core sample and 85% of the ethnic minority boost sample
- 2 = 25% of the core sample and 7.5% of the ethnic minority boost sample
- 3 = 25% of the core sample and 7.5% of the ethnic minority boost sample

SubSplit This further divides the above categories to implement further requirements for filtering certain questions..

As these divisions were pre-assigned at the sampling stage, there are minor differences between the numbers achieved in each category and the percentages intended. The use of these variables is defined in Figures 3.1 and 3.2.

Non-victims/victims

It may seem most obvious to examine screener questions in the 'Main' block, but these questions do not lead to a victim form where the incident was before the start of 1999, and if there is an incident its coding may be unrelated to the screener at which the incident was mentioned. The most straightforward way to distinguish victims is to refer to a count of the number of victim forms completed (NoVFs) which was stored in the 'Admin' block, which is 0 for non-victims, and takes a value of 1-6 for victims (as in Table 4.4). However, it should also be noted that some incidents are not treated as offences. For example, where a vehicle's tyres have been deflated, this is a 'nuisance', and is treated as being outside the scope of the BCS offences.

Respondents who are heads of household

In collecting details of the adults (persons aged 16 and over) at the start of the interview, the household head is recorded in the array WhoHOH01-10. Occupation details are collected for the respondent and, where another adult is the head of household, for a second person (e.g. in the Demographic Block, variable WorkHOH is coded 1 or 2).

Households with children

In the 'Household grid' (AdminA), the number of children is recorded (NChil).

Car owners

At the start of the screening questions in the 'Main' block, respondents are asked whether anyone in the household has owned or had the regular use of a car, van or other motor vehicle at any time since the first of January 1999. If Yes, they are asked how many they own or have regular use of now, and how many they had for 'most of this period'. This level of detail is required to ensure that questions on vehicle security are asked of all those respondents in households where anyone now in the household has owned or had use of a motor vehicle. Interviewers are briefed to define the household as those people living in the dwelling at the time of the survey, since any persons who moved out have a chance of inclusion in the survey where they are now living. The Address Record Form (Appendix C) gives some guidance to interviewers on how to classify students and others who may have lived at the dwelling during part of the reference period.

Motorcycle owners

This is asked as a Yes/No question, immediately before the question about cars.

Bicycle owners

Respondents are asked if they, or anyone in the household has owned a bicycle at any time since the first of January 1999. If Yes, they are asked how many the household owns or has regular use of now.

Movers since January 1999

For respondents who moved to their current address since January 1999, questions about crimes related to the dwelling are repeated. They are asked first about the place at which the household lived on 1 January 1999 and any other addresses used prior to the move to their current address. The same questions are asked about the time since the move to the current address. In any analysis which relates property crime to area characteristics, Victim Forms relating to earlier addresses should be excluded, and this requires cross-referencing the files of victim forms to the screener questions.

Incidents in the calendar year 1999

BCS 2000 screener questions asked about the period since 1 January 1999. At the start of the Victim Forms, more accurate date information was collected, with the exact date when respondents could state it. The main complication is 'series' incidents, where a count in each quarter of 1999 was collected, as well as the number of occurrences since 1 January 2000. The 'series weight' (Weighti), is calculated on the basis of calendar year incidents, but is capped at a value of 5, and so does not provide a simple count of incidents. Care also needs to be taken about the interpretation of 'don't know' (99) and 'not answered/refused' (98) codes on the number of incidents which occurred within different time periods.

6 WEIGHTING THE DATA

6.1 Reasons for weighting

Different units of analysis (households, individuals, instances of victimisation) in the BCS data set have had different probabilities of inclusion in the sample. These differences arise from a number of sources: the over-sampling of small PFAs, the sub-selection of one dwelling unit at an address, the selection of one individual within a dwelling, differential response rates within subgroups, and the inclusion of a single victim form to represent a series of similar incidents. It is necessary to correct for these differences, by weighting, in order that estimates will be unbiased. Otherwise, the sample would over-represent small PFAs, single-dwelling addresses, people living alone and non-series incidents.

Component weights were calculated corresponding to each of the important sources of variation in inclusion probabilities, as outlined in sections 6.2 and 6.3 below. These components were then combined to produce the overall weights that should be used in analysis (see section 6.4).

6.2 Component weights – core sample

The elements of the weights were:

1. **Weight for Differential Selection Probabilities of Addresses (Police Force Area weight).** Small PFAs were over-sampled to provide a target minimum of 300 interviews. It was therefore necessary to down-weight these PFAs and up-weight the large ones to correct for the differences in selection probability of postcode sectors. To achieve this, a police force area weight was calculated for each sampled address of the form:

$$w_{1i} = \frac{N^a_i}{n^a_i} ; \text{ where } N^a_i \text{ is the total number of addresses on PAF in sampling stratum } i \text{ and } n^a_i \text{ is the sampled number of addresses in the stratum. Each of the "small" PFAs constitute a stratum in their own right, while all the "large" PFAs together form a single stratum.}$$
2. **Weight for Differential Non-Response (Inner City weight).** The differential sampling of PFAs replaced the previous practice of over-sampling inner city ('high crime') areas. However, the weight applied in previous years had simultaneously compensated for variations in both response rate and selection probability. Though there were no longer variations in selection probability between inner cities and other areas in 2000, to be consistent with the effects of weighting in earlier years, it was necessary to apply a weight to correct for the difference in response rate between inner city and other areas. As in the past, inner city areas were defined on the basis of Population Census data. After applying the police force area weight, the weighted household response rate was calculated separately for inner city and other areas. For each responding household, the inner city weight was calculated as the reciprocal of the weighted stratum response rate, where the strata, j ($j=1,2$), are inner cities and other (i.e. non-inner city) areas:

$$w_{2j} = \frac{\sum_i w_{1i} n^{h_{ij}}}{\sum_i w_{1i} m^{h_{ij}}} ; \text{ where } m^{h_{ij}} \text{ is the number of responding households in sampling stratum } i$$

and response stratum j and $n^{h_{ij}}$ is the total number of eligible households in the stratum.

Note that the purpose of this weight was simply to be consistent with practice on previous rounds of the BCS. It was not an attempt to provide a comprehensive correction for non-response bias.

3. **Weight for Differential Conditional Selection Probabilities of Dwelling Units.** At addresses which had more than one dwelling unit, the interviewer was required to make a random selection of one dwelling unit (as documented on the Address Record Form in Appendix C). The dwelling unit weight therefore simply equalled the number of dwelling units identified at the address (which was 1 at 99% of sample addresses).
4. **Weight for Differential Conditional Selection Probabilities of Individuals.** Just as the conditional selection probability of a dwelling unit weight was inversely proportional to the number of dwelling units at the address, so was the conditional selection probability of an individual inversely proportional to the number of individuals at the dwelling. Thus, each responding individual was assigned a weight which simply equalled the number of individuals in the household.
5. **Weight for Differential Representation of Series of Incidents (Series weight).** This weight is applied when estimating victimisation rates. Where the victim form collected details of the most recent incident in a series of similar incidents, the weight equals the number of incidents in the series between January and December 1999, subject to a maximum limit of 5.

6.3 Component weights – ethnic minority boost sample

1. **Weight for Differential Selection Probabilities of Addresses.** For the focussed enumeration part of the ethnic minority boost sample, this weight was simply the police force area weight as described above. For the high density ethnic minority areas part of the boost sample, this weight was $\frac{N_k^a}{n_k^a}$, where N_k^a is the total number of PAF addresses in sampling stratum k and n_k^a is the sampled number of addresses in the stratum. Note that there were two strata (k=1,2) within the high density ethnic minority areas – “dense” and “very dense” – which were sampled at slightly different rates.
2. **Other components.** The other four component weights were calculated for the ethnic minority boost sample in an analogous way to that described above for the core sample. The only subtle distinction was that the dwelling unit weight was not the total number of dwelling units at the address, but rather the number of dwelling units at which at least one black or Asian person was believed to be resident.

6.4 Combining weights in analysis

Two combined weights are used for general analysis of the core sample:

- Wt_HHold** This is the product of PFA/selection, inner city and the dwelling unit weights. In the Home Office’s documentation and files, it is labelled ‘Weightb’.
- Wt_Ind** This is the product of PFA/selection, inner city, dwelling unit and individual weights. In the Home Office’s documentation and files, it is labelled ‘Weighta’.

The core sample is designed to be representative of the entire household population of England and Wales, so use of `wt_hhold` (for analysis of household-level data) or `wt_ind` (for analysis of individual-level data) will provide total population estimates. It should be noted that `wt_hhold` and `wt_ind` have been set to zero for all members of the ethnic minority boost sample.

For analysis of the ethnic minority boost sample, counterparts to these weights have been calculated as the products of the analogous components, described in section 6.3 above (`wt_hh2` and `wt_ind2`, respectively). `Wt_hh2` and `wt_ind2` have been set to zero for all members of the core sample.

However, as over 800 black or Asian individuals were interviewed as part of the core sample, precision for ethnic minority estimates can potentially be improved by adding these cases in to the analysis of the boost sample. To do this, the weights `wt_hh3` and `wt_ind3` should be used. These weights were calculated by:

- scaling the weights (`wt_hhold`, `wt_ind`) for all core sample individuals who identified themselves as black or Asian (including mixed race) to a mean value of one;
- scaling the weights (`wt_hh2`, `wt_ind2`) for all boost sample individuals who identified themselves as black or Asian (including mixed race) to a mean value of one;
- setting the weight to zero for all individuals from either sample who identified themselves as anything other than black or Asian.

It should be noted that in the core sample there will be some households that contain one or more black or Asian individuals but where the selected respondent is not black or Asian. However, it is not possible to identify these "mixed race" households, as self-ascribed ethnic group is only recorded for the respondent, not for other household members. Thus, the core sample cannot be used to strictly identify "ethnic minority households", where this is defined as any household containing at least one black or Asian individual. On the other hand, this is precisely the definition used to determine eligibility for the boost sample. Thus, the combined sample (using `wt_ind3`) will correctly represent black or Asian individuals (except in so far as it under-represents those living in areas of low ethnic density as a result of the design of the boost sample), but for analysis of households (using `wt_hh3`) it will additionally under-represent mixed-race households.

A further pair of weights (`wt_hh4` and `wt_ind4`) have been provided in order to permit the entire core sample to be combined with the entire boost sample. Essentially, these down-weighted all (boost and core sample) black and Asian individuals, in order that when combined the proportion of black and Asian individuals in the weighted sample equals the proportion of black or Asians in the core sample (using `wt_hhold` and `wt_ind`). These weights were calculated by:

- scaling the weights (`wt_hhold`, `wt_ind`) for core sample non-ethnic minority respondents¹⁵ to a mean value of one;
- scaling the weights (`wt_hh2`, `wt_ind2`) for boost sample non-ethnic minority respondents to a mean value of one;
- re-scaling the weights for all non-ethnic minority respondents so that their sum equalled the weighted (using `wt_hhold`, `wt_ind`) total of non-ethnic respondents in the core sample;
- re-scaling the weights (`wt_hh3`, `wt_ind3`) for all ethnic minority respondents so that their sum equalled the weighted (using `wt_hhold`, `wt_ind`) total of ethnic respondents in the core sample;
- re-scaling all weights by a constant so that they sum to the total unweighted sample size (23,285).

¹⁵ Ethnic minority is defined here as self-ascription of black or Asian (including mixed race).

However, while we have provided these weights for use by researchers who wish to combine the samples in this way, we recommend that they should be used only with extreme caution. For most total population estimates it will be preferable to use wt_hhold and wt_ind – estimates based upon wt_hh4 and wt_ind4 are typically likely to be less accurate due to the bias introduced by adding in the boost sample (primarily due to the differential coverage of the ethnic minority population).

Researchers should note that the supplied weights should not be used to combine the core and boost samples in analysis of Follow-up A or Follow-up B questions. This is because different proportions of the core and boost sample respondents were directed through these questions (see Figure 3.1 for details).

Finally, in estimating victimisation rates, the Series weight ('weighti') is multiplied by the household or individual weight (core or ethnic minority estimates being calculated separately), according to which offence classification code has been assigned to the incident(s). The distinction is made as shown in table 6.1.

Table 6.1 The distinction between household and personal incidents

	Household incidents	Personal incidents
Offence codes:	50	11
	51	12
	52	13
	53	21
	55	31
	56	32
	57	33
	58	34
	60	35
	61	41
	62	42
	63	43
	64	44
	65	45
	71	67
	72	73
	80	85
	81	86
	82	91
	83	92
	84	93
		94

Full details of how weights are applied to BCS data are set out in BCS training materials available from the Home Office (email: bcinfo.rds@homeoffice.gsi.gov.uk).

7 REPRESENTATIVENESS OF THE ACHIEVED SAMPLE

The core sample was designed to be representative of the population in private households in England and Wales. A series of comparisons is presented in the following tables, showing to what extent the achieved BCS sample reflects the information available on the population, both before and after applying the appropriate weights.

7.1 Demographic comparisons

The regional distribution of the population aged 16 or over is shown in Table 7.1, based on Government Office Regions. The main discrepancy is under-representation of London, reflecting lower response rates. This is compensated by rather higher response in regions further from London. The weighting goes some way to compensate for these differences.

Table 7.1 Regional distribution of the population aged 16 or over

Government Office Region	Unweighted Core Sample	Weighted Core Sample	Mid-year 1999 population estimates (16+)	Difference (Core Sample minus Population)
	%	%	%	%
North East	6.1	5.5	4.9	+0.6
North West	13.0	13.5	13.0	+0.5
Yorks & Humber	9.7	9.4	9.6	-0.2
East Midlands	8.1	8.1	8.0	+0.1
West Midlands	9.9	10.0	10.1	-0.1
South West	10.3	10.0	9.5	+0.5
Eastern	11.0	10.2	10.3	-0.1
London	10.4	11.9	13.8	-1.9
South East	14.3	15.1	15.4	-0.3
Wales	7.4	6.1	5.6	+0.5
Base	19,411	19,406	41,995,800	

Source: *National Statistics (2000): Series PE No 2, Table 8*

The same type of comparisons are made in Table 7.2 on the basis of age groups and sex. The key point is relative under-representation of both ends of the age range, again mitigated somewhat by the weighting design. Overall, male respondents are somewhat under-represented in the achieved sample.

Table 7.2 Age and sex distribution of the population

Age group and Sex	Unweighted Core Sample	Weighted Core Sample	Mid-year 1999 population estimates (16+)	Difference (Core Sample minus Population)
	%	%	%	%
Age group				
16 - 19	3.5	5.6	6.2	-0.6
20 - 24	4.5	6.0	7.3	-1.3
25 - 34	17.8	17.6	19.1	-1.5
35 - 44	18.6	18.7	18.4	+0.3
45 - 54	16.4	18.0	16.5	+1.5
55 - 64	15.0	14.7	12.7	+2.0
65 - 74	13.1	11.5	10.4	+1.1
75 - 84	8.9	6.6	6.9	-0.3
85 and over	2.1	1.3	2.5	-1.2
Sex				
Male	45.5	47.9	48.8	-0.9
Female	54.5	52.1	51.2	+0.9
All aged 16 and over (Base)	19,411	19,408	41,995,800	

Source: National Statistics (2000): Series PE No 2, Table 3

7.2 Other characteristics

Other ways in which the achieved and weighted sample compares with population data are summarised in Table 7.3. This suggests that residents in owner-occupied accommodation were slightly over-represented and that residents in Council and Housing Association accommodation were under-represented. In terms of car ownership and availability, the BCS sample compares closely with the national profile.

Table 7.3 Household characteristics

Tenure of the accommodation, car availability and ethnic group	Unweighted Core Sample	Weighted Core Sample	Mid-year 1999 population estimates (16+)	Difference (Core Sample minus Population)
	%	%	%	%
Tenure				
Own outright	29.4	28.6	26	+2.6
Buying on mortgage	40.2	39.5	41	-1.5
Rent from Council	13.5	13.7	19	-5.3
Rent from Housing Assoc	4.9	5.0	5	0
Rent (unfurnished)	4.4	4.7	3	+1.7
Rent (furnished)	2.6	3.2	6	+2.8
Tied to job	0.6	0.6	-	-
Other	4.4	4.7	-	-
Car availability				
None	31.1	30.2	30	+0.2
One	45.4	45.1	45	+0.1
Two or more	23.5	24.7	25	-0.3
Ethnic Group				
White	94.5	93.2	94	-0.8
Black - Caribbean	0.8	0.8	0.9	-0.1
Black - African	0.4	0.5	0.5	0
Black - Other	0.1	0.1	0.2	-0.1
Indian	1.3	1.9	2	-0.1
Pakistani	0.5	0.7	1	+0.3
Bangladeshi	0.4	0.6	0.3	+0.3
Chinese	0.3	0.3	0.2	+0.1
Mixed race	0.7	0.7	0.7	0
Other	0.9	1.0	0.5	+0.5
All aged 16 and over (Base)	19,411	19,408	41,995,800	

Sources:

Tenure: *Social Trends, 1999, Table 10.4 (Data for 1997)*

Cars: *Social Trends, 1999, Table 12.7 (Data for 1997)*

Ethnic Group: *Population Trends, Vol 88 (Summer 1997)*

APPENDIX A ADVANCE LETTERS FOR CORE AND ETHNIC MINORITY BOOSTER SAMPLE

Separate versions of the advance letters were prepared for National Centre and Office for National Statistics interviewers to use, giving contact details.

Interviewers working in Wales used a version of the advance letter which had a translation in Welsh as well as the English version.



HOME OFFICE

Research, Development and Statistics Directorate
Crime and Criminal Justice Unit
50 Queen Anne's Gate, London, SW1H 9AT

Date: _____

Dear Sir/Madam,

THE 2000 BRITISH CRIME SURVEY

The Home Office is conducting an important study in England and Wales. The British Crime Survey asks people whether they have been personally affected by crime, and the results play a vital role in helping to decide what action can be taken to prevent crime. The survey also asks about people's views and experiences of the police and the courts. We have commissioned two research organisations, the *National Centre for Social Research* and the *Office for National Statistics*, to conduct the interviews on our behalf.

Your household has been selected at random from the Post Office's national list of addresses. We are seeking to interview only one person from each household. The selection of this person is at random, to ensure the survey reflects the experiences of the whole population.

An interviewer from the *National Centre* will call on you, or telephone to make an appointment, within the next few weeks. He/she will show you an identification card and can answer any questions you may have about the survey. The interviewer will need to ask a few questions to decide which person is selected for the interview. The information you give will be treated in strict confidence by these organisations. No information that can identify you or your household will be passed to the Home Office or to any other organisation.

If you wish to know more about the survey or wish to get a message to an interviewer who has already contacted you please ring Maria McKenna at the *National Centre* on 01277 200600 between 9.30am and 5.30pm Monday to Friday.

It is important that as many people as possible take part in this study, to reflect the variety of different circumstances and experiences that exist in England and Wales today. Your answers will help in the planning of new initiatives to reduce crime, so your participation is extremely important. We hope you agree to take part and thank you in advance for your help and co-operation.

Yours faithfully,

Tracey Budd
(Senior Research Officer, Home Office)

Interviewer: _____



HOME OFFICE

Research, Development and Statistics Directorate
Crime and Criminal Justice Unit
50 Queen Anne's Gate, London, SW1H 9AT

Date: _____

Dear Sir/Madam,

THE 2000 BRITISH CRIME SURVEY

The Home Office is conducting an important study in England and Wales. The British Crime Survey asks people whether they have been personally affected by crime, and the results play a vital role in helping to decide what action can be taken to prevent crime. The survey also asks about people's views and experiences of the police and the courts. We have commissioned two research organisations, the *National Centre for Social Research* and the *Office for National Statistics*, to conduct the interviews on our behalf.

In order to understand crime experienced by members of ethnic minorities, in some areas the survey is seeking additional households with one or more adults who are Black or whose families were originally from India, Pakistan or Bangladesh. At each such address, we wish to interview only one adult. The selection of this person is at random, to ensure the survey reflects the experiences of the whole population.

An interviewer from the *National Centre* will call on you, or telephone to make an appointment, within the next few weeks. He/she will show you an identification card and can answer any questions you may have about the survey. The interviewer will need to ask a few questions to decide which person is selected for the interview. The information you give will be treated in strict confidence by these organisations. No information that can identify you or your household will be passed to the Home Office or to any other organisation.

If you wish to know more about the survey or wish to get a message to an interviewer who has already contacted you please ring Maria McKenna at the *National Centre* on 01277 200600 between 9.30am and 5.30pm Monday to Friday.

It is important that as many people as possible take part in this study, to reflect the variety of different circumstances and experiences that exist in England and Wales today. Your answers will help in the planning of new initiatives to reduce crime, so your participation is extremely important. We hope you agree to take part and thank you in advance for your help and co-operation.

Yours faithfully,

Tracey Budd
(Senior Research Officer, Home Office)

Interviewer: _____

HD/FE

APPENDIX B RESPONDENT LEAFLET

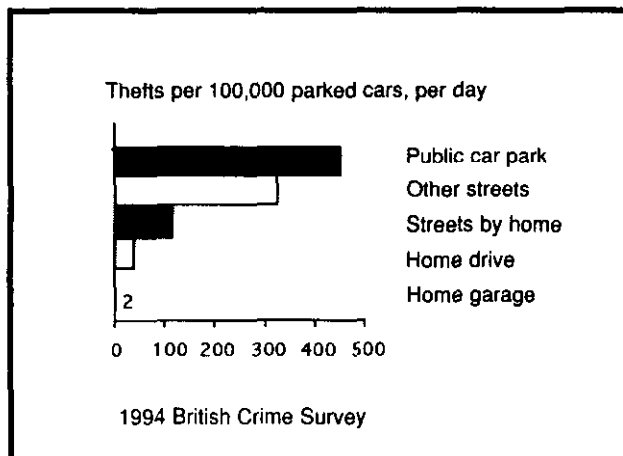
The leaflet was enclosed with the advance letter. Interviewers carried additional copies to leave with respondents where they felt it was appropriate to do so.

Risks of vehicle crime

Vehicles are a very common target for criminals. Nearly a quarter of all BCS offences involved theft or attempted theft of vehicles, or items from vehicles. Attempted thefts have become more common relative to actual thefts over time. This could well be due to an increase in the use of security devices, which help make it more difficult for thieves to get into cars.

Three-quarters of car thefts happen at night, many of them around the home. But if you take account of how long cars are parked at different locations, the risk of theft is four times higher in public car parks than in the street outside home or work. The 1994 BCS revealed that the risk of a car being stolen from a public car park is 200 times higher than when cars were parked in garages at home (Figure 3).

Figure 3: Risks of car-related thefts in different locations.



Risks of burglary

Almost one in twenty households were burgled in 1997. This includes attempted burglaries in which the offender did not gain entry to the home. Since 1993 the number of burglaries has fallen. The fall is likely to be partly due to the increased use by households of home security measures, such as window locks, security lights and burglar alarms. The British Crime Survey has shown that even common security devices, such as deadlocks and window locks, greatly reduce the risk of being burgled.

Further information

If you would like further information about the results of the British Crime Survey please contact:

Tracey Budd
Research Development and Statistics
Home Office
Queen Anne's Gate
London SW1H 9AT
Telephone: 0171 273 4111 / 020 7273 4111

RDS internet Site:
<http://www.homeoffice.gov.uk/rds/index.htm>



The 2000 British Crime Survey

This is the eighth British Crime Survey (BCS) since 1982 and you have been asked to take part. The survey is carried out for the Home Office by two survey organisations working together: the National Centre for Social Research and the Office for National Statistics.

What is the British Crime Survey ?

The survey measures the amount of crime in England and Wales by asking people such as yourself about crimes they have experienced in the last year. The British Crime Survey includes crimes which are not reported to the police, so it is an important alternative to police records. Without the British Crime Survey the government would have no information on these unreported crimes. The survey helps to identify those most at risk of different types of crime, and helps in the planning of crime prevention programmes. The survey also looks at people's attitudes to crime, such as how much they fear crime and what measures they take to avoid it.

Who is responsible for the survey ?

The Research, Development and Statistics Directorate of the Home Office is responsible for the British Crime Survey. Interviews are carried out by two independent survey organisations. The results will be published by the Home Office in autumn 2000.

Is this information confidential ?

It is *entirely confidential*.

- The research organisations conducting the interviews do not pass on the names and addresses of people taking part in this study to the Home Office, or to anyone else.
- At the end of each interview the computer files are scrambled so that no-one, including the interviewers, can read your answers on the screen.
- The forms which identify people's addresses and the computer disks holding the answers are always stored separately.

Will I be contacted again ?

It is very unlikely, but a small number of interviews are checked to ensure that the information you gave was recorded accurately. Also, if you agreed to take part in further research, you may be contacted again.

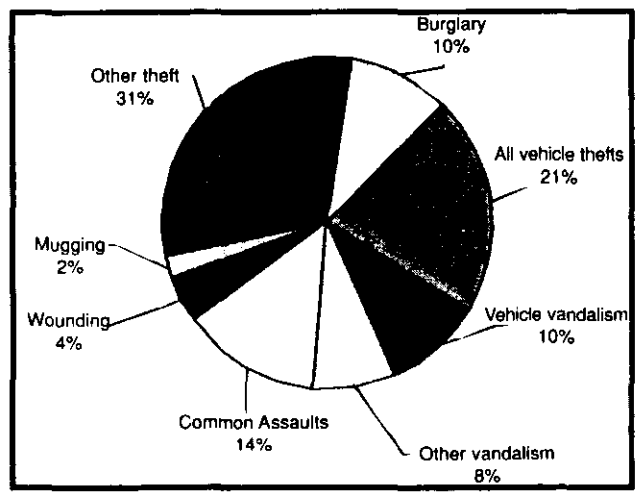
Who takes part in the survey ?

About 24,000 people aged 16 and over will be interviewed for the year 2000 survey. Households are randomly selected from the Post Office's list of addresses for England and Wales. Only one person from each address is interviewed and this person is also chosen at random. It is important to have a strictly random selection of people answering the questions, so that the results reflect the experiences and attitudes of the whole population.

What has the British Crime Survey shown so far ?

The last British Crime Survey, conducted in 1998, estimated a total of 16.4 million crimes were committed against individuals or their property in 1997. The most common offences (62% of the total) involved some type of theft (Figure 1). A minority of crimes (21%) were categorized as violent offences, the majority of these being common assaults involving, at most, minimal injury (14%). Only 4% involved significant injury (wounding) and 2% were muggings (robbery and snatch thefts).

Figure 1: All BCS crimes in 1997.



Unreported Crime

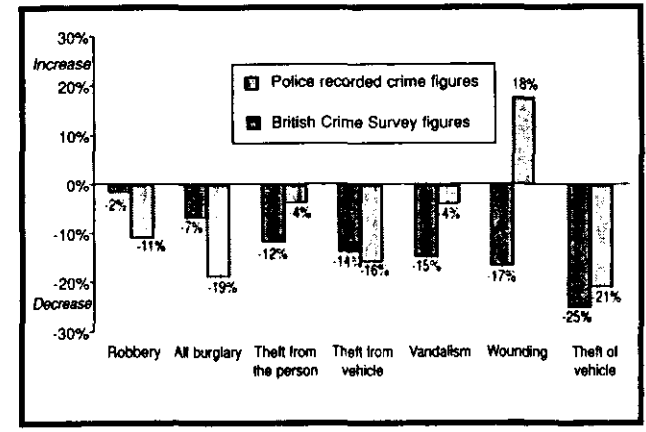
Under half of all crimes counted by the British Crime Survey were reported to the police. Reporting rates vary according to the type of crime. Crimes which involve significant financial loss to the victim, such as burglary or theft of a vehicle, are most likely to be reported.

Victims do not report crime for various reasons. For example, they may not want to waste police time; they think the crime is not serious enough; or they think the police will not be able to catch the culprit. But many crimes which are seen as serious are not brought to police attention.

Trends in crime

The British Crime Survey estimated that there were 16,437,000 crimes against people in private households in England and Wales in 1997. This represents a fall of 14% since 1995. The fall in crime between 1995 and 1997 was the first the survey has recorded. It confirmed the downward trend in crimes recorded by the police (Figure 2).

Figure 2: Percentage change in police recorded, and BCS crime, 1995 to 1997.



APPENDIX C ADDRESS RECORD FORMS

Four types of address record form were used:

- Core sample, with focused enumeration (White front page)
- Core sample, with no focused enumeration (Buff)
- Ethnic Minority Sample – Focused Enumeration (Blue)
- Ethnic Minority Sample – High Density Areas (Green)



National Centre P.1958

2000 BRITISH CRIME SURVEY

January 2000

ADDRESS LABEL

SELECTION LABEL

SLOT NAME	
RETURN NO.	
FINAL OUTCOME	

AREA 1-4
SERIAL 5-6
SCREEN 7
CARD 01 8-9

INTERVIEWER 10-13

POSTCODE 14-20

Tel No.:

Resp-
ondent

Interviewer Name ...

... and Number

TOTAL NO CALLS 21-22

RECORD OF VISITS (Note all visits to address, even if no reply)

VISIT NUMBER	01	02	03	04	05	06	07	08	09	10	11	12
TIME OF DAY:												
Up to noon	1	1	1	1	1	1	1	1	1	1	1	1
1201-1400	2	2	2	2	2	2	2	2	2	2	2	2
1401-1700	3	3	3	3	3	3	3	3	3	3	3	3
1701-1900	4	4	4	4	4	4	4	4	4	4	4	4
1900 or later	5	5	5	5	5	5	5	5	5	5	5	5
DATE:												
i) Day (Mon = 1, Tues = 2 etc)	<input type="text"/>	<input type="text"/>	<input type="text"/>	<input type="text"/>	<input type="text"/>	<input type="text"/>	<input type="text"/>	<input type="text"/>	<input type="text"/>	<input type="text"/>	<input type="text"/>	<input type="text"/>
ii) Date	<input type="text"/>	<input type="text"/>	<input type="text"/>	<input type="text"/>	<input type="text"/>	<input type="text"/>	<input type="text"/>	<input type="text"/>	<input type="text"/>	<input type="text"/>	<input type="text"/>	<input type="text"/>
iii) Month	<input type="text"/>	<input type="text"/>	<input type="text"/>	<input type="text"/>	<input type="text"/>	<input type="text"/>	<input type="text"/>	<input type="text"/>	<input type="text"/>	<input type="text"/>	<input type="text"/>	<input type="text"/>
EXACT TIME OF VISIT	<input type="text"/>	<input type="text"/>	<input type="text"/>	<input type="text"/>	<input type="text"/>	<input type="text"/>	<input type="text"/>	<input type="text"/>	<input type="text"/>	<input type="text"/>	<input type="text"/>	<input type="text"/>

NOTE OUTCOME OF EACH VISIT & ALSO KEEP RECORD OF ANY PHONE CALLS MADE TO CONFIRM APPTS

1
2
3
4
5
6
7

DATE OF LAST VISIT 23-26

DAY OF WEEK
(MON=1 SUN=7)1 27

1. IS THIS ADDRESS TRACEABLE, RESIDENTIAL AND OCCUPIED?

Yes	A GO TO Q.3
No	B ANSWER Q.2

IF NO AT Q.1
2. WHY NOT?

- Insufficient address (call office before returning)
- Not traced (call office before returning)
- Not yet built/not yet ready for occupation
- Derelict/demolished
- Empty
- Business/industrial only (no private dwellings)
- Institution only (no private dwellings)
- Other (please give details)
- Office refusal

- (28-29)
- 01
 - 02
 - 03
 - 04
 - 05
 - 06
 - 07
 - 08
 - 70

IF YES AT Q.1
3. ESTABLISH NUMBER OF OCCUPIED DWELLING UNITS COVERED BY ADDRESS
(IF NOT KNOWN, TREAT AS OCCUPIED)

IF NECESSARY, ASK:
i) Can I just check, is this *house/bungalow* occupied as a single dwelling, or is it split up into flats or bedsitters?
ii) How many of those *flats/ bedsitters* are occupied at the present time?

Number of occupied units established
No contact made with any adult
Information refused

	FIRST ROUND	AFTER TELEPHONE CONVERSION	GO TO
Number of occupied units established	A	A	Q4a
No contact made with any adult	21	21	Q17
Information refused	22	22	

4a. IF NUMBER OF OCCUPIED UNITS ESTABLISHED
RECORD NUMBER OF OCCUPIED UNITS

		(30-31)
--	--	---------

4b. INTERVIEWER SUMMARY: →

1 unit only
2+ units

A	GO TO Q.9
B	GO TO Q.5

IF 2+ UNITS
5. LIST ALL OCCUPIED DWELLING UNITS AT ADDRESS
• in flat/room number order
or • from bottom to top of building, left to right, front to back

DWELLING UNIT	'DU' CODE
	01
	02
	03
	04
	05
	06

DWELLING UNIT	'DU' CODE
	07
	08
	09
	10
	11
	12

6. LOOK AT SELECTION LABEL ON PAGE 1.

- i) "LIST" ROW - Find number corresponding to total number of DUs
- ii) "SELECT" ROW - Number beneath total number of DUs is SELECTED DU

7. ENTER 'DWELLING UNIT CODE' OF SELECTED DU

		(32-33)
--	--	---------

8. RECORD FLAT NUMBER/DETAILS OF LOCATION OF SELECTED UNIT:

9. SEEK CONTACT WITH RESPONSIBLE ADULT AT ADDRESS AND INTRODUCE SURVEY

FIRST ROUND	AFTER TELEPHONE CONVERSION	GO TO
-------------	----------------------------	-------

Contact made

A	A	Q10a
23	23	Q17

Contact not made with responsible adult (after 5+ calls)

IF CONTACT MADE

10a. ASK: Including yourself, how many people aged 16 or over live in this house/flat/part of the accommodation?

FIRST ROUND	AFTER TELEPHONE CONVERSION	GO TO
-------------	----------------------------	-------

No. of people aged 16+ established

A	A	Q10b
24	24	Q17

Information refused

10b. IF NUMBER OF PERSONS AGED 16+ ESTABLISHED RECORD NUMBER OF PERSONS AGED 16+

--	--

(34-35)

INCLUDE

- PEOPLE WHO NORMALLY LIVE AT ADDRESS WHO ARE AWAY FOR UNDER 6 MONTHS
- PEOPLE AWAY ON WORK FOR WHOM THIS IS THE MAIN ADDRESS
- BOARDERS AND LODGERS

EXCLUDE

- PEOPLE AGED 16+ WHO LIVE ELSEWHERE TO STUDY OR WORK
- SPOUSES WHO ARE SEPARATED AND NO LONGER RESIDENT
- PEOPLE AWAY FOR 6 MONTHS OR MORE

11. INTERVIEWER SUMMARY

1 person only

A

GO TO Q.15

2+ persons

B

GO TO Q.12

IF 2+ PERSONS

12. ASK FOR FIRST NAME OR INITIAL OF EACH PERSON. LIST IN ALPHABETICAL ORDER.

FIRST NAME OR INITIAL	PERSON NUMBER
	01
	02
	03
	04
	05
	06

FIRST NAME OR INITIAL	PERSON NUMBER
	07
	08
	09
	10
	11
	12

13. LOOK AT SELECTION LABEL ON PAGE 1

- i) "LIST" ROW - Find number corresponding to total number of persons
- ii) "SELECT" ROW - Number beneath total number of persons is SELECTED PERSON NUMBER. RING ON GRID ABOVE.

14. ENTER 'PERSON NUMBER' OF SELECTED PERSON

--	--

(36-37)

15. RECORD FULL NAME OF SELECTED PERSON: (THEN TRANSFER TO PAGE 1, BELOW LABEL)

--

16. OUTCOME OF INTERVIEW ATTEMPTS
CODE ONE ONLY

	FIRST ROUND	AFTER TELEPHONE CONVERSION	GO TO
Interview obtained: - Full	51 →	51 →	Q20
- Partial	52 →	52 →	
- No contact with selected person after 5+ calls	71	71	
- Personal refusal by selected person	72	72	
- Proxy refusal (on behalf of selected person)	73	73	
- Broken appointment, no recontact	74	74	
- Ill at home during survey period	75	75	
- Away/in hospital during survey period	76	76	
- Selected person senile/incapacitated	77	77	
- Inadequate English	78	78	
- Other reason (EXPLAIN)	79	79	
	↓ ANSWER Q17	↓ ANSWER Q19c	

17. WRITE IN REASONS FOR REFUSAL/NON-CONTACT ETC IN FULL:

COMPLETE AFTER FIRST ROUND

FULL REASONS FOR CODES 21/22 AT Q3, CODE 23 AT Q9 CODE 24 AT 10a AND
CODES 71-79 AT Q16

NOW ANSWER Q18a

IF NO INTERVIEW OBTAINED AT FIRST ROUND

18a. Have you obtained/is there a surname or telephone number for this address?

Yes 1
No 2

18b. Complete Page 6 (Q.20 – Q.24)

NB IF FOCUSED ENUMERATION AREA, COMPLETE PAGES 7 AND 8 AND TRANSFER SELECTION GRID TO ETHNIC MINORITY ARF.

Transmit as unproductive outcome code and return the ARF to Brentwood in the usual way.

Please ensure that you have noted details of refusal/non-contact at 17 to facilitate any recontact by the Telephone Conversion Unit.

19a. **TELEPHONE CONVERSION UNIT:**

Was this ARF successfully converted and reissued for completion of interview?

Yes	1	ANSWER Q19b
No	2	GO TO Q19c

(39)

19b. Recode outcome at Q.16 (page 4) as appropriate using 'After Telephone Conversion' column

19c. **COMPLETE AFTER TELEPHONE CONVERSION**

FULL REASONS FOR CODES 21/22 AT Q3, CODE 23 AT Q9 CODE 24 AT 10a AND CODES 71-79 AT Q16

ALL RESIDENTIAL ADDRESSES (CONTACTS AND NON-CONTACTS INCLUDING VACANTS)

20. Which of the following are visible at the sampled address?
CODE ALL THAT APPLY (40-45)
- | | |
|------------------------------------|---|
| Burglar alarm | 1 |
| Security gate over front door | 2 |
| Bars/grilles on <u>any</u> windows | 3 |
| Other security device(s) | 4 |
| Estate/block security lodge/guards | 5 |
| Entryphone | 6 |
| None of these | 0 |
- INTERVIEWER ASSESSMENTS:**
- 21a. In the immediate area, how common is litter or rubbish lying around?
(46)
- | | |
|-------------------|---|
| Very common | 1 |
| Fairly common | 2 |
| Not very common | 3 |
| Not at all common | 4 |
- 21b. How common is vandalism, graffiti or deliberate damage to property?
(47)
- | | |
|-------------------|---|
| Very common | 1 |
| Fairly common | 2 |
| Not very common | 3 |
| Not at all common | 4 |
- 21c. How common are homes in poor condition/run down?
(48)
- | | |
|-------------------|---|
| Very common | 1 |
| Fairly common | 2 |
| Not very common | 3 |
| Not at all common | 4 |
- 22a. **SAMPLED DWELLING IS: (49-50)**
- | | |
|------------------------------|---|
| Whole house - detached | 1 |
| - semi-detached | 2 |
| IF NO DWELLING - mid-terrace | 3 |
| SELECTED, CODE - end-terrace | 4 |
| FOR ADDRESS Maisonette | 5 |
| Flat - purpose-built | 6 |
| Flat - converted | 7 |
| Rooms, bedsitter | 8 |
| Caravan/mobile home | 9 |
| Unable to code | 0 |
- IF FLAT, ETC (5-8 AT a) ANSWER b-c.
OTHERS GO TO Q.23
- 22b. **CODE TYPE OF FLAT, ETC: (51)**
- | | |
|--------------------|---|
| Self-contained | 1 |
| Not self-contained | 2 |
| Unable to code | 0 |
- 22c. **BUILDING HAS: (52)**
- | | |
|-------------------------------|---|
| Common entrance: lockable | 1 |
| Common entrance: not lockable | 2 |
| No common entrance | 3 |
- 23a. Is the sampled house/flat in good or poor physical condition?
(53)
- | | |
|----------------------|---|
| Very good | 1 |
| Fairly good | 2 |
| Neither good nor bad | 3 |
| Fairly bad | 4 |
| Very bad | 5 |
| Unable to code | 0 |
- 23b. Is the sampled house/flat in a better or worse condition than the others in this area?
(54)
- | | |
|----------------|---|
| Better | 1 |
| Worse | 2 |
| About the same | 3 |
| Unable to code | 0 |
24. Is the dwelling in a Neighbourhood Watch area?
(55)
- | | |
|----------------|---|
| Yes | 1 |
| No | 2 |
| Unable to code | 0 |
25. **TOTAL LENGTH OF INTERVIEW: MINUTES:** **(56-58)**

ETHNIC MINORITY SCREEN

**COMPLETE THIS SECTION FOR EACH ADDRESS ISSUED,
EVEN IF YOU DO NOT INTERVIEW OR DO NOT MAKE CONTACT
AT THAT MAIN SAMPLE ADDRESS.**

BEFORE CALLING AT A MAIN SAMPLE ADDRESS:

1. Use the rules provided to identify 2 adjacent addresses to the left and 2 adjacent addresses to the right of the main sample address. Write them in overleaf, giving them screen numbers 1-2 and 3-4 respectively.
Note: Main sample addresses always have screen number 0.
2. AT THE END OF YOUR CONTACT AT THE MAIN ADDRESS, even if you do not get an interview there, read out the following explanation:

"The Home Office is interested in the experience of crime among particular groups in the population and have asked us to take special steps to seek interviews with members of ethnic minorities..."

THEN ASK:

"The 2 addresses to the left of this one are _____ (DESCRIBE ADDRESSES). Is there anyone living at these addresses who is black or who is of Asian origin? By someone of Asian origin, I mean someone whose family came originally from India, Pakistan or Bangladesh..."

THEN ASK:

"The 2 addresses to the right of this one are _____ (DESCRIBE ADDRESSES). Is there anyone living at these addresses who is black or who is of Asian origin?"

Left Right

(59) (60)

No - no-one from ethnic minority	1	1	IF BOTH 1 END
Yes - someone from ethnic minority	2	2	
Don't know	3	3	GO TO Q.3
Refused	4	4	
MAIN ADDRESS BUSINESS/INSTITUTION	5	-	
MAIN ADDRESS EMPTY/NO CONTACT	6	-	
MAIN ADDRESS NOT TRACED	7	-	
NOT APPLICABLE	9	-	

3. SCREENING OF ADDRESSES REQUIRED TO ESTABLISH OR CONFIRM WHETHER ANYONE FROM ETHNIC MINORITY PRESENT:

"Is there anyone living at this address who is black or who is of Asian origin. By Asian we mean someone whose family comes originally from India, Pakistan or Bangladesh?"

CODE ANSWER BELOW

YOU MAY SEEK INFORMATION AT ADJACENT ADDRESSES, ACCEPTING A DEFINITE 'NO' AS FINAL. ANY CASE WHERE THE ANSWER IS 'YES' OR 'DON'T KNOW' OR INFORMATION IS NOT OBTAINED MUST BE CHECKED AT THE ADDRESS ITSELF.

MAKE OUT A NEW ADDRESS RECORD FORM (ARF) FOR EACH ADDRESS WHICH INCLUDES ONE OR MORE ETHNIC MINORITY MEMBERS. COPY THE AREA AND SERIAL NUMBER FROM THE LABEL ON FRONT OF THIS ARF.

SCREEN NUMBER

OUTCOME

1. LEFT

NO - no-one from ethnic minority
 YES - someone from ethnic minority
 Don't know
 Information not obtained

(61)

1

2 **START NEW ARF**

3

8

2. LEFT

NO - no-one from ethnic minority
 YES - someone from ethnic minority
 Don't know
 Information not obtained

(62)

1

2 **START NEW ARF**

3

8

3. RIGHT

NO - no-one from ethnic minority
 YES - someone from ethnic minority
 Don't know
 Information not obtained

(63)

1

2 **START NEW ARF**

3

8

4. RIGHT

NO - no-one from ethnic minority
 YES - someone from ethnic minority
 Don't know
 Information not obtained

(64)

1

2 **START NEW ARF**

3

8



National Centre P.1958

2000 BRITISH CRIME SURVEY

January 2000

ADDRESS LABEL

SELECTION LABEL

SLOT NAME	
RETURN NO.	
FINAL OUTCOME	

AREA 1-4
SERIAL 5-6
SCREEN 7
CARD 01 8-9

Tel No.:

Respondent

INTERVIEWER 10-13

POSTCODE 14-20

Interviewer Name ...

... and Number

TOTAL NO CALLS 21-22

RECORD OF VISITS (Note all visits to address, even if no reply)

VISIT NUMBER	01	02	03	04	05	06	07	08	09	10	11	12
TIME OF DAY:												
Up to noon	1	1	1	1	1	1	1	1	1	1	1	1
1201-1400	2	2	2	2	2	2	2	2	2	2	2	2
1401-1700	3	3	3	3	3	3	3	3	3	3	3	3
1701-1900	4	4	4	4	4	4	4	4	4	4	4	4
1900 or later	5	5	5	5	5	5	5	5	5	5	5	5
DATE:												
Day (Mon = 1, Tues = 2 etc)												
Date												
Month												

EXACT TIME OF VISIT

NOTE OUTCOME OF EACH VISIT & ALSO KEEP RECORD OF ANY PHONE CALLS MADE TO CONFIRM APPTS

DATE OF LAST VISIT 23-26

DAY OF WEEK
(MON=1 SUN=7)1 27

1. IS THIS ADDRESS TRACEABLE, RESIDENTIAL AND OCCUPIED?

Yes	A GO TO Q.3
No	B ANSWER Q.2

2. IF NO AT Q.1 WHY NOT?

- Insufficient address (call office before returning)
- Not traced (call office before returning)
- Not yet built/not yet ready for occupation
- Derelict/demolished
- Empty
- Business/industrial only (no private dwellings)
- Institution only (no private dwellings)
- Other (please give details)
- Office refusal

3. IF YES AT Q.1 ESTABLISH NUMBER OF OCCUPIED DWELLING UNITS COVERED BY ADDRESS (IF NOT KNOWN, TREAT AS OCCUPIED)

IF NECESSARY, ASK:
 i) Can I just check, is this *house/bungalow* occupied as a single dwelling, or is it split up into flats or bedsitters?
 ii) How many of those *flats/ bedsitters* are occupied at the present time?

	FIRST ROUND	AFTER TELEPHONE CONVERSION	GO TO
Number of occupied units established	A	A	Q4a
No contact made with any adult	21	21	Q17
Information refused	22	22	

4a. IF NUMBER OF OCCUPIED UNITS ESTABLISHED RECORD NUMBER OF OCCUPIED UNITS

--	--

(30-31)

4b. INTERVIEWER SUMMARY: →

1 unit only	A GO TO Q.9
2+ units	B GO TO Q.5

5. IF 2+ UNITS LIST ALL OCCUPIED DWELLING UNITS AT ADDRESS
 • in flat/room number order
 or • from bottom to top of building, left to right, front to back

DWELLING UNIT	'DU' CODE
	01
	02
	03
	04
	05
	06

DWELLING UNIT	'DU' CODE
	07
	08
	09
	10
	11
	12

6. LOOK AT SELECTION LABEL ON PAGE 1.

- i) "LIST" ROW - Find number corresponding to total number of DUs
- ii) "SELECT" ROW - Number beneath total number of DUs is SELECTED DU

7. ENTER 'DWELLING UNIT CODE' OF SELECTED DU

--	--

(32-33)

8. RECORD FLAT NUMBER/DETAILS OF LOCATION OF SELECTED UNIT:

--

RING OUT COME CODE
 (28-29)
 01
 02
 03
 04
 05
 06
 07
 08
 09
 70

9. SEEK CONTACT WITH RESPONSIBLE ADULT AT ADDRESS AND INTRODUCE SURVEY

FIRST ROUND	AFTER TELEPHONE CONVERSION	GO TO
-------------	----------------------------	-------

Contact made

A	A	Q10a
---	---	------

Contact not made with responsible adult (after 5+ calls)

23	23	Q17
----	----	-----

IF CONTACT MADE

10a. ASK: Including yourself, how many people aged 16 or over live in this house/flat/part of the accommodation?

FIRST ROUND	AFTER TELEPHONE CONVERSION	GO TO
-------------	----------------------------	-------

No. of people aged 16+ established

A	A	Q10b
---	---	------

Information refused

24	24	Q17
----	----	-----

10b. IF NUMBER OF PERSONS AGED 16+ ESTABLISHED RECORD NUMBER OF PERSONS AGED 16+

(34-35)

INCLUDE

- PEOPLE WHO NORMALLY LIVE AT ADDRESS WHO ARE AWAY FOR UNDER 6 MONTHS
- PEOPLE AWAY ON WORK FOR WHOM THIS IS THE MAIN ADDRESS
- BOARDERS AND LODGERS

EXCLUDE

- PEOPLE AGED 16+ WHO LIVE ELSEWHERE TO STUDY OR WORK
- SPOUSES WHO ARE SEPARATED AND NO LONGER RESIDENT
- PEOPLE AWAY FOR 6 MONTHS OR MORE

11. INTERVIEWER SUMMARY

1 person only

A

GO TO Q.15

2+ persons

B

GO TO Q.12

IF 2+ PERSONS

12. ASK FOR FIRST NAME OR INITIAL OF EACH PERSON. LIST IN ALPHABETICAL ORDER.

FIRST NAME OR INITIAL	PERSON NUMBER
	01
	02
	03
	04
	05
	06

FIRST NAME OR INITIAL	PERSON NUMBER
	07
	08
	09
	10
	11
	12

13. LOOK AT SELECTION LABEL ON PAGE 1

- i) "LIST" ROW - Find number corresponding to total number of persons
- ii) "SELECT" ROW - Number beneath total number of persons is SELECTED PERSON NUMBER. RING ON GRID ABOVE.

14. ENTER 'PERSON NUMBER' OF SELECTED PERSON

(36-37)

15. RECORD FULL NAME OF SELECTED PERSON: (THEN TRANSFER TO PAGE 1, BELOW LABEL)

16. OUTCOME OF INTERVIEW ATTEMPTS
CODE ONE ONLY

	FIRST ROUND	AFTER TELEPHONE CONVERSION	GO TO Q20
	<u>Interview obtained:</u> - Full - Partial	51 → 52 →	
- No contact with selected person after 5+ calls	71	71	
- Personal refusal by selected person	72	72	
- Proxy refusal (on behalf of selected person)	73	73	
- Broken appointment, no recontact	74	74	
- Ill at home during survey period	75	75	
- Away/in hospital during survey period	76	76	
- Selected person senile/incapacitated	77	77	
- Inadequate English	78	78	
- Other reason (EXPLAIN)	79	79	
	↓ ANSWER Q17	↓ ANSWER Q19c	

17. WRITE IN REASONS FOR REFUSAL/NON-CONTACT ETC IN FULL:

COMPLETE AFTER FIRST ROUND

FULL REASONS FOR CODES 21/22 AT Q3, CODE 23 AT Q9 CODE 24 AT 10a AND CODES 71-79 AT Q16

NOW ANSWER Q18a

IF NO INTERVIEW OBTAINED AT FIRST ROUND

18a. Have you obtained/is there a surname or telephone number for this address?

Yes 1
No 2

18b. Complete Page 6 (Q.20 – Q.24)

NB IF FOCUSSED ENUMERATION AREA, COMPLETE PAGES 7 AND 8 AND TRANSFER SELECTION GRID TO ETHNIC MINORITY ARF.

Transmit as unproductive outcome code and return the ARF to Brentwood in the usual way.

Please ensure that you have noted details of refusal/non-contact at 17 to facilitate any recontact by the Telephone Conversion Unit.

19a. **TELEPHONE CONVERSION UNIT:**

Was this ARF successfully converted and reissued for completion of interview?

Yes	1	ANSWER Q19b
No	2	GO TO Q19c

(39)

19b. Recode outcome at Q.16 (page 4) as appropriate using 'After Telephone Conversion' column

19c. **COMPLETE AFTER TELEPHONE CONVERSION**

FULL REASONS FOR CODES 21/22 AT Q3, CODE 23 AT Q9 CODE 24 AT 10a AND CODES 71-79 AT Q16

ALL RESIDENTIAL ADDRESSES (CONTACTS AND NON-CONTACTS INCLUDING VACANTS)

20.

Which of the following are visible at the sampled address?

CODE ALL THAT APPLY (40-45)

- Burglar alarm 1
 Security gate over front door 2
 Bars/grilles on any windows 3
 Other security device(s) 4
 Estate/block security lodge/guards 5
 Entryphone 6
 None of these 0

INTERVIEWER ASSESSMENTS:

21a.

In the immediate area, how common is litter or rubbish lying around?

(46)

- Very common 1
 Fairly common 2
 Not very common 3
 Not at all common 4

21b.

How common is vandalism, graffiti or deliberate damage to property?

(47)

- Very common 1
 Fairly common 2
 Not very common 3
 Not at all common 4

21c.

How common are homes in poor condition/run down?

(48)

- Very common 1
 Fairly common 2
 Not very common 3
 Not at all common 4

22a.

SAMPLED DWELLING IS: (49-50)

- Whole house - detached 1
 - semi-detached 2
IF NO DWELLING - mid-terrace 3
SELECTED, CODE - end-terrace 4
FOR ADDRESS Maisonette 5
 Flat - purpose-built 6
 Flat - converted 7
 Rooms, bedsitter 8
 Caravan/mobile home 9
 Unable to code 0

IF FLAT, ETC (5-8 AT a) ANSWER b-c. OTHERS GO TO Q.2322b. **CODE TYPE OF FLAT, ETC:**

(51)

- Self-contained 1
 Not self-contained 2
 Unable to code 0

22c. **BUILDING HAS:**

(52)

- Common entrance: lockable 1
 Common entrance: not lockable 2
 No common entrance 3

23a. **Is the sampled house/flat in good or poor physical condition?**

(53)

- Very good 1
 Fairly good 2
 Neither good nor bad 3
 Fairly bad 4
 Very bad 5
 Unable to code 0

23b. **Is the sampled house/flat in a better or worse condition than the others in this area?**

(54)

- Better 1
 Worse 2
 About the same 3
 Unable to code 0

24. **Is the dwelling in a Neighbourhood Watch area?**

(55)

- Yes 1
 No 2
 Unable to code 0

25. **TOTAL LENGTH OF INTERVIEW:****MINUTES:** (56-58)



National Centre P.1958

2000 BRITISH CRIME SURVEY

January 2000

ETHNIC MINORITY SAMPLE

ADDRESS (Write in)

SELECTION (Copy digits from core address)

List	2	3	4	5	6	
Select						
List	7	8	9	10	11	12
Select						

SLOT NAME	
RETURN NO.	
FINAL OUTCOME	

AREA 1-4

SERIAL 5-6

(1-4) SCREEN 7

Tel No.:

Respondent

CARD 01 8-9
INTERVIEWER 10-13
POSTCODE 14-20

Interviewer Name ...

... and Number

TOTAL NO CALLS 21-22

RECORD OF VISITS (Note all visits to address, even if no reply)

VISIT NUMBER	01	02	03	04	05	06	07	08	09	10	11	12
TIME OF DAY:												
Up to noon	1	1	1	1	1	1	1	1	1	1	1	1
1201-1400	2	2	2	2	2	2	2	2	2	2	2	2
1401-1700	3	3	3	3	3	3	3	3	3	3	3	3
1701-1900	4	4	4	4	4	4	4	4	4	4	4	4
1900 or later	5	5	5	5	5	5	5	5	5	5	5	5
DATE:												
i) Day (Mon = 1, Tues = 2 etc)	<input style="width: 50px; height: 40px;" type="text"/>	<input style="width: 50px; height: 40px;" type="text"/>	<input style="width: 50px; height: 40px;" type="text"/>	<input style="width: 50px; height: 40px;" type="text"/>	<input style="width: 50px; height: 40px;" type="text"/>	<input style="width: 50px; height: 40px;" type="text"/>	<input style="width: 50px; height: 40px;" type="text"/>	<input style="width: 50px; height: 40px;" type="text"/>	<input style="width: 50px; height: 40px;" type="text"/>	<input style="width: 50px; height: 40px;" type="text"/>	<input style="width: 50px; height: 40px;" type="text"/>	<input style="width: 50px; height: 40px;" type="text"/>
ii) Date	<input style="width: 50px; height: 40px;" type="text"/>	<input style="width: 50px; height: 40px;" type="text"/>	<input style="width: 50px; height: 40px;" type="text"/>	<input style="width: 50px; height: 40px;" type="text"/>	<input style="width: 50px; height: 40px;" type="text"/>	<input style="width: 50px; height: 40px;" type="text"/>	<input style="width: 50px; height: 40px;" type="text"/>	<input style="width: 50px; height: 40px;" type="text"/>	<input style="width: 50px; height: 40px;" type="text"/>	<input style="width: 50px; height: 40px;" type="text"/>	<input style="width: 50px; height: 40px;" type="text"/>	<input style="width: 50px; height: 40px;" type="text"/>
iii) Month	<input style="width: 50px; height: 40px;" type="text"/>	<input style="width: 50px; height: 40px;" type="text"/>	<input style="width: 50px; height: 40px;" type="text"/>	<input style="width: 50px; height: 40px;" type="text"/>	<input style="width: 50px; height: 40px;" type="text"/>	<input style="width: 50px; height: 40px;" type="text"/>	<input style="width: 50px; height: 40px;" type="text"/>	<input style="width: 50px; height: 40px;" type="text"/>	<input style="width: 50px; height: 40px;" type="text"/>	<input style="width: 50px; height: 40px;" type="text"/>	<input style="width: 50px; height: 40px;" type="text"/>	<input style="width: 50px; height: 40px;" type="text"/>

EXACT TIME OF VISIT

NOTE OUTCOME OF EACH VISIT & ALSO KEEP RECORD OF ANY PHONE CALLS MADE TO CONFIRM APPTS

DATE OF LAST VISIT 23-26

DAY OF WEEK
(MON=1 SUN=7) 1 27

1. NOT APPLICABLE

2. NOT APPLICABLE

3. ESTABLISH NUMBER OF OCCUPIED DWELLING UNITS COVERED BY ADDRESS
OCCUPIED BY ETHNIC MINORITY ADULTS
(IF NOT KNOWN, TREAT AS OCCUPIED)

IF NECESSARY, ASK:

i) Can I just check, is this *house/bungalow* occupied as a single dwelling, or is it split up into flats or bedsitters?

ii) How many of those *flats/ bedsitters* are occupied at the present time by anyone who is black or Asian?

Number of units occupied by ethnic minority adults

No contact made with any adult

Information refused

FIRST ROUND	AFTER TELEPHONE CONVERSION	GO TO
A	A	Q4a
21	21	Q17
22	22	

4a. IF NUMBER OF OCCUPIED UNITS ESTABLISHED
RECORD NUMBER OF UNITS OCCUPIED BY
ETHNIC MINORITY ADULTS

(30-31)

NO units

1 unit only

2+ units

10	END
A	GO TO Q.9
B	GO TO Q.5

4b. INTERVIEWER SUMMARY: →

IF 2+ UNITS WITH ETHNIC MINORITY ADULTS

5. LIST ALL OCCUPIED DWELLING UNITS AT ADDRESS OCCUPIED BY ETHNIC MINORITY ADULTS

• in flat/room number order

or • from bottom to top of building, left to right, front to back

DWELLING UNIT	'DU' CODE
	01
	02
	03
	04
	05
	06

DWELLING UNIT	'DU' CODE
	07
	08
	09
	10
	11
	12

6. LOOK AT SELECTION LABEL ON PAGE 1.

i) "LIST" ROW - Find number corresponding to total number of DUs

ii) "SELECT" ROW - Number beneath total number of DUs is SELECTED DU

7. ENTER 'DWELLING UNIT CODE' OF SELECTED DU

(32-33)

8. RECORD FLAT NUMBER/DETAILS OF LOCATION OF SELECTED UNIT:

RING
OUT-
COME
CODE

(28-29)

9. SEEK CONTACT WITH RESPONSIBLE ADULT AT ADDRESS AND INTRODUCE SURVEY AND EXPLAIN ETHNIC SAMPLE

FIRST AFTER TELEPHONE GO
ROUND CONVERSION TO

Contact made

A	A	Q10a
---	---	------

Contact not made with responsible adult (after 5+ calls)

23	23	Q17
----	----	-----

IF CONTACT MADE

10a. ASK: How many black or Asian people aged 16 or over live in this house/flat/part of the accommodation?

FIRST AFTER TELEPHONE GO
ROUND CONVERSION TO

No. of black or Asian people aged 16+ established

A	A	Q10b
---	---	------

Information refused

24	24	Q17
----	----	-----

10b. IF NUMBER OF BLACK OR ASIAN PERSONS AGED 16+ ESTABLISHED RECORD NUMBER OF BLACK OR ASIAN PERSONS AGED 16+

		(34-35)
--	--	---------

INCLUDE

- PEOPLE WHO NORMALLY LIVE AT ADDRESS WHO ARE AWAY FOR UNDER 6 MONTHS
- PEOPLE AWAY ON WORK FOR WHOM THIS IS THE MAIN ADDRESS
- BOARDERS AND LODGERS

EXCLUDE

- PEOPLE AGED 16+ WHO LIVE ELSEWHERE TO STUDY OR WORK
- SPOUSES WHO ARE SEPARATED AND NO LONGER RESIDENT
- PEOPLE AWAY FOR 6 MONTHS OR MORE

11. INTERVIEWER SUMMARY

1 black or Asian person only

A

GO TO Q.15

2+ black or Asian persons

B

GO TO Q.12

IF 2+ BLACK OR ASIAN PERSONS

12. ASK FOR FIRST NAME OR INITIAL OF EACH PERSON. LIST IN ALPHABETICAL ORDER.

FIRST NAME OR INITIAL	PERSON NUMBER
	01
	02
	03
	04
	05
	06

FIRST NAME OR INITIAL	PERSON NUMBER
	07
	08
	09
	10
	11
	12

13. LOOK AT SELECTION LABEL ON PAGE 1

- i) "LIST" ROW - Find number corresponding to total number of persons
- ii) "SELECT" ROW - Number beneath total number of persons is SELECTED PERSON NUMBER. RING ON GRID ABOVE.

14. ENTER 'PERSON NUMBER' OF SELECTED PERSON

		(36-37)
--	--	---------

15. RECORD FULL NAME OF SELECTED PERSON: (THEN TRANSFER TO PAGE 1, BELOW LABEL)

--

16. OUTCOME OF INTERVIEW ATTEMPTS
CODE ONE ONLY

	FIRST ROUND	AFTER TELEPHONE CONVERSION	GO TO
<u>Interview obtained:</u> - Full	51 →	51 →	GO TO
- Partial	52 →	52 →	Q20
- No contact with selected person after 5+ calls	71	71	
- Personal refusal by selected person	72	72	
- Proxy refusal (on behalf of selected person)	73	73	
- Broken appointment, no recontact	74	74	
- Ill at home during survey period	75	75	
- Away/in hospital during survey period	76	76	
- Selected person senile/incapacitated	77	77	
- Inadequate English	78	78	
- Other reason (EXPLAIN)	79	79	
	↓	↓	
	ANSWER Q17	ANSWER Q19c	

17. WRITE IN REASONS FOR REFUSAL/NON-CONTACT ETC IN FULL:

COMPLETE AFTER FIRST ROUND

FULL REASONS FOR CODES 21/22 AT Q3, CODE 23 AT Q9 CODE 24 AT 10a AND
CODES 71-79 AT Q16

NOW ANSWER Q18a

IF NO INTERVIEW OBTAINED AT FIRST ROUND

18a. Have you obtained/is there a surname or telephone number for this address?

Yes 1

No 2

18b. Complete Page 6 (Q.20 – Q.24) then

Transmit as unproductive outcome code and return the ARF to Brentwood in the usual way.

Please ensure that you have noted details of refusal/non-contact at Q.17 to facilitate any recontact by the Telephone Conversion Unit.

19a. **TELEPHONE CONVERSION UNIT:**

Was this ARF successfully converted and reissued for completion of interview?

Yes

1 **ANSWER Q19b**

(39)

No

2 **GO TO Q19c**

19b. Recode outcome at Q.16 (page 4) as appropriate using 'After Telephone Conversion' column

19c. **COMPLETE AFTER TELEPHONE CONVERSION**

FULL REASONS FOR CODES 21/22 AT Q3, CODE 23 AT Q9 CODE 24 AT 10a AND CODES 71-79 AT Q16

ALL RESIDENTIAL ADDRESSES (CONTACTS AND NON-CONTACTS INCLUDING VACANTS)

20. Which of the following are visible at the sampled address?
CODE ALL THAT APPLY (40-45)
- | | |
|------------------------------------|---|
| Burglar alarm | 1 |
| Security gate over front door | 2 |
| Bars/grilles on <u>any</u> windows | 3 |
| Other security device(s) | 4 |
| Estate/block security lodge/guards | 5 |
| Entryphone | 6 |
| None of these | 0 |
- INTERVIEWER ASSESSMENTS:**
- 21a. In the immediate area, how common is litter or rubbish lying around?
(46)
- | | |
|-------------------|---|
| Very common | 1 |
| Fairly common | 2 |
| Not very common | 3 |
| Not at all common | 4 |
- 21b. How common is vandalism, graffiti or deliberate damage to property?
(47)
- | | |
|-------------------|---|
| Very common | 1 |
| Fairly common | 2 |
| Not very common | 3 |
| Not at all common | 4 |
- 21c. How common are homes in poor condition/run down?
(48)
- | | |
|-------------------|---|
| Very common | 1 |
| Fairly common | 2 |
| Not very common | 3 |
| Not at all common | 4 |
- 22a. **SAMPLED DWELLING IS: (49-50)**
- | | |
|------------------------------|---|
| Whole house - detached | 1 |
| - semi-detached | 2 |
| IF NO DWELLING - mid-terrace | 3 |
| SELECTED, CODE - end-terrace | 4 |
| FOR ADDRESS Maisonette | 5 |
| Flat - purpose-built | 6 |
| Flat - converted | 7 |
| Rooms, bedsitter | 8 |
| Caravan/mobile home | 9 |
| Unable to code | 0 |
- IF FLAT, ETC (5-8 AT a) ANSWER b-c. OTHERS GO TO Q.23
- 22b. **CODE TYPE OF FLAT, ETC: (51)**
- | | |
|--------------------|---|
| Self-contained | 1 |
| Not self-contained | 2 |
| Unable to code | 0 |
- 22c. **BUILDING HAS: (52)**
- | | |
|-------------------------------|---|
| Common entrance: lockable | 1 |
| Common entrance: not lockable | 2 |
| No common entrance | 3 |
- 23a. Is the sampled house/flat in good or poor physical condition?
(53)
- | | |
|----------------------|---|
| Very good | 1 |
| Fairly good | 2 |
| Neither good nor bad | 3 |
| Fairly bad | 4 |
| Very bad | 5 |
| Unable to code | 0 |
- 23b. Is the sampled house/flat in a better or worse condition than the others in this area?
(54)
- | | |
|----------------|---|
| Better | 1 |
| Worse | 2 |
| About the same | 3 |
| Unable to code | 0 |
24. Is the dwelling in a Neighbourhood Watch area?
(55)
- | | |
|----------------|---|
| Yes | 1 |
| No | 2 |
| Unable to code | 0 |
-
25. **TOTAL LENGTH OF INTERVIEW: MINUTES:** **(56-58)**



National Centre P.1958

2000 BRITISH CRIME SURVEY

January 2000

HIGH DENSITY ETHNIC MINORITY SAMPLE

ADDRESS LABEL

SELECTION LABEL

SLOT NAME	
RETURN NO.	
FINAL OUTCOME	

AREA 1-4
SERIAL 5-6
SCREEN 7
CARD 01 8-9

Tel No.:

Respondent

INTERVIEWER 10-13

POSTCODE 14-20

Interviewer Name ...

... and Number

TOTAL NO CALLS

21-22

RECORD OF VISITS (Note all visits to address, even if no reply)

VISIT NUMBER

TIME OF DAY:

Up to noon
1201-1400
1401-1700
1701-1900
1900 or later

	01	02	03	04	05	06	07	08	09	10	11	12
1	1	1	1	1	1	1	1	1	1	1	1	1
2	2	2	2	2	2	2	2	2	2	2	2	2
3	3	3	3	3	3	3	3	3	3	3	3	3
4	4	4	4	4	4	4	4	4	4	4	4	4
5	5	5	5	5	5	5	5	5	5	5	5	5
DATE:												
(i) Day (Mon = 1, Tues = 2 etc)												
(ii) Date												
(iii) Month												

EXACT TIME OF VISIT

<input style="width: 20px; height: 20px;" type="text"/>	<input style="width: 20px; height: 20px;" type="text"/>	<input style="width: 20px; height: 20px;" type="text"/>	<input style="width: 20px; height: 20px;" type="text"/>	<input style="width: 20px; height: 20px;" type="text"/>	<input style="width: 20px; height: 20px;" type="text"/>	<input style="width: 20px; height: 20px;" type="text"/>	<input style="width: 20px; height: 20px;" type="text"/>	<input style="width: 20px; height: 20px;" type="text"/>	<input style="width: 20px; height: 20px;" type="text"/>	<input style="width: 20px; height: 20px;" type="text"/>	<input style="width: 20px; height: 20px;" type="text"/>	<input style="width: 20px; height: 20px;" type="text"/>
---	---	---	---	---	---	---	---	---	---	---	---	---

NOTE OUTCOME OF EACH VISIT & ALSO KEEP RECORD OF ANY PHONE CALLS MADE TO CONFIRM APPTS

DATE OF LAST VISIT

23-26

DAY OF WEEK (MON=1 SUN=7)

27

1. IS THIS ADDRESS TRACEABLE, RESIDENTIAL AND OCCUPIED?

Yes	A GO TO Q.3
No	B ANSWER Q.2

RING
OUT-
COME
CODE

2. IF NO AT Q.1
WHY NOT?

- Insufficient address (call office before returning)
- Not traced (call office before returning)
- Not yet built/not yet ready for occupation
- Derelict/demolished
- Empty
- Business/industrial only (no private dwellings)
- Institution only (no private dwellings)
- Other (please give details)
- Office refusal

(28-29)
01
02
03
04
05
06
07
08
09
10

3. IF YES AT Q.1
ESTABLISH NUMBER OF OCCUPIED DWELLING UNITS COVERED BY ADDRESS
OCCUPIED BY ETHNIC MINORITY ADULTS
(IF NOT KNOWN, TREAT AS OCCUPIED)

IF NECESSARY, ASK:
i) Can I just check, is this *house/bungalow* occupied as a single dwelling, or is it split up into flats or bedsitters?
ii) How many of those *flats/ bedsitters* are occupied at the present time?

Number of units occupied by ethnic minority adults	FIRST ROUND	AFTER TELEPHONE CONVERSION	GO TO
		A	A
No contact made with any adult	21	21	Q17
Information refused	22	22	

4a. IF NUMBER OF OCCUPIED UNITS ESTABLISHED
RECORD NUMBER OF UNITS OCCUPIED BY
ETHNIC MINORITY ADULTS

<input type="text"/>	<input type="text"/>	(30-31)
----------------------	----------------------	---------

NO units

10	END
A	GO TO Q.9
B	GO TO Q.5

4b. INTERVIEWER SUMMARY: →

1 unit only

2+ units

5. IF 2+ UNITS WITH ETHNIC MINORITY ADULTS
LIST ALL OCCUPIED DWELLING UNITS AT ADDRESS OCCUPIED BY ETHNIC MINORITY ADULTS
• in flat/room number order
or • from bottom to top of building, left to right, front to back

DWELLING UNIT	'DU' CODE
	01
	02
	03
	04
	05
	06

DWELLING UNIT	'DU' CODE
	07
	08
	09
	10
	11
	12

6. LOOK AT SELECTION LABEL ON PAGE 1.

- i) "LIST" ROW - Find number corresponding to total number of DUs
- ii) "SELECT" ROW - Number beneath total number of DUs is SELECTED DU

7. ENTER 'DWELLING UNIT CODE' OF SELECTED DU

<input type="text"/>	<input type="text"/>	(32-33)
----------------------	----------------------	---------

8. RECORD FLAT NUMBER/DETAILS OF LOCATION OF SELECTED UNIT:

<input style="width: 100%; height: 30px;" type="text"/>

9. SEEK CONTACT WITH RESPONSIBLE ADULT AT ADDRESS AND INTRODUCE SURVEY AND EXPLAIN ETHNIC SAMPLE

AFTER
FIRST TELEPHONE GO
ROUND CONVERSION TO

Contact made

A	A	Q10a
---	---	------

Contact not made with responsible adult (after 5+ calls)

23	23	Q17
----	----	-----

IF CONTACT MADE

10a. ASK: How many black or Asian people aged 16 or over live in this house/flat/part of the accommodation?

AFTER
FIRST TELEPHONE GO
ROUND CONVERSION TO

No. of black or Asian people aged 16+ established

A	A	Q10b
---	---	------

Information refused

24	24	Q17
----	----	-----

10b. **IF NUMBER OF BLACK OR ASIAN PERSONS AGED 16+ ESTABLISHED**
RECORD NUMBER OF BLACK OR ASIAN PERSONS AGED 16+

		(34-35)
--	--	---------

INCLUDE

- PEOPLE WHO NORMALLY LIVE AT ADDRESS WHO ARE AWAY FOR UNDER 6 MONTHS
- PEOPLE AWAY ON WORK FOR WHOM THIS IS THE MAIN ADDRESS
- BOARDERS AND LODGERS

EXCLUDE

- PEOPLE AGED 16+ WHO LIVE ELSEWHERE TO STUDY OR WORK
- SPOUSES WHO ARE SEPARATED AND NO LONGER RESIDENT
- PEOPLE AWAY FOR 6 MONTHS OR MORE

11. INTERVIEWER SUMMARY

1 black or Asian person only

A

GO TO Q.15

2+ black or Asian persons

B

GO TO Q.12

IF 2+ BLACK OR ASIAN PERSONS

12. ASK FOR FIRST NAME OR INITIAL OF EACH PERSON. LIST IN ALPHABETICAL ORDER.

FIRST NAME OR INITIAL	PERSON NUMBER
	01
	02
	03
	04
	05
	06

FIRST NAME OR INITIAL	PERSON NUMBER
	07
	08
	09
	10
	11
	12

13. **LOOK AT SELECTION LABEL ON PAGE 1**

- i) "LIST" ROW - Find number corresponding to total number of persons
- ii) "SELECT" ROW - Number beneath total number of persons is SELECTED PERSON NUMBER. RING ON GRID ABOVE.

14. ENTER 'PERSON NUMBER' OF SELECTED PERSON

		(36-37)
--	--	---------

15. RECORD FULL NAME OF SELECTED PERSON:
(THEN TRANSFER TO PAGE 1, BELOW LABEL)

16. OUTCOME OF INTERVIEW ATTEMPTS
CODE ONE ONLY

	FIRST ROUND	AFTER TELEPHONE CONVERSION	GO TO
Interview obtained: - Full	51 →	51 →	Q20
- Partial	52 →	52 →	
- No contact with selected person after 5+ calls	71	71	
- Personal refusal by selected person	72	72	
- Proxy refusal (on behalf of selected person)	73	73	
- Broken appointment, no recontact	74	74	
- Ill at home during survey period	75	75	
- Away/in hospital during survey period	76	76	
- Selected person senile/incapacitated	77	77	
- Inadequate English	78	78	
- Other reason (EXPLAIN)	79	79	
	↓ ANSWER Q17	↓ ANSWER Q19c	

17. WRITE IN REASONS FOR REFUSAL/NON-CONTACT ETC IN FULL:

COMPLETE AFTER FIRST ROUND

FULL REASONS FOR CODES 21/22 AT Q3, CODE 23 AT Q9 CODE 24 AT 10a AND CODES 71-79 AT Q16

NOW ANSWER Q18a

IF NO INTERVIEW OBTAINED AT FIRST ROUND

18a. Have you obtained/is there a surname or telephone number for this address?

Yes 1
No 2

18b. Complete Page 6 (Q.20 – Q.24) then

Transmit as unproductive outcome code and return the ARF to Brentwood in the usual way.

Please ensure that you have noted details of refusal/non-contact at Q.17 to facilitate any recontact by the Telephone Conversion Unit.

TELEPHONE CONVERSION UNIT:

Was this ARF successfully converted and reissued for completion of interview?

Yes

1 ANSWER Q19b

No

2 GO TO Q19c

(39)

19b. Recode outcome at Q.16 (page 4) as appropriate using 'After Telephone Conversion' column

COMPLETE AFTER TELEPHONE CONVERSION

FULL REASONS FOR CODES 21/22 AT Q3, CODE 23 AT Q9 CODE 24 AT 10a AND CODES 71-79 AT Q16

ALL RESIDENTIAL ADDRESSES (CONTACTS AND NON-CONTACTS INCLUDING VACANTS)

20. Which of the following are visible at the sampled address?
CODE ALL THAT APPLY (40-45)
- | | |
|------------------------------------|---|
| Burglar alarm | 1 |
| Security gate over front door | 2 |
| Bars/grilles on <u>any</u> windows | 3 |
| Other security device(s) | 4 |
| Estate/block security lodge/guards | 5 |
| Entryphone | 6 |
| None of these | 0 |
- INTERVIEWER ASSESSMENTS:**
- 21a. In the immediate area, how common is litter or rubbish lying around?
(46)
- | | |
|-------------------|---|
| Very common | 1 |
| Fairly common | 2 |
| Not very common | 3 |
| Not at all common | 4 |
- 21b. How common is vandalism, graffiti or deliberate damage to property?
(47)
- | | |
|-------------------|---|
| Very common | 1 |
| Fairly common | 2 |
| Not very common | 3 |
| Not at all common | 4 |
- 21c. How common are homes in poor condition/run down?
(48)
- | | |
|-------------------|---|
| Very common | 1 |
| Fairly common | 2 |
| Not very common | 3 |
| Not at all common | 4 |
- 22a. **SAMPLED DWELLING IS: (49-50)**
- | | |
|------------------------------|---|
| Whole house - detached | 1 |
| - semi-detached | 2 |
| IF NO DWELLING - mid-terrace | 3 |
| SELECTED, CODE - end-terrace | 4 |
| FOR ADDRESS Maisonette | 5 |
| Flat - purpose-built | 6 |
| Flat - converted | 7 |
| Rooms, bedsitter | 8 |
| Caravan/mobile home | 9 |
| Unable to code | 0 |
- IF FLAT, ETC (5-8 AT a) ANSWER b-c.
OTHERS GO TO Q.23
- 22b. **CODE TYPE OF FLAT, ETC: (51)**
- | | |
|--------------------|---|
| Self-contained | 1 |
| Not self-contained | 2 |
| Unable to code | 0 |
- 22c. **BUILDING HAS: (52)**
- | | |
|-------------------------------|---|
| Common entrance: lockable | 1 |
| Common entrance: not lockable | 2 |
| No common entrance | 3 |
- 23a. Is the sampled house/flat in good or poor physical condition?
(53)
- | | |
|----------------------|---|
| Very good | 1 |
| Fairly good | 2 |
| Neither good nor bad | 3 |
| Fairly bad | 4 |
| Very bad | 5 |
| Unable to code | 0 |
- 23b. Is the sampled house/flat in a better or worse condition than the others in this area?
(54)
- | | |
|----------------|---|
| Better | 1 |
| Worse | 2 |
| About the same | 3 |
| Unable to code | 0 |
24. Is the dwelling in a Neighbourhood Watch area?
(55)
- | | |
|----------------|---|
| Yes | 1 |
| No | 2 |
| Unable to code | 0 |
25. **TOTAL LENGTH OF INTERVIEW: MINUTES:** **(56-58)**

APPENDIX D QUESTIONNAIRE

The BCS questionnaire is programmed in Blaise, as a series of modules which produce a single data structure. For a discussion of which respondents are asked specific sections of the questionnaire, see the text.

Household Grid

HOUSEHOLD GRID (DEMOGRAPHIC/MAIN)

	Page
A.1 Adult characteristics	1
A.2 Children in the household	3

Household Grid

A.1 Adult characteristics

ChkDate ACCORDING TO THE LAPTOP, TODAY'S DATE IS
[DAY/MONTH/YEAR]
IS THIS DATE CORRECT? IMPORTANT THAT THIS IS CORRECT

1. Yes
2. No

VIntDate [IF ChkDate = No]
INTERVIEWER RECORD DATE OF INTERVIEW

NAdults [ASK ALL]
Could you tell me how many adults live in this household - I mean persons aged
16 or over?
1..10

PSelec [IF NUMBER OF ADULTS IS MORE THAN ONE]
INTERVIEWER DO NOT READ OUT: Which person number did you select on
the ARF?
1..10

Name [ASK ALL]
Can I have your first name?
ASK THIS OF THE RESPONDENT, IE. THE PERSON YOU PREVIOUSLY
SELECTED/the first name of person number X]

Sex *
Sex2- [ASK ALL]
Sex10 Code \$NAME's sex
(Male, Female)

Age *
Age2- [ASK ALL]
Age10 What was your/\$NAME's age last birthday?
16..99

* The asterisk indicates that this question records the respondent's details. Details of other members of the household are given in the series age2-age10, sex2-sex10 and so on.

Marst *
Marst2- [ASK ALL]
Marst10 ASK OR RECORD: Are you/is \$Name...

1. ...single, that is, never married
2. ...married and living with [husband/wife]
3. ...married and separated from [husband/wife]
4. ...divorced
5. ...or widowed?

Household Grid

Cohab *
Cohab2-
Cohab10

[ASK IF MORE THAN ONE ADULT IN HOUSEHOLD AND RESPONDENT NOT MARRIED]
May I just check, [Are you/Is \$Name] living with someone in this household as a couple?
ASK OR RECORD

1. Yes
2. No
3. SPONTANEOUS ONLY - Same sex couple

Reltore *-
Reltore2-
Reltore9 &
Reltor10

[ASK IF Person > 1]

INTERVIEWER - Code relationship to Respondent.

1. [Husband/Wife]
2. Cohabitee
3. [Son/Daughter] (including adopted/step/foster)
4. [Son/Daughter]-in-law
5. Parent/guardian (including adoptive/step/foster)
6. Parent-in-law
7. [Brother/Sister] (including adopted/step/foster)
8. [Brother/Sister]-in-law
9. Other relative
10. Non-relative

[ASK IF THERE IS MORE THAN ONE PERSON LIVING AT ADDRESS OVER 16]

Whohoh *
WhoHoh2-
WhoHoh10

INTERVIEWER DO NOT READ OUT: IS [\$NAME] THE HEAD OF HOUSEHOLD?
REMEMBER THAT WHERE A PROPERTY IS OWNED/RENTED IN THE NAME OF A WOMAN WHO IS MARRIED/COHABITING WITH A MAN, THEN BY DEFINITION, THE MAN IS THE HOH.

1. Yes
2. No

Inform *-
Inform2-
Inform10

[ASK IF Person = 1 AND NAdults > 1]

INTERVIEWER: IS THIS PERSON THE RESPONDENT?

1. Yes
2. No

Household Grid

A.2 Children in the household

NChil [ASK ALL]
How many children under 16 live in this household?

Range: 0..10

CSEX01- [ASK IF THERE ARE CHILDREN UNDER 16 IN THE
HOUSEHOLD]

CSEX10 CODE SEX OF CHILD NUMBER [X]

CAge01- [ASK IF THERE ARE CHILDREN UNDER 16 IN THE
HOUSEHOLD]

CAge10 What was [his/her] age last birthday?
0..15

CRel01-

CRel10 [Ask if there are children under sixteen in the house]

Interviewer- Code [his/her] relationship to respondent.

1. [Brother/sister] in law
2. [Son/Daughter] (including adopted/step/foster)
3. [Son/Daughter] in law
4. Other relative
5. Non-relative
- 6.

Ethnic1

-Ethnic10 [ASK FOR ETHNIC BOOST SAMPLE ONLY]
Is \$Name black or Asian?

1. Yes
2. No

Household Grid

Index

Age.....	1	NAdults.....	1
CAge01.....	3	Name.....	1, 2, 3
ChkDate.....	1	NChil.....	3
Cohab.....	2	PSelec.....	1
CRel01.....	3	Reltores.....	2
CSEX01.....	3	Sex.....	1
Ethnic1.....	3	VIntDate.....	1
Inform.....	2	Whohoh.....	2
Marst.....	1		

MAIN

	Page
B.1 Type of Area	1
B.2 Feeling Safe	2
B.3 Worries	4
B.4 Crime rate in area	6
B.5 Problems in area	6
B.6 Going out	10
B.7 Screener questions household experience	11
B.7.1 Screener questions: vehicles and bicycles	11
B.7.2 Screener questions: Previous residence	13
B.7.3 Screener questions: Present residence	15
B.8 Screener questions: Personal experience	16
B.10 Checking whether any series of incidents	19
B.11 Sorting out the series pattern	24

B.1 Type of Area

YrsArea [ASK ALL]
 How long have you lived in this AREA?
 EXPLAIN: THIS AREA ABOUT 15 MINS WALK

1. Less than 12 months
2. 12 months but less than 2 years
3. 2 years but less than 3 years
4. 3 years but less than 5 years
5. 5 years but less than 10 years
6. 10 years but less than 20 years
7. 20 years or longer

YrsAddr [ASK ALL]
 How long have you lived at this address?

1. Less than 12 months
2. 12 months but less than 2 years
3. 2 years but less than 3 years
4. 3 years but less than 5 years
5. 5 years but less than 10 years
6. 10 years but less than 20 years
7. 20 years or longer

MthsAddr [IF (YrsAddr = Less than 1Yr) OR (YrsAddr = Less2Yr)]
 How many months have you lived here?
 0..23

ResYrAgo [ASK IF YrsAddr IS ANSWERED 1 OR 2]
 Can I just check, were you (personally) living at this address on the first of January 1999?

1. Yes
2. No

MThMove [ASK IF ResYrAgo=No]
 In what month did you move to this accommodation?

1. January 1999
2. February 1999
3. March 1999
4. April 1999
5. May 1999
6. June 1999
7. July 1999
8. August 1999
9. September 1999
10. October 1999
11. November 1999
12. December 1999
13. January 2000
14. February 2000
15. March 2000
16. April 2000
17. May 2000
18. June 2000

ASK OF FUB SAMPLE AS IN 1998

CauseC1- [ASK IF FOR FUB ONLY]

Note: CauseC1 –CauseC19 this order, CauseC11 – CauseC19 reverse order

CauseC19 CARD M1a

In your view, which are the major causes of crime in Britain today? You can choose from the factors on this card.

PROBE: What others? CODE ALL THAT APPLY

1. Too lenient sentencing
2. Poverty
3. Lack of discipline from school
4. Lack of discipline from parents
5. Drugs
6. Alcohol
7. Unemployment
8. Breakdown of family
9. Too few police
10. None of these

CauseM [ASK IF MORE THAN ONE ANSWER GIVEN FOR CauseC]

Note: CauseM this order, Causem1 reverse order

Causem1 And which one of the causes you mentioned do you think is the MAIN cause of crime in Britain today?

CODE ONE ONLY

1. Too lenient sentencing
2. Poverty
3. Lack of discipline from school
4. Lack of discipline from parents
5. Drugs
6. Alcohol
7. Unemployment
8. Breakdown of family
9. Too few police
10. Spontaneous: do not think there is one main cause

**DO A SPLIT SAMPLE TEST HALF SAMPLE 'fear of crime' AND HALF SAMPLE 'crime'.
Not asked on FUA.**

QualLife/

Qualif2

How much is your own quality of life affected by fear of crime/crime, on a scale from 1 to 10, where 1 is no effect and 10 is a total effect on your quality of life?

Range: 1...10

B.2 Feeling Safe

WalkDark [ASK ALL]

How safe do you feel walking alone in this area after dark? Would you say you feel...READ OUT

(NOTE: RESPONDENT NEVER GOES OUT ALONE AT NIGHT, PROBE How safe WOULD you feel?)

1. ...very safe
2. ...fairly safe
3. ...a bit unsafe
4. ...or very unsafe?

- Outalone [ASK OF HALF THE SAMPLE - FUA]
And how often do you usually walk alone in this area after dark?
1. At least once a week
 2. At least once a fortnight
 3. At least once a month
 4. Less often than once a month
 5. Never
- NoWalk01- [ASK IF Outalone = Less than once a month or Never]
NoWalk11 You mentioned that you never walk alone in this area after dark/walk alone in this area less often than once a month after dark. Why do you never go out anymore?
[CODE ALL THAT APPLY]
1. Too old
 2. Too ill/sick/disabled
 3. Family responsibilities e.g. children/sick relatives
 4. Fear of being mugged or physically attacked
 5. Fear of burglary/vandalism
 6. Fear of the dark/night
 7. Fear of going out on your own
 8. Nowhere to go/nothing to do/no reason to go out
 9. Busy working/content to stay in - watch TV
 10. Don't want to go out
 11. Other
- Xnowalk RECORD OTHER
- HomeAlon [ASK ALL]
How safe do you feel when you are alone in your own home at night? Would you say you feel... (NOTE: IF NEVER ALONE PROBE "How safe WOULD you feel?)
1. ...very safe
 2. ...fairly safe
 3. ...a bit unsafe
 4. ...or very unsafe?

B.3 Worries

WorrCrim

[ASK ALL] CARD M2

Most of us WORRY at some time or other about being the victim of a crime. Using one of the phrases on this card, could you tell me how worried you are about the following:

1. Continue

WBurgl

[ASK ALL]

CARD M2

How worried are you about.....having your home broken into and something stolen?

1. Very worried
2. Fairly worried
3. Not very worried
4. Not at all worried
5. (Not applicable)

WMugged

[ASK ALL]

CARD M2

How worried are you about.....being mugged and robbed?

1. Very worried
2. Fairly worried
3. Not very worried
4. Not at all worried
5. (Not applicable)

WCarStol

[ASK ALL]

CARD M2

How worried are you about.....having your car stolen?

1. Very worried
2. Fairly worried
3. Not very worried
4. Not at all worried
5. (Not applicable)

WFromCar

[ASK IF WCarStol \leq 5]

CARD M2

How worried are you about.....having things stolen from your car?

1. Very worried
2. Fairly worried
3. Not very worried
4. Not at all worried
5. (Not applicable)

- WRaped [ASK ALL]
CARD M2
How worried are you about.....being raped?
1. Very worried
 2. Fairly worried
 3. Not very worried
 4. Not at all worried
 5. (Not applicable)
- WAttack [ASK ALL]
CARD M2
How worried are you about.....being physically attacked by strangers?
1. Very worried
 2. Fairly worried
 3. Not very worried
 4. Not at all worried
 5. (Not applicable)
- Winsult How worried are you about being insulted or pestered by anybody, while in the street or any other public place?
1. Very worried
 2. Fairly worried
 3. Not very worried
 4. Not at all worried
 5. (Not applicable)
- WRaceAtt [ASK ALL]
CARD M2
How worried are you about.....being subject to a physical attack because of your skin colour, ethnic origin or religion?
1. Very worried
 2. Fairly worried
 3. Not very worried
 4. Not at all worried
 5. (Not applicable)
- Howwburg [ASK IF VERY OR FAIRLY WORRIED ABOUT BURGLARY AND FUA]
Earlier, you said you were very/fairly worried about having your home broken into and something stolen. Would you say you feel very/fairly worried.....
1. All of the time
 2. Most of the time
 3. Some of the time
 4. or just occasionally?
- Angburg [Asked FUB 2,000 human rights]
In your everyday life, does the thought of someone breaking into your home and stealing something make you feel...
1. Very angry
 2. Fairly angry
 3. Not very angry
 4. Not at all angry

B.4 Crime rate in area

CrimeRat [ASK IF INFORMANT HAS LIVED IN AREA FOR MORE THAN THREE YEARS AND ANSWERED FOLLOW UP B]
 How much would you say the crime rate here has changed since two years ago. In this area, would you say there is more crime or less crime? PROBE: Is that a lot or a little more/less?

1. a lot more crime
2. little more crime
3. about the same
4. a little less crime
5. a lot less crime

NeighTyp [ASK ALL]
 In general, what kind of neighbourhood would you say you live in?
 Would you say it is a neighbourhood in which people do things together and try to help each other or one in which people mostly go their own way?

1. Help each other
2. Go own way
3. (Mixture)

Arealive [ASK ALL]
 Taking everything into account what do you think of this area as a place to live?
 SHOW CARD M3

1. A very good place to live
2. A fairly good place to live
3. Neither good nor bad
4. A fairly bad place to live
5. A very bad place to live

B.5 Problems in area**ASK FOLLOW UP B**

AreaProb For the following things I read out, can you tell me how much of a problem they are in your area.

By your area I mean within 15 minutes walk from here.

1. Continue

Noisneig How much of a problem are....Noisy neighbours or loud parties?
 CARD M4

1. Very big problem
2. Fairly big problem
3. Not a very big problem
4. Not a problem at all

Teenhang How much of a problem are...teenagers hanging around on the street?

1. Very big problem
2. Fairly big problem
3. Not a very big problem
4. Not a problem at all

- Slrough How much of a problem are....people sleeping rough on the streets or in other public places?
1. Very big problem
 2. Fairly big problem
 3. Not a very big problem
 4. Not a problem at all
- Rubbish How much of a problem is.....rubbish or litter lying around?
1. Very big problem
 2. Fairly big problem
 3. Not a very big problem
 4. Not a problem at all
- Vandals How much of a problem are....vandalism, graffiti and other deliberate damage to property?
1. Very big problem
 2. Fairly big problem
 3. Not a very big problem
 4. Not a problem at all
- Racehatt How much of a problem are.... people being attacked or harassed because of their race or colour?
1. Very big problem
 2. Fairly big problem
 3. Not a very big problem
 4. Not a problem at all
- Druguse How much of a problem are...people using or dealing drugs?
1. Very big problem
 2. Fairly big problem
 3. Not a very big problem
 4. Not a problem at all
- Homecond How much of a problem are...homes in bad condition/run down?
1. Very big problem
 2. Fairly big problem
 3. Not a very big problem
 4. Not a problem at all
- Abancar How much of a problem are...abandoned or burnt out cars?
1. Very big problem
 2. Fairly big problem
 3. Not a very big problem
 4. Not a problem at all

ASK FOLLOW UP A

AreaComm For the following things I read out, can you tell me how common they are in your area, **by your area I mean 15 minutes walk.**

1. Continue

Comneigh How common are [SHOW CARD M5]
.....noisy neighbours or loud parties?

- 1 Very common
- 2 Fairly common
- 3 Not very common
- 4 Not at all common

Comteen How common are [SHOW CARD M5]
.....teenagers hanging around on the street?

- 1 Very common
- 2 Fairly common
- 3 Not very common
- 4 Not at all common

Comrough How common are [SHOW CARD M5]
.....people sleeping rough on the streets or in other public places?

- 1 Very common
- 2 Fairly common
- 3 Not very common
- 4 Not at all common

Comrubb How common is [SHOW CARD M5]
.....rubbish or litter lying about?

- 1 Very common
- 2 Fairly common
- 3 Not very common
- 4 Not at all common

Comvand How common is [SHOW CARD M5]
.....vandalism, graffiti and other deliberate damage to property?

- 1 Very common
- 2 Fairly common
- 3 Not very common
- 4 Not at all common

Comrace How common is it for people to be attacked or harassed because of their race or colour?
[SHOW CARD M5]

- 1 Very common
- 2 Fairly common
- 3 Not very common
- 4 Not at all common

Comdrug (How common are) [SHOW CARD M5]
.....people using or dealing in drugs?

- 1 Very common
- 2 Fairly common
- 3 Not very common
- 4 Not at all common

ComHome (How common are) [SHOW CARD M7]
.....homes in bad condition/run down?

- 1 Very common
- 2 Fairly common
- 3 Not very common
- 4 Not at all common

Comcar (How common are) [SHOW CARD M7]
.....abandoned or burnt out cars?

- 1 Very common
- 2 Fairly common
- 3 Not very common
- 4 Not at all common

Mostcomm [ASK FOLLOW UP A]
And looking at this card, which one of these is the most common in your area?
CODE ONE ONLY [SHOW CARD M6]

1. Noisy neighbours or loud parties
2. Teenagers hanging around on the streets
3. People sleeping rough on the streets or other public places
4. Rubbish or litter lying around
5. Vandalism, graffiti or other deliberate damage to property
6. People being attacked or harassed because of their race or colour
7. People using or dealing drugs
8. Homes in bad condition/run down
9. Abandoned or burnt out cars
10. Can't choose one

Disqual1- [ASK FOLLOW UP A]
Disqual9 The types of things we have discussed can effect people's quality of life. Can you tell me which, if any of the things listed on this card, you feel have had a bad effect on your quality of life since January 1999? CODE ALL THAT APPLY [SHOW CARD M6]

1. Noisy neighbours or loud parties
2. Teenagers hanging around on the streets
3. People sleeping rough on the streets or other public places
4. Rubbish or litter lying around
5. Vandalism, graffiti and other deliberate damage to property
6. People being attacked or harassed because of their race or colour
7. People using or dealing drugs
8. Homes in bad condition/run down
9. Abandoned or burnt out cars
10. None of these

B.6 Going Out

WeekDay [ASK ALL]
Thinking about an average weekday how many hours do you spend away from your home during the day?

1. None
2. Under 1
3. 1 but under 3
4. 3 but under 5
5. 5 but under 7
6. 7 or more

UnoccW [ASK IF WeekDay IN (Less1..More7)]
Can I check, is your home ever left unoccupied during weekdays?

1. Yes
2. No

UnoccL [ASK IF (UnoccW = Yes)]
For how long is your home left unoccupied on an average weekday?

1. Rarely
2. Less than 1 hour
3. 1 hour or more but less than 3
4. 3 hours or more but less than 5
5. 5 hours or more but less than 7
6. 7 hours or more

PubEve [ASK ALL]
CARD M7
And in the last month, how many times did you visit a pub or winebar in the evening?

1. None
2. Between 1 and 3 times (Less than once a week)
3. Between 4 and 8 times (Once to twice a week)
4. Between 9 and 12 times (About 3 times a week)
5. More than 12 times (Almost every day)

Club [ASK ALL]
CARD M7
Still thinking about the last month, how many times did you visit a nightclub or disco?

1. None
2. Between 1 and 3 times (Less than once a week)
3. Between 4 and 8 times (Once to twice a week)
4. Between 9 and 12 times (About 3 times a week)
5. More than 12 times (Almost every day)

B.7 Screener questions household experience

THESE QUESTIONS REMAIN THE SAME FROM SWEEP TO SWEEP.

B.7.1 Screener questions: vehicles and bicycles

- MotorCyc [ASK ALL]
Can I check, has anyone in this household, owned or had the regular use of a motorcycle, scooter or moped at any time since the first of January 1999?
1. Yes
 2. No
- Car [ASK ALL]
Has anyone in this household owned or had the regular use of a car, van or other motor vehicle at any time since the first of January 1999?
1. Yes
 2. No
- NumCar [ASK IF Car = Yes]
How many does the household own or have regular use of now?
- 0..10
- CarTot [ASK IF Car = Yes]
For most of this period how many did the household have?
[NOTE: THIS MEANS FOR THE MAJORITY OF THE YEAR]
- 0..10
- IntroVic [ASK ALL]
The next questions concern things that may have happened over the 13-14 months since the first of January 1999, in which you may have been the victim of a crime or offence. I am only concerned with incidents which have happened to you personally or to people who are now members of your household. I don't just want to know about serious incidents - I want to know about small things too.
1. Continue
- (1) MotTheft [ASK IF (MotorCyc = Yes) OR (Car = Yes)]
During the 13-14 months since the first of January 1999 have you or anyone else now in your household had your/their car, van, motorcycle or other motor vehicle stolen or driven away without permission?
1. Yes
 2. No
- NMotThef [ASK IF MotTheft = Yes]
How many times has this happened?
- 1..96
97. More/too many to remember

- (2) MotStole [ASK IF (MotorCyc = Yes)OR (Car = Yes)]
And (apart or from this) in the time since the first of January 1999 have you/ has anyone had anything stolen off your/their vehicle or out of it ... (parts of the vehicle, personal possessions or other things)?
1. Yes
 2. No
- NMotStol [ASK IF MotStole = Yes]
How many times has this happened?
- 1..96
97. More/too many to remember..97
- (3) CarDamag [ASK IF (MotorCyc = Yes) OR (Car = Yes)]
(And apart from this), in that time [have you had your/has anyone had their] vehicle tampered with or damaged by vandals or people out to steal?
1. Yes
 2. No
- NCarDam [ASK IF CarDamag = Yes]
How many times has this happened?
- 1..96
97. More/too many to remember..97
- OwnBike [ASK ALL]
Can I just check, have you/has anyone in this household, owned a bicycle at any time since the first of January 1999?
1. Yes
 2. No
- NOwnBike [ASK IF OwnBike = Yes]
How many bicycles does the household own or have regular use of now?
- 0..10
- (4) BikTheft [ASK IF OwnBike = Yes]
During the 13-14 months since the first January 1999, have you/has anyone in this household had a bicycle stolen?
[NOTE: IF 2+ BICYCLES TAKEN AT ONE TIME IT COUNTS AS ONE INCIDENT]
1. Yes
 2. No
- NBikThef [ASK IF BikTheft = Yes]
How many times has this happened?
[NOTE: IF 2+ BICYCLES TAKEN AT ONE TIME IT COUNTS AS ONE INCIDENT]
- 1..96
97. More/too many to remember..97
98.

B.7.2 Screener questions: Previous residence

[THE NEXT SET OF QUESTIONS ONLY APPLY TO THOSE INFORMANTS WHO HAVE MOVED SINCE 1ST JANUARY 1999, IF INFORMANT NOT IN THIS CATEGORY GO TO (YrHoThef)]

- (5) PrevThef [ASK IF ResYrAgo = No]
I would like you to think back to the place or places you were living between the first of January 1999 and the time you moved here. In that time, did anyone get into the place where you were living without permission and steal or try to steal anything?
1. Yes
 2. No
- NPrevThe [ASK IF PrevThef = Yes]
How many times did this happen?
- 1..96
97. More/too many to remember..97
- (6) PrevDam [ASK IF ResYrAgo = NO]
(Apart from anything you have already mentioned), in that time did anyone get into your house/flat without permission and cause damage?
1. Yes
 2. No
- NPrevDam [ASK IF PrevDam = Yes]
How many times did this happen?
- 1..96
97. More/too many to remember
- (7) PrevTry [ASK IF ResYrAgo = NO]
(Apart from anything you have already mentioned), in that time have you had any evidence that someone had TRIED to get in without permission to steal or to cause damage?
1. Yes
 2. No
- NPrevTry [ASK IF PrevTry = Yes]
How many times did this happen?
- 1..96
97. More/too many to remember
- (8) PrevStol [ASK IF ResYrAgo = No]
(Apart from anything you have already mentioned), in that time was anything stolen out of your house/flat?
1. Yes
 2. No

- NPrevSto [ASK IF PrevStol = Yes]
How many times did this happen?
- 1..96
97. More/too many to remember
- (9) PrOSide [ASK IF ResYrAgo = No]
And (apart from anything you have already mentioned), in that time was anything (else) that belonged to someone in your household stolen from OUTSIDE the house/flat - from the doorstep, the garden or the garage for example?
[NOTE: DO NOT COUNT MILK BOTTLE THEFT]
1. Yes
2. No
- NPrOSide [ASK IF PrOSide = Yes]
How many times did this happen?
- 1..96
97. More/too many to remember
- (10) PrDeface [ASK IF ResYrAgo = No]
And again, (apart from anything you have already mentioned), in that time did anyone deliberately deface or do damage to your house/flat or to anything OUTSIDE it that belonged to someone in your household?
1. Yes
2. No
- NPrDefac [ASK IF PrDeface = Yes]
How many times did this happen?
- 1..96
97. More/too many to remember
- (11) HomeThef [ASK IF ResYrAgo = No]
I would now like you to think about the time since you moved here. Since you moved here, has anyone got into this house/flat without permission and stolen or tried to steal anything?
1. Yes
2. No
- NHomThef [ASK IF HomeThef = Yes]
How many times has this happened?
- 1..96
97. More/too many to remember

B.7.3 Screener questions: Present residence

[THE NEXT TWO QUESTIONS ONLY APPLY IF INFORMANT HAS NOT MOVED SINCE JANUARY 1ST 1999, IF INFORMANT HAS MOVED GO STRAIGHT TO YrHoDam]

[ASK IF RESYRAGO =1 OR YRSADDR WAS 2 YEARS OR LONGER]

(12) YrHoThef In the 13-14 months since the first January 1999 has anyone got into this house/flat without permission and stolen or tried to steal anything?

1. Yes
2. No

NYrHThef [ASK IF YrHoThef = Yes]
How many times has this happened?

- 1..96
97. More/too many to remember

(13) YrHoDam [ASK ALL]
(Apart from anything you have already mentioned), in that time did anyone get into your house/flat without permission and cause damage?

1. Yes
2. No

NYrHoDam [ASK IF YrHoDam = Yes]
How many times has this happened?

- 1..96
97. More/too many to remember

(14) YrHoTry [ASK ALL]
(Apart from anything you have already mentioned), in that time have you had any evidence that someone had TRIED to get in without permission to steal or to cause damage?

1. Yes
2. No

NYrHoTry [ASK IF YrHoTry = Yes]
How many times has this happened?

- 1..96
97. More/too many to remember

(15) YrHoStol [ASK ALL]
(Apart from anything you have already mentioned), in that time was anything stolen out of your house/flat?

1. Yes
2. No

NYrHoSto [ASK IF YrHoStol = Yes]
How many times has this happened?

- 1..96
97. More/too many to remember

(16) YrOSide [ASK ALL]

And (apart from anything you have already mentioned), in that time was anything (else) that belonged to someone in your household stolen from outside the house/flat - from the doorstep, the garden or the garage for example?

[NOTE: DO NOT COUNT MILK BOTTLE THEFT]

1. Yes
2. No

NYrOSide [ASK IF YrOSide = Yes]

How many times has this happened

- 1..96
97. More/too many to remember

(17) YrDeface [ASK ALL]

And again, (apart from anything you have already mentioned), in that time did anyone deliberately deface or do damage to your house/flat or to anything outside it that belonged to someone in your household?

1. Yes
2. No

NYrDefac [ASK IF YrDeface = Yes]

How many times has this happened?

- 1..96
97. More/too many to remember

B.8 Screener questions: Personal experience

PersExp[ASK ALL]

The next few questions are about things that may have happened to you personally (not the other people in your household) in the 13-14 months since the first of January 1999. Please include anything that happened to you during that time - at home, in the street, at work, in a shop, in a park, on a train or anywhere else.

(18) PersThef [ASK ALL]

(Apart from anything you may have already mentioned, since the first of January 1999, was anything you were carrying stolen - out of your hands or from your pockets or from a bag or case?

1. Yes
2. No

NPersTh [ASK IF PersThef = Yes]

How many times has this happened?

- 1..96
97. More/too many to remember

- (19) TryPers [ASK ALL]
(Apart from anything you have already mentioned), in that time has anyone TRIED to STEAL something you were carrying out of your hands or from your pockets or from a bag or case?
1. Yes
 2. No
- NTryPers [ASK IF TryPers = Yes]
How many times has this happened?
- 1..96
97. More/too many to remember
- (20) OthThef [ASK ALL]
And (apart from anything you have already mentioned), in that time has anything (else) of yours been stolen, from a cloakroom, an office, a car or anywhere else you left it?
1. Yes
 2. No
- NOthThef [ASK IF OthThef = Yes]
How many times has this happened?
- 1..96
97. More/too many to remember
- (21) DelibDam [ASK ALL]
And (apart from anything you have already mentioned), in that time has anything else of yours been deliberately damaged or tampered with by vandals or people out to steal?
1. Yes
 2. No
- NDelibDa [ASK IF DelibDam = Yes]
How many times has this happened?
- 1..96
97. More/too many to remember
- (22) DelibVio [ASK ALL]
And again, (apart from anything you have already mentioned), since the first of January 1999 has anyone, including people you know well, deliberately hit you with their fists or with a weapon of any sort or kicked you or used force or violence in any other way?
1. Yes
 2. No
- NDelibV [ASK IF DelibVio = Yes]
How many times has this happened?
- 1..96
97. More/too many to remember

- (23) ThreViol [ASK ALL]
And in that time, has anyone threatened to damage things of yours or threatened to use force or violence on you in any way that actually frightened you?
1. Yes
 2. No
- NThreVio [ASK IF ThreViol = Yes]
How many times has this happened?
- 1..96
 97. More/too many to remember
- (24) SexAttak [ASK ALL]
CARD M8
INTERVIEWER: DO NOT READ OUT.
SINCE THE FIRST OF JANUARY 1999, HAVE YOU BEEN SEXUALLY INTERFERED WITH, ASSAULTED OR ATTACKED, EITHER BY SOMEONE YOU KNEW OR BY A STRANGER?
1. Yes
 2. No
- NSexAtt [ASK IF SexAttak = Yes]
How many times has this happened?
- 1..96
 97. More/too many to remember
- AdultHH [ASK IF NAdults < 2]
INTERVIEWER, CHECK: HAS THERE BEEN MORE THAN ONE ADULT IN THE HOUSEHOLD SINCE 1ST JANUARY 1999
1. Yes
 2. No
- (25) HhldViol [ASK IF (NAdults >1) OR (AdultHH = Yes)]
CARD M9
INTERVIEWER DO NOT READ OUT.
(APART FROM ANYTHING YOU MAY HAVE ALREADY MENTIONED,) IN THE TIME SINCE THE FIRST OF JANUARY 1999, HAS ANY MEMBER OF YOUR HOUSEHOLD (AGED 16 OR OVER) DELIBERATELY HIT YOU WITH THEIR FISTS OR WITH A WEAPON OF ANY SORT, OR KICKED YOU, OR USED FORCE OR VIOLENCE ON YOU IN ANY OTHER WAY?
1. Yes
 2. No
- NHhldVio [ASK IF HhldViol = Yes]
How many times has this happened?
- 1..96
 97. More/too many to remember

- Othcrim*** [ASK Respondents who will be routed to FUA]
(Apart from anything you have already mentioned), since the first of January 1999 have you or anyone else living your household been the victim of any other type of incident you would consider to be a crime?
1. Yes
 2. No
- Xothcrim** Could you tell me very briefly about that/the most recent incident?
INTERVIEWER TO RECORD DETAILS. OPEN CODE
- Antisoc*** (And apart from anything you have already mentioned), since the first of January 1999 have you or anyone else living in your household been the victim of any of type disorderly or anti-social behaviour?
1. Yes
 2. No
- Xothsoc** Could you tell me very briefly about that/the most recent incident?
OPEN CODE

*** Note: Otherim and antisoc are not followed up by victim forms.**

- WhoPres0-
WhoPres2** [ASK ALL]
INTERVIEWER: RECORD WHO WAS PRESENT DURING THE MAIN QUESTIONNAIRE SET OF [3]
1. No-One else in room during main Q'naire
 2. Child(ren) under 16 present
 3. Husband, wife, partner
 4. Other adult, including visitor



B.10 Checking whether any series of incidents

- Intro** [ASK ALL]
I am now going to ask you some more about the time since the first of January 1999.

- SMotThef** [ASK IF NMotThef > 1]
You mentioned [NUMBER OF MotThef INCIDENTS FROM NMotThef] incidents of VEHICLE THEFT. Were any of these very similar incidents, where the same thing was done under the same circumstances and probably by the same people?
1. Yes
 2. No

- SMotStol [ASK IF NMotStol > 1]
You mentioned [NUMBER OF MotStol INCIDENTS FROM NMotStol] incidents of THEFT FROM A VEHICLE. Were any of these very similar incidents, where the same thing was done under the same circumstances and probably by the same people?
1. Yes
 2. No
- SCarDam [ASK IF NCarDam > 1]
You mentioned [NUMBER OF CarDamag INCIDENTS FROM NCarDam] incidents of VEHICLE DAMAGE. Were any of these very similar incidents, where the same thing was done under the same circumstances and probably by the same people?
1. Yes
 2. No
- SBikThef [ASK IF NBikThef > 1]
You mentioned [NUMBER OF BikTheft INCIDENTS FROM NBikThef] incidents of BICYCLE THEFT. Were any of these very similar incidents, where the same thing was done under the same circumstances and probably by the same people?
1. Yes
 2. No
- SPrevThe [ASK IF NPrevThe > 1]
You mentioned [NUMBER OF PreThef INCIDENTS FROM PrevThe] incidents of BURGLARY. Were any of these very similar incidents, where the same thing was done under the same circumstances and probably by the same people?
1. Yes
 2. No
- SPrevDam [ASK IF NPrevDam > 1]
You mentioned [NUMBER OF PrevDam INCIDENTS FROM NPrevDam] incidents of BREAK-IN WITH DAMAGE. Were any of these very similar incidents, where the same thing was done under the same circumstances and probably by the same people?
1. Yes
 2. No
- SPrevTry [ASK IF NPrevTry > 1]
You mentioned [NUMBER OF PrevTry INCIDENTS FROM NPrevTry] incidents of ATTEMPTED BURGLARY. Were any of these very similar incidents, where the same thing was done under the same circumstances and probably by the same people?
1. Yes
 2. No

- SPrevSto** [ASK IF NPrevSto > 1]
You mentioned [NUMBER OF PrevStol INCIDENTS FROM NPrevSto] incidents of THEFT FROM DWELLING. Were any of these very similar incidents, where the same thing was done under the same circumstances and probably by the same people?
1. Yes
 2. No
- SPrOSide** [ASK IF NPrOSide > 1]
You mentioned [NUMBER OF PrOSide INCIDENTS FROM NProSide] incidents of THEFT OUTSIDE BUILDING. Were any of these very similar incidents, where the same thing was done under the same circumstances and probably by the same people?
1. Yes
 2. No
- SPrDefac** [ASK IF NPrDeFac > 1]
You mentioned [NUMBER OF PrDeFace INCIDENTS FROM NPrDeFac] incidents of VANDALISM. Were any of these very similar incidents, where the same thing was done under the same circumstances and probably by the same people?
1. Yes
 2. No
- SHomThef** [ASK IF NHomThef > 1]
You mentioned [NUMBER OF HomeThef INCIDENTS FROM NHomThef] incidents of BURGLARY. Were any of these very similar incidents, where the same thing was done under the same circumstances and probably by the same people?
1. Yes
 2. No
- SYrHThef** [ASK IF NYrHThef > 1]
You mentioned [NUMBER OF YrHoThef INCIDENTS FROM NYrHThef] incidents of BURGLARY. Were any of these very similar incidents, where the same thing was done under the same circumstances and probably by the same people?
1. Yes
 2. No
- SYrHoDam** [ASK IF NYrHoDam > 1]
You mentioned [NUMBER OF YrHoDam INCIDENTS FROM NYrHoDam] incidents of BREAK-IN WITH DAMAGE. Were any of these very similar incidents, where the same thing was done under the same circumstances and probably by the same people?
1. Yes
 2. No

SYrHoTry [ASK IF NYrHoTry > 1]

You mentioned [NUMBER OF YrHoTry INCIDENTS FROM NYrHoTry] incidents of ATTEMPTED BURGLARY. Were any of these very similar incidents, where the same thing was done under the same circumstances and probably by the same people?

1. Yes
2. No

SYrHoSto [ASK IF NYrHoSto > 1]

You mentioned [NUMBER OF YrHoSto INCIDENTS FROM NYrHoSto] incidents of THEFT FROM DWELLING. Were any of these very similar incidents, where the same thing was done under the same circumstances and probably by the same people?

1. Yes
2. No

SYrOSide [ASK IF NYrOSide > 1]

You mentioned [NUMBER OF YrOSide INCIDENTS FROM NYrOSide] incidents of THEFT OUTSIDE DWELLING. Were any of these very similar incidents, where the same thing was done under the same circumstances and probably by the same people?

1. Yes
2. No

SYrDefac [ASK IF NYrDeFac > 1]

You mentioned [NUMBER OF YrDeFace INCIDENTS FROM NYrDeFac] incidents of VANDALISM. Were any of these very similar incidents, where the same thing was done under the same circumstances and probably by the same people?

1. Yes
2. No

SPersTh [ASK IF NPersTh > 1]

You mentioned [NUMBER OF PersThef INCIDENTS FROM NPersTh] incidents of THEFT FROM PERSON. Were any of these very similar incidents, where the same thing was done under the same circumstances and probably by the same people?

1. Yes
2. No

STryPers [ASK IF NTryPers > 1]

You mentioned [NUMBER OF TryPers INCIDENTS FROM NTryPers] incidents of ATTEMPTED THEFT FROM PERSON. Were any of these very similar incidents, where the same thing was done under the same circumstances and probably by the same people?

1. Yes
2. No

- SOthThef** [ASK IF NOthThef > 1]
You mentioned [NUMBER OF OthThef INCIDENTS FROM NOthThef] incidents of OTHER THEFT. Were any of these very similar incidents, where the same thing was done under the same circumstances and probably by the same people?
1. Yes
 2. No
- SDelibDa** [ASK IF NDelibDa > 1]
You mentioned [NUMBER OF DelibDam INCIDENTS FROM NDelibDa] incidents of DAMAGE TO PROPERTY. Were any of these very similar incidents, where the same thing was done under the same circumstances and probably by the same people?
1. Yes
 2. No
- SDelibV** [ASK IF NDelibV > 1]
You mentioned [NUMBER OF DelibVio INCIDENTS FROM NDelibV] incidents of ASSAULT. Were any of these very similar incidents, where the same thing was done under the same circumstances and probably by the same people?
1. Yes
 2. No
- SThreVio** [ASK IF NThreVio > 1]
You mentioned [NUMBER OF ThreViol INCIDENTS FROM NThreVio] incidents of THREATS. Were any of these very similar incidents, where the same thing was done under the same circumstances and probably by the same people?
1. Yes
 2. No
- SSexAtt** [ASK IF NSexAtt > 1]
You mentioned [NUMBER OF SexAttak INCIDENTS FROM NSexAtt] incidents of SEXUAL ASSAULT. Were any of these very similar incidents, where the same thing was done under the same circumstances and probably by the same people?
1. Yes
 2. No
- SHhldVio** [ASK IF NHhldVio > 1]
You mentioned [NUMBER OF HhldVio INCIDENTS FROM NHhldVio] incidents of HOUSEHOLD VIOLENCE. Were any of these very similar incidents, where the same thing was done under the same circumstances and probably by the same people?
1. Yes
 2. No

B.11 Sorting out the series pattern

[ASK NEXT SET OF QUESTIONS SEPARATELY FOR EACH TYPE OF CRIME WHERE THERE WAS MORE THAN ONE INCIDENT PER CRIME AND INFORMANT SAID YES SOME WERE PART OF A SERIES]

- AllPart00-
AllPart24 Were all the incidents of [type of crime] part of a series or were any of them separate incidents?
 1. All were part of a series
 2. Some were separate incidents, the rest were a series
- NumSep [ASK IF (AllPart = Some separate, rest series)]
 How many of these incidents were separate incidents?
 1..97
- SepDates [ASK IF (Nmix <= NumSep)]
 Can we now think about the separate incidents of [type of crime], that is, those incidents which were NOT part of the series. Can you tell me the date (DAY/MONTH/YEAR) of the [earliest/second/etc] separate incident of [type of crime]?
 IF DON'T KNOW, PLEASE ESTIMATE
 FIRST = EARLIEST, SECOND = NEXT AFTER THAT ETC.
- CNumSer00-
CNumSer24 So there were [number] incidents of [type of crime] making up the series?
 INTERVIEWER - Please confirm, or go back and amend coding.
 1. Continue
- Latest [ASK IF AllPart=Mix]
 Could you tell me the date of the most recent incident in the series?
 IF DON'T KNOW, PLEASE ESTIMATE.
- Middle00-
Middle24 [ASK IF SEPARATE INCIDENT, FOLLOWED BY A SERIES OF INCIDENTS FOLLOWED BY ANOTHER SEPARATE INCIDENT]
 So there were one or more separate incidents, followed by a series of incidents, and THEN another one or more separate incidents?
 INTERVIEWER - Please confirm or go back and amend coding
- Inc1 [ASK IF SEPARATE INCIDENT, FOLLOWED BY A SERIES OF INCIDENTS FOLLOWED BY ANOTHER SEPARATE INCIDENT]
 How many separate incidents were there before the series began?
 1..10
- Inc2 [ASK IF SEPARATE INCIDENT, FOLLOWED BY A SERIES OF INCIDENTS FOLLOWED BY ANOTHER SEPARATE INCIDENT]
 And how many separate incidents were there after the series ended?
 1..10
- IPrior00-
IPrior24 [PROGRAMME RECORDS WHICH INCIDENT(S) TAKES PRIORITY (HIDDEN)]
 1. Series takes priority
 2. Latest separate incident takes priority
 3. Separate, then series, then separate

Index

Abancar	8	NHomThef	15, 22
AdultHH	19	NMotStol	13, 21
AllPart00	25	NMotThef	12, 20
Angburg	6	Noisneig	7
Antisoc	20	N0thThef	18, 24
AreaComm	9	NoWalk01	4
Arealive	7	NOwnBike	13
AreaProb	7	NPersTh	17, 23
		NPrDefac	15
BikTheft	13, 21	NPrevDam	14, 21
		NPrevSto	15, 22
Car	12, 13	NPrevThe	14, 21
CarDamag	13, 21	NPrevTry	14, 21
CarTot	12	NPrOside	15
CauseC1	3	NSexAtt	19, 24
CauseM	3	NThreVio	19, 24
Club	11	NTryPers	18, 23
CNumSer00	25	NumCar	12
Comcar	10	NumSep	25
Comdrug	10	NYrDefac	17
ComHome	10	NYrHoDam	16, 22
Comneigh	9	NYrHoSto	16, 23
Comrace	9	NYrHoTry	16, 23
Comrough	9	NYrHThef	16, 22
Comrubb	9	NYrOSide	17, 23
Comteen	9		
Comvand	9	Othcrim	20
CrimeRat	7	OthThef	18, 24
		Outalone	4
		OwnBike	13
DelibDam	18, 24		
DelibVio	18, 24	PersExp	17
Disqual1	10	PersThef	17, 23
Druguse	8	PrDeface	15
		PrevDam	14, 21
HhldViol	19	PrevStol	14, 15, 22
HomeAlon	4	PrevThef	14
Homecond	8	PrevTry	14, 21
HomeThef	15, 22	PrOSide	15, 22
Howwburg	6	PubEve	11
Incl	25	Qualif2	3
Inc2	25	QualLife	3
Intro	20		
IntroVic	12	Racehatt	8
IPrior00	25	ResYrAgo	2, 14, 15
		Rubbish	8, 10
Latest	25		
		SBikThef	21
Middle00	25	SCarDam	21
Mostcomm	10	SDelibDa	24
MotorCyc	12, 13	SDelibV	24
MotStole	13	SepDates	25
MotTheft	12	SexAttak	19, 24
MThMove	2	SHhldVio	24
MthsAddr	2	SHomThef	22
		Slrough	8
NBikThef	13, 21	SMotStol	21
NCarDam	13, 21	SMotThef	20
NDelibDa	18, 24	S0thThef	24
NDelibV	18, 24	SPersTh	23
NeighTyp	7	SPrDefac	22
NHhldVio	19, 24	SPrevDam	21

SPrevSto	22	WAttack	6
SPrevThe	21	WBurgl	5
SPrevTry	21	WCarStol	5
SPrOSide	22	WeekDay	11
SSexAtt	24	WFromCar	5
SThreVio	24	WhoPres0	20
STryPers	23	Winsult	6
SYrDefac	23	WMugged	5
SYrHoDam	22	WorrCrim	5
SYrHoSto	23	WRaceAtt	6
SYrHoTry	23	WRaped	6
SYrHThef	22		
SYrOSide	23	Xnowalk	4
		Xothcrim	20
Teenhang	7	Xothsoc	20
ThreViol	19, 24		
TryPers	18, 23	YrDeface	17
		YrHoDam	16, 22
UnoccL	11	YrHoStol	16, 23
UnoccW	11	YrHoThef	14, 16, 22
		YrHoTry	16, 23
Vandals	8	YrOSide	17, 23
		YrsAddr	2
WalkDark	3	YrsArea	2

VICTIM FORM SECTION

	Page
C.1 Date and description of incident	1
C.1.1 series incidents	2
C.1.2 Single incidents	3
C.2 V Checklist	4
C.3 Circumstances of incident	5
C.4 Location of incident, method of entry, and home security	6
C.4.1 Location of incident	6
C.4.2 Method of entry	11
C.4.3 Home security	12
C.4.4 Whether informant at home at the time	14
C.5 What informant was doing at the time and details of the offenders	14
C.6 Details of what was stolen	18
C.7 Damage to property	21
C.8 Cost of loss of stolen goods/damage to property	23
C.9 Attempted Theft	24
C.10 Whether force or violence used	26
C.11 Contact with the police about the incident	30
C.12 Victim Support	39

Victim Form Date and description of incident

DispVict [ASK ALL]

INTERVIEWER - BELOW IS A CHECK LIST OF OFFENCES COMMITTED AGAINST THE RESPONDENT AND HOUSEHOLD IN THE PAST YEAR

PLEASE CONFIRM THE LIST WITH THE RESPONDENT - CHECK THAT EVERYTHING HAS BEEN MENTIONED AND NOTHING COUNTED TWICE - GO BACK AND AMEND CODING IF NECESSARY.

1. Continue

C.1 Date and description of incident**(S) INDICATES THAT THE QUESTION IS ASKED ON SHORT VICTIM FORMS.****(L) INDICATES THAT THE QUESTION IS ASKED ON LONG VICTIM FORMS.****(SL) INDICATES THAT THE QUESTION IS ASKED ON BOTH LONG AND SHORT VICTIM FORMS.****NB: IN INCIDENTS OF DOMESTIC VIOLENCE, THE INTERVIEWER WAS ALLOWED TO SKIP THE VICTIM FORM IF NECESSARY (EG. BECAUSE OTHERS WERE PRESENT)**CrimeNo [CRIME NUMBER, WITHIN TYPE OF CRIME]
INTERVIEWER ENTER CRIME NUMBER: 1..11CrimType [CODE FOR TYPE OF CRIME]
INTERVIEWER CODE FOR CRIME TYPE :1..25VIntro (SL) [ASK ALL]
INTERVIEWER: IF SOMEONE ELSE IS PRESENT, IT MAY BE BETTER TO RETURN ON ANOTHER OCCASION TO COMPLETE THIS VICTIM FORM]
Now I want to talk to you about the incident you reported of [crime type]

0. Suspend this Victim form for now
1. Continue

WhySkip (SL) [ASK IF VIntro = Skip]
INTERVIEWER: PLEASE EXPLAIN WHY YOU ARE SKIPPING THIS VICTIM FORM.

C.1.1 Series incidents

**DateSer-
QtrRecin** ARE ASKED OF THOSE REPORTING A SERIES OF
SIMILAR INCIDENTS

DateSer0- You mentioned a series of [number] similar incidents of [crime type] since the first
of January 1999. When did these

DateSer5 (SL) incidents happen?
SET [6] OF

1. 1998
2. January to March 1999
3. April to June 1999
4. July to September 1999
5. October to December 1999
6. January 2000 to present

[IF INCIDENTS ONLY OCCURRED IN 1998 DON'T GET ASKED VICTIM FORM, GO ONTO
FOLLOW UP QUESTIONNAIRE]

NJanMar (SL) [ONLY ASK THOSE CODED 2 AT DateSer]
How many incidents of this kind happened in January to March 1999?:
1..97

NAprJun (SL) [ONLY ASK THOSE CODED 3 AT DateSer]
How many incidents of this kind happened in April to June 1999?
1..97

NJulSep (SL) [ONLY ASK THOSE CODED 4 AT DateSer]
How many incidents of this kind happened in July to September 1999?
1..97

NOctDec (SL) [ONLY ASK THOSE CODED 5 AT DateSer]
How many incidents of this kind happened in October to December 1999?
1..97

NJanPres (SL) [ONLY ASK THOSE CODED 6 AT DateSer]
How many incidents of this kind happened in January 2000 to the present?
1..97

MthRecIn (SL) [ASK ALL WHO CODED 2-6 AT DATESER0 - DATESER5]
In which month did the most recent of these incident(s) happen?
INTERVIEWER EXPLAIN: IF PART OF SERIES, THE FOLLOWING
QUESTIONS REFER TO THE MOST RECENT INCIDENT IN SERIES.

1. January 1999
2. February 1999
3. March 1999
4. April 1999
5. May 1999
6. June 1999
7. July 1999
8. August 1999
9. September 1999
10. October 1999
11. November 1999
12. December 1999
13. January 2000
14. February 2000

15. March 2000
16. April 2000
17. May 2000
18. June 2000

QtrRecIn (SL) [IF INFORMANT ANSWERED DON'T KNOW IN MthRecIn ASK...]
INTERVIEWER: ASK OR RECORD

In what quarter did the most recent incident happen. Was it ...

1. before January 1999 →*Don't get asked Victim form, go straight to follow-up questionnaire*
2. between January and March 1999
3. between April and June 1999
4. between July and September 1999
5. between October and December 1999
6. or between January 2000 and now?

C.1.2 Single incidents

MthIncid-
Yrincid

ARE ASKED OF THOSE REPORTING SINGLE INCIDENTS

MthIncid (SL) [ASK ALL WHO RECORDED BEING A SINGLE INCIDENT VICTIM]
You said that, since January 1999, you (or someone in your household) had an incident of [crime type]. In which month did that happen?:

1. January
2. February
3. March
4. April
5. May
6. June
7. July
8. August
9. September
10. October
11. November
12. December

QtrIncid (SL) [ASK IF INFORMANT ANSWERED DON'T KNOW TO MthIncid ASK]

In what quarter did the incident happen. Was it ...

1. before January 1999 →*Don't get asked Victim form, go straight to next victim form or follow-up questionnaire*
2. between January and March 1999
3. between April and June 1999
4. between July and September 1999
5. between October and December 1999
6. or between January 2000 and now?

YrIncid (SL) [ASK ONLY THOSE INFORMANTS WHO DID NOT ANSWER DON'T KNOW TO MthIncid]
ASK OR RECORD
In what year did the (most recent) incident take place?

1. Yr 1998 → *Don't get asked Victim form, go straight to follow up*
2. Yr 1999
3. Yr 2000

ASKED FOR SERIES AND SINGLE INCIDENTS

DescrInc (SL) [ASK ALL]
Before I ask you a number of detailed questions to enable us to classify exactly what happened can you tell me, very briefly, about the incident?
IF PART OF A SERIES RECORD THE MOST RECENT OCCASION.
PROBE FOR DETAILS OF NATURE AND CIRCUMSTANCES OF INCIDENT.
(E.g. who was the victim, who was the offender, where did it happen, what did they do?)
CONTINUE DESCRIPTION AT NEXT QUESTION IF NECESSARY.
Text: Maximum 120 characters

DescrIn2 (SL) Continue description...
Text: maximum 100 characters

C.2 V Checklist

INTERVIEWER TO CHECK - ASK OR RECORD THE FOLLOWING QUESTIONS [INTERVIEWER TO QUESTION UNLESS CLEAR FROM DESCRIPTION]

V71(SL) [INTERVIEWER TO CHECK - ASK OR RECORD]
[ASK ALL]
Was any property stolen, or taken without permission, even if victim later got it back?

1. Yes
1. No

V72000-
V72006 (SL) [INTERVIEWER TO CHECK - ASK OR RECORD]
[ASK IF V71=YES]
Was the property stolen...
(CODE ALL THAT APPLY)
SET[7] OF

1. a car/van
2. property from in or off a car/van
3. a motorbike/scooter/moped
4. a bicycle
5. a something from inside the home
6. a something from outside the home (gardens, garage, drives, sheds etc)
7. a something else

- V75 (SL) [INTERVIEWER TO CHECK - ASK OR RECORD]
[ASK ALL]
(Apart from what was actually stolen) Was an attempt made to steal anything (else) that belonged to the victim or any other member of the household?
1. Yes
 2. No
- V77 (SL) [INTERVIEWER TO CHECK - ASK OR RECORD]
[ASK ALL]
Was any property damaged (ie buildings, vehicles, and/or other property)?
1. Yes
 2. No
- V78 (SL) [INTERVIEWER TO CHECK - ASK OR RECORD]
[ASK ALL]
Did the victim (or someone in the household) have some contact with the offender(s), or any information about them, such as how many there were?
1. Yes
 2. No
- V710 (SL) [INTERVIEWER TO CHECK - ASK OR RECORD]
[ASK ALL]
Did the person/(any of the people) who did it actually use force or violence on anyone in any way, even if this resulted in no injury?
1. Yes
 2. No
- V711 (SL) [INTERVIEWER TO CHECK - ASK OR RECORD]
[ASK IF INFORMANT DID NOT ANSWER YES TO V710]
Did the offender threaten someone?
1. Yes
 2. No
- V712 (SL) [INTERVIEWER TO CHECK - ASK OR RECORD]
[ASK ALL]
Was there any sexual element in the offence (e.g. indecent assault, touching)?
1. Yes
 2. No
- C.3 Circumstances of incident**
- VictArea (SL) [ASK ALL]
Can I just check, did it happen in this area (within 15 minutes walk of here)?
1. Yes
 2. No

WherHapp (SL) [ASK IF VictArea = No]

Can I just check. Did it happen in England or Wales or did it happen somewhere else?

1. England or Wales
2. Elsewhere

RaceMot (SL) [ASK ALL]

Do you think the incident was racially motivated?

1. Yes
2. No
3. Don't know

RacePoss (SL) [ASK IF RaceMot = Don't know]

Was there anything about the incident that made you think it might have been racially motivated?

1. Yes
2. No

YRaceMo0- [ASK IF INFORMANT INDICATES THAT THE OFFENCE WAS OR MAY HAVE BEEN RACIALLY MOTIVATED]

YRaceMo6 (SL) Why do you think it was racially motivated?
SET [7] OF

1. Racist language used (comments, abuse, etc)
2. Because of victim's race/country of origin
3. Because of offender's race/country of origin
2. Because offence only committed against minorities (eg doesn't happen to anyone else)
5. Because some people pick on minorities
6. Because it has happened before
7. Other

Whyhapp (L) [ASK IF Racemot=2 or Raceposs=2]

Can you tell me why you think this incident happened?
INTERVIEWER TO RECORD

C.4 Location of incident, method of entry, and home security

C.4.1 Location of incident

WhenVict (L) [ASK ALL]

Did it happen during the week or at a weekend?

INTERVIEWER: TAKE WEEKEND AS FRIDAY 6 P.M TO MONDAY 6 A.M

1. During week
2. At weekend

TimeVict (L) [ASK ALL]
At what time of day did it happen?

1. During morning (6am - noon)
2. During afternoon (noon - 6pm)
3. Morning/afternoon (can't say which)
4. During evening (6pm - midnight)
5. During night (midnight - 6am)
6. Evening/night (can't say which)

WherVict (SL) [ASK ALL]

Card V1

[text fill] Where did it happen?

BECAUSE OF ROUTING IMPORTANT THAT INTERVIEWERS AWARE OF ALL OPTIONS AND KNOW HOW TO GET THERE (E.G. ALL THE CAR PARK OPTIONS) INTERVIEWERS ALSO NEED TO BE BRIEFED ABOUT DEFINITION OF 'HOME' FOR FLAT DWELLERS.

[INTERVIEWER PROBE FULLY]

NOTE: 'AROUND' INCLUDES NEARBY STREETS AND CAR PARKS.

1. Own home or own garage (include attempted break-in)
2. Immediately outside home (including shed, garden, street)
3. In or near victim's place of work (including work car-park)
4. In public car park
5. In/around Pub/bar/nightclub/working men's club
6. In/around Dancehall/disco
7. In/around Football ground/ other sports ground
8. In/around Sport centre/sports club
9. In/around Other place of public entertainment (eg. cinema, cafe, restaurant, bingo hall,etc)
10. Travelling on transport or in or near transport facilities (eg. at a bus stop/station, on a bus/train, car park to station)
11. Other public or commercial locations (eg. shop, school, street market, hospital etc)
12. Elsewhere

OwnHome (SL) [ASK IF HAPPENED AT OWN HOME (WherVict=Ownhom)]

ASK OR RECORD:

Was this...

1. ...inside own home (include attempted break-in)
2. ...in garage next to this house/flat,
3. ...or in other garage (eg row of garages for flats/estate?)

OutHome (SL) [ASK IF HAPPENED IMMEDIATELY OUTSIDE HOME (WherVict=OutHom)]

ASK OR RECORD:

Was this...

1. ...inside same building (corridor, stairs, lift, etc),
2. ...in a shed, greenhouse, or other outbuilding on the same premises,
3. ...in garden,
4. ...outside building on same premises, (doorstep, walkways, balconies, carport, car space, drive etc),
5. ...in street outside home,
6. ...in car park for this estate,
7. ...in row of garages for flats/estate?

VicWork (SL) [ASK IF HAPPENED IN OR NEAR VICTIM'S PLACE OF WORK(WherVict=AtWrk)]
ASK OR RECORD:
Was this...

1. ...at place of work - inside building
2. ...at place of work - out of doors
3. ...in garage at work
4. ...in car park at place of work
5. ...or in street near place of work?

PubBar (SL) [ASK IF HAPPENED AT PUB/BAR/NIGHTCLUB/WORKING MEN'S CLUB (WherVict=PubBr)]
ASK OR RECORD:
Was this...

1. ...inside
2. ...in car park
4. ...or in street outside?
4. (DO NOT PROMPT: Unclear whether inside or immediately outside)

Disco (SL) [ASK IF HAPPENED AT DANCEHALL/DISCO (WherVict=Disc)]
ASK OR RECORD:
Was this...

1. ...inside
2. ...in car park
3. ...or in street outside?
4. (DO NOT PROMPT: Unclear whether inside or immediately outside)

SportGr (SL) [ASK IF HAPPENED AT SPORTS GROUND (WherVict=SprtGr)]
Was this...

1. ...inside
2. ...in car park
3. ...or in street outside?
4. (DO NOT PROMPT: Unclear whether inside or immediately outside)

SportCl (SL) [ASK IF HAPPENED AT SPORTS CENTRE/SPORTS CLUB (WherVict=SprtCl)]
Was this...

1. ...inside
2. ...in car park
3. ...or in street outside?
4. (DO NOT PROMPT: Unclear whether inside or immediately outside)

PubEnt (SL) [ASK IF HAPPENED AT OTHER PLACE OF PUBLIC ENTERTAINMENT
(WherVict=PbEnt)]

Was this...

1. ...inside
2. ...in car park
2. ...or in street outside?
3. (DO NOT PROMPT: Unclear whether inside or immediately outside)

Transp (SL) [ASK IF HAPPENED IN OR NEAR TRANSPORT FACILITIES
(WherVict=Trans)]

Was this...

1. ...on a train
2. ...at a railway station
3. ...on a tube train
4. ...at a tube station
5. ...on a bus
6. ...at a bus stop/station
7. ...on a plane
8. ...at the airport
9. ...in a taxi
10. ...or while driving or travelling in a car/van?

RailStat (SL) [ASK IF Transp = at a railway station]

ASK OR RECORD:

Was this...

1. ...in station, on platform
2. ...in station car park
3. ...or in street outside station
4. (DO NOT PROMPT: Unclear whether in train, in station or immediately outside)

TubeStat (SL) [ASK IF Transp = at a tube station]

ASK OR RECORD:

Was this...

1. ...in station, on platform
2. ...in station car park
3. ...or in street outside station
4. (DO NOT PROMPT: Unclear whether in tube, in station or immediately outside)

BusStop (SL) [ASK IF Transp = at bus stop/station]

ASK OR RECORD:

Was this...

1. ...at bus stop/ in bus station/ or in street outside bus station
2. ...or in bus station car park?
3. (DO NOT PROMPT: Unclear whether in on bus, at bus stop or station or immediately outside)

- AirPort (SL) [ASK IF Transp = or at the airport]
ASK OR RECORD:
Was this...
1. ...at airport
 2. ...or in airport car park?
 5. (DO NOT PROMPT: Unclear whether at airport or in airport car park)
- ComPrem (SL) [ASK IF HAPPENED AT OTHER PUBLIC OR COMMERCIAL LOCATION
(WherVict=ComPrm)]
ASK OR RECORD:
Was this...
1. ...at a shop or supermarket
 2. ...at a school or college
 3. ...at a church, church hall, mosque, etc
 4. ...or at a street market?
 5. ...other (include hospitals, offices, factories)
- SupMkt (SL) [ASK IF ComPrem = shop/supermarket]
ASK OR RECORD
Was this...
1. ...inside
 2. ...in car park
 3. ...or in street outside/in shopping precinct
 4. (DO NOT PROMPT: Unclear whether inside or immediately outside)
- College (SL) [ASK IF ComPrem = school/college]
ASK OR RECORD
Was this...
1. ...inside
 2. ...in car park
 3. ...or in street outside/in grounds
 4. (DO NOT PROMPT: Unclear whether inside or immediately outside)
- Mosque (SL) [ASK IF ComPrem = church/mosque etc]
ASK OR RECORD
Was this...
1. ...inside
 2. ...in car park
 3. ...or in street outside/in grounds
 4. (DO NOT PROMPT: Unclear whether inside or immediately outside)
- ComOth (SL) [ASK IF ComPrem = other]
ASK OR RECORD
Was this...
1. ...inside
 2. ...in car park
 3. ...or in street outside/in grounds
 4. (DO NOT PROMPT: Unclear whether inside or immediately outside)

ElseWher (SL) [ASK IF HAPPENED ELSEWHERE (WherVict=ElseWh)]
 ASK OR RECORD
 Was this...

1. ...at a friend's or relative's home
2. ...inside other building
3. ...in other car park
4. ...in subway under street or road
5. ...in other street or road
6. ...at a park, common or other public open space
7. ...at urban wasteground, building site
8. ...at a caravan site?
9. ...on a boat
10. ...or at allotments?
11. (DO NOT PROMPT: Other specific location)
12. (DO NOT PROMPT: Vague answer only (Include cases where respondent mentions several possible locations or says s/he does not know location))

RelFri (SL) [ASK IF ElseWher=Friend's or relative's home]
 Was this...

1. ...inside
2. ...in garage/ carport/ car park
2. ...or in street outside
4. (DO NOT PROMPT: Unclear whether inside or immediately outside)

XElseWh (SL) [ASK IF Other IN ElseWher]
 INTERVIEWER PLEASE SPECIFY OTHER ANSWER

C.4.2 Method of entry

HomGarag (SL) [ASK IF THE INCIDENT OCCURRED IN THE GARAGE SPECIFICALLY FOR THIS HOUSE/FLAT (Ownhome=OwnGarag)] Does the garage have a connecting door to the house itself?

1. Yes
2. No

OffInHom (SL) [ASK IF THE INCIDENT OCCURRED AT OWN HOME (WherVict=OwnHome)] [PERHAPS ALSO ASK IF Whervict=Outhome AS A CHECK]

Can I just check, (did the person/were the people) who did it actually get inside your house or flat (or your garage) at all during the incident?

1. Yes
2. No

OffInvit (SL) [ASK IF (WherVict = OwnHom or Outhome) and (OffInHom = Yes)]
 Did (the person/the people) who did it have a right to be inside? For example was it done by people who were invited in, a workman doing a job, or guests, or people who lived with you?

1. Yes
2. No
3. Got in by false pretences

InsideFP (SL) [ASK IF OffInvit = Yes]
 Can I just check, did the person/ the people get inside by false pretences?

1. Yes
2. No

TryInsid (SL) [ASK IF PERSON WAS NOT INSIDE OR INFORMANT DID NOT KNOW WHETHER THEY WERE INSIDE (OffInHom = No or Don't know)]
 Did he/she/they try to get inside?

1. Yes
5. No
- 6.

TryFPIns (SL) [ASK IF TryInsid = Yes]
 Did he/she/they use false pretences to try to get inside?

1. Yes
2. No

C.4.3 Home security

Security (L) Card V2
 [ASK IF THE (PEOPLE/PERSON) WHO BROKE IN DID NOT HAVE A RIGHT TO BE INSIDE AND DID NOT USE FALSE PRETENCES TO GET INSIDE OR IF THEY ATTEMPTED TO GET INSIDE (OffInvit = No or Don't know or TryFPIns = No or Don't know)]
 Did you have any of these sorts of security measures at that time, even if they were not in use when the incident happened?

1. Yes
2. No

TypeSec0- [ASK if Security = Yes][CARD V2]
TypeSec6 (L) Which ones did you have?
 SET [7] OF

1. Burglar alarm on premises
2. Dummy box
3. Outside doors with double locks or deadlocks
4. Security chain/bolts on the doors
5. Windows that need special keys to open them
6. Bars on grilles on the windows
7. Dog in the house
8. Internal lights on timer or sensor switch
9. External lights on timer or sensor switch
10. Other
10. Cannot remember

XTypeSec (L) [ASK IF TypeSec = Other]
 INTERVIEWER: RECORD OTHER ANSWER GIVEN

FrontBac (L) [ASK IF OffInvit= No or Don't know OR TryFPIns= No or Don't know]

Did he/she/they get in or try to get in at the front of your house/flat, at the back or at the side?

1. Front
2. Back
3. Side
4. More than one approach

EntDoor (L) [ASK IF FrontBac IN [Front...More than one approach]

Did he/she/they (try to) get in through a door?

NOTE: PATIO DOORS AND FRENCH WINDOWS ARE DOORS. BREAKING WINDOW BESIDE DOOR TO OPEN IT COUNTS AS DOOR

1. Yes
2. No

HowDoor0- [ASK IF EntDoor = Yes]

HowDoor1 (L) How did he/she/they (try to) get through the door?

SET [2] OF

1. (Tried to) push in past person who opened door
2. Door was not locked
3. They had key
4. (Tried to) force lock/break lock
5. (Tried to) break/cut out/remove panel of door or panel beside door
6. By false pretences
7. Other

XHowDoor (L) [ASK IF HowDoor = Other]

INTERVIEWER: RECORD THE 'OTHER' ANSWER GIVEN.

ThroWind (L) [ASK IF FrontBac IN [Front...More than one approach]

Did he/she/they (try to) get in through a window?

1. Yes
2. No

HowWind0- [ASK IF ThroWind = Yes]

HowWind3(L) How did he/she/they (try to) get through the window?

1. Window was open/could be pushed open
2. (Tried to) force window lock/catch
3. (Tried to) break/cut out glass
4. Other

XHowWind (L) [ASK IF HowWind = Other]

INTERVIEWER: RECORD THE 'OTHER' ANSWER GIVEN.

OthEntry (L) [ASK IF FrontBac IN [Front...More than one approach]
Did he/she/they try to get in by any other way, apart from through a door or a window? (eg skylight, roof space, cellar)

1. Yes
2. No

XOthEnt (L) [ASK IF OthEntry = Yes]
Please describe how they tried to get in.

C.4.4 Whether informant at home at the time

AtHome (L) [ASK IF OFFENCE OCCURRED AT HOME OR IMMEDIATELY OUTSIDE HOME (WherVict = OwnHom to OutHom)]
Were you/(was the person it happened to) or anyone else at home at the time?

1. Someone at home
2. No-one at home

C.5 What informant was doing at the time and details of the offenders

WhatDo(L) [ASK ALL]
What were you/(was he/she) doing at the time it happened?

1. At work or working (not at home)
2. Travelling to/from work
3. Travelling to/from elsewhere
4. At school/college
5. Shopping
6. On holiday/away for weekend
5. Leisure activities away from home
8. Sleeping at home
9. At home (not sleeping; not working)
10. Working at home
11. Other

XWhatDo (L) [ASK IF Other IN WhatDo]
INTERVIEWER RECORD WHAT RESPONDENT WAS DOING

DescrOff (L) [ASK IF V78 NE YES]
Can I check, are you/(is he/she) able to say anything at all about the people who did it - how many there were, or whether they were male or female?

1. Yes
2. No

NumOff (L) [ASK IF (V78=YES) OR (DescrOff=YES)] IE IF INFORMANT IS ABLE TO SAY ANYTHING ABOUT THE PEOPLE WHO DID IT]
(You mentioned earlier that you might have some information about the offender(s)).
How many were there?

1. One
2. Two
3. Three
4. Four or more

BCS 2000 Victim Form

- OffSex1 (L) [ASK IF NumOff = 1]
Was the person who did it male or female?
1. Male
 2. Female
- AgeOff1 (L) [ASK IF NumOff = 1]
How old was the person who did it? Would you say he/she was...
1. ...a child under school age
 2. ...a child of school age
 3. ...aged between 16 and 24
 4. ...or older than this?
- DrinkIn1 (L) [ASK IF AgeOff1 IS NE child under school age]
As far as you know, at the time it happened was the person who did it under the influence of drink?
1. Yes
 2. No
 3. Don't know
- DrugInf1 (L) [ASK IF AgeOff1 IS NE child under school age]
....or drugs?
1. Yes
 2. No
 3. Don't know
- RaceOff1 (L) [ASK IF NumOff = 1]
As far as you know was the person who did it...READ OUT
1. White
 2. Black
 3. Indian, Pakistani or Bangladeshi
 4. or something else?
- KnewOff1 (L) [ASK IF NumOff = 1]
Was he/she someone you/(the victim) knew before it happened or was he/she a stranger?
1. Someone known
 2. Stranger
 3. Don't know
- SeenOff1 (L) [ASK IF KnewOff1 = Stranger or don't know]
Had you/(the victim) seen him/her before?
1. Yes
 2. No

HowKnow1(L) [ASK IF INFORMANT MENTIONED THEY KNEW THE OFFENDER OR THAT THEY HAD SEEN HIM/HER BEFORE (KnewOff1 = someone known OR SeenOff1 = Yes)]

How well did you/(the victim) know him/her? Just by sight, just to speak to casually, or did you/(the victim) know him/her well?

1. Just by sight
2. Just to speak to casually
3. Known well

OffRel1 (L) [ASK IF INFORMANT MENTIONED THEY KNEW THE OFFENDER OR THAT THEY HAD SEEN HIM/HER BEFORE (KnewOff1 = someone known OR SeenOff1 = Yes)]

What was his/her relationship to you/(the victim) ?

INTERVIEWER: PRIORITY CODING

1. Husband/ wife/ partner
2. Son/daughter (in law)
3. Other household member
4. Current boyfriend/girlfriend
5. Former husband/wife/partner
6. Former boyfriend/girlfriend
7. Other relative
8. Workmate/colleague
9. Client/members of public contacted through work
10. Friend/acquaintance
11. Neighbour
12. Local child/child in neighbourhood
13. Other

XOffRel1 (L) [ASK IF Other IN OffRel1]

INTERVIEWER RECORD VICTIM'S RELATIONSHIP WITH OFFENDER

OffSex (L) [ASK IF NumOff IS MORE THAN 1]

Were the people who did it male or female?

1. Male
2. Female
3. People of both sexes

AgeOff2- [ASK IF NumOff IS MORE THAN 1]

AgeOff5 (L) How old were the people who did it? Would you say they were...

CODE ALL THAT APPLY

1. ...children under school age
2. ...children of school age
3. ...people aged between 16 and 24
4. ...older people?

Note: DrinkInf and DrugInf are only asked if offenders of school age or older are involved

DrinkInf (L) [ASK IF NumOff IS MORE THAN 1])

As far as you know, at the time it happened were any of the people who did it under the influence of drink?

1. Yes
2. No
3. Don't know

DrugInf (L) [ASK IF NumOff IS MORE THAN 1])
....or drugs?

1. Yes
2. No
3. Don't know

RaceOff2- [ASK IF NumOff IS MORE THAN 1])
RaceOff5 (L) As far as you know were the people who did it...
CODE ALL THAT APPLY

1. White
2. Black
3. Indian, Pakistani or Bangladeshi
4. or something else?

KnewOff (L) [ASK IF NumOff IS MORE THAN 1])
Were any of them people you/(the victim) knew before it happened or were they strangers?

1. All known
2. Some known, some not known
3. None known
4. Don't know

SeenOff (L) [ASK IF OFFENDER WAS NOT KNOWN (KnewOff = None known or don't know)]
Had you/(the victim) seen any of them before?

1. Yes
2. No

HowKnow2- [ASK IF INFORMANT MENTIONED THEY KNEW ALL THE OFFENDERS
OR SOME OF THE OFFENDERS OR THAT THEY HAD

HowKnow4 (L) SEEN THEM BEFORE ((KnewOff = All known or some known) OR
(SeenOff = Yes))]

How well did you/(the victim) know them? Just by sight, just to speak to casually, or did you/(the victim) know any of them well?

SET OF [3]

1. At least one known just by sight
2. At least one known to speak to casually
3. At least one known well

WellKnow (S) [ASK IF RESPONDENT HAS INFORMATION ABOUT THE OFFENDER(S)]

You mentioned earlier that (the victim/someone in the household) had some contact with, or knew something about the offenders. Can I just check, before the incident happened, were the offenders...READ OUT

1. ...well known to you
2. ...known by sight
3. ...known just to speak to casually
4. ...or were they strangers?

OffRel00- [ASK IF (HowKnow NE Empty) OR IF OFFENDER WAS KNOWN BY VICTIM]

Off Rel11 (SL) What was their relationship to you/(the victim)?
SET [12] OF

1. Husband/ wife/ partner
2. Son/daughter (in law)
3. Other household member
4. Current boyfriend/girlfriend
5. Former husband/wife/partner
6. Former boyfriend/girlfriend
7. Other relative
8. Workmate/colleague
9. Client/members of public contacted through work
10. Friend/acquaintance
11. Neighbour
12. Local children/children in neighbourhood
13. Other

XOffRel (SL) [ASK IF Other in OffRel]

INTERVIEWER RECORD VICTIM'S RELATIONSHIP WITH OFFENDER

C.6 Details of what was stolen

Stolltem (SL) [ASK IF V71 NE YES]

Can I check, was anything at all stolen, even if you later got it back?

1. Yes
2. No

Belong0- [ASK ONLY IF SOMETHING STOLEN (Stolltem OR V71 = Yes)]

Belong5 (SL) (You mentioned earlier that you had property stolen). Who did the stolen property belong to?

INTERVIEWER: 'BELONG' = WOULD HAVE HAD TO PAY TO REPLACE IT) NOTE: IF RESPONDENT IS SELF-EMPLOYED, CODE TOOLS, EQUIPMENT, ETC AS BELONGING TO HIM/HER
CODE ALL THAT APPLY

1. Respondent
2. Other adult household member
3. Child in household
4. Employer/ work
5. Friend
7. Other

WhatSt0- [ASK ONLY IF SOMETHING WAS STOLEN (V71=Yes OR Stolltem=Yes)]

WhatSt9 (L) Could you tell me what was stolen that belonged to you/someone else in your household? PROBE FULLY: Anything else? SET [10] OF

1. Car/van
2. Motorcycle/scooter/moped

3. Vehicle parts/accessories/car stereo
4. Briefcase/handbag/shopping bag
5. Purse/wallet
6. Cash (not from meter)
7. Cheque book
8. Credit card
9. Bicycle
10. Video equipment/camcorders
11. Television
12. Stereo/Hi-fi equipment
13. Camera
14. Computer, computer equipment
15. Mobile phone
16. Jewellery
17. Tools
18. Clothes
19. Documents (eg savings account book, passport)
20. Other

XWhatSto (L) [ASK IF Other IN WhatStol]
INTERVIEWER RECORD WHAT WAS TAKEN

[ASK THE FOLLOWING QUESTIONS OF THOSE WITH VEHICLE PARTS
STOLEN (Whatstol = Vehicle parts/accessories/car stereo)]

VehPar0-
VehPar8 (L) What vehicle parts were stolen?
CODE ALL THAT APPLY SET [9] OF

1. Radio/tape/CD/stereo/loudspeakers/hi-fi unit
2. In-car telephone
3. Two-way radio/CB radio
4. Instruments (eg clock, speedometer, etc)
5. Interior fittings (eg seat, floor covering)
6. Exterior fittings (eg bumper, hub caps, wheel trims, aerials, exhaust, number plates, maker's badge)
7. Wheel/tyre/spare wheel
8. Tools kept in car (spanners, jack, screwdrivers)
9. Mechanical parts (engine, brakes, etc)
10. Fuel
11. Other

XVehPart (L) [ASK IF Other in VehPar]
INTERVIEWER RECORD WHAT VEHICLE PART STOLEN

FInsCar (L) [ASK IF PROPERTY STOLEN]
INTERVIEWER ASK/CHECK OR RECORD IF OBVIOUS
Was any property taken from INSIDE a car/van?

1. Yes
2. No

- FOffCar (L) [ASK IF PROPERTY STOLEN]
INTERVIEWER ASK/CHECK OR RECORD IF OBVIOUS
Was any property taken off a car/van/motorcycle/scooter/moped?
1. Yes
2. No
- [ASK IF ITEM STOLEN WAS A CAR/VAN OR ANY PROPERTY WAS
TAKEN FROM A CAR/VAN (FInsCar = Yes)]
- HowBrCa0-
HowBrCa1 (L) How did they get into the car/van?
SET [2] OF
1. Door was not locked
 2. Window was left open
 3. Offender forced lock
 4. Offender broke window
 5. Offender used a key
 6. Other
- XHowBrC (L) [ASK IF other IN HowBrCar]
INTERVIEWER RECORD HOW THEY GOT INTO CAR/VAN
- HoldStol (SL) [ASK IF V71= YES OR STOLITEM = YES]
Can I check, were you/was he/she, holding, carrying or wearing (any of) what was
stolen, including items in pockets of clothes being worn at the time?)
1. Yes
 2. No
- ValVeh (L) [ASK ALL WHO HAD A VEHICLE STOLEN (WhatStol or V72= car/van or
motorbike/scooter/moped)]
What would you estimate was the replacement value of the vehicle that was stolen or
taken without permission?
ACCEPT ESTIMATE
0.....99997
- OthValVh (L) [ASK ALL WHO HAD A VEHICLE STOLEN (WhatStol or V72= car/van or
motorbike/scooter/moped)]
Apart from the cost of the vehicle and any fixtures and fittings, what was the value of
other property taken at the same time, including the value of any items you got back?

ACCEPT ESTIMATE
0....99997
- TotValue (L) [ASK ALL WHO RECORDED HAVING SOMETHING STOLEN BUT NOT A
VEHICLE at Whatstol or V72]
(Including cash) what would you estimate was the total replacement value of what
was stolen, including the value of any items that you got back?
ACCEPT ESTIMATE
0..99997
- VehFound (L) [ASK THE FOLLOWING QUESTIONS IF ITEM STOLEN WAS A CAR/VAN
OR A MOTORBIKE/SCOOTER/MOPED AT Whatstol or V72]
Did you get the vehicle back?
1. Yes
 2. No
- VehDam (L) [ASK IF VEHICLE WAS FOUND (VehFound = Yes)]
Was the vehicle damaged in any way?

1. Yes - write off/beyond repair
2. Yes - extensive damage but reparable
3. Yes - moderate/slight damage
4. No - no damage

VPropRec (L) [ASK IF ANYTHING OTHER THAN A CAR/VAN, MOTORCYCLE/SCOOTER at Whatstol]
 (Apart from the car/van/motorcycle) did you get any of the stolen money or stolen property back?
 NOTE: Exclude any insurance payments

1. Yes - all
2. Yes - some
3. No - none/Not yet

ValOth (L) [IF A VEHICLE WAS STOLEN AND RECOVERED, AND OTHER PROPERTY ALSO RECOVERED]
 Apart from the cost of the vehicle, what would you estimate was the total value of the other items you got back?
 ACCEPT ESTIMATE
 0....99997

ValPrRec (L) [ASK IF both car and other stolen but only got property back. Vehound=2 and vproprec=1 or 2OR SOME OF THE PROPERTY WASRECOVERED]
 What would you estimate was the total replacement value of the items you got back?
 ACCEPT ESTIMATE
 0..99997

C.7 Damage to property

DefaProp (SL) [ASK IF INFORMANT DID NOT SAY ANY DAMAGE WAS DONE AT V CHECKLIST (V77 NE YES)]
 Can I just check, did the (person\people) who did it damage, deface or mess up anything that belonged to you or to anyone else in your household (including any damage which may have been done getting in or out)?

1. Yes
2. No

BelongD0- (SL) [ASK IF (DefaProp = Yes) OR (V77 = Yes)]

BelongD5 (You mentioned earlier that property was damaged). Who did this damaged property belong to? NOTE: IF RESPONDENT IS SELF-EMPLOYED, CODE TOOLS, EQUIPMENT ETC AS BELONGING TO HIM/HER

SET [6] OF

1. Respondent
2. Other adult household member
3. Child in household
4. Employer/work
5. Friend
6. Other

DefaWha0- [ASK IF DAMAGE WAS DONE (V77=YES OR DefaProp=YES)]

DefaWha8 (SL)(You mentioned earlier that property was damaged) What damage was done?

SET [9] OF

ADD TO THE SHORT VICTIM FORM AS THIS IS NEEDED FOR VEHICLE ATTEMPTS/VANDALISM

1. SOILING-eg with faeces or urine
2. GRAFFITI
3. DAMAGE TO MOTOR VEHICLE (IN ATTEMPT) TO EFFECT THEFT - eg to car, van, motorcycle etc. CLEARLY done in course of an attempt to steal vehicle or something from it
4. OTHER DAMAGE TO MOTOR VEHICLE - damage NOT clearly done in order to effect theft
5. DAMAGE TO FENCES OR GARDENS
6. DAMAGE TO PREMISES TO EFFECT ENTRY - eg damage to doors, windows, etc
7. OTHER DAMAGE TO OUTSIDE PREMISES
8. OTHER DAMAGE TO INSIDE PREMISES
9. DAMAGE TO SPECIFIC ITEMS - eg to handbag or purse by snatching, to clothes in street, to personal property in public premises
10. Other

XDefaWha (L) [ASK IF Other IN DefaWhat]

INTERVIEWER: RECORD OTHER ANSWER

DeliFire (SL) [ASK IF V77=YES OR DefaProp=YES]

ASK OR RECORD

Can I just check, was there deliberate damage by fire?

1. Yes
2. No

TotDamag (L) [ASK IF V77=YES OR DefaProp=YES]

Excluding costs you have already mentioned, what was the total value of the damage they did? INTERVIEWER: ACCEPT ROUGH ESTIMATE

IF £20 PROMPT: IS THIS MORE THAN £20 OR £20 OR LESS

0..99997

TotDamS (S) [ASK IF V77=YES OR DefaProp=YES]
Was the total value of the damage they did...READ OUT

1. ...£20 or under
2. ...or over £20?

C.8 Cost of loss of stolen goods/damage to property

InsurCov (L) [ASK ALL WHO RECORDED HAVING SOMETHING STOLEN OR WHOSE PROPERTY WAS DAMAGED/DEFACED (V71 = Yes OR V77 = YES OR StolItem = Yes OR DefaProp = Yes)]
Was any of the property which was stolen/damaged covered by an insurance policy?

1. Yes
2. No

ClaimIns (L) [ASK IF PROPERTY WAS INSURED (InsurCov = Yes)]
Did you or anyone else in your household make a claim for the property which was stolen or damaged?

1. Yes
2. No
3. Not yet

InsurPay (L) [ASK IF CLAIM MADE (ClaimIns=YES)]
Was this claim met by the insurance company?
NOTE: Include cash payments, replacement goods and direct payments for repairs, eg to garage, etc.

1. Yes - claim in full (less any policy excess)
2. Yes - claim in part
3. Not yet
4. Claim refused

InsAmou (L) [ASK IF InsurPay=1 or 2]
How much did you receive from the insurance company?
INTERVIEWER: ACCEPT ROUGH ESTIMATE :
NOTE: Include cash payments, replacement goods and direct payments for repairs, eg to garage, etc.
1..99997

XEarnLos (L) [ASK ALL]
Did this incident result in any loss of earnings for yourself or anyone else in this household? NOTE: If no, code 0
INTERVIEWER: ENTER POUNDS ONLY. ACCEPT ROUGH ESTIMATE
1..99997

TimeOff(L) [ASK ALL]
Did this incident result in you or anyone else in your household having to take time off work for any reason (eg. to see police, repair damage, make insurance claim, have medical attention)

1. Yes
2. No

NTimeOff (L) [ASK IF TimeOff = Yes]

How much time would you estimate were taken off work by yourself or someone else in your household as a result of this incident?

INTERVIEWER CODE: IS ANSWER...

1. ...in hours
2. ...or in days?

NTimeHrs (L) [ASK IF NTimeOff = Hours]

How many hours?

CODE NUMBER OF HOURS: 0..997

NTimeDay (L) [ASK IF NTimeOff = Days]

How many days?

CODE NUMBER OF DAYS: 0..997

Ndayhrs (L) [ASK IF NtimeOff=Days]

How many hours is that in total?

CODE NUMBER OF HOURS 0..997

Compens (L) [ASK ALL]

Apart from any financial losses what would be a reasonable financial sum to compensate you for the upset and inconvenience you and/or your household suffered?

0....99997

C.9 Attempted Theft

TryStOth (SL) [ASK IF INFORMANT DID NOT SAY ANY THERE WAS AN ATTEMPT TO STEAL PROPERTY AT V CHECKLIST (V75 NE YES)]

(Apart from what was actually stolen) Can I just check, to the best of your knowledge, did the people who did it try to steal anything (else) that belonged to you or any other member of your household?

1. Yes
2. No

BelongA0- (SL) [ASK IF (V75 = Yes) OR (TryStOth = Yes)]

BelongA5 (You mentioned earlier) Who did the property that the person tried to steal belong to?

NOTE: IF RESPONDENT IS SELF-EMPLOYED, CODE TOOLS, EQUIPMENT ETC AS BELONGING TO HIM/HER

1. Respondent
2. Other adult household member
3. Child in household
4. Employer/work
5. Friend
6. Other

ASK IF AN ATTEMPT WAS MADE TO STEAL PROPERTY (V75=YES OR TryStOth=YES)]

WhTryS0- What did they try to steal?

WhTryS9 (L) SET [10] OF

1. Car/van
2. Motorcycle/scooter/moped
3. Vehicle parts/accessories
4. Briefcase/handbag/shopping bag

5. Purse/wallet
6. Cash (not from meter)
7. Cheque book
8. Credit card
9. Bicycle
10. Video equipment/camcorders
11. Television
12. Stereo/Hi-fi equipment
13. Camera
14. Computer, computer equipment
15. Mobile phone
16. Jewellery
17. Tools
18. Clothes
19. Documents (eg savings account book, passport)
20. Other

XWhTrySt (L) [ASK IF Other IN WhTryS]
INTERVIEWER RECORD WHAT THEY TRIED TO STEAL

InVeh (L) [ASK IF IT WAS SOMETHING ELSE THAT THE OFFENDER ATTEMPTED TO STEAL, APART FROM A CAR/VAN]
Can I just check, did they try to steal any property from inside a car/van?

1. Yes
2. No

OffVeh (L) [ASK IF IT WAS SOMETHING ELSE THAT THE OFFENDER ATTEMPTED TO STEAL, APART FROM A CAR/VAN]
Can I just check, did they try to steal this property off a car/van/motorcycle/moped/scooter?

1. Yes
2. No

HTryCar (L) [ASK IF IT WAS A CAR/VAN THAT THE OFFENDER TRIED TO STEAL (WhTry = Car/Van) or they tried to steal things from inside a car or van (Inveh=1)]
How did they try to get into the car?

1. Door was not locked
2. Window was left open
3. Tried to force lock
4. Tried to break window
5. Used a key
6. Other

XHTryCar (L) [ASK IF Other IN HTryCar]
INTERVIEWER RECORD HOW THEY TRIED TO GET INTO CAR

TryStPer (SL) [ASK IF (V75 = Yes) OR (TryStOth = Yes)]
[You mentioned earlier that there was an attempt to steal something]. Can I check, was that in your/his/her personal possession, for example were you/he/she, holding, carrying or wearing (any of) what they tried to steal? (This includes items in pockets of clothes being worn at the time)

1. Yes
2. No

C.10 Whether force or violence used

Aware (L) [ASK ALL]

Can I just check, at the time it happened, were you or anyone else aware of what was happening?

1. Yes
2. No

WhoAwa00- [ASK IF Aware = Yes]

WhoAwa03 (L) Who was aware?

SET [4] OF

1. Respondent
2. Other household member
3. Colleague/companion/friend
4. Other person outside household

Weapon (L) [ASK IF INFORMANT COULD SAY ANYTHING ABOUT THE OFFENDER (V78=YES OR DESCROFF=YES)]

Did the (person/any of the people) who did it have a weapon or something they used or threatened to use as a weapon?

1. Yes
2. No

WhatWea0- [ASK IF Weapon = Yes]

WhatWea9 (L) What was the weapon?

SET [10] OF

1. Bottle
2. Drinking glass
3. Knife
4. Screwdriver/stabbing implement
5. Stick/club/hitting implement
6. Pistol/rifle
7. Shotgun
8. Airgun/air rifle
9. Gun - can't say what sort
10. Other

XWhWeap (L) [ASK IF WhatWea = Other]

INTERVIEWER RECORD THE WEAPON USED

UseForce (SL) [ASK IF INFORMANT DID NOT SAY FORCE WAS USED (V710 NE YES). ON LONG VF TEXT FILL [you/anyone] ASKED, ON SHORT VF ASK TEXT FILL [you]]

Can I check, did (the person/any of the people) who did it actually use force or violence on [you/anyone] in any way, even if this resulted in no injury?

1. Yes
2. No

ForceWh0- [ASK IF FORCE WAS USED (V710=YES OR UseForce=YES)]

ForceWh3 (L) (You mentioned earlier that force or violence was used) On whom did they use force or violence?

SET [4] OF

1. Respondent
2. Other household member
3. Colleague/companion/friend
3. Other person outside household

WhatFo00- [ASK IF ForceWho = Respondent]

WhatFo08 (L) In what way did they use force or violence on you?

SET [9] OF

1. Grabbed / pulled bag etc
2. Grabbed / pushed respondent
3. Punched or slapped
4. Kicked
5. Hit with a weapon
6. Raped
7. Attempted rape
8. Sexually assaulted
9. Other

XWhFor1 (L) [ASK IF WhatFo = Other]

INTERVIEWER RECORD WHAT VIOLENCE USED

Injury1 (SL) [ASK IF (UseForce = Yes) OR (V710 = Yes) OR (Respondent IN ForceWh)]

[You mentioned earlier that force or violence was use]. Were you bruised, scratched, cut or injured in any way?

1. Yes
2. No

WhInju00- [ASK IF Injury = Yes]

WhInju05 (SL) What happened to you?

SET [6] OF

1. Minor bruising or black eye
2. Severe bruising
3. Scratches
4. Cuts
5. Broken bones
6. Other

XInJury (SL) [ASK IF WhInju = Other]
INTERVIEWER RECORD OTHER INJURY

DocAttnF (S) [ASK IF INCIDENT DID NOT HAPPEN IN ENGLAND OR WALES]
Can I just check, as a result of what happened, did you have attention from a doctor?

1. Yes
2. No

ThreaVio (SL) [ASK IF FORCE WAS NOT USED (V710 NE YES) AND (UseForce NE YES)
AND THREATS NOT MENTIONED (V711 NE YES)]
Did the (person/people) who did it THREATEN to use force or violence on you or
anyone else or harm them in any (other) way?

1. Yes
2. No

WhoHar00- [ASK IF ThreaVio = Yes OR V711 = Yes]

WhoHar03 (L) (You mentioned earlier that the offender threatened someone)
Who did they say that they might harm?
SET [4] OF

1. Respondent
2. Other household member
3. Colleague/companion/friend
4. Other person outside household

WhThre00- [ASK IF WhoHar = Respondent]

WhThre04 (L) What did they threaten to do to you?
SET [5] OF

1. Punch/slap/kick/beat up
2. Hit with a weapon/use something as weapon
3. Sexual assault/rape
4. Kill
5. Other

XWThrea1 (L) [ASK IF WhThre = Other]
INTERVIEWER RECORD WHAT THEY THREATENED TO DO

WhThre05- [ASK IF WhoHarm = HhldMemb]

WhThre09 (L) What did they threaten to do to the (other household member)?
SET [5] OF

1. Punch/slap/kick/beat up
2. Hit with a weapon/use something as weapon
3. Sexual assault/rape
4. Kill
5. Other

XWThrea2 (L) [ASK IF WhThre05-09 = Other]
INTERVIEWER RECORD WHAT THEY THREATENED TO DO

WhThre10- [ASK IF WhoHarm = Friend]

WhThre14 (L) What did they threaten to do to your (colleague/companion/friend)?
SET [5] OF

1. Punch/slap/kick/beat up
2. Hit with a weapon/used something as weapon
3. Sexual assault/rape

BCS 2000 Victim Form

4. Kill
5. Other

XWThrea3 (L) [ASK IF WhThre10-14 = Other]
INTERVIEWER RECORD WHAT THEY THREATENED TO DO

WhThre15- [ASK IF WhoHarm = Other]
WhThre19 (L) What did they threaten to do to (other non-household member)?
SET [5] OF

1. Punch/slap/kick/beat up
2. Hit with a weapon/used something as weapon
3. Sexual Assault/rape
4. Kill
5. Other

XWThrea4 (L) [ASK IF WhThre15-19 = Other]
INTERVIEWER RECORD WHAT THEY THREATENED TO DO

DocAttn (L) [ASK IF FORCE WAS USED OR THEY THREATENED TO USE FORCE OR
VIOLENCE (V710=YES OR UseForce=YES OR V711=YES OR ThreaVio=YES)]
Can I just check, as a result of what happened did you or anyone else in your
household have attention from a doctor?

1. Yes
2. No

WhoDoc00- [ASK IF DocAttn = YES]
WhoDoc03 (L) Who had attention from a doctor?
SET [4] OF

1. Respondent
2. Other household member
3. Colleague/companion/friend
4. Other person outside household

StyHosp1 (L) [ASK IF WhoDoc = Respondent]
Did you need to stay one night or more in hospital at all?

1. Yes
2. No

EmotReac (L) [ASK ALL]
CARD V3
Many people have emotional reactions after incidents in which they are victims of
crime. Did you PERSONALLY have any of these reactions after the incident?

1. Yes
2. No

WhEmot10- [ASK IF WhoEmo00-02 = Respondent]
WhEmot15 (L) CARD V3 Which of these reactions did you PERSONALLY have?
SET [6] OF

1. Anger
2. Shock
3. Fear
4. Difficulty sleeping
5. Crying/tears
6. Other

XWhEmot1 (L) [ASK IF WhEmot1 = Other]
INTERVIEWER RECORD OTHER EMOTIONAL REACTION

HowAff1 (L) [ASK IF WhoEmo00-02 = Respondent]
So overall, how much were you affected? Were you affected ...

1. ...very much
2. ...quite a lot
3. ...or just a little?

C.11 Contact with the police about the incident

CopsKnow (SL) [ASK ALL VICTIMS]
Did the police come to know about the matter?

1. Yes
2. No

YCopNo00- [ONLY ASK IF THE POLICE DID NOT BECOME AWARE OF INCIDENT
(CopsKnow=2)]

YCopNo10 (L) Why not?
SET [11] OF

1. Private / personal / family matter
2. Dealt with matter MYSELF/ourselves
3. Reported to other authorities (eg superiors, company security staff, etc)
4. Dislike/fear of police
5. Fear of reprisal by offenders/make matters worse
6. Police could have done nothing
7. Police would not have bothered/not been interested
8. Inconvenient/too much trouble
9. No loss/damage
10. Attempt at offence was unsuccessful
11. Too trivial/not worth reporting
12. Previous bad experience of the police or courts
13. Other

XYCopNot (L) [ASK IF Other IN YCopNo00-10]
INTERVIEWER RECORD WHY POLICE NOT TOLD

HowCopK (L) [ONLY ASK IF THE POLICE DID COME TO KNOW ABOUT THE INCIDENT
(CopsKnow=1)]

How did they come to know about it?

1. Police told by respondent
2. Police told by another person in respondent's household
3. Police told by other person
4. Police were there
5. Police found out by another way

HowCtold (L) [ASK IF HowCopK = 1 or 2 or 3]

How were the police first told about the matter?

1. 999 call
2. Phone call to local police station
3. Approached/stopped an officer in the street
4. Called in at the police station
5. Other

Xhowctold RECORD OTHER ANSWER

WhyRep00- [ASK IF HowCopK = told by respondent, by other household member or other person]

WhyRep10 (L) Can you tell me why (you/he/she) decided to report this crime to the Police?

PROBE: Any other reason

SET [11] OF

- 1 All crimes should be reported/right thing to do/duty/automatic
- 2 Serious/major/upsetting crime
- 3 In the hope that property would be recovered
- 4 In the hope that offenders would be caught/punished
- 5 For purposes of insurance claim
- 6 To satisfy other authorities
- 7 In the hope of avoiding repetition of crime to oneself (including loss of keys etc)
- 8 In the hope of avoiding repetition of crime to someone else
- 9 Needed assistance (eg to get home)
- 10 Third person reported crime
- 11 Police were on the spot
- 12 Other
- 13 Not applicable

Xwhyrep (L) ASK IF Other in WhyRep00-WhyRep10

INTERVIEWER RECORD WHY THE POLICE WERE TOLD

- HowCont0- [ASK IF POLICE CAME TO KNOW ABOUT THE MATTER (CopsKnow=Yes)]
 HowCont1 (L) Can I just check, did you or anyone else in your household have any FACE-TO-FACE contact with the police about this matter?
 [1-2 CAN BE MULTI-CODED]
1. Yes, respondent
 2. Yes, someone else in household
 3. No, no face-to-face contact
 4. Don't know/Can't remember
- WaitPol (L) [ASK IF POLICE CAME TO KNOW ABOUT THE MATTER]
 Did you have to wait at all before the police attended the matter? Or did they deal with it immediately?
1. Had to wait
 2. Dealt with immediately
 3. Police never dealt with this matter
 4. Not applicable/Victim did not want to be involved any further
- ReasWait (L) [ASK IF INFORMANT SAID THEY HAD TO WAIT FOR THE POLICE]
 Did the length of time you had to wait seem reasonable to you or not?
1. A reasonable time
 2. Not a reasonable time
- AmtPInt (L) [ASK IF POLICE CAME TO KNOW ABOUT THE MATTER]
 How much INTEREST did the police show in what you/he/she had to say ...
1. as much as you thought they should
 2. or, less than you thought they should?
- AmtPolEf (L) [ASK IF THE POLICE CAME TO KNOW ABOUT THE MATTER]
 How much EFFORT would you say the police put into dealing with this matter. Was it ...
1. as much as you thought they should
 2. or less than you thought they should?
- InveProg (L) [ASK IF THE POLICE CAME TO KNOW ABOUT THE MATTER]
 How well did they keep you/ (the victim) informed of the progress of their investigation. Was it...
1. ...very well
 2. ...fairly well
 3. ...not very well
 4. ...or not at all well?
 5. (POLICE HAVE NOT INVESTIGATED)

- BetInfor (L)** [ASK IF INFORMANT DID NOT REPLY 'VERY WELL' TO InveProg]
Do you think the police should have kept you/(the victim) better informed?
1. Yes
 2. No
 3. Not necessary - no investigation going on
 4. Not necessary - did not want to be informed
 5. Police had no information
- WhyBet (L)** [ASK IF BetInfor=yes]
What additional information did you want to know from the police?
INTERVIEWER RECORD.
- SatPol (L)** [ASK IF POLICE CAME TO KNOW ABOUT THE MATTER]
Overall, were you/(the victim) satisfied or dissatisfied with the way the police handled this matter?
INTERVIEWER: IF SATISFIED ASK: Very satisfied or just fairly satisfied? IF DISSATISFIED ASK: A bit dissatisfied or very dissatisfied?
1. Very satisfied
 2. Fairly satisfied
 3. A bit dissatisfied
 4. Very dissatisfied
 5. Too early to say
- Crimnum (L)** [ASK IF POLICE CAME TO KNOW ABOUT THE MATTER]
Did the police give you or another member of your household a crime number for this incident?
1. Yes
 2. No
 3. Can't remember
- PolPhone (L)** [ASK IF POLICE CAME TO KNOW ABOUT THE MATTER]
And did they give or send you or someone in the household the phone number of the officer responsible for your case or the number of the 'crime desk'?
1. Yes
 2. No
- PolLeaf (L)** [ASK IF POLICE CAME TO KNOW ABOUT THE MATTER]
And did they give or send you or someone in the household a leaflet called 'Victims of Crime'?
1. Yes
 2. No
- PolLoss (L)** [ASK IF POLICE CAME TO KNOW ABOUT THE MATTER]
Did the police ask you or someone in the household for details of the losses and/or injury your household suffered?
1. Yes
 1. No
 - 2.

- PolFear (L) [ASK IF POLICE CAME TO KNOW ABOUT THE MATTER]
And did the police ask you or someone in the household whether you had any fears about being the victim of further victimisation or crime?
1. Yes
 2. No
- FindOff (L) [ASK IF POLICE CAME TO KNOW ABOUT THE MATTER]
Did the police find out or know who did it?
1. Yes
 2. No
 3. Not yet
 4. Don't know
- PolInfo (L) [ASK IF FindOff = Yes]
Were you or someone in the household asked by the police if you/they wanted to be kept informed about the progress of the case?
1. Yes
 2. No
 3. Not yet
- WantInf (L) [ASK IF PolInfo = Yes]
Did you or someone in the household say that you did or did not want to be kept informed?
1. Did want to be kept informed
 2. Did not want to be kept informed
- PolCharg (L) [IF FINDOFF=1]
Did the police charge or caution someone for committing this offence?
1. Yes
 2. No
 3. Not yet
- HowChg (L) [ASK IF PolCharg = Yes]
How did you or someone in the household find out the police had charged or cautioned someone?
1. Told by police
 2. Told by Victim Support
 3. Told by Crown Prosecution Service (CPS)
 4. Told by someone else
 - 5.
- OffCourt (L) [POLICE CHARGED SOMEONE]
Did the offender go to court?
1. Yes
 2. No
 3. Not yet

- ToldDate (L) [ASK IF OffCourt = Yes]
Were you or someone in the household told you the date of the trial?
INTERVIEWER: TRIAL INCLUDES ANY OTHER COURT APPEARANCES
1. Yes - told by police
 2. Yes - told by Victim Support
 3. Yes - told by Crown Prosecution Service (CPS)
 4. Yes - told by someone else
 5. No
- ToldTria (L) [ASK IF OffCourt = Yes]
Were you or someone in the household told you could attend the trial?
1. Yes - told by police
 2. Yes - told by Victim Support
 3. Yes - told by Crown Prosecution Service (CPS)
 4. Yes - told by someone else
 5. No
- AttTria (L) [ASK IF OffCourt = Yes]
Did you or someone in the household attend the trial?
1. Yes
 2. No
- WhyNoAtt (L) [ASK IF AttTria = No]
Why was this?
- LikeAtt (L) [ASK IF AttTria = No]
Would you or someone in the household have liked to attend the trial?
1. Yes
 3. No
- ToldRes (L) [ASK IF OffCourt = Yes]
Were you or someone in the household told the outcome of the trial (e.g. whether the offender was found guilty or not guilty)?
1. Yes - told by police
 2. Yes - told by Victim Support
 3. Yes - told by Crown Prosecution Service (CPS)
 4. Yes - told by someone else
 5. No
 6. Not yet
- ToldLike (L) [ASK IF ToldRes = No]
Would you or someone in the household have liked to have been told the outcome of the trial?
1. Yes
 2. No

Intim0- (L) [ASK ALL]
Intim3 Have you or anyone else in your household experienced any harassment or intimidation from the offender(s), or their family or friends since this incident occurred?
 CODE ALL THAT APPLY

1. Yes - from offender
2. Yes - from family/friends of offender
3. Yes - from other
4. No

WhyIntim (L) [ASK IF Intim = RESPONSE) AND NOT(No IN Intim)]
 Why do you think this harassment or intimidation occurred?

1. To deter victim from giving details of offence/offender to police
2. To deter victim from giving evidence in court
3. Offender just malicious/wants to upset/annoy me or the victim
4. Racially motivated
5. Incident was one in a series of similar incidents
6. Other answer

XWhyInti (L) [ASK IF WhyIntim = Other]
 INTERVIEWER: RECORD OTHER ANSWER GIVEN

IntType0- (L) [ASK IF Intim = Yes]
IntType4 What forms did the harassment or intimidation take?
 SET [5] OF

1. Physical attacks
2. Threats
3. Verbal abuse
4. Damage to property
5. Other intimidation

IntRep (L) [ASK IF Intim = Yes]
 Did you report this harassment to the police?

1. Yes
2. No

C.12 Victim Support

VSQ10- (L) [ASK ALL]
VSQ18 Card V4

This card lists some of the types of information, advice or support that people sometimes need after being the victim of a crime. What types of information, advice or support would you say you/(the victim/the household) wanted following the incident?

CODE ALL THAT APPLY

1. None of these/did not want any support
2. Information from the police (e.g. whether the offender had been identified)
3. Information about security/crime prevention
4. Practical help (e.g. with clearing up or making a list of what was stolen)
5. Someone to talk to/moral support
6. Help with insurance/compensation claim (not including making a list of what was stolen)
7. Protection from further victimisation/harassment
8. Help in reporting the incident/dealing with the police
9. Other

XVSQ1 (L) [ASK IF Other IN VSQ1]
INTERVIEWER: RECORD OTHER ANSWER GIVEN

VSQ20- (L) [ASK ALL]
VSQ28 Card V4

And which of these did you/(the victim/the household) actually receive following the incident?

CODE ALL THAT APPLY

1. None of these/did not want any support
2. Information from the police (e.g. whether the offender had been identified)
3. Information about security/crime prevention
4. Practical help (e.g. with clearing up or making a list of what was stolen)
5. Someone to talk to/moral support
6. Help with insurance/compensation claim (not including making a list of what was stolen)
7. Protection from further victimisation/harassment
8. Help in reporting the incident/dealing with the police
9. Other

XVSQ2 (L) [ASK IF Other IN VSQ2]
INTERVIEWER: RECORD OTHER ANSWER GIVEN

KnowVS (SL) [ASK ALL]
[CAPI TO ALSO RECORD ANSWERS OF FOLLOW UP B RESPONDENTS ON FOLLOW UP B KNOWVS VARIABLE]

INTERVIEWER: ONLY ASK THIS QUESTION THE FIRST TIME YOU COME TO IT, FOR SUBSEQUENT VICTIM FORMS RECORD THE PREVIOUS ANSWER WITHOUT ASKING.

Victim Support Schemes are groups of volunteers trained to offer information, help and support to the victims of crime. Had you heard of Victim Support before now?

1. Yes
2. No

- ContVS (L) [ASK IF KnowVS = Yes]
Thinking about the incident we have been discussing, did you/(the victim/the household) have contact with Victim Support?
1. Yes - Respondent/household/victim had contact
 2. No
- LikeCont (L) [ASK IF RESPONDENT HAS NOT HEARD OF VICTIM SUPPORT OR IF THEY DID NOT HAVE ANY CONTACT WITH VICTIM SUPPORT ABOUT THIS INCIDENT]
Would it have been helpful to you/(the victim/the household) to have been contacted by Victim Support?
1. Yes
 2. No
- TypeVS (L) [ASK IF ContVS = Yes]
Thinking about the first contact you (the victim/the household) had with Victim Support. Which of these happened?
SHOW CARD V5
1. Victim Support sent a letter/leaflet
 2. Victim Support came to home/work
 3. Victim Support telephoned home/work
 4. Respondent/household member rang Victim Supportline
 5. Respondent/household member contacted local scheme
 6. Respondent/household member contacted Witness Service
 7. Other
- VSLong (L) [ASK IF Victim Support contacted victim (TypeVS=1,2,3)]
How long after the incident [was reported to the police] did Victim Support contact you?
1. Within 4 days
 2. 5 to 10 days
 3. More than 10 days
- SubVSa0- (L) [ASK IF RESPONDENT DID HAVE CONTACT WITH VICTIM SUPPORT]
SubVSa5 Apart from this initial contact, what other types of contact have you/(has the victim/has the household) had with Victim Support?
CODE ALL THAT APPLY
1. Written
 2. Visits at home
 3. Visits at work
 4. Spoken on telephone
 5. Other face-to-face contact
 6. No other contact

- AdvVS0- (L) [ASK IF RESPONDENT DID HAVE CONTACT WITH VICTIM SUPPORT]
 AdvVS7 CARD V4 AGAIN
 Which of the following types of information, advice or support did Victim Support provide you/(the victim/anyone in the household) with?
 CODE ALL THAT APPLY
1. None of these/did not want any support
 2. Information from the police (e.g. whether the offender had been identified)
 3. Information about security/crime prevention
 4. Practical help (e.g. with clearing up or making a list of what was stolen)
 5. Someone to talk to/moral support
 6. Help with insurance/compensation claim (not including making a list of what was stolen)
 7. Protection from further victimisation/harassment
 8. Help in reporting the incident/dealing with the police
 10. Other
- XAdvVS (L) [ASK IF Other IN AdvVS]
 INTERVIEWER: RECORD OTHER ANSWER GIVEN
- VSHelp (L) [ASK IF RESPONDENT DID HAVE CONTACT WITH VICTIM SUPPORT]
 How helpful was the contact with Victim Support? Was it...
1. ...very helpful
 2. ...fairly helpful
 3. ...not very helpful
 4. ...or not at all helpful?
- ScorCrim (SL) [ASK ALL]
 CARD V6
 I would now like to ask you how serious a crime you personally think this was. On this card is a scale to show the seriousness of different crimes, with the scale going from 0 (zero) for a very minor crime like theft of milk bottles from a doorstep, to 20 for the most serious crime, murder.
 How would you rate this crime on the scale from 0 to 20.
- 0..20

- Makerep (L)** [ASK IF SCORCRIM >=5 AND COPSKNOW IS NO AND YCOPBO00-10 IS 4,5,6,7,11,12]
 Earlier you said that the police did not come to know about this matter. Was there anything which would have encouraged you to report the matter to the police?
 OPEN QUESTION
- SentOff (L)** [ASK FUB SAMPLE ONLY]
 CARD V7
 On this card are the actions the police can take and the various sentences which a Court can give to people. Which of these do you think should have happened to the person / people who did it?
 CODE ONE ONLY
1. Nothing/not a matter for the police
 2. An informal warning from the police
 3. A formal caution from the police
 4. Go to court but only get a warning
 5. Have to pay compensation
 6. A suspended prison sentence
 7. Have to do community service
 8. Be put on probation
 9. Have to pay a fine under £50
 10. Have to pay a fine of £50 or more
 11. Prison or similar for under a year
 12. Prison or similar for 1 to 3 years
 13. Prison or similar for over 3 years
 14. Curfew/electronic tagging
 15. Apologise to the victim
 16. It depends
 17. Other
- VictStat (L)** [ASK IF THE POLICE CAME TO KNOW ABOUT THE MATTER]
 In some countries victims of crime are asked if they would like to make a formal statement to the police about how the crime affected them – financially, physically or emotionally. This is sometimes called a Victim Impact statement. If the police had asked you to make a victim statement about the affect this incident had on you or your household would you have done so?
1. Yes
 2. No
- Crime (SL)** [ASK ALL]
 Did you think that what happened was...
1. ... a crime,
 2. ... wrong, but not a crime,
 3. ... or just something that happens?
 - 4.
- CHKDESCR** Is there anything that you would like to add to this?
 INTERVIEWER, TYPE AS OPEN CODE

Index

AdvVS0	39	HowKnow1	16
AgeOff1	15	HowKnow2	17
AgeOff2	16	HowWind0	13
AirPort	10	HTryCar	25
AmtPInt	32		
AmtPolEf	32	Injury1	27
AtHome	14	InsAmou	23
AttTria	35	InsideFP	12
Aware	26	InsurCov	23
		InsurPay	23
Belong0	18	Intim0	36
BelongA0	24	IntRep	36
BelongD0	22	IntType0	36
BetInfor	33	InVeh	25
BusStop	9	InveProg	32, 33
CHKDESCR	40	KnewOff	17
ClaimIns	23	KnewOff1	15, 16
College	10	KnowVS	37, 38
ComOth	10		
Compens	24	LikeAtt	35
ComPrem	10	LikeCont	38
ContVS	38		
CopsKnow	30, 31, 32	MakeRep	40
Crime	33, 40	Mosque	10
CrimeNo	1	MthIncid	3, 4
Crimnum	33	MthRecIn	2, 3
CrimType	1		
		NAprJun	2
DateSer0	2	Ndayhrs	24
DefaProp	21, 22, 23	NJanMar	2
DefaWha0	22	NJanPres	2
DeliFire	22	NJulSep	2
DescrIn2	4	NOctDec	2
DescrInc	4	NTimeDay	24
DescrOff	14	NTimeHrs	24
Disco	8	NTimeOff	24
DispVict	1	NumOff	14, 15, 16, 17
DocAttn	29		
DocAttnF	28	OffCourt	34, 35
DrinkIn1	15	OffInHom	11, 12
DrinkInf	17	OffInvit	12, 13
DrugInf	17	OffRel00	18
DrugInf1	15	OffRel1	16
		OffSex	16
ElseWher	11	OffSex1	15
EmotReac	29	OffVeh	25
EntDoor	13	OthEntry	14
		OthValVh	20
FindOff	34	OutHome	7
FInsCar	19, 20	OwnHome	7, 11
FOffCar	20		
ForceWh0	27	PolCharg	34
FrontBac	13, 14	PolFear	34
		PolInfo	34
HoldStol	20	PolLeaf	33
HomGarag	11	PolLoss	33
HowAff1	30	PolPhone	33
HowBrCa0	20	PubBar	8
HowChg	34	PubEnt	9
HowCont0	32		
HowCopK	31	QtrIncid	3
HowCtold	31	QtrRecIn	3
HowDoor0	13		

BCS 2000 Victim Form

RaceMot.....	6	VSQ10.....	37
RaceOff1.....	15	VSQ20.....	37
RaceOff2.....	17		
RacePoss.....	6	WaitPol.....	32
RailStat.....	9	WantInf.....	34
ReasWait.....	32	Weapon.....	26
RelFri.....	11	WellKnow.....	18
		WhatDo.....	14
SatPol.....	33	WhatFo00.....	27
ScorCrim.....	39	WhatSt0.....	19
Security.....	12	WhatWea0.....	26
SeenOff.....	17	WhEmot10.....	30
SeenOff1.....	15, 16	WhenVict.....	6
SentOff.....	40	WherHapp.....	6
SportCl.....	8	WherVict.....	7, 8, 9, 10, 11, 12, 14
SportGr.....	8	WhInju00.....	27
StollItem.....	18, 19, 23	WhoAwa00.....	26
StyHosp1.....	29	WhoDoc00.....	29
SubVSa0.....	38	WhoHar00.....	28
SupMkt.....	10	WhThre00.....	28
		WhThre05.....	28
ThreaVio.....	28, 29	WhThre10.....	29
ThroWind.....	13	WhThre15.....	29
TimeOff.....	23, 24	WhTryS0.....	25
TimeVict.....	7	WhyBet.....	33
ToldDate.....	35	Whyhapp.....	6
ToldLike.....	35	WhyIntim.....	36
ToldRes.....	35	WhyNoAtt.....	35
ToldTria.....	35	WhyRep00.....	31
TotDamag.....	22	WhySkip.....	1
TotDamS.....	23		
TotValue.....	20	XAdvVS.....	39
Transp.....	9, 10	XDefaWha.....	22
TryFPIns.....	12, 13	XEarnLos.....	23
TryInsid.....	12	XElseWh.....	11
TryStOth.....	24, 25, 26	XHowBrC.....	20
TryStPer.....	26	Xhowctold.....	31
TubeStat.....	9	XHowDoor.....	13
TypeSec0.....	12	XHowWind.....	13
TypeVS.....	38	XHTryCar.....	25
		XInJury.....	28
UseForce.....	27, 28, 29	XOffRel.....	18
		XOffRel1.....	16
V71.....	4	XOthEnt.....	14
V710.....	5, 27, 28, 29	XTypeSec.....	13
V711.....	5	XVehPart.....	19
V712.....	5	XVSQ1.....	37
V72000.....	4	XVSQ2.....	37
V75.....	5, 24, 25, 26	XWhatDo.....	14
V77.....	5, 21, 22, 23	XWhatSto.....	19
V78.....	5, 14, 26	XWhEmot1.....	30
ValOth.....	21	XWhtFor1.....	27
ValPrRec.....	21	XWhTrySt.....	25
ValVeh.....	20	XWhtWeap.....	26
VehDam.....	21	XWhyInti.....	36
VehFound.....	20, 21	Xwhyrep.....	31
VehPar0.....	19	XWThrea1.....	28
VictArea.....	5, 6	XWThrea2.....	28
VictStat.....	40	XWThrea3.....	29
VicWork.....	8	XWThrea4.....	29
VIntro.....	1	XYCopNot.....	30
VPropRec.....	21	YCopNo00.....	30
VSHelp.....	39	YRaceMo0.....	6
VSLong.....	38	YrIncid.....	4

FOLLOW UP A

	Page
D.1 Whether respondent knows any police officers	1
D.2 Respondent contact with police	2
D.3 Respondent in vehicle stopped by police	4
D.4 Respondent on foot stopped by police	7
D.5 Police contact with respondent	9
D.6 Attitudes to the police	11
D.7 Worries about crime	20

THESE QUESTIONS ARE ANSWERED BY 87.5% OF THE ETHNIC MINORITY BOOST SAMPLE (3,500), AND A RANDOM HALF OF THE CORE SAMPLE (10,000)

D.1 Whether respondent knows any police officers

PCName [ASK ALL]

Now I'd like to ask you some questions about the police. Do you know any police officers well enough to talk to, or by name?

1. Yes
2. No

PCWho0- [ASK IF YES TO PCName]

PCWho7 Who are they?

SET [8] OF

1. Respondent in police
2. Husband, wife or other household member in police
3. Other relative in police
4. Close friend in police
5. Neighbours/acquaintances
6. Local Officers seen on duty
7. Officers seen through work
8. Other

[QUESTIONS ON THE POLICE ARE NOT ASKED OF INFORMANTS WHERE THEY OR A MEMBER OF THEIR HOUSEHOLD ARE IN THE POLICE] GO TO fear of crime section.

D.2 Respondent contact with police

AnyContP [ASK IF PcWho NE Respondent or husband/wife/other household member in police]

CARD A1

Now I am going to ask you about contacts you may have had with the police. In the last 13-14 months or so, that is since the first of January 1999, have YOU YOURSELF contacted the police either by telephone, or in the street, or by calling at a police station, for any of the reasons shown on this card? Please include anything you have already talked about.

1. Yes
2. No
- 3.

WhatCo00-
WhatCo16 [ASK IF AnyContP = Yes]
CARD A1
For what reasons on this card have you yourself contacted the police?
SET [17] OF

1. To report a crime of which you or someone in your household was the victim
2. To report a crime of which someone else, NOT IN YOUR HOUSEHOLD, was the victim
3. Because you were told or asked to do so (eg to show documents, give a statement)
4. To report a traffic accident or medical emergency
5. To report a burglar alarm ringing
6. To report a car alarm going off
7. To report any other suspicious circumstances or persons
8. To report any type of disturbance, noise or nuisance (apart from alarms going off)
9. To report a missing person
10. To report that you had lost something (including animals)
11. To report that you had found something (including animals)
12. To tell them that your home was going to be empty
13. To report any other type of problem or difficulty
14. To ask for directions or the time
15. To ask for any other sort of advice or information
16. To give them any other sort of information
17. Just for a social chat

[ASK ONLY IF SOME TYPE OF CONTACT OTHER THAN TOLD TO, TO ASK FOR DIRECTIONS OR FOR SOCIAL CHAT. IF ONE TYPE OF CONTACT AND OTHER THAN TOLD TO, TO ASK FOR DIRECTIONS OR FOR SOCIAL CHAT RECORD. IF ONLY HAD CONTACT BECAUSE TOLD TO, TO ASK FOR DIRECTIONS OR FOR SOCIAL CHAT GO TO PstopCar]

RecCont (Apart from being told to contact the police, ask for directions, or having a social chat) Which of these contacts with the police was the most recent?

1. To report a crime of which you or someone in your household was the victim
2. To report a crime of which someone else, NOT IN YOUR HOUSEHOLD, was the victim
3. To report a traffic accident or medical emergency
4. To report a burglar alarm ringing
5. To report a car alarm going off
6. To report any other suspicious circumstances or persons
7. To report any type of disturbance, noise or nuisance (apart from alarms going off)
8. To report a missing person
9. To report that you had lost something (including animals)
10. To report that you had found something (including animals)
11. To tell them that your home was going to be empty
12. To report any other type of problem or difficulty
13. To ask for any other sort of advice or information
14. To give them any other sort of information
15. None of these

[IF NONE OF THESE GO TO PstopCar]

- ToldCrim [ASK if RecCont =1 or 2]
Have you already told me about this incident?
1. Yes
 2. No
- VFCrim ON WHICH VICTIM FORM WAS THE INCIDENT RECORDED
GO TO PSTOPCAR
If toldcrim=1.
- CopWait [ASK ALL WHO HAVE CONTACTED THE POLICE RECENTLY – OTHER THAN BEING TOLD TO, DIRECTIONS OR SOCIAL CHAT AND NOT ON A VICTIM FORM]
(Thinking about this most recent incident) Can you tell me about the way they responded. Did you have to wait at all before the police attended to the matter? Or did they deal with it immediately?
1. Had to wait
 2. Dealt with immediately
 3. Police never dealt with this matter
 4. Not applicable/Victim did not want to be involved any further
- Copwait2 [ASK IF INFORMANT SAID THEY HAD TO WAIT FOR THE POLICE]
Did the length of time you had to wait seem reasonable to you or not?
1. A reasonable time
 2. Not a reasonable time
- Polinter [ASK IF ANSWERED copwait]
How much INTEREST did the police show in what you had to say
1. as much as you thought they should
 2. or, less than you thought they should?
- CopEff [ASK IF ANSWERED copwait]
How much EFFORT would you say the police put into dealing with this matter.
Was it ...
1. as much as you thought they should
 2. or less than you thought they should?
- Copinfo [ASK IF ANSWERED copwait]
How well did they keep you informed about what was happening...
1. ...very well
 2. ...fairly well
 3. ...not very well
 4. ...or not at all well

- Moreinfo** [ASK IF Copinfo ne 1]
Do you think the police should have kept you/(the victim) better informed?
1. Yes
 2. No
 3. Not necessary - no investigation going on
 4. Not necessary - did not want to be informed
 5. Police had no information
- CopSat** [ASK IF ANSWERED copwait]
Overall, were you satisfied or dissatisfied with the way the police handled this matter?
INTERVIEWER: IF SATISFIED ASK: Very satisfied or just fairly satisfied? IF DISSATISFIED ASK: A bit dissatisfied or very dissatisfied?
1. Very satisfied
 2. Fairly satisfied
 3. A bit dissatisfied
 4. Very dissatisfied
- D.3 Respondent in vehicle stopped by police**
- [THESE QUESTIONS ARE NOT ASKED OF INFORMANTS WHERE THEY OR A MEMBER OF THEIR HOUSEHOLD ARE IN THE POLICE]
- PStopCar** [ASK ALL]
Have you EVER been in a car or on a motorcycle which was approached or stopped by police officers?
1. Yes
 2. No
- CarStpYr** [ASK IF PStopCar = Yes]
Has this happened at all since the first of January 1999?
1. Yes
 3. No
- NCarStp** [ASK IF CarStpYr = Yes]
How many times have you been stopped since the first of January 1999?
CODE 97 IF TOO MANY TO COUNT
1..97
- Copreas1** [ASK IF CARSTPYR=YES]
(Thinking just about the last occasion when this happened) Did the officer give a reason for stopping you?
1. Yes
 2. No

- Stoprea1 [ASK IF YES TO COPReas1]
What was the reason?
1. Speeding
 2. Some other driver related behaviour
 3. Some vehicle defect
 4. Parking offence
 5. Other motoring/traffic offence
 6. To check car ownership
 7. Routine check (checking tax disc, brake lights, tyres etc)
 8. Some other (non motoring non vehicle) offence
 9. Some matter other than offence
- XstpReas [ASK IF OTHER IN StopReas]
Other
- GoodRea1 [ASK IF YES TO COPReas1]
Would you say that was a good enough reason?
1. Yes
 2. No
- SearcVeh [ASK IF CarStpYr = Yes]
Can I just check, did they search the vehicle or anyone in it the last time this happened?
1. Yes
 2. No
- CopOffR1 [ASK IF SearcVeh = Yes]
Did the officer fill out an official form about the search?
1. Yes
 2. No
- CopAct00-
CopAct13 [ASK IF CARSTPYR=YES]
Which of these did the officer do?
CODE ALL THAT APPLY SHOW CARD A2
1. Gave an on the spot warning about offence committed
 2. Said they would issue a summons
 3. Said they might issue a summons
 4. Made an arrest
 5. Carried out a breath test
 6. Issued a Fixed Penalty Notice for an offence (£20 or £30 or £40)
 7. Told to take documents to the police station
 8. Gave a warning about a vehicle fault
 9. Issued a Vehicle Defect Rectification Notice
 10. Gave some advice about vehicle maintenance
 11. Gave some advice about driving
 12. Gave a copy of form stating reasons for search
 13. Just asked questions
 14. Something else
- XcopAct1 [ASK IF SOMETHING ELSE IN CopAct00-13]
RECORD OTHER ANSWER

- AboutMot [ASK IF GIVEN A WARNING, SAID THEY WOULD OR MIGHT SUMMONS, MADE AN ARREST OR CARRIED OUT A BREATH TEST]
Can I just check, was this about a motoring offence?
1. Yes
 2. No
- Prosec1 [ASK IF CARSTPYR=YES]
[ASK ALL WHO HAD BEEN STOPPED SINCE JAN 99]
Can I just check, were you or was anyone with you, actually prosecuted?
1. Yes – respondent prosecuted
 2. Someone else prosecuted
 3. No
- CopInt1 [ASK IF CARSTPYR=YES]
How much INTEREST did the police show in what you had to say? Was it...
1. as much as you thought they should
 2. or less than you thought they should?
- CopPoli1 [ASK IF CARSTPYR=YES]
How polite were they in dealing with you? Were they ...
1. very polite
 2. fairly polite
 3. fairly impolite
 4. or very impolite ?
- CopFair1 [ASK IF CARSTPYR=YES]
How fairly would you say the police treated you on this occasion? Was it..
1. very fairly
 2. quite fairly
 3. quite unfairly
 4. or very unfairly?
- CopSat1 [ASK IF CARSTPYR=YES]
Overall, were you satisfied or dissatisfied with the way the police handled the matter?
[INTERVIEW PROMPT IF SATISFIED Was that very satisfied or just fairly satisfied? IF DISSATISFIED – Was that a bit dissatisfied or very dissatisfied?
1. ..Very satisfied
 2. ..Fairly satisfied
 3. ..A bit dissatisfied
 4. Or very dissatisfied

D.4 Respondent on foot stopped by police

[THESE QUESTIONS ARE NOT ASKED OF THOSE INFORMANTS WHERE THEY OR A MEMBER OF THEIR HOUSEHOLD ARE IN THE POLICE]

- PstopFt [ASK ALL]
Have you EVER been stopped and asked questions by the police when you were on foot?
1. Yes
 2. No
- YrFtStop [ASK IF PStopFt = Yes]
Has this happened at all since the first of January 1999?
1. Yes
 2. No
- NStopFt [ASK IF YrFtStop = Yes]
How many times has this happened?
CODE 97 IF TOO MANY TO COUNT
- 1..97
- Copreas2 [ASK IF YRFTSTOP=YES]
(Thinking just about the last occasion when this happened) Did the officer give a reason for stopping you?
1. Yes
 2. No
- ReasStp2 [ASK IF COPREAS2=YES]
Was this because they thought an offence has been committed, or for some other reason?
1. Because thought an offence had been committed
 2. For some other reason
- GoodRea2 [ASK IF YES TO COPREAS2]
Would you say that was a good enough reason?
1. Yes
 2. No
- Searc [ASK IF YrFtStop = Yes]
(The last occasion when this happened) Did the officer search you or anyone with you, or look into any bags or cases?
1. Yes
 2. No
 - 3.

- WhoSear0-
WhoSear3 [ASK IF Search = Yes]
Did they search... READ OUT
SET [4] OF
1. ...you (THE RESPONDENT)
 2. ...someone else
 3. ...your (RESPONDENT'S) bags or cases
 4. ...or someone else's bags or cases?
- SchForm [ASK IF Search = Yes]
Did the officer fill out an official form about the search?
1. Yes
 2. No
- CopReas3 [ASK IF Search = Yes]
Did the officer give a reason for the search?
1. Yes
 2. No
- Goodrea3 [IF YES TO Coprea3]
Would you say it was a good enough reason?
1. Yes
 2. No
- CopAct14-
CopAct21 [ASK IF YRFTSTOP=YES]
Which of these did the officer do?
CODE ALL THAT APPLY
SHOWCARD
1. Gave an on the spot warning about offence committed
 2. Told they would issue a summons
 3. Told they might issue a summons
 4. Arrested
 5. Took name and address
 6. Gave a copy of form stating reasons for search
 7. Just asked questions
 8. Something else
 9. None of these
- XcopAct2 [ASK IF SOMETHING ELSE IN CopAct14-21]
RECORD OTHER ANSWER
- Prosec2 [ASK IF GIVEN A WARNING, SAID THEY WOULD/MIGHT SUMMONS
OR ARRESTED]
Can I just check, were you or was anyone with you, actually prosecuted?
1. Yes – respondent prosecuted
 2. Someone else prosecuted
 3. No

- CopInt2 [ASK IF YRFTSTOP=YES]
How much INTEREST did the police show in what you had to say? Was it...
1. as much as you thought they should
 2. or less than you thought they should?
- CopPoli2 [ASK IF YRFTSTOP=YES]
How polite were they in dealing with you? Were they ...
1. very polite
 2. fairly polite
 3. fairly impolite
 4. or very impolite?
- CopFair2 [ASK IF YRFTSTOP=YES]
How fairly would you say the police treated you on this occasion? Was it..
1. very fairly
 2. quite fairly
 3. quite unfairly
 4. or very unfairly
- CopSat2 [ASK IF YRFTSTOP=YES]
Overall, were you satisfied or dissatisfied with the way the police handled this matter?
[INTERVIEW PROMPT IF SATISFIED Was that very satisfied or just fairly satisfied? IF DISSATISFIED – Was that a bit dissatisfied or very dissatisfied?]
1. ..Very satisfied
 2. ..Fairly satisfied
 3. ..A bit dissatisfied
 4. Or very dissatisfied
 - 5.
- D.5 Police contact with respondent**
- [THESE QUESTIONS ARE NOT ASKED OF THOSE INFORMANTS WHERE THEY OR A MEMBER OF THEIR HOUSEHOLD ARE IN THE POLICE]
- PolCont [ASK ALL]
CARD A4
This card shows some of the reasons why the police may contact people, whether at home or anywhere else APART FROM anything else you have already told me about, have the police contacted you at all in the last 13-14 months or so, that is since the first of January 1999, for any of these reasons?
1. Yes
 2. No

- WhyPolC0-
WhyPolC8 [ASK IF PolCont = Yes]
CARD A4
For what reasons on this card have the police contacted you?
SET [9] OF
1. To return missing property or animal
 2. To deal with ringing burglar alarm
 3. Investigate other noise or disturbance
 4. Asking for information in connection with a crime that had been committed
 5. Investigate an accident or traffic offence in which you were involved
 6. To search your house
 7. To make an arrest
 8. To ask you to move on
 9. Other reason
- MostRex [ASK OR RECORD IF INFORMANT HAS SAID THEY HAVE BEEN CONTACTED BY THE POLICE OTHER THAN TO RETURN MISSING PROPERTY/ANIMAL OR TO DEAL WITH A RINGING BURGLAR ALARM]
(Apart from the police contacting you to return missing property or an animal or to deal with a ringing burglar alarm). Which of these contacts with the police was most recent?
1. Investigate other noise or disturbance
 2. Asking for information in connection with a crime that had been committed
 3. Investigate an accident or traffic offence in which you were involved
 4. To search your house
 5. To make an arrest
 6. To ask you to move on
 7. Other reason
- Polint3 Now I want to ask you a few questions about this most recent contact. Thinking just about this most recent contact. How much INTEREST did the police show in what you had to say was it.
1. as much as you thought they should
 2. or, less than you thought they should?
- Coppoli3 How polite were they in dealing with you were they?
1. very polite
 2. fairly polite
 3. fairly impolite
 4. or very impolite?
- CopFair3 How fairly would you say the police treated you on this occasion was it...
1. very fairly
 2. quite fairly
 3. quite unfairly
 4. or very unfairly
 5. Not applicable

- CopSat3 Overall, were you satisfied or dissatisfied with the way the police handled this matter?
 INTERVIEWER: IF SATISFIED ASK: Very satisfied or just fairly satisfied? IF DISSATISFIED ASK: A bit dissatisfied or very dissatisfied?
1. Very satisfied
 2. Fairly satisfied
 3. A bit dissatisfied
 4. Very dissatisfied

D.6 Attitudes to the police

[THESE QUESTIONS ARE NOT ASKED OF THOSE INFORMANTS WHERE THEY OR A MEMBER OF THEIR HOUSEHOLD ARE IN THE POLICE]

- RatPolic I would now like to talk about how the police perform their job.
 Taking everything into account, would you say the police in this area do a good job or a poor job?
 INTERVIEWER PROMPT IF GOOD : very good or fairly good?
 PROMPT IF POOR : very poor or fairly poor?
1. Very good
 2. Fairly good
 3. Fairly poor
 4. Very poor

- CopBehav Have you ever been really annoyed about the way a police officer behaved towards you or someone you know, OR about the way the police handled a matter in which you were involved?
1. Yes - towards respondent
 2. Yes - towards someone else
 3. Yes - towards both respondent and someone else
 4. No

- CopBeh5Y [ASK IF CopBehav =1 to 3]
 Has this happened at all in the last five years?

1. Yes
2. No

- NCopBeh5 [ASK IF CopBeh5Y = Yes]
 How many times has it happened in the last five years?
 IF TOO MANY TIMES TO COUNT THEN RECORD AS 97

1..97

ReasBe01-

Reasbe11

[ASK IF CopBeh5Y = Yes]

Last time you were really annoyed, what was the reason?

SET [11] OF

1. Slow to arrive/did not come when sent for
2. Used undue FORCE OR VIOLENCE, or ASSAULTED someone
3. Behaved ILLEGALLY/broke the rules
4. Behaved UNREASONABLY or unfairly
5. Offenders NOT CAUGHT/property NOT RECOVERED
6. Did nothing/DIDN'T DO ENOUGH
7. DID WRONG THING/were incompetent
8. DID NOT keep person INFORMED/DID NOT COME BACK
9. RACIST language or behaviour
10. Manner UNFRIENDLY/rude/arrogant/over-casual etc.
11. Other reason

XReasBeh

[ASK IF Other IN ReasBeh]

INTERVIEWER: RECORD OTHER ANSWER GIVEN

OffCompl

[ASK IF CopBeh5Y = Yes]

Did you feel like making an official complaint to someone about the way the police behaved on this occasion?

1. Yes
2. No

ActCompl

[ASK IF OffCompl = Yes]

Did you actually make, or try to make an official complaint?

1. Yes - made a complaint
2. Tried but failed to make a complaint
3. No

SatisCom

[ASK IF RESPONDENT TRIED OR DID MAKE A COMPLAINT]

Overall, were you satisfied or dissatisfied with the way the police dealt with your complaint?

INTERVIEWER: PROMPT IF SATISFIED: Was that very satisfied or just fairly satisfied?

PROMPT IF DISSATISFIED: Was that a bit dissatisfied or very dissatisfied?

1. Very satisfied
2. Fairly satisfied
3. A bit dissatisfied
4. Very dissatisfied

- WhyNoCom [ASK IF RESPONDENT TRIED BUT FAILED TO MAKE A COMPLAINT OR DID NOT MAKE ONE]
 Why did you not (manage to) make a complaint?
 INTERVIEWER CODE MAIN REASON.
1. Did not know who to complain to
 2. Could not understand complaints procedure
 3. Worried about police response
 4. Unsure of consequences of making a complaint/did not know what would happen
 5. Too long after the incident/left it too late
 6. I was not the appropriate person to make the complaint/none of my business
 7. Could see no benefit to making a complaint/no point

AIM 5 QUESTIONS – REU

4,000 CORE PLUS 3,500 BOOST TO BE ASKED FIRST QUESTIONS ON PREJUDICE. THESE WILL BE RANDOMLY SPLIT BETWEEN THE SERVICE QUESTIONS AND THE EMPLOYEE QUESTIONS.

NB At the start of fieldwork alternative questions were asked with variable names pub1poli – wk1educ, with a ‘fairly/unfairly’ response scale

I would now like to ask some questions about subjects other than crime. First, a few questions about your views about racial prejudice in Britain.

- RPrejnow Do you think there is generally more racial prejudice in Britain now than 5 years ago, less, or about the same amount?
- (1) More now
 - (2) Less now
 - (3) About the same
 - (4) Don't know

- RPrejfut Do you think there will be more racial prejudice in Britain in 5 years time compared with now, less or about the same?
- (1) More in 5 years
 - (2) Less in 5 years
 - (3) About the same
 - (4) Don't know

**RANDOM HALF OF THE RESPONDENTS
 2,000 CORE AND 1,750 ETHNIC BOOST**

- PubInt We are interested in your views about whether certain organisations treat people of all races equally or treat people of different races differently.

I am going to read out a list of organisations. For each one in turn, please imagine yourself as a member of the public using the services provided by that organisation.

- Pub2poli CARD A9
 How do you think **you** would be treated as a member of the public by....
 ...the police?
 1. Better than others
 2. The same as others
 3. Worse than others
 4. Don't know
- Pub2fire CARD A9
 (How do you think **you** would be treated as a member of the public by....)
 ...the Fire Service?
 1. Better than others
 2. The same as others
 3. Worse than others
 4. Don't know
- Pub2prob CARD A9
 (How do you think **you** would be treated as a member of the public by....)
 ...the Probation Service?
 1. Better than others
 2. The same as others
 3. Worse than others
 4. Don't know
- Pub2immi CARD A9
 (How do you think **you** would be treated as a member of the public by....)
 ...the immigration service?
 1. Better than others
 2. The same as others
 3. Worse than others
 4. Don't know
- Pub2pris CARD A9
 (How do you think **you** would be treated as a member of the public by....)
 ...the Prison service?
 1. Better than others
 2. The same as others
 3. Worse than others
 4. Don't know

Pub2ho CARD A9
(How do you think **you** would be treated as a member of the public by....)

...central government departments?

1. Better than others
2. The same as others
3. Worse than others
4. Don't know

Pub2civi CARD A9
(How do you think **you** would be treated as a member of the public by....)

...the Home Office?

1. Better than others
2. The same as others
3. Worse than others
4. Don't know

Pub2cour CARD A9
(How do you think **you** would be treated as a member of the public by....)

...the Courts (Magistrates and Crown Courts)?

1. Better than others
2. The same as others
3. Worse than others
4. Don't know

Pub2publ CARD A9
(How do you think **you** would be treated as a member of the public by....)

...local councils?

1. Better than others
2. The same as others
3. Worse than others
4. Don't know
- 5.

Pub2priv CARD A9
(How do you think **you** would be treated as a member of the public by....)

...large businesses?

1. Better than others
2. The same as others
3. Worse than others
4. Don't know

Pub2coho CARD A9
 (How do you think **you** would be treated as a member of the public by....)

...Council Housing Departments or Housing associations?

1. Better than others
2. The same as others
3. Worse than others
4. Don't know

Pub2land CARD A9
 (How do you think **you** would be treated as a member of the public by....)

...private landlords or letting agencies?

1. Better than others
2. The same as others
3. Worse than others
4. Don't know

Pub2GP CARD A9
 (How do you think **you** would be treated as a member of the public by....)

...a local GP?

1. Better than others
2. The same as others
3. Worse than others
4. Don't know
- 5.

Pub2hos CARD A9
 (How do you think **you** would be treated as a member of the public by....)

...a local hospital?

1. Better than others
2. The same as others
3. Worse than others
4. Don't know

Pub2educ CARD A9
 (How do you think **you** would be treated as a member of the public by....)

...a local school?

1. Better than others
2. The same as others
3. Worse than others
4. Don't know

- WkInt** **RANDOM HALF OF THE RESPONDENTS
2,000 CORE AND 1, 750 ETHNIC BOOST**
- We are interested in your views about whether certain organisations treat people of all races equally or treat people of different races differently.
- I am going to read out a list of organisations. For each one in turn, please imagine yourself as a member of its workforce.
- Wk2polic** **CARD A10**
How do you think **you** would be treated by other staff if you were working for....
- ...the police?
1. Better than others working there
 2. The same as others working there
 3. Worse than others working there
 4. Don't know
- Wk2fire** **CARD A10**
(How do you think **you** would be treated by other staff if you were working for....)
- ...the Fire Service?
1. Better than others working there
 2. The same as others working there
 3. Worse than others working there
 4. Don't know
- Wk2prob** **CARD A10**
(How do you think **you** would be treated by other staff if you were working for....)
- ...the Probation Service?
1. Better than others working there
 2. The same as others working there
 3. Worse than others working there
 4. Don't know
- Wk2immi** **CARD A10**
(How do you think **you** would be treated by other staff if you were working for....)
- ...the immigration service?
1. Better than others working there
 2. The same as others working there
 3. Worse than others working there
 4. Don't know

Wk2pris CARD A10
 (How do you think **you** would be treated by other staff if you were working for....)

...the Prison service?

1. Better than others working there
2. The same as others working there
3. Worse than others working there
4. Don't know
- 5.

Wk2ho CARD A10
 (How do you think **you** would be treated by other staff if you were working for....)

...a central government department?

1. Better than others working there
2. The same as others working there
3. Worse than others working there
4. Don't know

Wk2civil CARD A10
 (How do you think **you** would be treated by other staff if you were working for....)

...the Home Office?

1. Better than others working there
2. The same as others working there
3. Worse than others working there
4. Don't know

Wk2cour CARD A10
 (How do you think **you** would be treated by other staff if you were working for....)

...the Courts (Magistrates and Crown Courts)?

1. Better than others working there
2. The same as others working there
3. Worse than others working there
4. Don't know

Wk2publi CARD A10
 (How do you think **you** would be treated by other staff if you were working for....)

...a local council?

1. Better than others working there
2. The same as others working there
3. Worse than others working there
4. Don't know

Wk2priv CARD A10
(How do you think **you** would be treated by other staff if you were working for....)

...a large business?

1. Better than others working there
2. The same as others working there
3. Worse than others working there
4. Don't know

Wk2coho CARD A10
(How do you think **you** would be treated by other staff if you were working for....)

...a Council Housing Department or Housing association?

1. Better than others working there
2. The same as others working there
3. Worse than others working there
4. Don't know

Wk2land CARD A10
(How do you think **you** would be treated by other staff if you were working for....)

...a private landlord or letting agency?

1. Better than others working there
2. The same as others working there
3. Worse than others working there
4. Don't know

Wk2GP CARD A10
(How do you think **you** would be treated by other staff if you were working for....)

...a local GP?

1. Better than others working there
2. The same as others working there
3. Worse than others working there
4. Don't know
- 5.

Wk2hos CARD A10
(How do you think **you** would be treated by other staff if you were working for....)

...a local hospital?

1. Better than others working there
2. The same as others working there
3. Worse than others working there

4. Don't know

- Wk2educ CARD A10
(How do you think **you** would be treated by other staff if you were working for....)
- ...a local school?
1. Better than others working there
 2. The same as others working there
 3. Worse than others working there
 4. Don't know
- D.7 Worries about crime**
- DangAtt [ASK ALL]
Now turning to concerns about *crime*. Since the first of January 1999, was there an occasion when you actually felt there was a danger of you being physically attacked by a stranger?
1. Yes
 2. No
- WomVict [ONLY ASK IF THE RESPONDENT IS MALE AND THERE ARE ADULT WOMEN IN HOUSEHOLD]
CARD A5
How worried are you about an adult woman in the household being physically assaulted or mugged by a stranger?
1. Very worried
 2. Fairly worried
 3. Not very worried
 4. Not at all worried
 5. (Not applicable)
 - 6.
- ManVict [ONLY ASK IF THE RESPONDENT IS FEMALE AND THERE ARE ADULT MAN IN HOUSEHOLD]
CARD A5
How worried are you about an adult man in the household being physically assaulted or mugged by a stranger?
1. Very worried
 2. Fairly worried
 3. Not very worried
 4. Not at all worried
 5. (Not applicable)
- Wcardst How worried are you aboutsomeone using your credit card or bank card, or using your card details, such as your PIN number, to buy things or withdraw cash without your permission? CARD A6.
1. Very worried
 2. Fairly worried
 3. Not very worried
 4. Not at all worried

5. (Not applicable – don't use credit cards or bank cards)

Cardvic As far as you know, including anything we have already talked about, since the first of January 1999 has anyone used your credit card or Bank card, or your card details, such as your PIN, to buy things or withdraw cash without your permission?

1. Yes
2. No

EXPERIENCE OF ANTI-SOCIAL BEHAVIOUR

BothIns [ASK ALL]
(Including anything, you have already talked about,) since the first of January 1999, have you been insulted, pestered or intimidated in any way by anybody who is not a member of your household?

1. Yes
2. No

Nboths [ASK IF BothIns = Yes]
How many times since the first of January 1999 has this happened?

1. Once
2. Twice
3. Three or more times

Numboth [ASK IF BothIns=Yes]
(The last time this happened), how many people insulted, pestered or intimidated you?

1. One
2. Two
3. Three or more

Bothrel [ASK IF BothIns=Yes and numboth=1]
(the last time this happened) how well did you know the person who insulted, pestered or intimidated you? Was he/she ...

1. Someone you knew well
2. Someone you knew just to speak to casually
3. Someone you knew just by sight
4. Or was he/she a stranger

Bothrel2 [ASK IF BothIns=Yes and numboth>1]
(The last time this happened) how well did you know the people who insulted, pestered or intimidated you?

1. Someone you knew well
2. Someone you knew just to speak to casually
3. Someone you knew by sight
4. or was he/she a stranger?

- WhyBot00- [ASK IF Bothins= yes]
 WhyBot11 (The last time this happened), why do you think it happened?
 CODE ALL THAT APPLY.
1. To frighten me
 2. To embarrass/humiliate/annoy me
 3. To get money from me
 4. Due to offender's drunkenness
 5. Due to offender's sexual perversion/sexist attitudes
 6. Due to offender's racist attitudes
 7. Due to offender's homophobic/anti gay or lesbian attitudes
 8. Threats/aggression originating from traffic incident
 9. Because respondent is elderly
 10. Because respondent is disabled
 11. Other reason
 12. Do not know why it happened
- Xothreas [ASK IF ANY Whybot00-Whynot10 is other reason]
 INTERVIEWER RECORD OTHER ANSWER GIVEN
- LastAtak [ASK IF racist attitudes not mentioned in Whybot00-Whybot10]
 (The last time this happened,) did you think it was racially motivated?
1. Yes
 2. No
 4. Don't know
- RaceAtak [ASK IF LastAtak = Don't know]
 Was there anything about the incident that made you think that it might have been racially motivated?
1. Yes
 2. No
- BurgReg [ASK ALL]
 CARD A7
 I would now like to talk about the chance of certain crimes happening. Some crimes are more likely to happen to some people than to others. I am going to read out a list of crimes and for each one, I would like you to tell me, from this card, how likely you think this crime is to happen to you in the next year.
- First, how likely do you think your house is to be burgled in the next year?
1. Very Likely
 2. Fairly Likely
 3. Fairly Unlikely
 4. Very unlikely

Carstole [ASK ALL WITH A CAR IN THE HOUSEHOLD. IF NOT GO TO MUGROB]
CARD A7
Having your car stolen?

1. Very Likely
2. Fairly Likely
3. Fairly Unlikely
4. Very unlikely

Itemstol CARD A7
Having things stolen from your car?

1. Very Likely
2. Fairly Likely
3. Fairly Unlikely
4. Very unlikely

MugRob [ASK ALL]
CARD A7
And how likely do you think you are to be mugged and robbed in the next year?

1. Very Likely
2. Fairly Likely
3. Fairly Unlikely
4. Very unlikely

Attack [ASK ALL]
CARD A7
Apart from this, how likely do you think you are to be physically attacked or assaulted by a stranger in the next year?

1. Very Likely
2. Fairly Likely
3. Fairly Unlikely
4. Very unlikely

VICARIOUS VICTIMISATION

Publicat [ASK ALL]
Do you personally know anyone who, since the 1st January 1999, has been mugged or physically attacked, either in the street or in any other public place?

1. Yes
2. No

Burgkn [ASK ALL]
Apart from your own household, do you personally know anyone who, since the 1st of January 1999, has had their home broken into and burgled?

1. Yes
2. No

Burgknow

{ASK ALL}

Apart from your own household, has anyone in your immediate neighbourhood had their home broken into and burgled, since the 1st of January 1999?

1. Yes
2. No

Index

AboutMot.....	7
ActCompl.....	13
AnyContP.....	2, 3
Attack.....	25
BothIns.....	23
Bothrel.....	23
Bothrel2.....	23
Burgkn.....	25
Burgknow.....	26
BurgReg.....	24
Cardvic.....	23
Carstole.....	25
CarStpYr.....	5, 6
CopAct00.....	6
CopAct14.....	9
CopBeh5Y.....	12, 13
CopBehav.....	12
CopEff.....	4
CopFair1.....	7
CopFair2.....	10
CopFair3.....	11
Copinfo.....	4
CopInt1.....	7
CopInt2.....	10
CopOffR1.....	6
CopPoli1.....	7
CopPoli2.....	10
Coppoli3.....	11
Copreas1.....	5
Copreas2.....	8
CopReas3.....	9
CopSat.....	5
CopSat1.....	7
CopSat2.....	10
CopSat3.....	12
CopWait.....	4
Copwait2.....	4
DangAtt.....	22
GoodRea1.....	6
GoodRea2.....	8
Goodrea3.....	9
Itemstol.....	25
LastAtak.....	24
ManVict.....	22
Moreinfo.....	5
MostRex.....	11
MugRob.....	25
Nboths.....	23
NCarStp.....	5
NCopBeh5.....	12
NStopFt.....	8
Numboth.....	23
OffCompl.....	13
PCName.....	2
PCWho0.....	2
PolCont.....	10, 11
Polint3.....	11
Polinter.....	4
Prosec1.....	7
Prosec2.....	9
PStopCar.....	5
PstopFt.....	8
PStopFt.....	8
Pub2civi.....	16
Pub2coho.....	17
Pub2cour.....	16
Pub2educ.....	17
Pub2fire.....	15
Pub2GP.....	17
Pub2ho.....	16
Pub2hos.....	17
Pub2immi.....	15
Pub2land.....	17
Pub2poli.....	15
Pub2pris.....	15
Pub2priv.....	16
Pub2prob.....	15
Pub2publ.....	16
PubInt.....	14
Publicat.....	25
RaceAtak.....	24
RatPolic.....	12
ReasBe01.....	13
ReasStp2.....	8
RecCont.....	3, 4
RPrejfut.....	14
RPrejnow.....	14
SatisCom.....	13
SchForm.....	9
Searc.....	8
SearcVeh.....	6
Stoprea1.....	6
ToldCrim.....	4
VFCrim.....	4
Wcardst.....	22
WhatCo00.....	3
WhoSear0.....	9
WhyBot00.....	24
WhyNoCom.....	14
WhyPolC0.....	11

BCS 2000 Follow-up A

Wk2civil.....	19	Wk2prob.....	18
Wk2coho.....	20	Wk2publi.....	19
Wk2cour.....	19	WkInt.....	18
Wk2educ.....	22	WomVict.....	22
Wk2fire.....	18		
Wk2GP.....	20	XcopAct1.....	6
Wk2ho.....	19	XcopAct2.....	9
Wk2hos.....	20	Xothreas.....	24
Wk2immi.....	18	XReasBeh.....	13
Wk2land.....	20	XstpReas.....	6
Wk2polic.....	18		
Wk2pris.....	19	YrFtStop.....	8
Wk2priv.....	20		

FOLLOW UP B

	Page
E.1 Attitudes to sentencing	1
E.2 Witnessing crime	8
E.4 Neighbourhood Watch	12
E.5 Local crime partnerships/community action	13
E.6 Security	14

THESE QUESTIONS NEED 12.5% OF THE ETHNIC BOOST (500) PLUS HALF THE CORE SAMPLE (10,000)

E.1 Attitudes to sentencing

CrimUK

[ASK ALL]

I would like to ask whether you think that the recorded crime rate—for the country as a whole has changed over the past two years. Would you say there is more crime, less crime or about the same amount (since two years ago)?

PROBE: IS that a lot or a little more/less.

PROMPT: If you don't know, please just guess

1. A lot more crime
2. A little more crime
3. About the same
4. A little less crime
5. A lot less crime

SentSev

[ASK ALL]

The next few questions are about sentencing by the courts, that is both the Crown Court and magistrates courts. In general, would you say that sentences handed down by the courts are too tough, about right, or too lenient?

PROBE: Is that a little too tough/lenient or much too tough/lenient?

1. Much too tough
2. A little too tough
3. About right
4. A little too lenient
5. Much too lenient

TypSent0-
TypSent7

[ASK ALL] [PUT IN SHOWCARD B1 TEXT]

SHOW CARD B1

ALLOW RESPONDENT TIME TO READ PROPERLY, THEN ASK:

There are a number of possible sentences which could be imposed in this case.

Which type, or types, of sentence do you think the offender should receive?

SHOW CARD B2. DO NOT PROMPT. RECORD EACH MENTIONED IN ORDER (UP TO 8 MENTIONS).

CODE ALL THAT APPLY

1. Imprisonment
2. Suspended prison sentence
3. Fine
4. Probation
5. Community service order
6. Electronic tagging
7. Have to pay compensation
8. Conditional discharge
9. Other

- TypSntAO [ASK IF (Other IN TypSent)]
INTERVIEWER: RECORD OTHER ANSWER GIVEN
- PrSent [ASK IF (ANY TypSnt0 TO TypSnt7=Imprisonment)]
How long do you think the prison sentence should be?
1. In years only
 2. In months only
 3. In years and months
- PrSentY [ASK IF PrSent = Year only OR Years and months]
CODE NUMBER OF YEARS
- 0...30
- PrSentM [ASK IF PrSent = Months only OR Years and months]
CODE NUMBER OF MONTHS
- 0...30
- NBurgPr1 [ASK ALL]
Now I would like you to think about the kinds of sentence that are imposed for house burglary. Out of every 100 adults aged 21 or over who are convicted of house burglary, how many do you think are sent to prison?
- 0..100
- JudTouch [ASK ALL]
I would now like to ask for your opinions of judges and magistrates who decide what sentences to give.
Firstly, judges. Do you think that judges are generally in touch or out of touch with what ordinary people think?
IF OUT OF TOUCH: Is that a bit out of touch or very out of touch?
1. In touch
 2. A bit out of touch
 3. Very out of touch
- MagTouch [ASK ALL]
Do you think that magistrates are generally in touch or out of touch with what ordinary people think?
IF OUT OF TOUCH: Is that a bit out of touch or very out of touch?
1. In touch
 2. A bit out of touch
 3. Very out of touch

- JobPol [ASK ALL]
SHOW CARD B3
This card lists some different groups of people who collectively form the criminal justice system. We would like to know how good a job you think each of these groups of people are doing.
SHOW CARD B4
How good a job do you think the police are doing?
PROBE: Would that be an excellent, good, fair, poor or very poor job?
1. Excellent
 2. Good
 3. Fair
 4. Poor
 5. Very poor
- JobCPS [ASK ALL]
SHOW CARD B4
How good a job do you think the Crown Prosecution Service, that is the body responsible for making prosecutions, is doing?
1. Excellent
 2. Good
 3. Fair
 4. Poor
 5. Very poor
- JobJud [ASK ALL]
SHOW CARD B4
How good a job do you think judges are doing?
1. Excellent
 2. Good
 3. Fair
 4. Poor
 5. Very poor
- JobMag [ASK ALL]
SHOW CARD B4
How good a job do you think magistrates are doing?
1. Excellent
 2. Good
 3. Fair
 4. Poor
 5. Very poor
- JobPri [ASK ALL]
SHOW CARD B4
How good a job do you think the prisons are doing?
1. Excellent
 2. Good
 3. Fair
 4. Poor

- JobProb 5. Very poor
[ASK ALL]
SHOW CARD B4
How good a job do you think the probation services are doing?
1. Excellent
2. Good
3. Fair
4. Poor
5. Very poor
- JobJuv [ASK ALL]
SHOW CARD B4
How good a job do you think the juvenile courts are doing?
Would that be an excellent, good, fair, poor or very poor job?
1. Excellent
2. Good
3. Fair
4. Poor
5. Very poor
- JuvSen [ASK ALL]
In general, would you say that the way the police and courts deal with young offenders, **that is people aged 10 to 17**, is too tough, too lenient or about right?
PROBE: Is that a little too tough/lenient or much too tough/lenient?
1. Much too tough
2. A little too tough
3. About right
4. A little too lenient
5. Much too lenient

LORD CHANCELLOR'S DEPARTMENT QUESTIONS

ConfOff [ASK ALL]

CARD B5

Thinking about the Criminal Justice System as a whole, that is, the police, courts, prison and probation services, please choose a phrase from this card to show how confident you are that it...

...is effective in bringing people who commit crimes to justice?

- (1) Very confident
- (2) Fairly confident
- (3) Not very confident
- (4) Not at all confident

ConfVict [ASK ALL]

CARD B5

(How confident are you that the Criminal Justice system ...)

...meets the needs of victims of crime?

- (1) Very confident
- (2) Fairly confident
- (3) Not very confident
- (4) Not at all confident

ConfRig [ASK ALL]

CARD B5

(How confident are you that the Criminal Justice system ...)

...respects the rights of people accused of committing a crime and treats them fairly?

- (1) Very confident
- (2) Fairly confident
- (3) Not very confident
- (4) Not at all confident

ConfCase [ASK ALL]

CARD B5

(How confident are you that the Criminal Justice system ...)

...deals with cases promptly and efficiently?

- (1) Very confident
- (2) Fairly confident
- (3) Not very confident
- (4) Not at all confident

CJSINF01-
CJSINF17

[ASK ALL]

CARD B6

People get information about the Criminal Justice System from many sources. Of the sources listed on the card which ones would you say provide you, personally, with the most information about the Criminal Justice System?

CODE ALL THAT APPLY

SET [16] OF

- (1) Personal experience
- (2) Relatives' and/or friends' experiences
- (3) Word of mouth/ Information from other people
- (4) Broadsheet newspapers (eg Times, Guardian, Telegraph)
- (5) Tabloid newspapers (eg Sun, Express, Daily Mail)
- (6) Local newspaper
- (7) Soaps (eg Eastenders, Brookside, The Archers)
- (8) Films
- (9) TV drama
- (10) TV documentaries
- (11) News programmes on tv/radio
- (12) Radio programmes
- (13) Government publications
- (14) Books
- (15) Internet / world-wide-web
- (16) School / college / evening-class
- (17) Other

XCJSInfo

INTERVIEWER RECORD OTHER ANSWER

OPEN

CJSMain

And which of those would you say is your main source of information on the Criminal Justice System

CODE ONE ONLY

- (1) Personal experience
- (2) Relatives' and/or friends' experiences
- (3) Word of mouth/ Information from other people
- (4) Broadsheet newspapers (eg Times, Guardian, Telegraph)
- (5) Tabloid newspapers (eg Sun, Express, Daily Mail)
- (6) Local newspaper
- (7) Soaps (eg Eastenders, Brookside, The Archers)
- (8) Films
- (9) TV drama
- (10) TV documentaries
- (11) News programmes on tv/radio
- (12) Radio programmes
- (13) Government publications
- (14) Books
- (15) Internet / world-wide-web
- (16) School / college / evening-class
- (17) Other

- CJSAcc How accurate do you think the information from ^Source is...
 READ OUT
 (1) very accurate,
 (2) fairly accurate,
 (3) fairly inaccurate,
 (4) or very inaccurate?
- MainPur CARD B7
 Looking at this card what in your opinion should be the main purpose of sentencing a person who committed a crime?
 CODE ONE ONLY
 (1) To discourage that person from committing further crimes
 (2) To discourage other people from committing that crime
 (3) To restrict that person's opportunity to commit further crime
 (4) To provide compensation or redress to the victim of the crime
 (5) To punish that person
 (6) To provide support / training for the person who committed the crime
 (7) To show society's disapproval for that type of crime
- CJSWork Have you ever worked in, or for, any part of the Criminal Justice System, including police, prisons, courts, or the legal profession?
 (1) Yes
 (2) No
- EverVict Have you ever been...
 ...the victim of any crime, however minor, that was reported to the police (including anything you have previously mentioned)?
 (1) Yes
 (2) No
- EverArr (Have you ever been...)
 ...arrested by the police for any reason?
 INCLUDING WHERE NO FURTHER ACTION WAS TAKEN.
 (1) Yes
 (2) No
- EverCrt (Have you ever been...)
 ...in court as a victim, witness, spectator, or juror in a criminal case?
 (1) Yes
 (2) No
- EverDef (Have you ever been...)
 ...in court as the person accused of committing a crime?
 (1) Yes
 (2) No
- EverProb (Have you ever been...)
 ...in contact with the probation service for whatever reason?
 (1) Yes
 (2) No

- EverPris (Have you ever been...)
...inside a prison for whatever reason?
- (1) Yes
 - (2) No

SHOW CARD B8

All offenders, aged 18 or over, convicted of house burglary for the third time now receive a minimum prison sentence of three years (unless this is considered to be unjust given the circumstances).

- Repburg1 [ASK ALL]
This card describes the current policy for sentencing repeat burglars.
ALLOW RESPONDENTS TIME TO READ PROPERLY, THEN ASK
Were you aware of this policy?
1. Yes
 2. No

- Repburg2 [ASK ALL]
Does this policy give you more confidence in the way that the Criminal Justice System deals with burglars, less confidence in the way that the Criminal Justice System deals with burglars or does it not change your view? **PROBE** Does this increase/decrease your confidence a lot or a little?
1. A lot more confidence in the Criminal Justice System
 2. A little more confidence in the Criminal Justice System
 3. Does not change view of the Criminal Justice System
 4. A little less confidence in the Criminal Justice System
 5. A lot less confidence in the Criminal Justice System

E.2 Witnessing crime

I would now like to ask some general questions about witnessing crimes.

By witnesses I mean people who see a crime occurring or have any information about a crime, including the victims.

- Witpolic [ASK ALL]
First, how well do you think witnesses are treated by the police?
1. Very well
 2. Fairly well
 3. Not very well
 4. Not at all well

- Witcourt [ASK ALL]
And how well do you think witnesses are treated by the courts?
1. Very well
 2. Fairly well
 3. Not very well
 4. Not at all well
 - 5.

I now want to ask you some questions about crimes you may have seen happening yourself.

SeenCri1- [ASK ALL]
SeenCri3 CARD B9
Including anything you have already mentioned, have you in the last five years seen any of these crimes actually happening? Please include any crimes where you were, also the victim.

1. Someone vandalising property or a car
2. Someone stealing from a car
3. A serious fight or assault
4. None of these

Vandvict [ASK IF WITNESSED VANDALISM]
You mentioned that you had seen someone vandalising property or a car. The last time you saw this happening, did the property or car being vandalised belong to you, another person in your household or someone else?

1. Respondent
2. Other household member
3. Someone else

CallVand [ASK IF RESPONDENT HAS SEEN CRIMES IDENTIFIED IN SEENCRI1-3]
The last time you saw this happening, did you call the police?

1. Yes
2. No

HarVand1- [ASK IF Seencrim = 1]
Harvand3

Did you experience any harassment or intimidation after the incident from the person or people involved or their family or friends?
CODE ALL THAT APPLY

1. Yes, from the person / people involved
2. Yes, from their family or friends
3. Yes, from other
4. No

Formvan0-4 [ASK IF INTIMIDATED]
What forms did the harassment or intimidation take?
CODE ALL THAT APPLY

1. Physical attacks
2. Threats
3. Verbal abuse
4. Damage to property
5. Other intimidation

Rpharvan [ASK IF INTIMIDATED]
Did you report this harassment or intimidation to the police?

1. Yes
2. No

- Carvic [ASK IF WITNESSED THEFT FROM A CAR]
You mentioned that you had seen someone stealing from a car. The last time you saw this happening, did the car belong to you, another person in your household or someone else?
1. Respondent
 2. Another household member
 3. Someone else
- CallStC [ASK IF StealCar = Yes]
The last time you saw this happening, did you call the police?
1. Yes
 2. No
- HarStCa1 [ASK IF StealCar = Yes]
HarStCa3
Did you experience any harassment or intimidation after the incident from the person or people involved, or their family or friends?
Code all that apply
1. Yes, from the person / people involved
 2. Yes, from their family or friends
 3. Yes, from other
 4. No
- FormSt0-4 [ASK IF INTIMIDATED]
What forms did the harassment or intimidation take?
Multiple response
1. Physical attacks
 2. Threats
 3. Verbal abuse
 4. Damage to property
 5. Other intimidation
- Rpharstc [ASK IF INTIMIDATED]
Did you report this harassment or intimidation to the police?
1. Yes
 2. No
- Fightvic [ASK IF WITNESSED ASSAULT]
You mentioned that you had seen a serious fight or assault. The last time you saw this happening, were you assaulted in any way during the incident?
1. Yes
 2. No
- CallFite [ASK IF Fight = Yes]
The last time you saw this happening, did you call the police?
1. Yes
 2. No

- HarFigh1-
HarFigh3 [ASK IF Fight = Yes]
- Did you experience any harassment or intimidation from the person or people involved, or their family or friends?
CODE ALL THAT APPLY
1. Yes, from the person / people involved
 2. Yes, from their family or friends
 3. Yes, from other
 4. No
- Formfit0-4 [ASK IF INTIMIDATED]
- What forms did the harassment or intimidation take?
CODE ALL THAT APPLY
1. Physical attacks
 2. Threats
 3. Verbal abuse
 4. Damage to property
 5. Other intimidation
- Rpharfit [ASK IF INTIMIDATED]
- Did you report this harassment or intimidation to the police?
1. Yes
 2. No
- VSHeard [IF ANSWERED ON VF ANSWER RECORDED HERE]
- Victim Support Schemes are run by people who are trained to offer information, help and support to victims of crime. Have you heard of Victim Support before now?
1. Yes
 2. No
- VSHlpLne [ASK ALL]
- Victim Supportline** is a central number which victims can call to get information about their local Victim Support scheme. Have you heard of the **Victim Supportline** before now?
1. Yes
 2. No
- VCHeard [ASK ALL]
- Have you heard of the Victim's Charter?
1. Yes
 2. No



E.4 Neighbourhood Watch

[ASKED OF HALF OF FUB]

CommInt I now want to ask you a few questions about who should be involved in reducing crime in your area.

Commac01-
Commac12

[ASK FIRST HALF OF FOLLOW UP B]

Which of the groups on this card do you think should have responsibility for reducing crime in your local area? SHOW CARD B10 CODE ALL THAT APPLY

1. Members of the public
2. Media/TV/Newspapers
3. Parents
4. Neighbourhood Watch
5. Other local community/voluntary groups
6. Private security organisations
7. Social services
8. Health authorities/GPs
9. Local Education authorities/schools/teachers
10. Local authorities/councils
11. The probation service
12. The police

Commmost [ASK IF MORE THAN ONE RESPONSE GIVEN AT REDUCING CRIME QUESTIONS]

And which of the groups you have mentioned do you think should have main responsibility for reducing crime in your local area?

Commnext [ASK IF MORE THAN TWO GIVEN AT REDUCING CRIME QUESTIONS]

And which next?

AreaNbrw [ASK FIRST HALF OF FOLLOW UP B]

Has a Neighbourhood Watch Scheme ever been set up in this area, covering this address?

1. Yes
2. No
3. Never heard of Neighbourhood Watch
4. Don't know

MbrNbrW [ASK IF AreaNbrW = Yes]

Do you consider your household to be a member of the scheme?

1. Yes
2. No
3. Scheme no longer operating.

SchmWork [ASK IF MbrNbrW=Yes]

Have you had any information from the police or from a co-ordinator about how the scheme is working?

1. Yes
2. No

- JoinSchm [ASK IF AreaNbrW=No OR Don't know]
Would you personally join a scheme, if there was one in this area?
1. Yes
 2. No
- LocCom [ASK IF AreaNbrw 1 TO 4]
How effective do you think Neighbourhood Watch Schemes are in preventing crimes such as burglary? Do you think they are...
1. Very effective
 2. Moderately effective
 3. Not particularly effective
 4. or not effective at all?
- E.5 Local crime partnerships/community action**
- Partners [ASK FIRST HALF OF FOLLOW UP B]
In 1998 there was a new initiative which set up crime partnerships for each district of the country. These partnerships, involving local councils, the police and other organisations, were set up to reduce crime and disorder in their area- Are you aware that there is a local partnership covering your area?
1. Yes
 2. No
- Partcont [ASK IF Partners = Yes]
Did the crime partnership covering your area contact you in any way to ask for your views? For example, through sending a questionnaire, telephoning you, holding public meetings or placing adverts asking for help in the local press?
1. Yes
 2. No
- Parteff [ASK FIRST HALF OF FOLLOW UP B]
How successful do you think that the local crime partnership will be in reducing crime in your local area?
1. Very successful
 2. Fairly successful
 3. Not very successful
 4. Not at all successful

E.6 Security**HOME SECURITY**

- BurgAlar** [ASK SECOND HALF OF FOLLOW UP B]
I now want to ask about some things people do to protect their homes against burglary.
Do you have a burglar alarm in your home? By a burglar alarm I mean a real alarm not a dummy alarm box.
1. Yes
 2. No
- NDummy** [ASK IF BurgAlar = No]
Do you have a dummy alarm box visible on the outside wall of your house/flat?
1. Yes
 2. No
- Visible** [ASK IF HOUSEHOLD HAS BURGLAR ALARM]
Is the alarm box for the burglar alarm, visible on the outside of your house/flat?
1. Yes
 2. No
- AlarmOn** [ASK IF HOUSEHOLD HAS BURGLAR ALARM]
How often is your home left empty for a couple of hours or more without the alarm switched on?
1. At least once a week
 2. At least once a fortnight
 3. At least once a month
 4. Less than once a month
 5. Never
- DeadLock** [SECOND HALF OF FOLLOW UP B]
Do you have double locks or deadlocks on the outside doors into your home?
1. Yes - on all
 2. Yes - on some
 3. No
- Usedlock** [ASK IF Deadlock is 1 or 2]
How often is your home left empty for a couple of hours or more without the deadlocks or double locks on?
1. At least once a week
 2. At least once a fortnight
 3. At least once a month
 4. Less than once a month
 5. Never

Chains [ASK SECOND HALF OF FOLLOW UP B]
Do you have security chains/bolts on the outside doors into your home?

1. Yes - on all
2. Yes - on some
3. No

WindLock [ASK SECOND HALF OF FOLLOW UP B]
Do your windows have locks that need keys to open them?

1. All of them
2. Some of them
3. No

TimLiIn [ASK SECOND HALF OF FOLLOW UP B]
Do you have any indoor lights on a timer or sensor switch?

1. Yes
2. No

TimLiOut [ASK SECOND HALF OF FOLLOW UP B]
And do you have any outdoor lights on a timer or sensor switch?

1. Yes
2. No

BarGrill [ASK SECOND HALF OF FOLLOW UP B]
Do your windows have bars or grilles?

1. All of them
2. Some of them
3. No

VEHICLE SECURITY

Now some questions about vehicle security.

Carvan [ASK SECOND HALF OF FOLLOW UP B]
Can I just check. How many cars or light vans does your household currently own (or have regular use of)?

0. None
1. One
2. Two
3. Three
4. Four
5. Five
6. Six or more

CarVan1 [ASK ALL WHO HAVE SAID One car or van at Carvan]
You said that you currently have a car or van. Can I just check is it a car OR van?
NOTE: FOUR WHEEL DRIVE VEHICLES COUNT AS CARS

1. Car
2. Light van
3. Neither

CarIntr1 [ASK IF Carvan1=1 or 2]

I now want to ask some questions about this car/van.

- CentLoc0 [ASK IF Carvan1=1 or 2]
Does it have central locking of all doors so that locking one door locks all?
1. Yes
 2. No
- CarAlar0 [ASK IF Carvan1=1 or 2]
Does it have an alarm?
1. Yes
 2. No
- Immob0 [ASK IF Carvan1=1 or 2]
Do you have a mechanical immobiliser for this car/van. That is a device which can be used to lock the steering wheel, handbrake or gearstick so that they can not be used? [NOTE DO NOT INCLUDE STEERING COLUMN LOCKS WHICH ARE INTEGRAL TO THE CAR]
1. Yes
 2. No
 3. Don't know
- Immob01 [ASK IF Carvan1=1 or 2]
Does it have an electronic immobiliser fitted? That is a device which prevents the vehicle being driven away except if the correct key is used?
1. Yes
 2. No
 3. Don't know
- RCasCD0 [ASK IF Carvan1=1 or 2]
Does it have a radio, cassette player or CD player?
1. Yes
 2. No
- Remove0 [ASK IF RCasCD0=1]
Is this removable? That is, can you either remove the whole unit or part of the unit?
1. Yes
 2. No
- Secpin0 [ASK IF RCasCD0=1]
Does it have a security PIN code such that it will not work without the code? [NOTE DO NOT INCLUDE PROPERTY MARKING CODES]
1. Yes
 2. No
 - 3.
- Use0 [ASK IF Carvan1=1 or 2]
Do you yourself ever drive this van/car?

1. Yes
2. No

ParkDoo0 [ASK IF Use = Yes] CARD B11
When you park this car/van in a place with public access, how often do you leave any of the doors or the boot unlocked, even if it is just for a short time?

1. Always
2. Almost always
3. Sometimes
4. Rarely
5. Never

Parkdo00 [ASK IF Use = Yes and immob0 is yes] CARD B11
When you park this car/van, for more than 10 minutes, in a place with public access, how often do you use the mechanical immobiliser?

1. Always
2. Almost always
3. Sometimes
4. Rarely
5. Never

CarIntr2 [ASK IF Carvan 2, 3, 4, 5, 6, 7]
The following questions are about your main vehicle - that is, the one that is most often used.

CarVan2 Is this a car or a van?
NOTE: FOUR WHEEL DRIVE VEHICLES COUNT AS CARS

1. Car
2. Light van
3. Neither

CentLoc1 [ASK IF Carvan2= 1 or 2]
Does it have central locking of all doors so that locking one door locks all?

1. Yes
2. No

CarAlar1 [ASK IF Carvan2= 1 or 2]
Does it have an alarm?

1. Yes
2. No

Immob1 [ASK IF Carvan2= 1 or 2]
Do you have a mechanical immobiliser for this car/van. That is a device which can be used to lock the steering wheel, handbrake or gearstick so that they can not be used? [NOTE DO NOT INCLUDE STEERING COLUMN LOCKS WHICH ARE INTEGRAL TO THE CAR]

1. Yes
2. No
4. Don't know

- Immobl1 [ASK IF Carvan2= 1 or 2]
Does it have an electronic immobiliser fitted? That is a device which prevents the vehicle being driven away except if the correct key is used?
1. Yes
 2. No
 5. Don't know
- RCasCD1 [ASK IF Carvan2= 1 or 2]
Does it have a radio, cassette player or CD player?
1. Yes
 2. No
- Remove1 [ASK IF RcasCD1=1]
Is this removable? That is, can you either remove the whole unit or part of the unit?
1. Yes
 2. No
- Secpin1 [ASK IF RCasCD1=1]
Does it have a security PIN code such that it will not work without the code?
[NOTE DO NOT INCLUDE PROPERTY MARKING CODES]
1. Yes
 2. No
- Use1 [ASK IF Carvan2= 1 or 2]
Do you yourself ever drive this van/car?
1. Yes
 2. No
- ParkDool When you park this car/van in a place with public access, how often do you leave any of the doors or the boot unlocked, even if it is just for a short time?
SHOWCARD B11
1. Always
 2. Almost always
 3. Sometimes
 4. Rarely
 5. Never
- Parkdo02 [ASK IF Use1 = Yes and immobl is yes]
When you park this van/car, for more than 10 minutes, in a place with public access, how often do you use the mechanical immobiliser?
SHOWCARD B11
1. Always
 2. Almost always
 3. Sometimes
 4. Rarely
 5. Never

VOLUNTEERING

ActInt I'd like to ask you some questions about how much you get involved with things going on locally and in your community. I am going to read out a list of activities. For each one I would like you to tell me how often you have done it without getting payment in return (except expenses).

- (1) Continue
- (2)

NeigYear [ASK ALL FOLLOW UP B] Card B12
 Since [..this date last year ...add in code...], how often have you helped out any of your neighbours, or other people who live nearby (e.g. mowing their lawn, doing shopping for them, taking deliveries, discussing or helping with problems, collecting pension or prescriptions, helping with DIY, etc)?

DON'T COUNT THINGS THAT ONLY INVOLVED HELPING OUT MEMBERS OF THE FAMILY

- (1) Never
- (2) At most three or four times a year
- (3) About every other month
- (4) About once a month
- (5) Several times a month, but not every week
- (6) About once a week
- (7) Several times a week
- (8) Every day

Nelastmo [ask if neigyear ne never]

Card B13

And how much time have you spent doing this over the last four weeks?

- (1) Up to 2 hours
- (2) Over 2 hours but no more than 5 hours
- (3) Over 5 hours but no more than 10 hours
- (4) Over 10 hours but no more than 20 hours
- (5) Over 20 hours but no more than 35 hours
- (6) Over 35 hours
- (7) None
- (8) Don't know

Neigaver [ASK IF NEIGYEAR NE NEVER] [TEXTFILL]

Is this more than usual, less than usual, or about the same as usual?

- (1) More
- (2) Less
- (3) About the same
- (4) Don't know

Neigavmo [ASK IF NeigYear <> Never AND: (Neigaver = more) or (Neigaver = less)]Card B13

How much time do you usually spend doing this in a four week period?

- (1) Up to 2 hours
- (2) Over 2 hours but no more than 5 hours
- (3) Over 5 hours but no more than 10 hours
- (4) Over 10 hours but no more than 20 hours
- (5) Over 20 hours but no more than 35 hours
- (6) Over 35 hours
- (7) None
- (8) Don't know

ClubYear [ASK ALL] Card B12.

Since [..this date last year ...add in code...], how often have you gone to a group, club or place of worship, to meet other people, to help each other out, for faith reasons, or for enjoyment and relaxation (e.g. place of worship, social club, residents' association, sports team, support group, community centre, drama or hobby group, etc)?

DON'T COUNT THINGS THAT ONLY INVOLVED BEING WITH MEMBERS OF THE FAMILY

- (1) Never
- (2) At most three or four times a year
- (3) About every other month
- (4) About once a month
- (5) Several times a month, but not every week
- (6) About once a week
- (7) Several times a week
- (8) Every day

Clastmo [ASK IF CLUBYEAR NE NEVER] Card B13

And how much time have you spent doing this over the last four weeks?

- (1) Up to 2 hours
- (2) Over 2 hours but no more than 5 hours
- (3) Over 5 hours but no more than 10 hours
- (4) Over 10 hours but no more than 20 hours
- (5) Over 20 hours but no more than 35 hours
- (6) Over 35 hours
- (7) None
- (8) Don't know

Clubaver [ASK IF CLUBYEAR NE NEVER] [TEXTFILL]

Is this more than usual, less than usual, or about the same as usual?

- (1) More
- (2) Less
- (3) About the same
- (4) Don't know

Clubavmo [ASK IF ClubYear <> Never AND: (Clubaver = More) OR (Clubaver = Less)] Card B13

How much time do you usually spend doing this in a four week period?

- (1) Up to 2 hours
- (2) Over 2 hours but no more than 5 hours
- (3) Over 5 hours but no more than 10 hours
- (4) Over 10 hours but no more than 20 hours
- (5) Over 20 hours but no more than 35 hours
- (6) Over 35 hours
- (7) None
- (8) Don't know

VolYear [ASK ALL] Card B12

Since [..this date last year ...add in code...], how often have you given time to, or helped out at, an organisation such as a school, a hospital, a prison, a probation office, a charity, a voluntary organisation or a community group (e.g. being a volunteer for one of these organisations)?

- (1) Never
- (2) At most three or four times a year
- (3) About every other month
- (4) About once a month
- (5) Several times a month, but not every week
- (6) About once a week
- (7) Several times a week
- (8) Every day

Volastmo [ASK IF VolYear <> Never. Card B13

And how much time have you spent doing this over the last four weeks?

- (1) Up to 2 hours
- (2) Over 2 hours but no more than 5 hours
- (3) Over 5 hours but no more than 10 hours
- (4) Over 10 hours but no more than 20 hours
- (5) Over 20 hours but no more than 35 hours
- (6) Over 35 hours
- (7) None
- (8) Don't know

Volaver [ASK IF VolYear <> Never] [TEXTFILL]

Is this more than usual, less than usual, or about the same as usual?

- (1) More
- (2) Less
- (3) About the same
- (4) Don't know

- Volavmo [ASK IF VolYear \diamond Never AND: (Volaver = More) OR (Volaver = Less)
How much time do you usually spend doing this in a four week period? Card B13
- (1) Up to 2 hours
 - (2) Over 2 hours but no more than 5 hours
 - (3) Over 5 hours but no more than 10 hours
 - (4) Over 10 hours but no more than 20 hours
 - (5) Over 20 hours but no more than 35 hours
 - (6) Over 35 hours
 - (7) None
 - (8) Don't know
- ServYear [ASK ALL] Card B12
Since [..this date last year ...add in code...], how often have you served as a school governor, magistrate, prison visitor, councillor, community representative, special constable or member of the Territorial Army?
- (1) Never
 - (2) At most three or four times a year
 - (3) About every other month
 - (4) About once a month
 - (5) Several times a month, but not every week
 - (6) About once a week
 - (7) Several times a week
 - (8) Every day
- Selastmo [ASK IF SERVYEAR \diamond NEVER. Card B13.
And how much time have you spent doing this over the last four weeks?
- (1) Up to 2 hours
 - (2) Over 2 hours but no more than 5 hours
 - (3) Over 5 hours but no more than 10 hours
 - (4) Over 10 hours but no more than 20 hours
 - (5) Over 20 hours but no more than 35 hours
 - (6) Over 35 hours
 - (7) None
 - (8) Don't know
- Servaver [ASK IF ServYear \diamond Never] [TEXTFILL]
Is this more than usual, less than usual, or about the same as usual?
- (1) More
 - (2) Less
 - (3) About the same
 - (4) Don't know
- Servavmo [ASK IF ServYear \diamond Never AND: (Servaver = More) OR (Servaver = Less)
How much time do you usually spend doing this in a four week period? Card B13.
- (1) Up to 2 hours
 - (2) Over 2 hours but no more than 5 hours
 - (3) Over 5 hours but no more than 10 hours
 - (4) Over 10 hours but no more than 20 hours
 - (5) Over 20 hours but no more than 35 hours
 - (6) Over 35 hours
 - (7) None
 - (8) Don't know

- ConsYear [ASK ALL]
 Since [..this date last year ...add in code...], how often have you attended public meetings or consultation groups, or responded to a consultation exercise, or contacted your local councillor or MP, about services or issues in your area (e.g. health, schools, environment, local development, housing, etc)? Card B12.
- (1) Never
 - (2) At most three or four times a year
 - (3) About every other month
 - (4) About once a month
 - (5) Several times a month, but not every week
 - (6) About once a week
 - (7) Several times a week
 - (8) Every day
- Colastmo [ASK IF ConsYear <> Never]
 And how much time have you spent doing this over the last four weeks? Card B13.
- (1) Up to 2 hours
 - (2) Over 2 hours but no more than 5 hours
 - (3) Over 5 hours but no more than 10 hours
 - (4) Over 10 hours but no more than 20 hours
 - (5) Over 20 hours but no more than 35 hours
 - (6) Over 35 hours
 - (7) None
 - (8) Don't know
- Consaver [ASK IF ConsYear <> Never [TEXT FILL]
 Is this more than usual, less than usual, or about the same as usual?
- (1) More
 - (2) Less
 - (3) About the same
 - (4) Don't know
- Consavmo [ASK IF ServYear <> Never AND: (Consaver = More) OR (Consaver = Less)
 Card B13.
 How much time do you usually spend doing this in a four week period?
- (1) Up to 2 hours
 - (2) Over 2 hours but no more than 5 hours
 - (3) Over 5 hours but no more than 10 hours
 - (4) Over 10 hours but no more than 20 hours
 - (5) Over 20 hours but no more than 35 hours
 - (6) Over 35 hours
 - (7) None
 - (8) Don't know

- LocYear [ASK ALL]
 Since [..this date last year ...add in code...], how often have you got involved with other people from your area to tackle local issues or solve local problems (e.g. improving the local environment, campaigning on local issues, organising a local event, etc)? Card B12.
- (1) Never
 - (2) At most three or four times a year
 - (3) About every other month
 - (4) About once a month
 - (5) Several times a month, but not every week
 - (6) About once a week
 - (7) Several times a week
 - (8) Every day
- Lolastmo [ASK IF: LocYear <> Never]
 And how much time have you spent doing this over the last four weeks? Card B13.
- (1) Up to 2 hours
 - (2) Over 2 hours but no more than 5 hours
 - (3) Over 5 hours but no more than 10 hours
 - (4) Over 10 hours but no more than 20 hours
 - (5) Over 20 hours but no more than 35 hours
 - (6) Over 35 hours
 - (7) None
 - (8) Don't know
- Locaver [ASK IF LocYear <> Never
 Is this more than usual, less than usual, or about the same as usual?
- (1) More
 - (2) Less
 - (3) About the same
 - (4) Don't know
- Locavmo [ASK IF SERVYEAR <> NEVER. Card B13 AND: (Locaver = More) OR (Locaver = Less)]
 How much time do you usually spend doing this in a four week period?
- (1) Up to 2 hours
 - (2) Over 2 hours but no more than 5 hours
 - (3) Over 5 hours but no more than 10 hours
 - (4) Over 10 hours but no more than 20 hours
 - (5) Over 20 hours but no more than 35 hours
 - (6) Over 35 hours
 - (7) None
 - (8) Don't know

HUMAN RIGHTS (A SUBSAMPLE OF 2,000)

UKFair

CARD B14

On this card are a number of basic individual rights.

CARD B15

I am now going to read out a number of statements about freedom and basic individual rights in the UK and I would like you to tell me, from this card, whether you agree or disagree with each one.

The UK government generally tries to treat people in the UK fairly

- (1) Strongly agree
- (2) Tend to agree
- (3) Neither agree nor disagree
- (4) Tend to disagree
- (5) Strongly disagree
- (6) No opinion
- (7) Don't know

UKEurope

CARD B15

Do you agree or disagree that ... Basic individual rights are less well protected in the UK than in the rest of Europe.

- (1) Strongly agree
- (2) Tend to agree
- (3) Neither agree nor disagree
- (4) Tend to disagree
- (5) Strongly disagree
- (6) No opinion
- (7) Don't know

UKProt

CARD B15

Basic individual rights are better protected in the UK than they were a year ago.

- (1) Strongly agree
- (2) Tend to agree
- (3) Neither agree nor disagree
- (4) Tend to disagree
- (5) Strongly disagree
- (6) No opinion
- (7) Don't know

Index

ActInt	22	HarFighl	13
AlarmOn	16	HarStCal	11
AreaNbrw	14, 15	HarVandl	10
BarGrill	17	Immob0	18
BurgAlar	16	Immob01	18
CallFite	11	Immobl	19
CallStC	11	Immobl1	21
CallVand	10	JobCPS	4
CarAlar0	18	JobJud	4
CarAlar1	19	JobJuv	5
CarIntr1	18	JobMag	4
CarIntr2	19	JobPol	4
Carvan	17	JobPri	4
CarVan1	17	JobProb	5
CarVan2	19	JoinSchm	15
Carvic	11	JudTouch	3
CentLoc0	18	JuvSen	5
CentLoc1	19	<i>Locaver</i>	27
Chains	17	<i>Locavmo</i>	27
CJSAcc	8	LocCom	15
CJSINf01	7	LocYear	27
CJSMain	7	<i>Lolastmo</i>	27
CJSWork	8	MagTouch	3
Cllastmo	23	MainPur	8
Clubaver	23	MbrNbrW	14
<i>Clubavmo</i>	24	NBurgPr1	3
ClubYear	23, 24	NDummy	16
<i>Colastmo</i>	26	Neigaver	22
Commac01	14	Neigavmo	23
CommInt	14	NeigYear	22, 23
Commmost	14	<i>Nelastmo</i>	22
Commnext	14	Parkdo00	19
ConfCase	6	Parkdo02	21
ConfOff	6	ParkDoo0	19
ConfRig	6	ParkDoo1	21
ConfVict	6	Partcont	15
Consaver	26	Parteff	15
<i>Consavmo</i>	26	Partners	15
ConsYear	26	PrSent	3
CrimUK	2	PrSentM	3
DeadLock	16	PrSentY	3
EverArr	8	RCasCD0	18
EverCrt	8	RCasCD1	21
EverDef	8	Remove0	18
EverPris	9	Remove1	21
EverProb	8	Repburg1	9
EverVict	8	Repburg2	9
Fightvic	11	Rpharfit	13
Formfit0-4	13	Rpharstc	11
FormSt0-4	11	Rpharvan	10
Formvan0-4	10		

BCS 2000 Follow-up B

SchmWork	14	Use0	18
Secpin0	18	Use1	21
Secpin1	21	Usedlock	16
SeenCrim	10	Vandvict	10
Selastmo	25	VCHeard	13
SentSev	2	Visible	16
Servaver	25	Volastmo	24
Servavmo	25	Volaver	24
ServYear	25, 26, 27	Volavmo	25
		VolYear	24, 25
TimLiIn	17	VSHeard	13
TimLiOut	17	VSHipLne	13
TypSent0	2		
TypSntAO	3	WindLock	17
		Witcourt	9
UKEurope	28	Witpolic	9
UKFair	28		
UKProt	28	XCJSInfo	7

FIRES QUESTIONNAIRE

- AnyFire** [ASK ALL]
I would now like to ask about fires in the home. This means all sorts of fires, including chip pan fires and very minor fires and includes fires in sheds, garages or greenhouses. Has there been a fire of any sort in the place where you were living since the beginning of January 1999?
1. Yes
 2. No
- NumFires** [ASK IF AnyFire = Yes]
How many fires have there been since the beginning of January 1999?
1. One
 2. Two
 3. Three
 4. Four
 5. Five or more
- HomeFire** [ASK ALL]
Has there been a fire in the place you were living in the year before that, that is between the first of January 1998 and the first of January 1999?
1. Yes
 2. No
- [IF NO FIRES GO TO Firesafe]
- CausFire** [ASK IF YES TO AnyFire OR HomeFire]
CARD F1
Thinking about the last two years, that is since the first of January 1998, what was the cause of the last fire you had? Please answer from this card.
1. Arson
 2. Accidents while cooking (including using toasters and microwaves)
 3. Accidents with matches or cigarette lighters
 4. Cigarettes, cigars, or pipe
 5. Children playing with fire other than matches or cigarette lighters
 6. Electrical equipment/wiring (including electric blankets)
 7. Heating appliances/equipment and fires (including chimney fires)
 8. Other
- CookAcc** [ASK IF CausFire = Cooking]
You say that the cause of the last fire you had was a cooking accident. Could you describe to me in a little more detail what happened?
1. Pan of fat/oil catching fire
 2. Grill pan
 3. Leaving something too close to the cooker (eg tea towel)
 4. Catching clothing on the cooker/hob
 5. Microwave
 6. Toaster
 7. Leaving something in the oven/on the hob for too long
 8. Other

- XcookAcc [ASK IF CookAcc = Other]
INTERVIEWER RECORD THE 'OTHER' ANSWER GIVEN
- MatchAcc [ASK IF CausFire= Accidents with matches]
You say that the cause of the last fire you had was an accident with matches or cigarette lighters. Could you describe to me in a little more detail what happened?
1. Children playing with matches
 2. Children playing with a cigarette lighter
 3. Adults being careless with matches
 4. Adults being careless with a cigarette lighter
 5. Filling a cigarette lighter
 6. Other
- XmatchAc [ASK IF MatchAcc = Other]
INTERVIEWER RECORD THE 'OTHER' ANSWER GIVEN
- SmokMat [ASK IF CausFire = Smoking]
You say that the cause of the last fire you had was a an accident with cigarettes, cigars, or a pipe. Could you describe to me in a little more detail what happened?
1. Someone falling asleep when smoking
 2. Not discarding cigarettes or cigar safely
 3. Other
- XsmokMat [ASK IF SmokMat = Other]
INTERVIEWER RECORD THE 'OTHER' ANSWER GIVEN
- Chilfire [ASK IF CausFire = Children]
You say that the cause of the last fire you had was children playing with fire. Could you describe to me in a little more detail what happened?
RECORD RESPONSE
- Electric [ASK IF CausFire = Electrical]
You say that the cause of the last fire you had was electrical equipment or wiring. Could you describe to me in a little more detail what happened?
1. Electric blankets
 2. Electric wiring worn out or faulty
 3. Washing machine/washer-dryer
 4. Tumble-dryer/spin-dryer
 5. Dishwasher
 6. Television or video
 7. Lights (putting things by light bulbs/lights falling over)
 8. Other
- Xelectri [ASK IF Electric = Other]
INTERVIEWER RECORD THE 'OTHER' ANSWER GIVEN

- Heating [ASK IF CausFire = Heating]
You say the last fire you had was caused by a heating appliance or equipment or a fire. Could you describe to me in a little more detail what happened?
1. Chimney fires
 2. Open hearth fires (eg coal on rug)
 3. Things left too close to heaters/fires
 4. Other
- Xheating [ASK IF Heating = Other]
INTERVIEWER RECORD THE 'OTHER' ANSWER GIVEN
- Otherfir [ASK IF CausFire = Other]
Could you describe to me in a little more detail what the cause of the last fire was?
1. Blow lamps
 2. Candles
 3. Vehicle fires (wiring etc)
 4. Natural occurrences (lightning etc)
 3. Bonfires
 4. Fireworks
 5. Barbecue
 6. Other
- Xotherfi [ASK IF Otherfir = Other]
INTERVIEWER RECORD THE 'OTHER' ANSWER GIVEN
- FirStar1 [ASK IF YES TO AnyFire OR HomeFire]
Did the fire first start inside or outside the house?
1. Inside the house
 2. Outside the house
- InsidFi1 [ASK IF FifStar1 = **INSIDE** home]
Where inside the house did the fire begin?
1. Kitchen
 2. Lounge, living room, dining room
 3. Bedroom
 4. Bedsitter (bedsitting room)
 5. Hallway or landing
 6. Elsewhere in house
- XInsidF1 [ASK IF ELSEWHERE IN InsidFi1]
INTERVIEWER: RECORD 'OTHER' ANSWER GIVEN
- OutSidH1 [ASK IF Firstar1 = **OUTSIDE** home]
Where outside the house did the fire begin?
1. Garage - freestanding not attached to house
 2. Garage - built onto house
 3. Shed or greenhouse
 4. Garden
 5. Dustbin
 6. Elsewhere outside house

- XOutSid1 [ASK IF ELSEWHERE IN OutSidH1]
INTERVIEWER: RECORD 'OTHER' ANSWER
- FirSpr1a [ASK IF INFORMANT STATED WHERE **INSIDE** THE HOUSE THE FIRE STARTED, BUT NOT IF THEY SAID OTHER IN InsidFi1]
Did the fire spread beyond the \$InSidFi1?
1. Yes
 2. No
- FirSpr1b [IF INFORMANT SAID OTHER IN InsidFi1, ASK...]
Did the fire spread beyond the \$XInsidF1?
1. Yes
 2. No
- FirSpr1c [ASK IF INFORMANT STATED WHERE **OUTSIDE** THE HOUSE THE FIRE STARTED, BUT NOT IF THEY SAID OTHER IN OutSidH1]
Did the fire spread beyond the \$OutSidH1?"
1. Yes
 2. No
- FirSpr1d [IF INFORMANT SAID OTHER IN OutSidH1, ASK...]
Did the fire spread beyond the \$XOutSid1?
1. Yes
 2. No
- WhoDisc1-
Whodisc3 [ASK IF YES IN AnyFire OR HomeFire]
Who first discovered the fire?
CODE ALL THAT APPLY
1. Respondent
 2. Someone else living in the/your household
 3. Another person
- HowDisc1
Howdisc6 [ASK IF Whodisc 1 to 3]
How did they discover the fire? SHOW CARD F2
CODE ALL THAT APPLY
1. Smoke alarm went off
 2. Smelled smoke
 3. Pet alerted them (eg barking dog)
 4. They were in the room when it started
 5. Just happened to find it
 6. Other
- XhowDisc [ASK IF HowDisc= Other]
INTERVIEWER RECORD OTHER ANSWER GIVEN

BCS 2000 Fires in the home

- Smkalar [ASK IF NOT Smoke alarm at HowDisc]
Was there a smoke alarm installed at the time of the last fire?
1. Yes
 2. No
- SmkAlar2 [ASK IF Smkalar=1]
Did the smoke alarm go off at all because of the fire?
1. Yes
 2. No
- Smkalar3 [Ask IF Smkalar2=2]
Why didn't the smoke alarm go off?
1. No battery installed/not working
 2. Fire too far away from the smoke alarm
 3. Fire put out before smoke alarm triggered
 4. Don't know
- FBrigCal [ASK IF YES TO AnyFire OR Home Fire]
Was the Fire Brigade called?
1. Yes
 2. No
- FireFig [ASK IF YES TO FBrigCal]
Did anyone other than the Fire Brigade fight the fire?
1. Yes
 2. No
- ExtFire1- [ASK IF FBrigCal=No OR FireFig=YES]
(Apart from any used by the Fire Brigade) What methods were used to try to put out the fire?
- ExtFire9 CODE ALL THAT APPLY
1. Fire extinguisher
 2. Fire blanket
 3. Other blanket, cloths, tea towel
 4. Earth or sand
 5. Water
 6. Put outside
 7. Turned power off
 8. Stamped/stubbed out
 9. Went out by itself
 10. Other
 - 11.
- XExtFire [ASK IF OTHER IN ExtFire]
INTERVIEWER: RECORD THE 'OTHER' ANSWER GIVEN

[ASK if someone other than the Brigade tackled the fire and it did not go out by itself ie ASK IF (Fbrigal=No or FireFig=Yes) and (ExtFire WAS NOT WENT OUT BY ITSELF)]

ActExFi0-
ActExFi3 Who actually put the fire out?
CODE ALL THAT APPLY

1. Fire Brigade
2. Respondent
3. Someone else living in the/your household
4. Someone from outside the home
5. Went out by itself

ActEx2 [ASK if only the Brigade tackled the fire Firefig=No]
Did the Fire Brigade actually put the fire out or did it go out by itself?

1. Fire Brigade
2. Went out by itself

MainExt [ASK IF RESPONDENT, OTHER HH MEMBER OR SOMEONE FROM OUTSIDE THE HOME IN ANY ActExFi0-3 AND MULTICODED AT EXTFIRE]

What was the main thing that put the fire out?

1. Fire extinguisher
2. Fire blanket
3. Other blanket, cloths, tea towel
4. Earth or sand
5. Water
6. Put outside
7. Turned power off
8. Stamped/stubbed out
9. Other

XMainExt [ASK IF OTHER IN MainExt]
INTERVIEWER: RECORD 'OTHER' ANSWER GIVEN

Fireinj1-
Freinj8 [ASK IF YES TO AnyFire OR HomeFire] Show card F3.
Did you or anyone else in your household suffer any of these injuries as a result of this fire? Please include injuries that were caused in trying to put the fire out or in trying to escape from the fire.

SHOW CARD F3 CODE ALL THAT APPLY

1. Bruises
2. Scratches
3. Cuts
4. Broken bones
5. Scalds
6. Burns
7. Smoke inhalation
8. Other injuries
9. No one in household injured

- Firedoc** [ASK IF Fireinj= 1 to 8]
Can I just check, did you or anyone else in your household have attention from a doctor or nurse as a result of the fire?
1. Yes
 2. No
- Firehosp** [ASK IF YES TO Firedoc]
Did you or anyone else in your household go to hospital for treatment?
1. Yes
 2. No
- HhdInsur** [ASK IF YES TO AnyFire OR HomeFire]
At the time of the last fire did you have household insurance that covered the cost of the fire damage?
1. Yes
 2. No
- Claimfir** [ASK IF YES TO Hhdinsur]
Did you or anyone else in your household make a claim for damage caused by the fire?
1. Yes
 2. No
 - 3.
- FirDamag** [ASK IF YES TO AnyFire OR HomeFire]
What was the total cost of the damage done by the fire?
- 0..9999999
- FireSaf1-
FireSaf5** [ASK ALL] SHOW CARD F4
Thinking about fire safety in the home, do you currently have any of these fire safety measures in your home? CODE ALL THAT APPLY
1. Smoke alarm – battery operated
 2. Smoke alarm – mains/electricity operated
 4. Smoke alarm – unsure how operated
 5. Fire blanket
 6. Fire extinguisher
 7. Other fire safety measures
 8. None of these
- Xfiresaf** ASK IF OTHER IN FireSafe]
INTERVIEWER: RECORD 'OTHER' ANSWER GIVEN

Index

ActEx2	7	InsidFi1	3, 4
ActExFi0	7	MainExt	7
AnyFire	1, 3, 4, 6, 7, 9	MatchAcc	2
CausFire	1, 2, 3	NumFires	1
Chilfire	2	Otherfir	3
Claimfir	9	OutSidH1	3, 4
CookAcc	1, 2	Smkalar.....	6
Electric	2	Smkalar2.....	6
ExtFire1	6	SmkAalar2	6
ExtFire9	6	Smkalar3.....	6
FBrigCal.....	6	SmokMat	2
FirDamag	9	WhoDisc1	4
Firedoc	9	XcookAcc	2
FireFig.....	6, 7	Xelectri	2
Firehosp.....	9	XExtFire	6
Fireinj1	7	Xfiresaf	9
FireSaf1	9	Xheating	3
FirSpr1a	4	XhowDisc	5
FirSpr1b	4	XInsidF1	3
FirSpr1c	4	XMainExt	7
FirSpr1d	4	XmatchAc.....	2
FirStar1	3	Xotherfi.....	3
Heating.....	1, 3	XOutSid1	4
HhdInsur	9	XsmokMat	2
HomeFire	1, 3, 4, 7, 9		
HowDisc1	4		

DEMOGRAPHICS

	Page
F.1 Health and drinking	1
F.2 Respondent's employment	2
F.3 Head of household's employment	4
F.4 Other characteristics	7

F.1 Health and drinking

GenHealt

[ASK ALL]

I would now like to ask you for a few further details about yourself and your household.

How is your health in general? Would you say it is...READ OUT

1. Very good
2. Good
3. Fair
4. Bad
5. or Very Bad

Illness

[ASK ALL]

Do you have any long-standing illness, disability or infirmity? By long-standing I mean anything that has troubled you over a period of time or that is likely to affect you over a period of time?

1. Yes
2. No

Limits

[ASK IF Illness = Yes]

Does this illness or disability (Do any of these illnesses or disabilities) limit your activities in any way?

1. Yes
2. No

OftDrink

[ASK ALL]

CARD D1

How often do you usually drink alcohol, whether it's wine, beer, spirits or any other kind of drink containing alcohol?

1. Once or more a day
2. 5 or 6 days a week
3. 3 or 4 days a week
4. 1 or 2 days a week
5. 2 or 3 times a month
6. About once a month
7. Less than once a month
8. Less than once a year
9. Never

Drinking

[ONLY APPLIES IF OftDrink IS NE NEVER]

CARD D2

On the days when you do drink alcohol, on average how many units of alcohol do you have in a day?

(What we mean by a unit of alcohol is 1/2 pint of beer, a glass of wine, or a single measure of spirit or liqueur).

1..50

AnySmoke

Do you or does anyone else in your household smoke cigarettes, cigars or a pipe?

1. Yes
2. No

F.2 Respondent's employment
 [QUESTIONS ARE ASKED OF THE RESPONDENT IF THE RESPONDENT IS NOT THE HEAD OF HOUSEHOLD]

Work I would now like to talk about your employment.
 Did you do any paid work in the seven days ending last Sunday, either as an employee or self-employed?
 INCLUDE ANY PAID WORK FOR ANY NUMBER OF HOURS.
 NOTE: ON HOLIDAY FROM JOB = WORK.

1. Yes
2. No

LastWk [ASK IF Work NE Yes]
 CARD D3 Which of these best describes what you were doing last week?

1. ...on government scheme for employment training
2. ...doing unpaid work in own/a relative's business
3. ...waiting to take up a job that you had already obtained
4. ...looking for paid work or a government training scheme
5. ...intending to look for work but prevented by temporary sickness or injury [CHECK 28 DAYS OR LESS]
6. ...full-time student
7. ...permanently unable to work because of long-term sickness or disability [USE ONLY FOR MEN AGED 16-64 AND WOMEN AGED 16-59]
8. ...retired from paid work [FOR WOMEN CHECK AGE STOPPED WORK AND USE THIS CODE ONLY IF STOPPED WHEN 50 OR OVER]
9. ...looking after the home or family
10. ...or doing something else

XWork [ASK IF OTHER IN LastWk]
 INTERVIEWER: RECORD THE ACTIVITY IN LAST WEEK.

Infstudy [ASK IF Work=YES or LastWk ne Student]
 Can I just check are you a full-time student at college or university?

1. Yes
2. No

InfEverW [ASK IF LastWk = RESPONSE]
 Can I just check, have you ever had a paid job?

1. Had a job in the past
2. Has never worked in paid job

LastJob [ASK ONLY IF EverW = 'Had a job in the past']
 I would now like to ask you some questions about the last main job you did.

1. Continue

BCS 2000 Demographic Questionnaire

- FtPt** [ASK IF Work = yes]
In your (main) job were you working...
1. ...full-time
 2. ...or part-time?
- Industry** [ASK IF Work=Yes OR EverW=Had a job in the past]
What does the firm/organisation you work(ed) for mainly make or do at the place where you work(ed)?
Text: Maximum 100 characters
- JobTitle** [ASK IF Work=Yes OR EverW=Had a job in the past]
What [is/was] your (main) job [in the week ending last Sunday]?
ENTER JOB TITLE
Text: Maximum 100 characters
- JobDescr** [ASK IF Work=Yes OR EverW=Had job in the past]
What [do/did] you mainly do in your job?
CHECK SPECIAL QUALIFICATIONS/TRAINING NEEDED TO DO THE JOB.
Text: Maximum 120 characters
- SelfEmp** [ASK IF Work=Yes OR EverW=Had job in the past]
[Are/were] you working as an employee or [are/were] you self-employed?
1. Employee
 2. Self-employed
- EmpStat** [ASK IF SelfEmp=Employee]
[Do/did] you have any managerial duties or [are/were] you supervising any other employees?
1. Manager
 2. Foreman/supervisor
 3. Not manager/supervisor
- NEmplee** [ASK IF SelfEmp=Employee]
How many employees [are/were] there at the place where you work(ed)?
1. 1-24
 2. 25-499
 3. 500 or more
- SNEmp100** [ASK IF SelfEmp=Self Employed]
[Are/were] you working on your own or [do/did] you have employees?
1. On own/with partner(s) but no employees
 2. With employees
- SNEmp000** [ASK IF SNEmp100 = Yes]
How many people [do/did] you employ at the place where you work(ed)
1. 1-24
 2. 25 or more

- F.3 Head of household's employment**
 [NEXT SET OF QUESTIONS ARE ASKED OF HEAD OF HOUSEHOLDS OCCUPATION. REFERS TO THE HEAD OF HOUSEHOLD WHETHER OR NOT THE HEAD OF HOUSEHOLD IS THE RESPONDENT]
- HOHIntro** I would now like to talk about (HoH's) employment.
- Workhoh** I would now like to talk about [HOH's] employment.
 Did [he/she] do any paid work in the seven days ending last Sunday, either as an employee or self-employed?
 INCLUDE ANY PAID WORK FOR ANY NUMBER OF HOURS.
 NOTE: ON HOLIDAY FROM JOB = WORK.
1. Yes
 2. No
- HLastWk** [ASK IF Workhoh NE Yes]
 CARD D3
 Which of these best describes what [HOH] was doing last week?
1. ...on government scheme for employment training.
 2. ...doing unpaid work in own/a relative's business.
 3. ...waiting to take up a job that you had already obtained.
 4. ...looking for paid work or a government training scheme.
 5. ...intending to look for work but prevented by temporary sickness or injury [CHECK 28 DAYS OR LESS]
 6. ...full-time student
 7. ...permanently unable to work because of long-term sickness or disability [USE ONLY FOR MEN AGED 16-64 AND WOMEN AGED 16-59]
 8. ...retired from paid work [FOR WOMEN CHECK AGE STOPPED WORK AND USE THIS TO CODE ONLY IF STOPPED WHEN 50 OR OVER]
 9. ...looking after the home or family
 10. ...or doing something else?
- XWorkHoh** [ASK IF OTHER IN HLastWk]
 INTERVIEWER: RECORD THE ACTIVITY IN LAST WEEK.
- Hohstudy** [ASK IF Work=YES or LastWk ne Student]
 Can I just check is [HOH] a full-time student at college or university?
- HohEverW** [ASK IF HLastWk = RESPONSE]
 Can I just check, has [HOH] ever had a paid job?
1. Had a job in the past
 2. Has never worked in paid job
- HLastJob** [ASK ONLY IF hohEverW = 'Had a job in the past']
 I would now like to ask you some questions about the last main job [HOH] did.
1. Continue

BCS 2000 Demographic Questionnaire

- hFtPt [ASK IF Workhoh = Yes]
In [HOH's] (main) job was [he/she] working...
1. ...full-time
 2. ...part-time?
- HoHIndus [ASK IF Workhoh =Yes OR hohEverW=Had job in the past]
What does the firm/organisation [HOH] work(ed) mainly make or do at the place where [he/she] work(ed)?
Text: Maximum 100 characters
- HohJob [ASK IF Workhoh =Yes OR hohEverW=Had job in the past]
What [is/was] [HOH's] (main) job [in the week ending last Sunday]?
ENTER JOB TITLE
Text: Maximum 100 characters
- HohJobDc [ASK IF Workhoh =Yes OR hohEverW=Had job in the past]
What [does/did] [HOH] mainly do in [his/her] job?
CHECK SPECIAL QUALIFICATIONS/TRAINING NEEDED TO DO THE JOB.
Text: Maximum 100 characters
- HohSelf [ASK IF Workhoh =Yes OR hohEverW=Had job in the past]
[Is/Was] [he/she] working as an employee or [is/was] [he/she] self-employed?
1. Employee
 2. Self-employed
- hEmpStat [ASK IF HohSelfE=Employee)
[Does/did] [HOH] have any managerial duties or [is/was] [he/she] supervising any other employees?
1. Manager
 2. Foreman or supervisor
 3. Not manager/supervisor
- hNEmplee [ASK IF HohSelfE=Employee]
How many employees [are/were] there at the place where [HOH] work(ed)?
1. 1-24
 2. 25-499
 3. 500 or more
- SNEmp101 [ASK IF HohSelfE=Self Employed]
[Is/was] [HOH] working on [his/her] own or [does/did] [he/she] have employees?
1. On own/with partner(s) but no employees
 2. With employees
- SNEmp001 [ASK IF hSNEmp1 = Yes]
How many people [does/did] [he/she] employ at the place where [he/she] work(ed)?
1. 1-24
 2. 25 or more

MODULE FOR HEALTH AND SAFETY EXECUTIVE ON VIOLENCE AT WORK

- Violi** The next few questions are about violent or threatening behaviour by members of the public, including children, at your workplace.
- Wthrwk** [ASK IF RESPONDENT IN WORK IN THE LAST WEEK, ON GOV SCHEME OR WORKING UNPAID]
How worried are you about being threatened by a member of the public while you are at work? Please include threats by telephone, in writing or in person.
SHOW CARD D4.
1. Very worried
 2. Fairly worried
 3. Not very worried
 4. Not at all worried
 5. Never have contact with members of the public at work
- Wasswrk** [ASK IF Wthrwk is codes 1 to 4, 8 or 9]
SHOW CARD D5.
How worried are you about being physically attacked by a member of the public while you are at work?
1. Very worried
 2. Fairly worried
 3. Not very worried
 4. Not at all worried
 5. Never have face to face contact with members of the public at work
- Whealth** [ASK IF VERY OR FAIRLY WORRIED AT Wasswrk or Wthrwk]
How much does worrying about being attacked/threatened/attacked or threatened at work affect your health?
SHOW CARD D6
1. A great deal
 2. Quite a bit
 3. A little
 4. Not at all
- Thtrwrk** [ASK IF 1-4, 8 or 9 on Wthrwk]
SHOW CARD D7
And how likely do you think you are to be threatened by a member of the public while you are at work in the next year, whether over the telephone, in writing or in person?
1. Very likely
 2. Fairly likely
 3. Fairly unlikely
 4. Very unlikely
- Asswrk** [ASK IF 1-4, 8 or 9 on Wasswrk]
SHOW CARD D7
How likely do you think you are to be physically attacked by a member of the public while you are at work in the next year?
1. Very likely
 2. Fairly likely
 3. Fairly unlikely
 4. Very unlikely

Viotrai1-
Viotrai2

[ASK IF RESPONDENT IN WORK IN THE LAST WEEK, ON GOV SCHEME OR WORKING UNPAID]

In your current job, have you received any advice or training about how to deal with violent or threatening behaviour in the workplace?

Code all that apply. PROBE Was that formal training or advice. Multiple response.

1. Yes – formal training
2. Yes – informal advice from colleagues/managers
3. No training or advice

F.4 Other characteristics

Educint

[ASK ALL] CARD D8

Do you have any of the qualifications listed on this card?

1. Yes
2. No

Educat2

[ASK IF EDUCAT1=1] CARD D8

Starting from the top, please look down the list of qualifications on this card and tell me the number of the first one you come to that you have passed.

ENTER CODE FROM CARD 1..9

1. Higher degree/postgraduate qualifications
2. First degree (include B.Ed)
Postgraduate Diplomas/Certificates (Include. PGCE) Professional qualifications at degree level (e.g. chartered accountant/surveyor) NVQ/SVQ Level 4 or 5
3. Diplomas in higher education/other H.E qualifications
HNC/HND/BTEC Higher
Teaching qualifications for schools/further education (below degree level)
Nursing/other medical qualifications (below degree level)
RSA Higher Diploma
4. A/AS levels/ SCE higher / Scottish Certificate 6th Year Studies
NVQ/SVQ/GSVQ level 3 / GNVQ advanced
ONC/OND/BTEC National
City and Guilds Advanced Craft / Final level / Part III
RSA Advanced Diploma
5. Trade Apprenticeships
6. O level/GCSE grade A-C / SCE Standard/Ordinary grades 1-3
CSE Grade 1
NVQ / SVQ /GSVQ level 2 / GNVQ intermediate
BTEC / SCOTVEC first / general diploma
City and Guilds Craft/Ordinary level/Part II / RSA Diploma
7. O level / GCSE grade D-G / SCE Standard/Ordinary below grade 3
CSE Grades 2-5
NVQ / SVQ / GSVQ level 1 / GNVQ foundation
BTEC / SCOTVEC first / general certificate
City and Guilds part 1 / RSA Stage I / II / III
SOCTVEC modules / Junior certificate
9. Other qualifications (include. overseas)

Ethnicid [ASK ALL]
 CARD D9
 To which of these groups do you consider you belong?

1. White
2. Black-Caribbean
3. Black-African
4. Black-Other Black Groups
5. Indian
6. Pakistani
7. Bangladeshi
8. Chinese
9. Mixed race
10. None of these

Tenure [ASK ALL]
 CARD D10
 In which of these ways do you occupy this accommodation?

1. Own it outright
2. Buying it with the help of a mortgage or loan
3. Pay part rent and part mortgage (shared ownership)
4. Rented from Local authority/council/New Town Development
5. Rented from housing association/co-operative/charitable trust
6. Rented (unfurnished) from private landlord
7. Rented (furnished) from private landlord
1. Tied to job
2. Live here rent-free (inc. rent-free in relative/friend's property; excluding squatting)
10. Squatting
11. Other

Agehouse [ASK ALL]
 When was this building first built?

1. Before 1919.
2. Between 1919 and 1944
3. Between 1945 and 1964
4. Between 1965 and 1984
5. 1985 or later
6. Don't know but after 1944

ManagHh [ASK ALL]
Thinking of how your household is managing on the total household income at the moment, would you say it was....READ OUT

1. ...managing quite well, able to save or spend on leisure
2. ...just getting by, unable to save if wanted to
3. ...getting into difficulties

TotHhInc [ASK ALL]
CARD D11
The next question is on income. We want to know if this influences people's experience of crime. Choose the number from this card which represents the group in which you would place your TOTAL HOUSEHOLD INCOME in the last year, from all sources BEFORE tax and other deductions.
(EXPLAIN IF NECESSARY: GROSS INCOME FOR LAST TWELVE MONTHS)

1. Under £2,500
2. £2,500-£4,999
3. £5,000-£9,999
4. £10,000-£14,999
5. £15,000-£19,999
6. £20,000-£29,999
7. £30,000-£49,999
8. £50,000 or more
9. SPONTANEOUS Nothing

Index

Agehouse.....	11	JobTitle.....	4
AnySmoke.....	1	LastJob.....	2
Asswrk.....	8	LastWk.....	2, 5
Drinking.....	1	Limits.....	1
Educat2.....	10	ManagHh.....	12
Educint.....	10	NEMpree.....	4
EmpStat.....	4	OftDrink.....	1
Ethnicid.....	11	SelfEmp.....	4
FtPt.....	4	SNEmp000.....	4
GenHealt.....	1	SNEmp001.....	7
hEmpStat.....	7	SNEmp100.....	4
hFtPt.....	7	SNEmp101.....	7
HLastJob.....	5	Tenure.....	11
HLastWk.....	5	Thrtwrk.....	8
hNEMpree.....	7	TotHhInc.....	12
HohEverW.....	5	Violi.....	8
HoHIndus.....	7	Viotrail.....	10
HOHIntro.....	5	Wasswrk.....	8
HohJob.....	7	Whealth.....	8
HohJobDc.....	7	Work.....	2, 4, 5
HohSelf.....	7	Workhoh.....	5
Hohstudy.....	5	Wthrwk.....	8
Illness.....	1	XWork.....	2
Industry.....	4	XWorkHoh.....	5
InfEverW.....	2		
JobDescr.....	4		

DRUGS SELF-COMPLETION

	Page
G.1 Whether respondent has heard of various drugs	1
G.2 Whether the respondent has ever taken drugs	3
G.3 Whether the respondent has taken drugs in the last 12 months	5
G.4 Whether the respondent has taken drugs in the last month	7

[ALL RESPONDENTS AGED 16-59]

- NonResp** [ASK ALL]
 The next questions are for you to answer yourself. Instructions about which keys you need to press to answer the questions will be shown on the computer screen. If you press the wrong key, I (the interviewer) can tell you how to change the answer.
 HAS THE INFORMANT ACCEPTED THE SELF-COMPLETION?
1. Self-completion accepted
 2. Self-completion refused
 3. Completed by interviewer
- WhyRefD0-** [ONLY APPLIES TO THOSE RESPONDENTS WHO REFUSE THE SELF-COMPLETION]
- WhyRefD2** INTERVIEWER - CODE REASON(S) WHY INFORMANT REFUSED:
 SET [3] of
1. Didn't like computer
 2. Eyesight problems
 3. Other disability
 4. Objected to subject
 5. Worried about confidentiality
 6. Could not read/write
 7. Ran out of time
 8. Language problems
 9. Couldn't be bothered
 10. Other (Specify at next question)
- XWhyRefD** [IF OTHER REASON, SPECIFY]
- IF INFORMANT ACCEPTS THE SELF-COMPLETION HE/SHE WILL THEN BE ASKED THE FOLLOWING QUESTIONS
- ScIntro** The following questions all ask you to choose one answer from those listed on the screen. Please choose your answer by PRESSING THE NUMBER NEXT TO THE ANSWER YOU WANT TO GIVE and THEN PRESSING THE LARGE KEY WITH THE RED STICKER.
 Please ask the interviewer if you want any help.
 Now PRESS 1 and THEN the key with the RED STICKER to continue
- G.1** **Whether respondent has heard of various drugs**
- DRQ1** The following questions are about drugs.
 Please answer them honestly. THE ANSWERS YOU GIVE ARE COMPLETELY CONFIDENTIAL.
 Have you HEARD of AMPHETAMINES (SPEED, WHIZZ, UPPERS, BILLY)?
1. Yes
 2. No

DRQ2 Have you HEARD of CANNABIS (MARIJUANA, GRASS, HASH, GANJA, BLOW, DRAW, SKUNK, WEED, SPLIFF)?

1. Yes
2. No

DRQ3 Have you HEARD of COCAINE/COKE?

1. Yes
2. No

DRQ4 Have you HEARD of CRACK/ROCK/STONES?

1. Yes
2. No

DRQ5 Have you HEARD of ECSTASY ('E')?

1. Yes
2. No

DRQ6 Have you HEARD of HEROIN (SMACK, SKAG, 'H', BROWN)?

1. Yes
2. No

DRQ7 Have you HEARD of LSD or ACID?

1. Yes
2. No

DRQ8 Have you HEARD of MAGIC MUSHROOMS?

1. Yes
2. No

DRQ9 Have you HEARD of METHADONE or PHYSEPTONE?

1. Yes
2. No

DRQ10 Have you HEARD of SEMERON?

1. Yes
2. No

DRQ11 Have you HEARD of TRANQUILLIZERS (TEMAZEPAM, VALIUM)?

1. Yes
2. No

DRQ12 Have you HEARD of AMYL NITRITE (POPPERS)?

1. Yes
2. No

DRQ13 Have you HEARD of ANABOLIC STEROIDS (STEROIDS)?

1. Yes
2. No

G.2 Whether the respondent has ever taken drugs

SIntroA The following questions ask whether or not you have ever used drugs. At the end, there are a couple of questions about substances you may have taken, not knowing what they were called. Please do not include drugs that you have taken, or are taking on a doctor's prescription.

PRESS 1 to answer YES

PRESS 2 to answer NO

PRESS 3 if you do not want to answer the question

Now PRESS 1 and then the key with the RED STICKER to continue.

[N.B. THE INFORMANT ONLY GETS ASKED ABOUT THOSE DRUGS WHICH HE/SHE HAS HEARD ABOUT]

DRQ1A Have you EVER taken AMPHETAMINES (SPEED, WHIZZ, UPPERS, BILLY) even if it was a long time ago?

1. Yes
2. No
3. Don't want to answer

DRQ2A Have you EVER taken CANNABIS (MARIJUANA, GRASS, HASH, GANJA, BLOW, DRAW, SKUNK, WEED, SPLIFF) even if it was a long time ago?

1. Yes
2. No
3. Don't want to answer

DRQ3A Have you EVER taken COCAINE/COKE even if it was a long time ago?

1. Yes
2. No
3. Don't want to answer

DRQ4A Have you EVER taken CRACK/ROCK/STONES even if it was a long time ago?

1. Yes
2. No
3. Don't want to answer

DRQ5A Have you EVER taken ECSTASY ('E') even if it was a long time ago?

1. Yes
2. No
3. Don't want to answer

DRQ6A Have you EVER taken HEROIN (SMACK, SKAG, 'H', BROWN) even if it was a long time ago?

1. Yes
2. No
3. Don't want to answer

DRQ7A Have you EVER taken LSD or ACID even if it was a long time ago?

1. Yes
2. No
3. Don't want to answer

DRQ8A Have you EVER taken MAGIC MUSHROOMS even if it was a long time ago?

1. Yes
2. No
3. Don't want to answer

DRQ9A Have you EVER taken METHADONE or PHYSEPTONE (not prescribed by a doctor) even if it was a long time ago?

1. Yes
2. No
3. Don't want to answer

DRQ10A Have you EVER taken SEMERON even if it was a long time ago?

1. Yes
2. No
3. Don't want to answer

DRQ11A Have you EVER taken TRANQUILLIZERS (TEMAZEPAM, VALIUM) (not prescribed by a doctor) even if it was a long time ago?

1. Yes
2. No
3. Don't want to answer

DRQ12A Have you EVER taken AMYL NITRITE (POPPERS) even if it was a long time ago?

1. Yes
2. No
3. Don't want to answer

DRQ13A Have you EVER taken ANABOLIC STEROIDS (STEROIDS) even if it was a long time ago?

1. Yes
2. No
3. Don't want to answer

DRQ14A Have you EVER taken GLUES, SOLVENTS, GAS OR AEROSOLS (TO SNIFF OR INHALE)?

1. Yes
2. No
3. Don't want to answer

DRQ15A Apart from anything you have already mentioned have you EVER taken PILLS OR POWDERS (not prescribed by a doctor) when you didn't know what they were?

1. Yes
2. No
3. Don't want to answer

DRQ16A Apart from anything you have already mentioned, have you EVER SMOKED SOMETHING (excluding tobacco) when you didn't know what it was?

1. Yes
2. No
3. Don't want to answer

DRQ17A Apart from anything else you have already mentioned, have you EVER taken ANYTHING ELSE THAT YOU THOUGHT WAS A DRUG (not prescribed by a doctor) when you didn't know what it was?

1. Yes
2. No
3. Don't want to answer

G.3 Whether the respondent has taken drugs in the last 12 months

[N.B. THE FOLLOWING QUESTIONS ARE ONLY ASKED IF THE INFORMANT ANSWERED THAT THEY HAD PREVIOUSLY TAKEN THE NAMED DRUG IN THE SECTION ABOVE]

DRQ1B In the last 12 MONTHS have you taken AMPHETAMINES (SPEED, WHIZZ, UPPERS, BILLY)?

1. Yes
2. No
3. Don't want to answer

DRQ2B In the last 12 MONTHS have you taken CANNABIS (MARIJUANA, GRASS, HASH, GANJA, BLOW, DRAW, SKUNK, WEED, SPLIFF)?

1. Yes
2. No
3. Don't want to answer

DRQ3B In the last 12 MONTHS have you taken COCAINE/COKE?

1. Yes
2. No
3. Don't want to answer

DRQ4B In the last 12 MONTHS have you taken CRACK/ROCK/STONES?

1. Yes
2. No
3. Don't want to answer

DRQ5B In the last 12 MONTHS have you taken ECSTASY ('E')?

1. Yes
2. No
3. Don't want to answer

DRQ6B In the last 12 MONTHS have you taken HEROIN (SMACK, SKAG,'H', BROWN)?

1. Yes
2. No
3. Don't want to answer

DRQ7B In the last 12 MONTHS have you taken LSD/ACID?

1. Yes
2. No
3. Don't want to answer

DRQ8B In the last 12 MONTHS have you taken MAGIC MUSHROOMS?

1. Yes
2. No
3. Don't want to answer

DRQ9B In the last 12 MONTHS have you taken METHADONE OR PHYSEPTONE (not prescribed by a doctor)?

1. Yes
2. No
3. Don't want to answer

DRQ10B In the last 12 MONTHS have you taken SEMERON?

1. Yes
2. No
3. Don't want to answer

DRQ11B In the last 12 MONTHS have you taken TRANQUILLIZERS (TEMAZEPAM, VALIUM) (not prescribed by a doctor)?

1. Yes
2. No
3. Don't want to answer

DRQ12B In the last 12 MONTHS have you taken AMYL NITRITE (POPPERS)?

1. Yes
2. No
3. Don't want to answer

DRQ13B In the last 12 MONTHS have you taken ANABOLIC STEROIDS (STEROIDS)?

1. Yes
2. No
3. Don't want to answer

DRQ14B In the last 12 MONTHS have you taken GLUES, SOLVENTS, GAS OR AEROSOLS (TO SNIFF OR INHALE)?

1. Yes
2. No
3. Don't want to answer

DRQ15B Apart from anything you have already mentioned, in the last 12 MONTHS have you taken PILLS OR POWDERS (not prescribed by a doctor) when you didn't know what they were?

1. Yes
2. No
3. Don't want to answer

DRQ16B Apart from anything you have already mentioned, in the last 12 MONTHS have you SMOKED SOMETHING (excluding tobacco) when you didn't know what it was?

1. Yes
2. No
3. Don't want to answer

DRQ17B Apart from anything you have already mentioned, in the last 12 MONTHS have you taken ANYTHING ELSE THAT YOU THOUGHT WAS A DRUG (not prescribed by a doctor) when you didn't know what it was?

1. Yes
2. No
3. Don't want to answer

G.4 Whether the respondent has taken drugs in the last month

[N.B. THE FOLLOWING QUESTIONS ARE ONLY ASKED IF THE INFORMANT ANSWERED THAT THEY HAD PREVIOUSLY TAKEN THE NAMED DRUG IN THE LAST TWELVE MONTHS]

DRQ1C In the LAST MONTH have you taken AMPHETAMINES (SPEED, WHIZZ, UPPERS, BILLY?)

1. Yes
2. No
3. Don't want to answer

DRQ2C In the LAST MONTH have you taken CANNABIS (MARIJUANA, GRASS, HASH, GANJA, BLOW, DRAW, SKUNK, WEED, SPLIFF)?

1. Yes
2. No
3. Don't want to answer

DRQ3C In the LAST MONTH have you taken COCAINE/COKE?

1. Yes
2. No
3. Don't want to answer

DRQ4C In the LAST MONTH have you taken CRACK/ROCK/STONES?

1. Yes
2. No
3. Don't want to answer

DRQ5C In the LAST MONTH have you taken ECSTASY ('E')?

1. Yes
2. No
3. Don't want to answer

DRQ6C In the LAST MONTH have you taken HEROIN (SMACK, SKAG, 'H', BROWN)?

1. Yes
2. No
3. Don't want to answer

DRQ7C In the LAST MONTH have you taken LSD/ACID?

1. Yes
2. No
3. Don't want to answer

DRQ8C In the LAST MONTH have you taken MAGIC MUSHROOMS?

1. Yes
2. No
3. Don't want to answer

DRQ9C In the LAST MONTH have you taken METHADONE OR PHYSEPTONE (not prescribed by a doctor)?

1. Yes
2. No
3. Don't want to answer

DRQ10C In the LAST MONTH have you taken SEMERON?

1. Yes
2. No
3. Don't want to answer

DRQ11C In the LAST MONTH have you taken TRANQUILLIZERS (TEMAZEPAM, VALIUM) (not prescribed by a doctor)?

1. Yes
2. No
3. Don't want to answer

DRQ12C In the LAST MONTH have you taken AMYL NITRITE (POPPERS)?

1. Yes
2. No
3. Don't want to answer

DRQ13C In the LAST MONTH have you taken ANABOLIC STEROIDS (STEROIDS)?

1. Yes
2. No
3. Don't want to answer

DRQ14C In the LAST MONTH have you taken GLUES, SOLVENTS, GAS OR AEROSOLS (TO SNIFF OR INHALE)?

1. Yes
2. No
3. Don't want to answer

DRQ15C Apart from anything you have already mentioned, in the LAST MONTH have you taken PILLS OR POWDERS (not prescribed by a doctor) when you didn't know what they were?

1. Yes
2. No
3. Don't want to answer

DRQ16C Apart from anything you have already mentioned, in the LAST MONTH have you SMOKED SOMETHING (excluding tobacco) when you didn't know what it was?

1. Yes
2. No
3. Don't want to answer

DRQ17C Apart from anything you have already mentioned, in the LAST MONTH have you taken ANYTHING ELSE THAT YOU THOUGHT WAS A DRUG (not prescribed by a doctor) when you didn't know what it was?

1. Yes
2. No
3. Don't want to answer

XXXXX This is the end of the questions on drugs. Please press 1 and the key with the red sticker to go on to the next section

1. Continue

Index

DRQ1	1	DRQ3A	4
DRQ10	2	DRQ3B	8
DRQ10A	6	DRQ3C	13
DRQ10B	10	DRQ4	2
DRQ10C	15	DRQ4A	4
DRQ11	2	DRQ4B	10
DRQ11A	6	DRQ4C	13
DRQ11B	10	DRQ5	2
DRQ11C	15	DRQ5A	4
DRQ12	2	DRQ5B	10
DRQ12A	6	DRQ5C	13
DRQ12B	11	DRQ6	2
DRQ12C	15	DRQ6A	6
DRQ13	4	DRQ6B	10
DRQ13A	6	DRQ6C	13
DRQ13B	11	DRQ7	2
DRQ13C	15	DRQ7A	6
DRQ14A	8	DRQ7B	10
DRQ14B	11	DRQ7C	13
DRQ14C	15	DRQ8	2
DRQ15A	8	DRQ8A	6
DRQ15B	11	DRQ8B	10
DRQ15C	15	DRQ8C	13
DRQ16A	8	DRQ9	2
DRQ16B	11	DRQ9A	6
DRQ16C	15	DRQ9B	10
DRQ17A	8	DRQ9C	13
DRQ17B	11	NonResp	1
DRQ17C	15	ScIntro	1
DRQ1A	4	SIntroA	4
DRQ1B	8	WhyRefD0	1
DRQ1C	11	WhyRefD2	1
DRQ2	2	XWhyRefD	1
DRQ2A	4		
DRQ2B	8		
DRQ2C	13		
DRQ3	2		

I. SEXUAL VICTIMISATION SELF-COMPLETION

- SxIntr [ASK ALL RESPONDENTS AGED 16-59]
The next set of questions are about sexual victimisation.
The answers you give will be strictly confidential.
Please take your time to think about them.
Now press 1 and the key with the red sticker to continue
- Sx1 [ASK ALL]
Since age 16, has someone, either a stranger or someone you know, used violence, threats or intimidation to force you to do sexual things against your will?
1. Yes
 2. No
 3. Don't want to answer
- Sx2 [ASK ALL]
[Apart from this] since age 16, has someone, either a stranger or someone you know, used violence, threats or intimidation to force you to have sexual intercourse against your will?
By sexual intercourse we mean either vaginal or anal penetration
1. Yes
 2. No
 3. Don't want to answer
- Sx3 [ASK ALL]
[Apart from this] since age 16, has someone, either a stranger or someone you know, ever attempted to force you to have sexual intercourse or make you do sexual things against your will?
1. Yes
 2. No
 3. Don't want to answer
- RaTime [IF (Sx1 = Yes) OR (Sx2 = Yes) OR (Sx3 = Yes)]
You said that you had been forced to do sexual things/you had been forced to have sexual intercourse/someone had tried to force you to have sexual intercourse or to do sexual things against your will.
How many times [has this/ altogether have these things] happened?
1. Once
 2. Twice
 3. Three or more times
- RaHapp [IF (Sx1 = Yes) OR (Sx2 = Yes) OR (Sx3 = Yes)]
[Has this/Have any of these things] happened in the last 12 months since [month/year]?
1. Yes
 2. No

RaYear [ASK IF (RaHapp = Yes) AND IF ANYTHING OCCURED MORE THAN ONCE]
How many times have these things]happened in the last 12 months altogether?

1. Once
2. Twice
3. Three or more times

RaAge [ASK IF RaHapp = No]
What age were you [when this/the last time this/the last time any of these] last happened?
PLEASE TYPE IN AGE [16..97]

RaIntro [ASK IF Sx1=yes or Sx2=yes or Sx3=yes]
The next few questions are about what actually happened.
They are very personal but we hope you will feel able to answer them.
(Now Press 1 and the key with the red sticker to continue)

RaVerbal
[Thinking about the last time this happened,] were you verbally threatened, intimidated or blackmailed?

1. Yes
2. No

RaThrt1 [ASK IF RaVerbal = Yes]
[Thinking about the last time this happened,] were you threatened with violence either to you or to someone close to you?

1. Yes
2. No

RaForce
[Thinking about the last time this happened] was physical force or violence used against you (for example, were you hit, punched or held down)?

1. Yes
2. No

RaInter [ASK IF Sx1=yes or Sx2=yes or Sx3=yes]
[Thinking about the last time this happened,] were you forced to have sexual intercourse?
By sexual intercourse we mean either vaginal or anal penetration.

1. Yes
2. No
3. Don't want to answer

RaInjury [ASK IF Sx1=yes or Sx2=yes or Sx3=yes]]
Were you **physically** injured in any way?

1. Yes
2. No

- RaInj1 [ASK IF RaInjury = Yes]
How **badly** were you **physically** injured?
1. Slightly injured (e.g. bruising or black eye)
 2. Moderately injured (e.g. extensive bruising)
 3. Severely injured (e.g. suffered cuts or broken bones)
 4. Other injury
- Raanger [ASK IF (Sx1 = Yes) OR (Sx2 = Yes) OR (Sx3 = Yes)]
The next few questions are about how you felt after the incident.
Thinking back to how you felt after the incident, did you feel angry?
1. Yes - very
 2. Yes - fairly
 3. Yes - a little
 4. Not at all
- Raupset [ASK IF (Sx1 = Yes) OR (Sx2 = Yes) OR (Sx3 = Yes)]
Did you feel distressed or upset?
1. Yes - very
 2. Yes - fairly
 3. Yes - a little
 4. Not at all
- Rashock [ASK IF (Sx1 = Yes) OR (Sx2 = Yes) OR (Sx3 = Yes)]
Did you feel shocked?
1. Yes - very
 2. Yes - fairly
 3. Yes - a little
 4. Not at all
- Raavoid [ASK IF (Sx1 = Yes) OR (Sx2 = Yes) OR (Sx3 = Yes)]
The next few questions are about how the incident may have affected your lifestyle.
As a result of this experience, [do you or did you] avoid certain places or people?
1. Yes
 2. No
- Ragoout [ASK IF (Sx1 = Yes) OR (Sx2 = Yes) OR (Sx3 = Yes)]
And as a result of this experience, [do you or did you] go out less often than you used to?
1. Yes
 2. No
- Rasec [ASK IF (Sx1 = Yes) OR (Sx2 = Yes) OR (Sx3 = Yes)]
Finally, as a result of this experience, [do you or did you] take any extra personal security measures?
1. Yes
 2. No

- RaNum** [ASK IF (Sx1 = Yes) OR (Sx2 = Yes) OR (Sx3 = Yes)]
The next few questions are about the person(s) involved.
[Still thinking about the last time this happened,] how many people did this to you?
1. One
 2. Two
 3. Three
 4. More than three
 5. Not sure
- RaIntro1** Please could you select one of these people and answer the questions about that person
- RaSex** [ASK IF SX1=1 OR SX2=1 OR SX3=1]
Was this person male or female..
1. Male
 2. female
- RaOffAg1** [ASK IF SX1=1 OR SX2=1 OR SX3=1]
And how old do you think this person was when it happened?
1. Under 16
 2. 16 - 19 (teenager)
 3. 20 - 39 (young adult)
 4. 40 - 59 (middle aged)
 5. 60 or more (older)
- Raknow** [ASK IF SX1=1 OR SX2=1 OR SX3=1]
How well did you know this person?
1. Very well
 2. Just to speak to casually
 3. Just by sight
 4. [he/she] a stranger?
- RaRel** [ASK IF Knew person in any way]
At the time it happened, was this person your...
1. -[husband/wife] / partner
 2. Ex - [husband/wife] / partner
 3. girlfriend/boyfriend
 4. Ex - girlfriend/boyfriend
 5. Someone you were out on a date with
 6. Parent/step-parent
 7. Other relative
 8. Other household member
 9. Close friend
 10. Casual acquaintance
 11. Employer / boss
 12. Workmate / colleague
 13. Client / member of the public contacted through work
 14. Someone else you knew

Raloc [ASK IF Sx1=1 or Sx2=1 or Sx3=1]
This question is about where this incident happened. [Still thinking about the last time this happened], did it happen..

1. In your own home
2. At the offender's home
3. At work
4. At school / university / place of study
5. In a pub / club / disco
6. On the street
7. In a park / other open public space
8. On public transport
9. In a car park
10. Or somewhere else?

RaTell [ASK IF SX1=1 OR SX2=1 OR SX3=1]
Have you ever told anyone at all about what happened?

1. Yes
2. No

RaTell1 [ASK IF RaTell = Yes]
Did you tell anyone at all at the time it happened?

1. Yes
2. No

RaPart [ASK IF (RaTell1 = Yes) AND IF offender is NOT partner / girlfriend / boyfriend]
At the time did you tell your [husband/wife] / partner / [boyfriend/girlfriend]?

1. Yes
2. No
3. Did not have a [husband/wife] / partner / boyfriend/girlfriend at the time.

RaFriend [ASK IF RaTell1 = Yes]
At the time did you tell a friend/relative/neighbour?

1. Yes
2. No

RaDoc [ASK IF RaTell1 = Yes]
At the time did you tell a doctor/nurse?

1. Yes
2. No

RaPsych [ASK IF RaTell1 = Yes]
At the time did you tell a counsellor/psychiatrist/psychologist?

1. Yes
2. No

BCS 2000 Sexual victimisation self-completion Questionnaire

- RaRefuge** [ASK IF RaTell1=Yes]
At the time did you have any contact with Victim Support, Rape Crisis or any other voluntary support organisation?
1. Yes
 2. No
- RaPol** [ASK IF Sx1=1 or Sx2=1 or SX3=1]
Did the police come to know about this incident?
1. Yes - I reported it
 2. Yes - someone else reported it
 3. Yes - they knew in some other way
 4. No
- RaSatPl** [ASK IF POLICE CAME TO KNOW ABOUT THE INCIDENT]
Overall, were you satisfied or dissatisfied with the way the police handled this matter?
1. Very satisfied
 2. Fairly satisfied
 3. A bit dissatisfied
 4. Very dissatisfied
 5. Too early to say
- RaDef** [ASK IF SX1=1 OR SX2=1 OR SX3=1]
Would you describe the incident as...
1. A rape
 2. An attempted rape
 3. Indecent assault
 4. A behaviour that you found offensive
 5. Or none of these
- RaCrime** [ASK IF SX1=1 OR SX2=1 OR SX3=1]
Do you think what happened was...
1. A crime
 2. Wrong but not a crime
 3. Or just something that happens?
 4. Not sure
- XRaInter*** [ASK IF RESPONDENT SAID NO TO PREVIOUS QUESTIONS ABOUT SEXUAL INCIDENTS BUT ANSWERED MORE THAN ONCE TO THE NUMBER OF TIMES THE INCIDENT HAPPENED]
Just to check, since age 16, has someone, either a stranger or someone you know, ever physically forced you (for example, by hitting you or holding you down), or threatened you with violence into having sexual intercourse against your will?
By sexual intercourse we mean either vaginal or anal penetration.
1. Yes
 2. No
 3. Don't want to answer
- XRaYear*** [ASK IF XRaInter = Yes]
When did this last happen?
1. Within the last 12 months
 2. 1 to 2 years ago
 3. 3 to 5 years ago
 4. More than 5 years ago

- XraNum* [ASK IF XRaInter=Yes]
The last time this happened, how many people forced you to have sexual intercourse?
1. One
 2. Two
 3. Three
 4. More than three
 5. Not sure
- XraIntro Please could you select one of these people and answer the questions about that person
- XRaSex [ASK IF XRaInter=Yes]
Was this person..
1. Male
 2. or female
- XRaOffAg [ASK IF XRaInter=Yes]
And how old do you think this person was when it happened?
1. Under 16
 2. 16 - 19 (teenager)
 3. 20 - 39 (young adult)
 4. 40 - 59 (middle aged)
 5. 60 or more (older)
- XRaKnow [ASK IF XRaInter=Yes]
How well did you know this person?
1. Very well
 2. Just to speak to casually
 3. Just by sight
 4. or was [he/she] a stranger?
- XRaRel [ASK IF Knew person in any way]
At the time it happened, was this person your...
1. [husband/wife] / partner
 2. Ex - [husband/wife] / partner
 3. girlfriend/boyfriend
 4. Ex - girlfriend/boyfriend
 5. Someone you were out on a date with
 6. Parent/step-parent
 7. Other relative
 8. Other household member
 9. Close friend
 10. Casual acquaintance
 11. Employer / boss
 12. Workmate / colleague
 13. Client / member of the public contacted through work
 14. Someone else you knew
- DMEND Thank you for completing this questionnaire. Your answers will be completely confidential. If you want to go back over any answers, the interviewer can tell you how to do this. Otherwise, tell the interviewer you have finished and he/she will press a key which will hide your answers, so that no one can see them on the screen.
INTERVIEWER : PLEASE TYPE 1 TO CONTINUE
1. Next

- OTHPRES** INTERVIEWER: WAS ANYBODY ELSE PRESENT IN THE ROOM WHILST RESPONDENT WAS COMPLETING SELF-COMPLETION SECTION?
1. Yes - spouse / partner / boy -/girlfriend was present
 2. Yes - another adult household member was present
 3. Yes - a child household member was present
 4. Yes - a non-household member was present
 5. Yes - someone present but don't know who they were
 6. Nobody else present
- OTHPRESB** [IF SOMEBODY ELSE PRESENT DURING SELF-COMPLETION]
Did anyone else look at or discuss any part of the self-completion sections during completion?
1. Yes - looked at / read / filled in together
 2. Yes - discussed only
 3. No
- INTHELP** Questionnaire not given
[IF NonResp = SCAccept]
INTERVIEWER: DID RESPONDENT DO THE WHOLE OF THE SELF-COMPLETION ON THEIR OWN OR DID THEY REQUIRE ANY HELP?
1. Whole self-completion done by respondent
 2. Respondent required help with one or two questions
 3. Respondent required help with more than one or two questions but less than half
 4. Respondent required help with more than half of questions but not all
 5. Respondent required help with all or nearly all of questions
- Supervis** [ASK ALL]
A certain number of interviews on any survey are checked by a supervisor to make sure that people were satisfied with the way the interview was carried out. In case my supervisor needs to contact you it would be helpful if we could have your telephone number.
INTERVIEWER: WRITE NUMBER ON ARF
1. Number given
 2. Number refused
 3. No phone
- FollowUp** [ASK ALL]
It is possible that we may want to contact you again for additional information. Would you be willing to be contacted again?
1. Yes
 2. Qualified yes
 3. No

FollowU2

[ASK IF FollowUp NE No]

If additional information was being collected for the Home Office by another research organisation, would you be willing for SCPR to pass your name and address to another research organisation so they could contact you?

1. Yes
2. Qualified yes
3. No

Index

DMEND	12	RaPart	8
FollowU2	14	RaPol	10
FollowUp	13, 14	RaPsych	8
INTHELP	13	RaRefuge	10
OTHPRES	13	RaRel	6
OTHPRESB	13	RaSatPl	10
RaAge	3	RaSex	6
Raanger	5	Rashock	5
Raavoid	5	RaTell	8
RaCrime	10	RaTell1	8, 10
RaDef	10	RaThrt1	3
RaDoc	8	RaTime	1
RaForce	3	Raupset	5
RaFriend	8	RaVerbal	3
Ragoout	5	RaYear	3
RaHapp	1, 3	Supervis	13
RaInj1	5	Sx1	1, 3, 5, 6, 8, 10
RaInjury	3, 5	Sx2	1, 3, 5, 6, 8, 10
RaInter	3	Sx3	1, 3, 5, 6, 8
RaIntro	3	SxIntr	1
RaIntro1	6	XRaInter	10, 12
Raknow	6	XraIntro	12
Raloc	8	XRaknow	12
RaNum	6	XraNum	12
RaOffAgl	6	XRaOffAg	12
		XRaRel	12
		XRaSex	12
		XRaYear	10

APPENDIX E SHOW CARDS

2000 British Crime Survey Show Cards

P.1958

CARD M1a

Contents:

1. Main: M1a – M9
2. Victim Form: V1 – V7
3. Follow-up A: A1 – A10
4. Follow-up B: B1 – B15
5. Fires: F1 – F4
6. Demographic: D1 – D11

1. Too lenient sentencing
2. Poverty
3. Lack of discipline from school
4. Lack of discipline from parents
5. Drugs
6. Alcohol
7. Unemployment
8. Breakdown of the family
9. Too few police

P.1958

CARD M1b

1. Too few police
2. Breakdown of the family
3. Unemployment
4. Alcohol
5. Drugs
6. Lack of discipline from parents
7. Lack of discipline from school
8. Poverty
9. Too lenient sentencing

P.1958

CARD M2

1. Very worried
2. Fairly worried
3. Not very worried
4. Not at all worried
5. (Not applicable)

P.1958

CARD M3

1. A very good place to live
2. A fairly good place to live
3. Neither good nor bad
4. A fairly bad place to live
5. A very bad place to live

P. 1958

CARD M4

1. Very big problem
2. Fairly big problem
3. Not a very big problem
4. Not a problem at all

P.1958

CARD M5

1. Very common
2. Fairly common
3. Not very common
4. Not at all common

P.1958

CARD M6

1. Noisy neighbours or loud parties
2. Teenagers hanging around on the streets
3. People sleeping rough on the streets or in other public places
4. Rubbish or litter lying around
5. Vandalism, graffiti and other deliberate damage to property
6. People being attacked or harassed because of their race or colour
7. People using or dealing drugs
8. Homes in bad condition/run down
9. Abandoned or burnt out cars
10. Can't choose one/ None of these

P.1958

CARD M7

1. None
2. Between 1 and 3 times (Less than once a week)
3. Between 4 and 8 times (Once to twice a week)
4. Between 9 and 12 times (About three times a week)
5. More than 12 times (Almost every day)

P.1958

CARD M8

Since the first of January 1999,
have you been sexually interfered with,
assaulted or attacked, either by someone
you knew or by a stranger?

Apart from anything you may have already mentioned, in the time since the first of January 1999, has any member of your household (aged 16 or over) deliberately hit you with their fists or with a weapon of any sort, or kicked you, or used force or violence on you in any other way?

1. In own home or own garage (incl. attempted break-in)
2. Immediately outside home (incl. shed, garden, street)
3. In or near your/ victim's place of work (including work car-park)
4. In public car park
5. In/around Pub/bar/nightclub/working men's club
6. In/around Dancehall/disco
7. In/around Football ground/ other sports ground
8. In/around Sport centre/sports club
9. In/around other place of public entertainment (e.g. cinema, cafe, restaurant, bingo hall, etc.)
10. Travelling on transport or in or near transport facilities (e.g. at a bus stop/station, on a bus/train, car park to station)
11. Other public or commercial locations (e.g. shop, school, street market, hospital etc.)
12. Elsewhere

P.1958

CARD V2

1. Burglar alarm on premises
2. Dummy box
3. Outside doors with double locks or deadlocks
4. Security chain/bolts on the doors
5. Windows that need special keys to open them
6. Bars or grilles on the windows
7. Dog in the house
8. **Internal** lights on timer or sensor switch
9. **External** lights on timer or sensor switch
10. Other (please say what)

P.1958

CARD V3

1. Anger
2. Shock
3. Fear
4. Difficulty sleeping
5. Crying/tears
6. Other (please say what)

P.1958

CARD V4

1. None of these/did not want any support
2. Information from the police (e.g. whether the offender had been identified)
3. Information about security/crime prevention
4. Practical help (e.g. with clearing up or making a list of what was stolen)
5. Someone to talk to/moral support
6. Help with insurance/compensation claim (not including making a list of what was stolen)
7. Protection from further victimisation/harassment
8. Help in reporting the incident/dealing with the police
9. Other (please say what)

P.1958

CARD V5

1. Victim Support sent a letter/leaflet
2. Victim Support came to home/work
3. Victim Support telephoned home/work
4. You/another household member rang Victim Supportline
5. You/another household member contacted local scheme
6. You/another household member contacted Witness Service
7. Other

P.1958

CARD A1

1. To report a crime of which you or someone in your household was the victim
2. To report a crime of which someone else, NOT IN YOUR HOUSEHOLD, was the victim
3. Because you were told or asked to do so (e.g. to show documents, give a statement)
4. To report a traffic accident or medical emergency
5. To report a burglar alarm ringing
6. To report a car alarm going off
7. To report any other suspicious circumstances or persons
8. To report any type of disturbance, noise or nuisance (apart from alarms going off)
9. To report a missing person
10. To report that you had lost something (including animals)
11. To report that you had found something (including animals)
12. To tell them that your home was going to be empty
13. To report any other type of problem or difficulty
14. To ask for directions or the time
15. To ask for any other sort of advice or information
16. To give them any other sort of information
17. Just for a social chat

P.1958

CARD A2

1. Gave an on the spot warning about offence committed
2. Said they would issue a summons
3. Said they might issue a summons
4. Made an arrest
5. Carried out a breath test
6. Issued a Fixed Penalty Notice for an offence (£20 or £30 or £40)
7. Told you to take documents to the police station
8. Gave a warning about a vehicle fault
9. Issued a Vehicle Defect Rectification Notice
10. Gave some advice about vehicle maintenance
11. Gave some advice about driving
12. Gave a copy of a form stating reasons for search
13. Just asked questions
14. Something else (please say what)

P.1958

CARD A3

1. Gave an on the spot warning about offence committed
2. Said they would issue a summons
3. Said they might issue a summons
4. Made an arrest
5. Took name and address
6. Gave a copy of form stating reasons for search
7. Just asked questions
8. Something else (please say what)
9. None of these

P.1958

CARD A4

1. To return missing property or animal
2. To deal with ringing burglar alarm
3. To investigate other noise or disturbance
4. Asking for information in connection with a crime that had been committed
5. To investigate an accident or traffic offence in which you were involved
6. To search your house
7. To make an arrest
8. To ask you to move on
9. For any other reason (please say what)

P.1958

CARD A5

1. Very worried
2. Fairly worried
3. Not very worried
4. Not at all worried
5. (Not applicable)

P.1958

CARD A6

1. Very worried
2. Fairly worried
3. Not very worried
4. Not at all worried
5. (Not applicable – don't use credit cards or bank cards)

P.1958

CARD A7

1. Very Likely
2. Fairly Likely
3. Fairly Unlikely
4. Very Unlikely

P.1958

CARD A8

1. Very fairly
2. Quite fairly
3. Quite unfairly
4. Very unfairly
5. Don't know

1. Better than others
2. The same as others
3. Worse than others
4. Don't know

1. Better than others working there
2. The same as others working there
3. Worse than others working there
4. Don't know

P.1958

CARD B1

A man aged 23 pleaded guilty to the burglary of a cottage belonging to an elderly man whilst he was out during the day. The offender, who had previous convictions for burglary, took a video worth £150 and a television, which he left damaged near the scene of the crime.

P.1958

CARD B2

1. Imprisonment
2. Suspended prison sentence
3. Fine
4. Probation
5. Community service order
6. Electronic tagging
7. Have to pay compensation
8. Conditional discharge
9. Other (Please say what)

P.1958

CARD B3

1. The police
2. The Crown Prosecution Service
3. Judges
4. Magistrates
5. The prisons
6. The probation services
7. The juvenile courts

P.1958

CARD B4

1. Excellent job
2. Good job
3. Fair job
4. Poor job
5. Very poor job

P.1958

CARD B5

1. Very confident
2. Fairly confident
3. Not very confident
4. Not at all confident

P.1958

CARD B6

1. Personal experience
2. Relatives' and/or friends' experiences
3. Word of mouth/Information from other people
4. Broadsheet newspapers (eg Times, Guardian, Telegraph)
5. Tabloid newspapers (eg Sun, Express, Daily Mail)
6. Local newspapers
7. Soaps (eg Eastenders, Brookside, The Archers)
8. Films
9. TV drama
10. TV documentaries
11. News programmes on TV/ Radio
12. Radio programmes
13. Government publications
14. Books
15. Internet / world-wide-web
16. School / college / evening-class
17. Other (please say what)

1. To discourage **that** person from committing further crimes
2. To discourage **other** people from committing that crime
3. To restrict that person's opportunity to commit further crime
4. To provide compensation or redress to the victim of the crime
5. To punish that person
6. To provide support / training for the person who committed the crime
7. To show society's disapproval for that type of crime

All offenders, aged 18 or over, convicted of house burglary for the third time now receive a minimum prison sentence of three years (unless this is considered to be unjust given the circumstances)

P.1958

CARD B9

1. Someone vandalising property or a car
2. Someone stealing from a car
3. A serious fight or assault
4. None of these

P.1958

CARD B10

1. Members of the public
2. Media/Television/Newspapers
3. Parents
4. Neighbourhood Watch
5. Other local community/voluntary groups
6. Private security organisations
7. Social Services
8. Health Authorities/GPs
9. Local Education Authorities/schools/teachers
10. Local Authorities/councils
11. The Probation Service
12. The Police

P.1958

CARD B11

1. Always
2. Almost always
3. Sometimes
4. Rarely
5. Never

P.1958

CARD B12

1. Never
2. At most three or four times a year
3. About every other month
4. About once a month
5. Several times a month, but not every week
6. About once a week
7. Several times a week
8. Every day

P.1958

CARD B13

1. Up to 2 hours
2. Over 2 hours but no more than 5 hours
3. Over 5 hours but no more than 10 hours
4. Over 10 hours but no more than 20 hours
5. Over 20 hours but no more than 35 hours
6. Over 35 hours
7. None
8. Don't know

P.1958

CARD B14

RIGHT TO...

1. life
2. liberty and safety
3. a fair and public trial
4. respect for private and family life
5. marry and found a family
6. peaceful enjoyment of possessions and protection of property
7. education
8. free elections

FREEDOM FROM...

9. torture and inhuman treatment
10. slavery and forced work
11. no punishment without law

FREEDOM OF...

12. thought, conscience and religion
13. speech
14. assembly

15. No discrimination

P.1958

CARD B15

1. Strongly agree
2. Tend to agree
3. Neither agree nor disagree
4. Tend to disagree
5. Strongly disagree
6. No opinion

P.1958

CARD F1

1. Arson
2. Accidents while cooking (including using toasters and microwaves)
3. Accidents with matches or cigarette lighters
4. Cigarettes, cigars, or pipe
5. Children playing with fire other than matches or cigarette lighters
6. Electrical equipment/wiring (including electric blankets)
7. Heating appliances/equipment and fires (including chimney fires)
8. Other

P.1958

CARD F2

1. Smoke alarm went off
2. Smelt smoke
3. Pet alerted you/them (eg barking dog)
4. You/they were in the room when it started
5. Just happened to find it
6. Other (please say what)

P.1958

CARD F3

1. Bruises
2. Scratches
3. Cuts
4. Broken bones
5. Scalds
6. Burns
7. Smoke inhalation
8. Other injuries
9. No one in household injured

1. Smoke alarm – battery operated
2. Smoke alarm – mains/electricity operated
3. Smoke alarm – unsure how operated
4. Fire blanket
5. Fire extinguisher
6. Other fire safety measures (please say what)
7. None of these

1. Once or more a day
2. 5 or 6 days a week
3. 3 or 4 days a week
4. 1 or 2 days a week
5. 2 or 3 times a month
6. About once a month
7. Less than once a month
8. Less than once a year
9. Never

P.1958

CARD D2

Beer (pints)	Wine (glasses)	Spirits (single measures)	Number of units
½	1	1	1
1	2	2 (1 double)	2
1½	3	3	3
2	4	4 (2 doubles)	4
2½	5	5	5
3	6	6 (3 doubles)	6
3½	7	7	7
4	8	8 (4 doubles)	8
4½	9	9	9
5	10	10 (5 doubles)	10

P.1958

CARD D3

1. On government scheme for employment training
2. Doing unpaid work in own/a relative's business
3. Waiting to take up a job that you/ they had already obtained
4. Looking for paid work or a government training scheme
5. Intending to look for work but prevented by temporary sickness or injury
6. Full-time student
7. Permanently unable to work because of long-term sickness or disability
8. Retired from paid work
9. Looking after the home or family
10. Doing something else (please say what)

P.1958

CARD D4

1. Very worried
2. Fairly worried
3. Not very worried
4. Not at all worried
5. Never have contact with members of the public at work

P.1958

CARD D5

1. Very worried
2. Fairly worried
3. Not very worried
4. Not at all worried
5. Never have face to face contact with members of the public at work

P.1958

CARD D6

1. A great deal
2. Quite a bit
3. A little
4. Not at all

P.1958

CARD D7

1. Very likely
2. Fairly likely
3. Fairly unlikely
4. Very unlikely

P.1958

CARD D8

1. Higher degree / postgraduate qualifications
2. First degree (incl. B.Ed)
Postgraduate Diplomas / Certificates (Incl. PGCE)
Professional qualifications at degree level (e.g. chartered accountant/surveyor)
NVQ / SVQ **Level 4 or 5**
3. Diplomas in higher education / other H.E qualifications
HNC / HND / BTEC **Higher**
Teaching qualifications for schools / further education (below degree level)
Nursing / other medical qualifications (below degree level)
RSA **Higher Diploma**
4. A / AS levels / SCE higher / Scottish Certificate 6th Year Studies
NVQ / SVQ / GSVQ **level 3** / GNVQ **advanced**
ONC / OND / BTEC **National**
City and Guilds **Advanced Craft / Final level / Part III**
RSA **Advanced Diploma**
5. Trade Apprenticeships
6. O level/GCSE **grade A-C** / SCE Standard/Ordinary **grades 1-3**
CSE **Grade 1**
NVQ / SVQ / GSVQ **level 2** / GNVQ **Intermediate**
BTEC / SCOTVEC **first / general diploma**
City and Guilds **Craft / Ordinary level / Part II / RSA Diploma**
7. O level/GCSE **grade D-G/SCE Standard/Ordinary below grade 3**
CSE **Grades 2-5**
NVQ / SVQ / GSVQ **level 1** / GNVQ **foundation**
BTEC / SCOTVEC **first / general certificate**
City and Guilds **part 1 / RSA Stage I / II / III**
SCOTVEC modules / Junior certificate
8. Other qualifications (incl. overseas)

P.1958

CARD D9

1. White
2. Black - Caribbean
3. Black - African
4. Black - Other Black groups
5. Indian
6. Pakistani
7. Bangladeshi
8. Chinese
9. Mixed Race
10. None of these

P.1958

CARD D10

1. Own it outright
2. Buying it with the help of a mortgage or loan
3. Pay part rent and part mortgage (shared ownership)
4. Rented from Local Authority / council / New Town Development
5. Rented from housing association / co-operative / charitable trust
6. Rented (unfurnished) from private landlord
7. Rented (furnished) from private landlord
8. Tied to job
9. Live here rent-free
10. Squatting
11. Other (please say what)

P.1958

CARD D11

1. Under £2,500
2. £2,500-£4,999
3. £5,000-£9,999
4. £10,000-£14,999
5. £15,000-£19,999
6. £20,000-£29,999
7. £30,000-£49,999
8. £50,000 or more