

# **2001 British Crime Survey (England and Wales) Technical Report**

Keith Bolling, Sam Clemens, Andrew Phelps and Patten Smith.

Prepared for the Crime and Criminal Justice Unit  
Research, Development and Statistics Directorate  
Home Office

August 2002

## TABLE OF CONTENTS

TABLE OF CONTENTS.....	iii
INDEX OF APPENDICES .....	iv
1. Background.....	1
1.1 Introduction to the British Crime Survey .....	1
1.2 Structure of the technical report .....	2
2. Sample design .....	4
2.1 Sample size and structure.....	4
2.2 Sample frame.....	4
2.3 Stratification .....	5
2.4 Clustering.....	5
2.5 Rotation of sectors .....	5
2.6 Basic sample design.....	6
2.7 The spliced design .....	6
2.8 Non-white boost sample .....	8
2.9 Youth Boost sample.....	11
3. Questionnaire Content and Development.....	13
3.1 Structure and coverage of the questionnaire .....	13
3.2 Life event calendar .....	23
3.3 Questionnaire development.....	25
3.4 Final questionnaire and revisions.....	27
3.5 CAPI Development Issues.....	28
4. Fieldwork .....	32
4.1 Briefing of interviewers .....	32
4.2 Supervision and quality control.....	32
4.3 Fieldwork dates.....	33
4.4 Presence of others during the interview .....	33
4.5 Length of interview.....	35
4.6 Response rate and reasons for non-response .....	39
4.7 Non-white boost sample response rates.....	40
4.8 Youth boost sample response rates.....	42
4.9 Response to the self-completion questionnaires .....	44
4.10 Full and Partial Interviews.....	45
4.11 Fieldwork Procedures.....	45
5. Data Processing.....	47
5.1 Offence coding .....	47
5.2 Other coding.....	50
5.3 Coding of occupation and social class.....	50
6. Data Output.....	52
6.1 Introduction .....	52
6.2 Delivery of data output.....	52
6.3 Content of SPSS data file .....	53
6.4 Conventions used on SPSS Data Files.....	53
7. WEIGHTING THE DATA .....	56
7.1 Introduction .....	56

7.2	Using different weights.....	56
7.3	Summary of weights constructed for 2001 BCS.....	58
7.4	Component weights .....	60
8.	The Effect of Weighting on key survey variables .....	62
8.1	Demographic comparisons.....	62

## INDEX OF APPENDICES

A	Advance letters for core and non-white booster sample
B	Respondent leaflet
C	Address Record Forms
D	Questionnaire
E	Show cards
F	Code frames
G	Offence classification instructions
H	Additional variables on the BCS 2001 data files
I	List of checks implemented in the Quanquest interview program
J	Questionnaire development and testing
K	Specification for different weights

# 1. Background

## 1.1 Introduction to the British Crime Survey

[Back to Contents](#)

The British Crime Survey (BCS) is now a well-established study, one of the largest social research surveys conducted in England and Wales. The 2001 BCS was the largest to date, with a target sample of 40,000 households in England and Wales, consisting of a representative cross-section of 37,000 households and a special booster sample of 3,000 non-white adults. The survey is carried out for the Home Office, and is managed by a team of researchers in the Research, Statistics and Development Directorate. They develop each sweep of the BCS in collaboration with an external research organisation. In 2001, *BMRB Social Research* was commissioned to conduct the BCS. *Ipsos-RSL* was sub-contracted to assist with the fieldwork in the first six months.

The BCS is primarily a **victimisation** survey, in which respondents are asked about the experiences of **property crimes** of the household (e.g. burglary) and **personal crimes** (e.g. theft from a person) which they themselves have experienced.

The reference period to which the BCS relates has traditionally been the last full calendar year. However, following the move to continuous interviewing in the 2001 sweep the reference period was changed to the last 12 months before the date of interview. The wording of the series of questions that are asked to elicit victimisation experiences, have been held constant throughout every sweep of the BCS.

Members of the public are asked directly about their experience of crime, whether or not they reported these incidents to the police. As such the BCS provides a record of peoples' experiences of crime which is unaffected by variations in reporting behaviour of victims or variations over time and between places in the police practices about recording crime. The BCS and police recorded figures should be seen as a complementary series, which together provide a better picture of crime than could be obtained from either series alone.

The scope of the BCS goes well beyond the counting of criminal incidents, although it is for this estimate that it has become established as a definitive source of information. In order to classify incidents, the BCS collects extensive information about the victims of crime, the circumstances in which incidents occur and the behaviour of offenders in committing crimes. In this way, the survey provides information to inform crime reduction measures and to gauge their effectiveness. The BCS has been successful at developing special measures to estimate the extent of domestic violence, stalking and sexual victimisation. These crimes, while probably the least-reported to the police have among the most serious impacts upon their victims.

As well as providing estimates of victimisation, the BCS has been used to collect high-quality information on a range of other crime-related topics, which are designed to inform the Home Office's other performance targets. Some of these topics have been well-established aspects of the BCS, providing time-series data on matters such as contacts between the public and the police, attitudes towards aspects of the criminal justice system and exposure to illegal drugs.

The data arising from the BCS are mainly reported by the Home Office's Crime and Criminal Justice Unit (CCJU) in the form of:

- It is planned that a statistical bulletin based on BCS interviews in the financial year will in future appear in the Summer following the financial year. The first of these reports, which also provides detailed information on police recorded crime figures, has appeared in July 2002 (Simmons and colleagues, Home Office statistical Bulletin, 7/02, ISSN 1358-510X, which can be found at: <http://www.homeoffice.gov.uk/rds/pdfs2/hosb702.pdf>)
- Longer subject-specific reports in the Home Office Research Series (HORS),
- Brief Research Papers dealing with specific topics.

A statistical bulletin was published in the Autumn of the 2001 survey year which reported headline victimisation data on Type A data only without calibration weighting (Kershaw et al, Home Office Statistical Bulletin 18/01 by Chris Kershaw, Natalia Chivite-Matthews, Carys Thomas and Rebecca Aust, ISSN 1358-510X). This report can be found at:

<http://www.homeoffice.gov.uk/rds/pdfs/hosb1801.pdf>

For more details, see <http://www.homeoffice.gov.uk/rds/bcs1.html>

## 1.2 Structure of the technical report

Back to [Contents](#)

This report documents the 2001 British Crime Survey (England and Wales). The report covers all sample that was issued in 2001, including interviews that actually took place in 2002. The sample design is set out in Chapter 2, showing how the Home Office's requirements were translated into a detailed specification. Data collection is the major task for the organisation commissioned to conduct the BCS and is the central part of this report, in terms of the questionnaire and response rate. This is covered in Chapter 3 (Questionnaire) and Chapter 4 (Fieldwork). Chapter 5 and 6 give details of the tasks that are involved in preparing the data for analysis, in particular the coding and offence classification, but also explains the data files. Chapter 7 outlines the weighting required for analysis of the data. Chapter 8 provides the results of some checks on the profile of the BCS achieved sample against estimates for the population that the BCS aims to represent.

Although it documents the way in which the BCS was conducted, this report does not explain how to analyse the data set. It is worth emphasising that the BCS is a complex study with data organised at different levels (households, individuals, and incidents) and it has numerous sub-samples that were asked specific questions. Accordingly considerable effort and expertise is required to analyse the data and to interpret it in a valid manner. Some of the analysis routines that play a key role in the published estimates are implemented after the data have been handed over to the Home Office, and are not documented in this report. Readers should be aware that the Home Office research team have produced training documents on BCS analysis and also run training days for those who wish to use the data. Data files from all the past sweeps of the BCS have been deposited in SPSS format with the Data Archive at the University of Essex. The 2001 BCS will be deposited in due course.

Considerable emphasis is given in the course of conducting the interview to assure sample members that the information they provide will be held in confidence. For this reason, the data set does not identify the location of the sampled areas (postcode sectors) and this information is not released to the Home Office by the survey organisations.

Information available at postcode sector level can be linked to BCS data from the 1994 sweep onwards, but there are costs involved in doing this that would need to be met by the researcher requesting such linkage. In considering such requests, priority is given to maintaining the anonymity of sample members. This means that most requests for BCS data for linkage to other information about small areas must either be refused or are likely to require data to be aggregated to such an extent that the aim of local area analysis is lost. It must also be borne in mind that the BCS sample, drawn to obtain information on national and regional trends in crime, could not in any case yield reliable information for small localities.

In this report, percentages are presented with rounding to one decimal place. The symbol '\*' is used to denote cells in tables where the value is less than half of one per cent.

## 2. Sample design

### 2.1 Sample size and structure

[Back to Contents](#)

Following a methodological review, significant changes were made to the design of the 2001 British Crime Survey compared with previous sweeps<sup>1</sup>. The two main changes introduced in 2001 were an increase in the sample size and a move to continuous fieldwork with a different reference period from that used on previous sweeps. As part of these design changes a ‘spliced design’ was carried out during the first 6 months of 2001 in order to assess the impact of moving to a different reference period on victimisation rates (see section 2.7)

The 2001 survey was representative of two linked populations:

- households in England and Wales living in private residential accommodation
- adults aged 16 and over living in such households.

As such the survey did not cover the population resident in institutions such as halls of residence, those in residential care, those in prison, or members of the armed forces. Neither did it cover the experiences of those under 16.

With a move to continuous sampling, the survey also needed to be representative over time. The aim was to achieve 37,000 interviews annually, with the survey being representative on a quarterly basis. Additionally, a booster sample of 3,000 interviews was to be achieved with a sample of individuals from non-white groups. This compared to a core sample size of 20,000 core interviews and 4,000 boost interviews in the 2000 survey.

In addition to representing the above populations, the design also ensured that:

- at least 600-700 interviews were conducted in each Police Force Area (PFA);
- that 50% of primary sampling units were flagged for being rotated forward into the 2002 sample in order to improve the precision of year on year comparisons;

### 2.2 Sample frame

[Back to Contents](#)

The small user Postcode Address File (PAF) was used as the sample frame. PAF is generally accepted as being the best general population sampling frame in Britain. It has better coverage of both residential addresses and of the private household population of individuals than the Electoral Register (the only serious alternative to PAF), and what non-coverage it has is less concentrated in particular population sub-groups than is Electoral Register non-coverage. Furthermore PAF is structured hierarchically, is available in computerised form and can be linked to Census data thereby permitting considerable control to be exercised over the sampling process.

---

<sup>1</sup> Lynn P and Elliot D (2000) The British Crime Survey : A Review of Methodology (London : National Centre for Social Research)

The number of addresses to be drawn from PAF to achieve the required number of interviews depends on an assumption about the number of ineligible addresses and the achieved response rate. In 2001, 55,312 addresses were issued in order to achieve 37,000 interviews.

## **2.3 Stratification**

Back to [Contents](#)

As mentioned above, one of the survey requirements was a design that achieved at least 600-700 interviews per Police Force Area (PFA). In the event, a lower limit of 650 interviews per PFA was set to allow for variation in response rates by PFA. To achieve a minimum of 650 interviews per PFA required over sampling in the smallest PFA's and meant that the data have to be weighted to remove the effect of differences in the probability of selection of addresses.

As well as stratifying disproportionately by PFA, the sample was stratified by other socio-demographic variables in order to improve the precision of estimates. The stratifiers used in 2001 were population density and the proportion of household heads in non-manual occupations.

## **2.4 Clustering**

Back to [Contents](#)

Whole postcode sectors were used as primary sampling units (PSUs) and 32 addresses were issued per PSU. Smaller numbers were not issued per PSU because it was felt that the sample efficiency gains attached to reducing the cluster size would be more than offset by the concomitant cost increases.

The only exception to this was in PSUs where the proportion of non-white households exceeded 20% (based on the 1991 Census), where only 16 addresses were issued. This was done in order to try and limit the variability in interviewer assignment sizes which could be expected to arise from the focused enumeration procedures used to generate the non-white boost sample (see section 2.8). In order to ensure that overall the address sample was self-weighting, PSUs defined as being of high non-white population were duplicated in the sample frame.

Small sectors (containing fewer than 500 delivery points) were amalgamated with neighbours before sample selection to ensure the sample had a reasonable geographic spread in these areas.

## **2.5 Rotation of sectors**

Back to [Contents](#)

A requirement of the survey was that the sample design should ensure that each month 50% of sectors should be rotated forward from 12 months previously (although fresh addresses should be selected) in order to increase the precision of year on year estimates of change. Although sectors were not rotated from BCS 2000 to BCS 2001, it is planned that 50% of sectors will be rotated forward from 2001 to 2002.



## 2.6 Basic sample design

Back to [Contents](#)

The first stage in the process was to amalgamate any postcode sector containing fewer than 500 delivery points. All PSUs were then sorted into Police Force Area<sup>2</sup>. Additionally, all PSUs were identified as being either of 'high' or 'low' non-white concentration (20% or more households were defined as high) based on the 1991 Census.

All PFA's were designated as 'large' or 'small' PFA's depending upon whether a minimum sample of 650 cases would be achieved based on drawing a sample with probability proportional to size. In total, there were 25 'small' PFA's that required over sampling and these were each treated as separate strata. The remaining 17 'large' PFA's were treated as a single stratum.

Within each PFA, PSUs were ordered by population density and then divided into three bands each approximately containing an equal number of delivery points (high, medium and low density). High non-white PSUs were duplicated for reasons outlined in section 2.4. Within each density stratum, PSUs were ordered by proportion of households with a non-manual household head. PSUs were then sampled within each PFA with probability proportional to number of delivery points by the method of random start and fixed interval.

The sample of PSUs for the whole 12-month period was selected at the beginning of the year. They were then systematically allocated to months to ensure that a nationally representative stratified sample of sectors was issued in each quarter. It is important to note that although each months issued sample is broadly spread geographically, the sample is only designed to be representative on a quarterly basis and **not** on a monthly basis.

Within each PSU, 32 delivery points were selected by the method of random start and fixed interval. Addresses were ordered by postcode before selection to maximise the geographical spread across the sector.

In the relatively infrequent cases where a PAF address generated more than one household, the interviewers in the field used a random selection method to select one.

Individuals aged 16+ (and of eligible non-white groups in the boost sample) were listed in alphabetical order of first name and one was selected for interview by a random (Kish grid based) method. No substitutes were permitted.

## 2.7 The spliced design

Back to [Contents](#)

The move to continuous data collection was associated with a change in the survey reference period. All previous sweeps of the BCS have asked respondents about that events that have taken place in the last calendar year up until the date of interview (a period ranging anywhere from 12 to 18 months). By contrast the new reference period asked respondents about events that had taken place in the last full 12 months from the date of interview.

---

<sup>2</sup> City of London and Metropolitan were treated as a single PFA.

In order to assess the likely impact of these changes the first six months of the survey was designed to use both the old and new reference periods in parallel (a 'spliced design'). This was done by randomly allocating all issued addresses during the first six months of 2001 to either the Type A sample (the old reference period) or to the Type B sample (the new reference period).

Thus, in the Type A sample, respondents were asked about crimes or incidents that may have happened "*in the 13 or 14 months since the 1<sup>st</sup> of January 2000*". This reference period was fixed, irrespective of whether a respondent was interviewed in January 2001 or June 2001. By contrast, in the Type B sample, respondents were asked about crimes or incidents that had happened in the last 12 months. This meant that respondents interviewed in January 2001 were asked about things that had happened in "the 12 months since the 1<sup>st</sup> of January 2000", while respondents interviewed in June 2001 were asked about things that had happened in "the last 12 months since the 1<sup>st</sup> of June 2000".

Rather than issuing Type A and Type B sample equally over the first 6 months, an attempt was made to issue the sample in such a way that the Type A sample would approximately reflect the monthly fieldwork pattern achieved in previous sweeps of the BCS. This meant a fieldwork profile which peaked in February and ensured that the majority of interviews were conducted before the end of April, with only mop up interviews during May and June<sup>3</sup>. By contrast, the Type B sample was issued equally over the first six months of the year.

Table 2.1 shows the monthly distribution of Type A and Type B interviews comparing the actual number of interviews attained to the proposed figures. The monthly interviewing profiles for the 1998 and 2000 surveys are shown for comparative purposes. This shows that although the actual number of Type A interviews fell slightly short of the target, the achieved month by month profile replicated the proposed profile almost exactly. The only difference was that the mop up period took slightly longer than anticipated meaning that more interviews were carried out in June.

In terms of allocating Type A and Type B sample across months, it was decided to allocate Type A and Type B interviews proportionately across all points in a month. Table 2.2 shows the proportion of Type A and Type B addresses issued in the first 6 months for a PSU where 32 addresses were issued.

---

<sup>3</sup> Although the initial intention was to replicate the 2000 profile it was later agreed that there would be benefits to flattening out the monthly profile so that there was not such a peak in February.

**Table 2.1 DISTRIBUTION OF TYPE A AND TYPE B INTERVIEWS BY MONTH OF INTERVIEW**

Month	1998 distrib-ution	2000 distrib-ution	2001 Type A proposed distribution		2001 Type A actual distribution		2001 Type B actual distribution		2001 Total sample actual distribution	
	%	%	N	%	N	%	N	%	N	%
<b>2001</b>										
January	13	16	1,388	15	1,434	16	1,052	3.7	2,486	6.7
February	44	39	3,238	35	2,959	33	1,197	4.2	4,156	11.1
March	26	18	1,850	20	1,785	20	1,464	5.2	3,249	8.7
April	13	8	1,850	20	1,692	19	1,428	5.1	3,120	8.4
May	3	15	925	10	639	7	1,478	5.2	2,117	5.7
June	1	4			476	5	1,832	6.5	2,308	6.2
July							2,660	9.4	2,660	7.2
August							3,272	11.6	3,272	8.8
September							3,023	10.7	3,023	8.1
October							3,158	11.2	3,158	8.5
November							2,898	10.2	2,898	7.8
December							2,840	10.1	2,840	7.6
<b>2002</b>										
January							1,383	4.9	1,383	3.7
February							309	1.1	309	0.8
March							183	0.6	183	0.5
<b>Total</b>	<b>100</b>	<b>100</b>	<b>9,251</b>	<b>100</b>	<b>8,985</b>	<b>100</b>	<b>28,177</b>	<b>100</b>	<b>37,162</b>	<b>100</b>

**Table 2.2 PROPORTION OF TYPE A AND TYPE B ADDRESSES ISSUED BY MONTH IN EACH PSU**

	Type A addresses	Type B addresses	Total
January	16	14	32
February	24	8	32
March	12	20	32
April	17	15	32
May	0	32	32
June	0	32	32

## 2.8 Non-white boost sample

Back to [Contents](#)

For some analyses, the Home Office provides separate estimates for the non-white population, and for specific groups within this population. Since the number of non-white respondents identified within the core sample is not sufficient to allow for

sufficiently robust analyses<sup>4</sup>, a boost sample was incorporated in the design of the survey.

In previous sweeps of the survey the boost sample was restricted to black and Asian populations. For the 2001, it was decided to adopt the categories used in the 2001 Census and so broaden the population covered. Thus, the groups defined as ‘non-white’ were:

- Indian
- Pakistani
- Bangladeshi
- Other Asian background
- Caribbean
- African
- Other black background
- Chinese
- White and black Caribbean mixed
- White and black African mixed
- White and Asian mixed
- Any other mixed background where at least part of the mix includes one of the above groups.

The key difficulty in drawing any probability sample of people of non-white origin is identifying them in the first place. In previous sweeps of the survey, two different methods have been used to achieve a boost sample. First, by issuing pre-selected sample in areas that are known to have a high proportion of non-white households and doing direct face-to-face screening. And second, by using a method known as focused enumeration, whereby interviewers screen addresses that are adjacent to the core sample address for eligible respondents.

In the 2001 sample it was decided to use only focused enumeration. This was felt to be a preferable to the alternative method since it produces a sample that is representative of the entire non-white population, rather than just the non-white population living in areas of high concentration. The method is designed to try and ensure that interviewers can screen a large number of addresses as efficiently as possible by using proxy information. It is far more cost effective than direct face-to-face screening, especially in areas of low non-white concentration.

Focused enumeration involves screening addresses by proxy where possible. Interviewers screen groups of pre-sampled adjacent addresses by contacting a responsible adult at one of them and asking (i) about the ethnic origins of those living at the address and (ii) about the ethnic origins of those living at the other (adjacent) addresses. The method has taken a number of forms since it was devised<sup>5</sup>, and the version used on the BCS is one variant of the basic methodology.

In practice, the method used on the 2001 BCS was as follows:

---

<sup>4</sup> In 2001, the core sample contained 1,971 respondents who defined themselves as non-white.

<sup>5</sup> See, for example, Smith P and Prior G (1997) *The Fourth National Survey of Ethnic Minorities* : Technical Report (London : SCPR)

- interviewers identified two adjacent addresses on each side of a core sample address using a strict set of rules.
- wherever possible, interviewers used the contact at the core sample address to establish whether anyone lived at the two addresses either side who they thought was non-white.
- in cases where this was not possible, either because no contact was made at the core sample address or because the person at the core address refused to give the information or did not know anything about their neighbours, the interviewer approached one of the four identified addresses to try and gain the information.
- the interviewer continued like this until they had information about all four identified addresses. The aim was to obtain information about all four addresses in a single visit, so that no additional visits were needed.
- if an eligible respondent was identified at an address, the interviewer sought to carry out an interview. Where more than one eligible respondent existed, the interviewer carried out a selection procedure exactly the same as on the core sample.

Since ethnic origin is largely a matter of self-definition interviewers were briefed to only use the wording provided, which was *“Is there anyone living at [specific address]...who is black, Asian, Chinese, or from any other non-white group”*. Interviewers were also briefed to accept the responses given and not to try and apply any of their own definitions. If respondents had difficulty in giving a direct ‘Yes’ or ‘No’ answer to the question, interviewers could use a card with the census categories on it to help respondents.

Calculating the number of addresses that needed to be screened in order to achieve a sample of 3,000 respondents over the whole year was complex, especially considering that information on non-white population comes from the 1991 Census which is now 10 years out of date. The initial estimates suggested that screening two addresses either side of the core sampled address at 50% of all issued addresses would yield the necessary 3,000 interviews. Thus, for the first 6 months of the survey screening took place at half the addresses in each assignment.

After the first few months of fieldwork it was decided that the screening procedures were not identifying enough potentially eligible respondents in order to achieve 3,000 interviews by the end of the year. As mentioned above, one of the possible reasons for this shortfall was the fact that data from the 1991 Census is ten years out of date and the nature and location of the non-white population is likely to have changed. In addition, a relatively high proportion of households (around 10%) identified as eligible by proxy respondents turned out to be ineligible when an interviewer called at the actual address (i.e. a proxy respondent would say that someone who was ‘non-white’ lived at an address, but when the interviewer visited the address itself the people considered themselves to be ‘white’). While such cases were easily resolved, it did suggest that eligible respondents may be being missed as a result of incorrect proxy information in the other direction (i.e. a proxy respondent would say that only ‘white’ people lived at an address, but if the interviewer had called at the address the people there would have identified themselves as ‘non-white’).

As a result of a predicted shortfall in interviews, the amount of screening was increased in the second six months of the year. In Quarter 3 (July to September) issued sample,

screening was done at two addresses either side of the core sampled address at 100% of all issued addresses, except in areas of very low concentration of non-white population<sup>6</sup>. In Quarter 4 (October to December), the same proportion of screening was maintained but the number of addresses screened at was increased from two to three. In the event, the number of boost interviews achieved exceeded the target by about 10%.

The number of addresses screened at, the number of respondents identified as eligible and the number of interviews achieved over the whole year are shown in Table 2.3

**Table 2.3 YIELD OF INTERVIEWS FROM FOCUSED ENUMERATION PROCEDURES**

	Number of addresses screened	Addresses at which Non-White resident identified		Addresses subsequently identified as ineligible		Eligible addresses for Non-White boost sample		Successful interviews		
		N	%	N	%	N	%	N	%	
Left	1	38,107	1,746	4.6	149	8.5	1,597	4.2	836	52.3
	2	38,107	1,546	4.1	142	9.2	1,404	3.7	694	49.4
	3	12,114	490	4.0	45	9.2	445	3.7	205	46.0
Right	1	38,107	1,562	4.1	154	9.9	1,408	3.7	714	50.7
	2	38,107	1,550	4.1	180	11.6	1,370	3.6	697	50.8
	3	12,114	460	3.8	40	8.9	420	3.5	183	43.5
<b>Total</b>	<b>176,656</b>	<b>7,354</b>	<b>4.2</b>	<b>710</b>	<b>9.7</b>	<b>6,644</b>	<b>3.8</b>	<b>3,329</b>	<b>50.1</b>	

## 2.9 Youth Boost sample

Back to [Contents](#)

As well as increasing the number of interviews conducted with non-white respondents, the Home Office also wanted a boost of young people (aged 16-24) to be carried out in the second six months of the year. The aim was to achieve a sample of 1,500 respondents aged 16 to 24. The 'youth questionnaire' covered fewer topics than the main questionnaire and consequently average interview length was considerably shorter. Discussion of interview length can be found in section 4.5.3.

A separate screening exercise was developed to generate sample for this age group. Interviewers were only sought with eligible respondents at addresses that had been selected as part of the core sample or non-white boost sample.

Since youth screening could involve conducting two interviews in a single household, the selection for the core sample always took place first. This was to ensure that ALL adults (aged 16 and over) in the household were included in the main selection process. If the person selected as the core sample respondent at the address was aged 16 to 24, a youth boost interview was not conducted, regardless of whether an interview was achieved with a core sample respondent or not. This was to ensure that no more than one 16 to 24 year old was ever interviewed in the same household.

Interviewers screened for 'youth sample' by asking a responsible adult at the core address whether there was anybody living at the address aged 16-24 years old. If more than one

<sup>6</sup> In PSUs with a non-white population of less than 0.6%, only 50% of addresses were screened.

16-24 year old was identified at the address, the same random selection procedure was applied as with the core sample to identify one person for interview.

Screening for 16 to 24 year olds was also required as part of the non-white boost. However, it was felt that to ask interviewers to screen at adjacent addresses initially for non white respondents and then for respondents aged 16 to 24 was too much of a burden. Hence, interviewers were not asked to screen households identified in the non white sample for 16 to 24 year olds. Instead, eligible respondents were identified from information contained in the household box of returned interviews. Where the core sample respondent had given permission to be re-contacted, they were contacted approximately two months after the core interview by BMRB's Telephone Unit. Telephone interviewers sought to make contact with the eligible person, carry out a selection procedure if there was more than one 16 to 24 year old in a household, and make an appointment for a face-to-face interviewer to call to conduct the youth interview.

## 3. Questionnaire Content and Development

### 3.1 Structure and coverage of the questionnaire

[Back to Contents](#)

The 2001 BCS questionnaire comprised nine main sections as follows:

- Household Grid and Main questionnaire
- Screener questionnaire which identified respondents experience of victimisation within the reference period
- Victim Forms for any incidents identified at the screeners (up to a maximum of six)
- Module on mobile phone theft
- Module on the performance of the Criminal Justice System
- Follow-up modules (A-D) covering different crime-related topics
- Fires module
- Demographic module
- Self-completion modules on illegal drugs and Inter-Personal Violence (which included sections on domestic violence, sexual assault and stalking)

The basic structure of the questionnaire is shown in Figure 3.1. This also shows what proportion of the sample were allocated to each different module of the questionnaire (see section 3.1.6). The complete questionnaire is documented in Appendix D.

A brief description of each section or module of the questionnaire is outlined below.



Figure 3.1 Flow diagram of the 2001 BCS Questionnaire

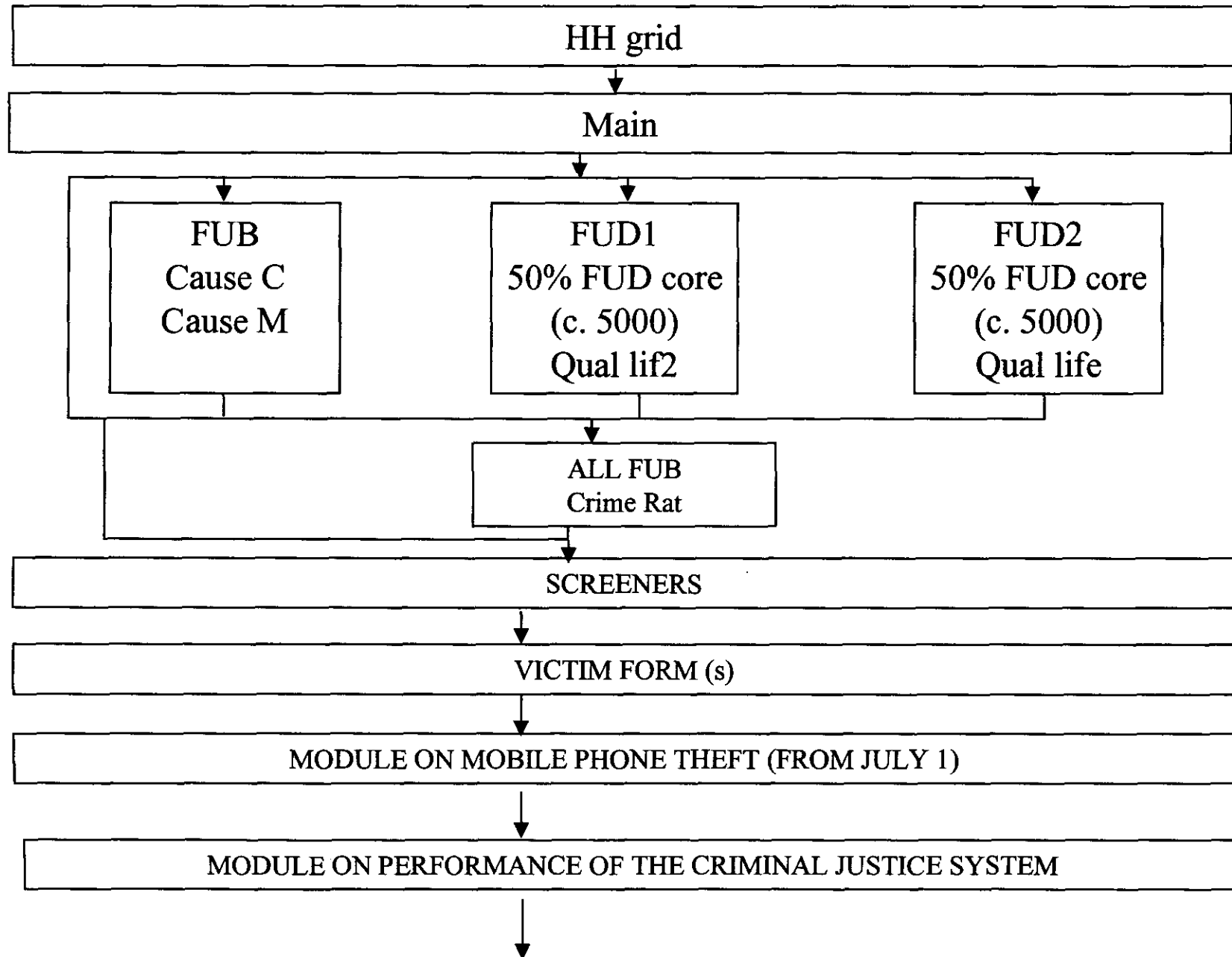
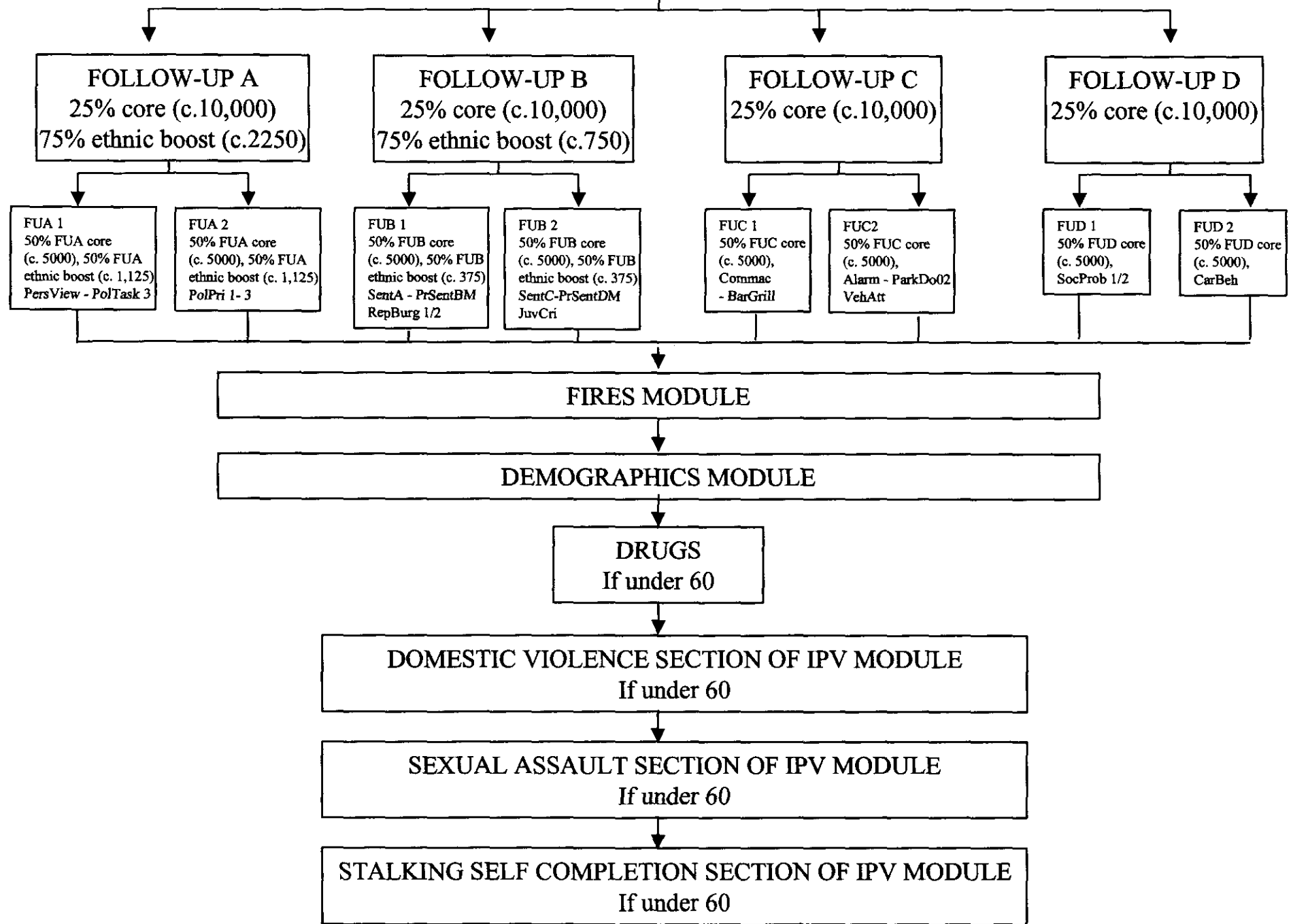


Figure 3.1 cont. Flow diagram of the 2001 BCS Questionnaire



### 3.1.1 Household Grid and Introductory questions

Back to [Contents](#)

Basic socio-demographic details (age, sex, marital status, etc.) were collected in the Household Grid for every adult in the household. Additionally, demographic details of all children under 16 were collected.

The Household Grid was also used to establish the **Household Reference Person**<sup>7</sup>. Household Reference Person (HRP) is the standard classification now used on most government surveys and is based on the following criteria:

- The HRP is the member of the household in whose name the accommodation is owned or rented, or is otherwise responsible for the accommodation. In households with a *sole* householder that person is the HRP.
- In households with *joint* householders the person with the *highest income* is taken as the HRP.
- If both householders have exactly the same income, the *older* is taken as the HRP.

The Household Grid was followed by a series of primarily attitudinal questions, which were mostly asked of all respondents. Many of these questions related to respondents own local area, such as how long respondents had lived in their local area, what they thought were the main problems in their area, how safe they felt, and how often they went out.

A few of the questions in the Main questionnaire were only asked of a random sub-sample of respondents.

### 3.1.2 Screener questionnaire

Back to [Contents](#)

Following the Main questionnaire, all respondents were asked whether they had experienced certain types of crimes or incidents within a specified reference period. In 2001, the precise reference period varied depending upon whether the interview was part of the Type A or Type B sample (see section 2.7). To try and encourage respondents to recall events accurately, a life event calendar was given to all Type B respondents to act as a visual prompt when answering the screener questions (see section 3.1.2). Type A respondents were not shown the life event calendar so as to preserve strict comparability with past BCS sweeps.

Depending upon individual circumstances a maximum of 25 screener questions were asked. These can be grouped into four main categories:

- All respondents living in households with a vehicle or bicycle during the reference period were asked about experience of vehicle-related crimes (e.g. theft of vehicle, theft from vehicle, damage to vehicle, bicycle theft)
- All respondents who had moved in the reference period were asked about experience of property-related crimes in their **previous** residence(s) (e.g. whether anything was stolen, whether the property was broken into, whether any property was damaged)

---

<sup>7</sup> All previous sweeps of the British Crime Survey collected details of the Head of Household.

- All respondents were asked about experience of property-related crimes in their **current** residence.
- All respondents were asked about experience of personal crimes (e.g. whether any personal property was stolen, whether any personal property was damaged, whether they had been a victim of force or violence or threats).

The wording of the screener questions has been kept consistent across all sweeps of the BCS to ensure comparability. They are designed to ensure that all incidents of crime within the scope of the BCS, including relatively minor ones, are mentioned. The screener questions deliberately avoid using terms such as ‘burglary’, ‘robbery’, or ‘assault’, which have a precise definition that many respondents might not be expected to know. The questions are also designed to ensure that the respondent does not mention the same incident more than once. At the end of the screener questions, the interviewer is shown a list of all incidents recorded and is asked to check with the respondent that all incidents have been recorded and nothing has been counted twice. If this is not the case, the respondent has an opportunity to correct the information before proceeding.

Within the screener questions a crucial distinction exists between **household incidents** and **personal incidents**.

All vehicle-related and property-related crimes are considered to be household incidents, and respondents are asked about whether **anyone** currently resident in the household has experienced an incident within the reference period. A typical example of a household incident is criminal damage to a car. It is assumed that the respondent will be able to recall these incidents and provide information even in cases where he/she was not the owner or user of the car.

Personal incidents refer to all crimes against the individual and only relate to things that have happened to the respondent **personally**, but not to other people in the household. An example of a personal incident would be a personal assault. An assault against other household members would not be recorded, unless the respondent was also assaulted in the course of the incident. In such cases, the offence would be coded according to the crime experienced by the respondent (which may not be the same as the experience of another household member).

### **3.1.3 Victim Forms**

Back to [Contents](#)

All incidents identified at the screener questions are followed through in more detail in the Victim Form. Incidents are covered in a specific priority order, which replicates the procedure used up to 1992, when the questionnaire was printed on paper.

#### **3.1.3.1 Identification and ordering of incidents for Victim Forms**

In 2001, over two-thirds (68.7%) of respondents did not report any victimisation over the reference period, meaning that no Victim Forms had to be completed. Where a respondent had experienced one or more incident in the reference period, the computer programme automatically identified the order in which the Victim Forms were asked. This meant that the interviewer had no discretion about the selection or order of Victim Forms<sup>8</sup>.

---

<sup>8</sup> In the case of the incidents of sexual victimisation or domestic violence, the interviewer had an option to suspend the Victim Form, as this might embarrass or endanger the respondent in some situations. The

If six or fewer incidents were identified at the screener questions then a Victim Form was completed for all of the incidents reported. The priority ordering used by the computer was as follows:

- According to the **type** of crime. Victim Forms were asked in reverse order to the screener questions. Broadly speaking this means that all personal incidents were asked before property-related incidents, which were asked before vehicle-related incidents.
- **Chronologically** within each type of crime. If a respondent reported more than one incident of the same type of crime, Victim Forms were asked about the most recent incident first and worked backwards chronologically.
- The first three Victim Forms were **long forms**, which contain all the detailed questions relating to each incident. The second three Victim Forms were **short forms**, a cut down version of the questions that are much quicker to complete.

If the respondent had experienced more than six incidents in the reference period, only six Victim Forms were asked using the above priority ordering. The priority ordering means that the survey does not collect details or only collects limited details (through the short Victim Form) for the crimes or incidents that tend to be more common (e.g. criminal damage to vehicles).

In 2001, a total of 20,739 Victim Forms were completed and 31.3% of respondents reported at least one incident (see Table 3.1). Respondents in the non-white boost sample were more likely than respondents in the core sample to report a crime (36.5% and 30.8% respectively). Among victims, the majority of respondents (63%) only completed 1 Victim Form while only a small proportion completed 4 or more Victim Forms (6.7%). This means that about one in five (19.8%) of all respondents completed 1 Victim Form, while only 2% of all respondents completed 4 or more.

---

interviewer would then attempt to arrange a revisit at a time that would be more convenient (in particular when other household members would not be present).

**Table 3.1 NUMBER OF VICTIM FORMS COMPLETED BY RESPONDENTS**

	Core sample		Non-white boost sample		Total	
	N	%	N	%	N	%
None (Non Victim)	29,044	78.2	2,113	63.5	27,828	68.7
One or more (Victim)	11,447	30.8	1,216	36.5	12,663	31.3
Number of Victim Forms completed:						
1	7,315	19.7	704	21.1	8,019	19.8
2	2,473	6.7	296	8.9	2,769	6.9
3	896	2.4	126	3.8	1,022	2.5
4 or more	763	2.1	90	2.7	853	2.1

### 3.1.3.2 *Series of incidents*

Most incidents reported represent one-off crimes or **single incidents**. However, in a minority of cases a respondent may have been victimised a number of times in succession. At each screener question where a respondent reported an incident, they were asked how many incidents of the given type had occurred during the reference period. If more than one incident had been reported, the respondent was asked whether they thought that these incidents represented a ‘series’ or not. A **series** was defined as “*the same thing, done under the same circumstances and probably by the same people*”. Where this was the case, only one Victim Form was completed in relation to the **most recent** incident in the series. In 2001, 82% of all Victim Forms related to single incidents and 18% related to a series of incidents.

There are two practical advantages to this approach. Firstly, since many (although not all) incidents classified as a series tend to be petty or minor incidents (e.g. vandalism) it avoids the need to ask the same questions to a respondent several times over. Secondly, it avoids ‘using up’ the limit of six Victim Forms on incidents which tend to be less serious.

In the rare cases where a respondent has experienced a mixture of single incidents and a series of incidents the Quanquest interview program has a complex routine which handles the sequence of individual and series incidents and allows the priority ordering of the Victim Forms to be decided.

In terms of estimating the victimisation rates, series incidents receive a weight corresponding to the number of incidents up to a maximum of five (see section 7).

### 3.1.3.3 *Content of Victim Forms*

The Victim Form is the key to the estimate of victimisation and collects three vital bits of information:

The exact month(s) in which the incident or series of incidents occurred. In a few cases, respondents may have reported an incident, which later turned out to have been outside the reference period. In such cases, the Victim Form was simply by-passed by the computer. If respondents were unsure about the exact month in which something happened, they were asked to narrow it down to a specific quarter. For incidents that

were part of a series, respondents were asked how many incidents occurred in each quarter and the month in which the most recent incident had occurred. In the questionnaire program dates were automatically calculated based on the date of interview and appropriate text substitution was used to ensure that the questions always referred to the correct reference period, for both Type A and Type B sample. Details of the appropriate reference periods used for the 2001 sample can be found in Appendix F.

- An open-ended description of the incident where the respondent describes in their own words exactly what happened.
- A series of key questions used to establish important characteristics about the incident. Examples of the sort of information collected includes where and when the incident took place; whether there was a racial element to the incident; whether anything was stolen or damaged and, if so, what; the costs of things stolen or damaged; whether force or violence was used and, if so, the nature of the force used and any injuries sustained; and whether the police were informed or not.

The questions within the Victim form have remained largely unchanged from previous sweeps. In 2001, a number of additional questions were added specifically in relation to car theft. These collected more detail about the make, model, and age of the vehicle stolen and details about the security features of the vehicles.

#### **3.1.4 Module on mobile phone theft**

Back to [Contents](#)

To reflect this new area of crime concern, a module on mobile phone theft was included on the survey from July 2001. Although mobile phones stolen from the respondent should be picked up in the Victim Form, thefts from other members of the household (including children) are not covered. Consequently, in this module all respondents were asked who in the household, if anyone, used a mobile phone, whether anyone in the household had had a mobile phone stolen in the last 12 months and, if so, details of the incident.

Data from these questions should be analysed using the household weights to generate victimisation rates per household. These are discussed in greater detail in Chapter 7. If one wanted to generate figures for victimisation rates per head of population, this can be done but involves generating a victimisation rate within a household (i.e. average number of mobile phone thefts per person in the household, including children) and generating sample weights equal to the household weights multiplied by the number of persons in the household. For victimisation rates for age groups the same process of averaging and generating new sample weights would have to be followed, but restricted to the age group of interest.

#### **3.1.5 Module on performance of the Criminal Justice System**

Back to [Contents](#)

This short module asked all respondents about their confidence in the Criminal Justice System, and how good a job they thought the different elements of the Criminal Justice System (e.g. the courts, the Crown Prosecution Service, the police, the prison service, the probation service) are doing.

### **3.1.6 Follow-up modules**

Back to [Contents](#)

Respondents were randomly allocated to one of four follow-up modules (see section 3.5.2 for how this was done). Core sample respondents were allocated equally to each follow-up, meaning that approximately 9,250 respondents were asked each module. Respondents who were part of the non-white boost sample were randomly allocated to only modules A or B, in a ratio of 3:1 (i.e. approximately 2,250 respondents were asked Follow-up A and approximately 750 respondents were asked Follow-up B).

#### **3.1.6.1 Follow-up A: Contact with and attitudes towards the police**

In 2001, Follow-up A included both questions that had been asked on previous sweeps of the BCS, as well as a number of new questions. Some of the topics covered in this module included:

- whether respondents knew or had any contact with the police
- whether they had been stopped by the police either in a vehicle or on foot
- if so, the reason for this and the nature of the contact
- attitudes to the police
- what respondents thought police priorities should be

#### **3.1.6.2 Follow-up B: Contact with and attitudes towards the Criminal Justice System**

Again, this module included both questions that had been asked on previous sweeps of the BCS as well as new questions. Topics covered in this module included:

- knowledge of sentencing practices
- attitudes to sentencing policy, including what respondents thought sentences should be for particular crimes and what they thought they actually were.
- recent contact with different parts of the Criminal Justice System

#### **3.1.6.3 Follow-up C: Crime prevention and security**

Topics covered in this module included:

- community action
- knowledge of Neighbourhood Watch
- knowledge of local crime partnerships
- home, personal and vehicle security
- attitudes to vehicle security
- fire safety measures in the home

#### **3.1.6.4 Follow-up D: Ad hoc crime**

This follow-up module consisted largely of new questions. Although a number of questions focused on respondents' local areas, the module contained quite a wide variety of questions. These included:



- role of victims in the Criminal Justice System
- concern about crime
- attitudes to the local community
- involvement in community activity/ voluntary activities
- experience of anti-social behaviour
- attitudes to driving behaviours.

### **3.1.7 Fires module**

Back to [Contents](#)

Respondents were asked whether they had experienced any domestic fires in the last year. For the small proportion of respondents who had experienced a fire, there were a number of follow-up questions relating to how and where it started, how it was discovered, who put it out and any damage or injuries caused. These questions were included on the BCS partly because the Home Office had policy responsibility in this area during the time of the survey, but also because of their relative rarity a very large sample is required to provide a satisfactory base for analysis of different types of domestic fires.

### **3.1.8 Demographics module**

Back to [Contents](#)

This section collected additional information on the respondent and their household. Questions included:

- general health, including smoking and drinking behaviour
- employment details. Where the respondent was not the Household Reference person occupation details were also collected about the HRP
- educational attainment and qualifications
- ethnicity<sup>9</sup>
- housing tenure
- household and personal income.

### **3.1.9 Self-completion modules**

Back to [Contents](#)

The self-completion modules were only asked of respondents aged under 60 years of age. They were all presented as computer assisted self-completion (CASI) modules to ensure respondent confidentiality in answering these questions. The respondent was asked to follow the instructions on the screen of the laptop and enter their answers appropriately. Practice questions were included before the start of the self-completion module to give the interviewer an opportunity to show the respondent the different functions of the computer. If the respondent was unable or unwilling to complete the modules using the computer the interviewer could administer the self-completion. However, in this situation only the drugs and the domestic violence section of the Inter-Personal Violence module were asked, while the sexual assault and stalking sections of the Inter-Personal Violence module were by-passed.

Interviewer assistance and the presence of others while completing these modules was recorded by the interviewer (Section 4.4, Tables 4.2 and 4.3).

---

<sup>9</sup> In the 2001 survey the ethnicity question was changed from previous sweeps to be consistent with the 2000 Census question on ethnicity.

### **3.1.9.1 Drugs**

The module on knowledge of and use of drugs remained virtually unchanged from previous BCS sweeps.

Questions about whether respondents had ever heard of certain types of drugs were dropped and questions asking if they had ever taken a variety of different drugs had a 'Never heard of it' category added (in previous sweeps most respondents had heard of all the drugs listed except the made up drug Semeron). If respondents had ever taken any types of drugs, respondents were then asked whether they had taken them in the last year or the last month. In 2001, additional questions were added to this module asking those who had taken drugs at what age they first took them and how easy they thought it was to get particular drugs. These additional questions were only asked of respondents aged 16 to 24.

### **3.1.9.2 Inter-personal violence**

A new self-completion module on inter-personal violence was developed covering the areas of domestic violence, sexual attack and stalking. Although these areas have been asked in previous sweeps of the BCS, the new module was considerably more detailed than previous sweeps.

Respondents were asked whether they had ever suffered from any sort of domestic violence and whether they had experienced this in the last 12 months. Those who had suffered such violence were then asked detailed questions who the perpetrator(s) was, any injuries suffered, use of medical and health services, whether the police were involved or not, and other sources of help and support sought. If the respondent had experienced more than one incident of domestic violence, they were asked to answer the questions in relation to the worst incident.

Respondents were asked a similar set of questions in relation to sexual assault. This section asked about aspects of minor sexual assault (indecent exposure, touching, and sexual threats) and serious sexual attack (rape, attempted rape, and other serious sexual assault)

Respondents were asked a short section on experience of stalking. This included receiving obscene or threatening phone calls or letters, experience of being followed and persistent damage of property.

On account of their sensitive nature, the sexual assault and stalking questions were only asked if the respondent was prepared to enter the answers to the questions on the laptop themselves (i.e. the interviewer was not allowed to assist).

## **3.2 Life event calendar**

Back to [Contents](#)

Due to changes in the reference period being introduced to the 2001 survey, the Home Office wished to take the opportunity to try and improve the accuracy with which respondents recalled events.

Whenever respondents are asked to think about events that have happened during a particular time period there is likely to be a certain level of response error. Errors most salient to the BCS include:

- Respondents forgetting about more trivial incidents.
- Respondent not knowing about incidents, especially in relation to household crimes which might not have involved them personally.
- Respondents remembering an incident but placing it wrongly in time either by remembering an incident as happening earlier than it actually did (backwards telescoping) or later than it actually did (forward telescoping).
- Respondents deliberately concealing incidents, such as sexual assault, which they may not wish to reveal.

Methodological work<sup>10</sup> has shown that the net effect of response biases tends to result in an under-counting of survey-defined offences, but that these losses are not the same for all crime categories. While more trivial crimes are the most likely to be under-reported, more serious incidents are more easily recalled and may even be subject to 'forward telescoping' and therefore over-counted.

A qualitative follow-up study of respondents to the 1996 BCS suggested that ability of respondents to accurately recall incidents in the reference period was affected by a number of things<sup>11</sup>. These included:

- A failure to understand the importance of the reference period. Respondents can believe that incidents that fall outside this period are not being taken seriously or that a false impression of crime rates are being created by not allowing them to report incidents. The overall impact of this may be to encourage respondents to include incidents that did not actually occur in the reference period.
- A perception that the reference period was vaguely defined due to the use of phrases such as '*in the last 13 to 14 months*' in many of the screener questions. A vague time period allows respondents to use their own interpretation and so may encourage respondents to include incidents, especially serious incidents, which occurred outside the reference period
- Recall is also influenced by various factors related to the specific circumstances of the crime – the exact timing of the crime relative to the interview; the number of incidents experienced; the severity of the crime; whether the crime was experienced by the respondent or by others in the household. A lot of these factors – especially the occurrence of relatively trivial incidents, and household crimes actually experienced by other members of the household – may tend to encourage respondents to under report incidents.

The move to continuous sampling meant that the reference period had to become the previous 12 months rather than the period since the start of the previous calendar year. This is arguably a less memorable reference period. Lynn and Elliot<sup>12</sup> in their review of BCS methodology proposed a tightening up of procedures for bounding the reference period to coincide with their recommendation to move to continuous sampling.

---

<sup>10</sup> Skogan, W.G. (1981). *Issues in the measurement of Victimization*. US Dept of Justice, Bureau of Justice Statistics, Washington DC.

<sup>11</sup> White, C *et. al.* (1998) *Following up the British Crime Survey 1996 : A qualitative study* (London : SCPR)

<sup>12</sup> Lynn P and Elliot D (2000) *The British Crime Survey : A Review of Methodology* (London : National Centre)

Based on these findings and the need to update procedures with the introduction of continuous sampling, it was decided to reword the introductory preambles to the screener questions to try and address some of these issues. In particular, the preamble to the screener questions was amended to explain to respondents why the survey was only asking about things that had happened in a specific time period and to reassure them that crimes which may have occurred outside this period were still important.

It was also decided to try and address issues of recall by using a **life event calendar** on the survey. Such a calendar works by trying to place events or incidents in some sort of meaningful context for each respondent by building up a picture of events that have happened to them in the last year (e.g. birthdays, anniversaries, holidays, starting a new job, etc.) which are memorable to the respondent. Additionally, national dates such as Christmas, Easter, or Bank Holidays can be put on the calendar as common reference points.

Life event calendars have been used in a number of contexts. One example is the 1994 *Family and Working Lives Survey*, which used an ‘events matrix’ to record a skeleton of the respondent’s life, including periods of marriage, cohabitation, divorce and separation; periods of employment or training; and periods in prison or in other institutions. This data was collected on paper, separately from the main CAPI interview, with assistance from the interviewer. Having a paper document was reported to be invaluable, because it could remain in front of the respondent throughout the interview<sup>13</sup>.

In relation to the BCS, it was decided a life event calendar could serve two useful purposes:

- First, to provide respondents with a visual aid throughout the screener questions; and
- Second, to help respondents who were having difficulty recalling in which particular month an incident may have occurred.

Appendix E has an example of the calendar used on the 2001 survey. To maintain consistency with previous sweeps, the calendar was only used with respondents who were part of the Type B sample (i.e. the new reference period).

### 3.3 Questionnaire development

Back to [Contents](#)

Since many of the questions on the 2001 BCS had been included in previous sweeps of the survey, it was decided to concentrate piloting efforts only on new questions. Additionally, the life event calendar needed to be piloted. It was particularly important to pilot the new self-completion module on inter-personal violence (which included sections on domestic violence, sexual assault and stalking) with respondents who had actually experienced such incidents. Due to the difficulties of finding such respondents through door to door screening, it was decided to pilot the self-completion module separately by approaching womens’ refuges to try and contact women who had experienced such incidents. (see section 3.3.2).

---

<sup>13</sup> King S and Bartholomew R Family and Working Lives Survey ESOMAR/WAPOR Seminar ‘Research for Public Policy’. Budapest, 1996

### 3.3.1 Main stage piloting

Back to [Contents](#)

Piloting of the main parts of the questionnaire was done using **dynamic piloting**. This is a form of piloting which is regularly used by BMRB to develop questionnaires across many different surveys. Dynamic piloting uses techniques similar to cognitive interviewing by seeking to understand the thought processes that a respondent uses in trying to answer a survey question. It is designed to see whether the respondent understands the question, or specific words and phrases contained within the question; what sort of information the respondent needs to retrieve in order to answer the question; and what decision processes the respondent uses in coming to an answer.

#### 3.3.1.1 *Dynamic piloting methodology*

Dynamic piloting involves a small number of highly experienced interviewers working together with researchers in a field setting. The interviewer fulfils his or her conventional role, while the researcher observes the interview at first hand. This enables the observer to identify and note areas of doubt, misunderstanding or incomprehension on the part of the respondent during the interview. By observing the interview as it takes place, the researcher is able to witness not only the verbal communication that takes place, but also any non-verbal reactions of the respondent. At the end of the interview or immediately following questions or sections of particular interest, the researcher probes on specific aspects of the interview. Although each observer had a standard list of probes that are developed prior to the pilot, the method is flexible enough to allow observers to carry out spontaneous probing based on what happens during each individual interview.

A small scale and intensive dynamic pilot of this nature is preferable to a larger scale exercise where the interviewers are unaccompanied. In the latter instance, interviewers tend to report back on how they rather than the respondents found the questionnaire.

With all dynamic pilots the interviewers and researchers are thoroughly briefed before starting the pilot and an informal debrief is held at the end of the pilot.

#### 3.3.1.2 *Structure of piloting on the BCS*

Dynamic piloting on the BCS was carried out in two rounds during late October and early November 2000. This approach allowed the preliminary findings from the first round of piloting to be considered by researchers and the Home Office and amendments made to specific questions where necessary before round two. In total four interviewers and four researchers worked on each round of the pilot and a total of 40 interviews were conducted over the two rounds of piloting. Respondents were pre-recruited by interviewers and all respondents were paid a small incentive. Quotas were set to ensure that at least half of the respondents had experienced some sort of crime in the previous twelve months. To make it easier to find such respondents, all the areas used for the pilot were high crime areas.

In both rounds of the pilot, the questionnaire had a similar structure. It consisted of the standard Household Box, the screener questions, the open-ended description in the Victim Form (if applicable), and then a composite follow-up module which contained the new questions from all of the follow-up modules. The pilot questionnaires used at both rounds of the pilot can be found in Appendix J.

Interviews lasted approximately 30 minutes, with a further 20-30 minutes of probing by the observer.

### **3.3.2 Piloting of the self-completion module** [Back to Contents](#)

As part of piloting the self-completion module on inter-personal violence, (including sections on domestic violence, sexual assault and stalking) interviews were conducted with women who had direct experience of such incidents. This was done through conducting interviews with women in refuges. A total of 4 refuges were approached, with initial contact being made through the Home Office. Like the main stage pilot, two rounds were conducted to allow preliminary findings from round one to be incorporated into the questionnaire at round two. In total, 18 interviews were conducted with women who had experienced inter-personal violence. Since the module being piloted was intended for self-completion, all respondents were asked to complete the module themselves. All interviews were administered by female researchers.

### **3.3.3 Dress rehearsal**

After the piloting of the questionnaire had been completed a dress rehearsal was undertaken in late November 2000. The dress rehearsal was simply a small-scale survey carried out under conditions as similar as possible to the full survey. The aim of the dress rehearsal was to test not only the piloted questionnaire but also the survey systems and processes. In total, 14 interviewers worked on the dress rehearsal and 168 interviews were achieved. All interviewers were briefed prior to the start of the dress rehearsal and a full-day debrief was held which was attended by both researchers working on the project and the Home Office.

### **3.4 Final questionnaire and revisions** [Back to Contents](#)

Following more feedback from the dress rehearsal and detailed analysis of the timings, further modifications were made to the questionnaire to bring the length of the questionnaire in line with previous sweeps. This was done primarily by allocating more questions to sub-samples within each follow-up module. This means that within each module some questions are only asked of half the respondents allocated to that module (i.e. approximately 5,000 respondents)

A paper questionnaire was produced from the Quanquest software that detailed the questions and their routing instructions as specified in the Quanquest code. This was translated into a Word document to provide a more user-friendly questionnaire.

Once all changes had been approved the questionnaire was thoroughly checked by BMRB researchers and Home Office research staff.

Despite best efforts a few small errors were subsequently discovered in the filtering of the questionnaire. Since the whole sample and fieldwork management process is based on a monthly cycle and each month operates as a mini-survey in its own right, the BCS questionnaire is issued to interviewers on a monthly basis. This allowed any minor errors in the CAPI script to be corrected in a timely fashion.

## **3.5 CAPI Development Issues**

Back to [Contents](#)

### **3.5.1 Converting the 2000 BCS**

Back to [Contents](#)

In 2001, the questionnaire was written in Quancept script. Quancept is a suite of programs used by many research agencies for both CAPI and CATI surveys. Central to Quancept is a high level programming language used to define all aspects of the questionnaire. The script contains the questions to be asked, the responses which will be accepted to each question, filter instructions to determine exactly which questions will be asked of each respondent and other statements for checking consistency between answers.

Since previous sweeps of the survey had been carried out using the Blaise software system it was essential that the programming of the 2001 questionnaire was entirely consistent with previous sweeps. It was especially crucial that the programming of the screener questions and the rules used to determine the order in which Victim Forms are asked was consistent. This required not only replicating the questions and filtering precisely but also the consistency and logic checks used in previous sweeps to ensure that no changes in the data could be attributed to differences in the way the questionnaire was programmed. Additionally, the treatment of Don't Know and Refused keys had to be kept consistent with previous sweeps.

Considerable resources were devoted during the piloting and dress rehearsal stages to ensure that the questionnaire programme was working properly and exactly replicated the 2000 questionnaire. The Home Office provided the Blaise script from 2000 to allow precise comparisons to be made. Additionally, the 2001 questionnaire was run in parallel with the 2000 questionnaire to ensure that the filtering and logic and consistency checks worked in exactly the same way where relevant.

The Quancept program is run within an environment – known as the CAPI Shell- that controls the management of the sample, the data transmission procedures, and the back up procedures.

### **3.5.2 Allocation of sample within CAPI**

Back to [Contents](#)

In the 2001 survey the unique serial number entered by interviewers into the computer had to be capable of the following:

- to randomly allocate respondents to one of four follow-up modules (and within each module to further allocate respondents into a sub-sample).
- to distinguish between Type A and Type B interviews in the first four months of issued sample.
- to distinguish between a core sample respondent and a non-white boost sample respondent.

The unique serial number pre-printed on all core Address Contact Sheets and transferred by interviewers into the CAPI consisted of 6 digits. The first 4 digits (1000-9999) represented the area or sample point number and the last 2 digits (01-99) represented the address number. Additionally, the interviewers had to enter a screen number which denoted whether the interview was a core sample interview (screen number 0) or a non-white boost sample interview (screen number 1-6). Various checks were incorporated

into the questionnaire to minimise the chances of errors being made by interviewers when entering the serial and screen numbers.

In the first 4 months of issued sample, when each sample point contained both Type A and Type B addresses (see section 2.7), address numbers 01-49 were used to denote Type B interviews, while address numbers 50-99 were used to denote Type B interviews. In the latter part of the year, when all issued sample became in effect Type B, all issued address numbers were in the range 01-32.

Allocation of respondents to each follow-up module was also done on the basis of the address number, using an algorithm based on division of the address number by 8 as shown in Table 3.2. For non-white respondents, who were allocated only between Follow-up modules A and B in the ratio of 3:1, the algorithm was amended to ensure a similar random allocation of respondents.

Since each sample point contained either 16 or 32 addresses the above algorithm ensured that within each sample point a similar number of issued addresses were randomly allocated to each follow-up module.

**Table 3.2 ALLOCATION OF INTERVIEWS TO FOLLOW-UP MODULES**

Address Number	Remainder divided by 8	Follow-up module	
		Core sample	Non-white boost sample
01,09,17,etc.	1	A1	A1
02,10,18,etc.	2	B1	B1
03,11,19,etc.	3	C1	A1
04,12,20,etc.	4	D1	A1
05,13,21,etc.	5	A2	A2
06,14,22,etc.	6	B2	B2
07,15,23,etc.	7	C2	A2
08,16,24,etc.	8	D2	A2



### 3.5.3 Features of Quancept used in the BCS

*Back to [Contents](#)*

#### 3.5.3.1 Don't Know and Refusal Keys

In the Quancept script, Don't Know and Refused are special codes. Rather than entering numeric codes for these options, interviewers enter DK and REF respectively. As with previous sweeps of the BCS, almost every question had a Don't Know and Refused option that the interviewer could use. However, at most questions they were hidden, and so did not appear on the screen as an explicit option. In the paper questionnaire in Appendix D, Don't Know and Refused are only shown if they actually appeared as an option on the screen.

#### 3.5.3.2 Different question types

As with previous sweeps of the BCS, the vast majority of questions were pre-coded, meaning that a list of answer categories appears on the laptop screen and the interviewers enter the appropriate numeric code. Questions were either single response (i.e. only one code can be entered) or multi-response (i.e. more than one code can be entered). In the latter case, answers are entered separated by spaces. In multi-response questions it is possible to allow a combination of either multi-response or single response options at the same question. In the case of numeric questions, where an actual value is required, the interviewer simply types in the appropriate number.

Many pre-coded questions had a 'Other –specify' option, and if this option was selected by a respondent, the interviewer would simply type in the answer given. In all these questions, the answers were later examined by coders to see if the other answer could be back coded into one of the original pre-coded options (see section 5.2).

In Quancept the standard keys that interviewers use to move forwards and backwards through the questionnaire are *Ctrl + Enter* and *Ctrl + Backspace* respectively. Although interviewers are trained to use computers, it was felt that these keystroke combinations might be awkward for respondents when completing the self-completion part of the questionnaire. Consequently, a modified version of the software was used for the BCS which allowed respondents to use single keystrokes (F2 for forward, F1 for backward) to complete the self-completion.

#### 3.5.3.3 Logic and consistency checks

A number of logic and consistency checks were built into the Quancept script. These were of two types. First, **hard checks**, where the interviewer was not able to move on to the next question until the discrepancy had been resolved. And, second **soft checks** where the interviewer was asked to confirm that the information entered at a specific question was correct but was allowed to pass on to the next question.

A full list of all the logic and consistency checks in the 2001 script can be found in Appendix I.

#### 3.5.3.4 Date calculation and text substitution

As with previous sweeps of the BCS text substitution and date calculations were used extensively throughout the questionnaire. Type A interview screener questions were kept exactly the same as before. Type B interviews used different text substitution and date calculations due to the change in the reference period definition.

**Text substitution** is where alternative text is used in a question depending upon the series of answers given by a respondent to previous questions. In the paper questionnaire, square brackets are used to denote the existence of text substitution in a question.

Two main types of **date calculations** were used in the questionnaire:

- First, the precise reference period was calculated based on the date of interview and this was then substituted into the text of many questions. In all cases it was decided to calculate the date to the first of the month 12 months previous. Thus, for example, any interviews conducted in July 2001 would use the reference period “*since the first of July 2000*”. This means that in practice the 12 month reference period consisted of the last 12 full calendar months, plus the current month (i.e. slightly more than 12 calendar months). This fact is taken into account when the victimisation rates are being estimated.
- Second, some code frames consisted of particular time periods (e.g. months or quarters) which changed on a month by month basis. With these type of questions the Quancept script was programmed to allow the whole period covered by the survey (e.g. from January 2000 to April 2002 – a total of 28 months). However, interviewers only saw on screen the sub-set of codes that were appropriate to the correct reference period (i.e. 13 calendar months).

Since some questions use these constantly rotating code frame based upon date of interview it is impossible to label these variables in any meaningful way in the SPSS data file. A list of these questions and the appropriate code frames that actually appeared on screen depending upon the month of interview for both Type A and Type B sample can be found in Appendix F.

## 4. Fieldwork

Back to [Contents](#)

This chapter documents the data collection process, focusing on quality control procedures and the outcome in terms of response rates.

### 4.1 Briefing of interviewers

Back to [Contents](#)

All interviewers working on the 2001 BCS attended whole day briefing meetings with researchers and field staff from their organisation, together with representatives of the Home Office research team.

Each briefing included:

- information about the BCS and its use by the Home Office
- information about sampling procedures and the importance of high response rates
- explanation of certain questions and topics covered in the interview
- instruction about how to handle the self completion sections of the interview.

Initial briefing sessions were conducted in January and February 2001, with others conducted later in the year to brief new interviewers joining the panel. A total of 385 interviewers attended briefings on the 2001 BCS, including supervisors and those who attended to ensure the smooth running of the briefings, for example by helping any interviewer who had problems with their computer.

In July 2001, all interviewers were briefed on the new youth screening procedures, brought up to date with changes to the questionnaire, and given further information on existing procedures by means of a video briefing. Video briefings are recorded on CD and interviewers are able to play them on their laptop computers.

### 4.2 Supervision and quality control

Back to [Contents](#)

Several methods were used to ensure the quality and validity of the data collection operation.

A proportion of interviewers, particularly those less experienced, were accompanied in the field by supervisors. This included all interviewers who were new to random probability, who were accompanied on the first day of a BCS assignment by a supervisor.

A proportion of addresses were re-contacted, to verify that the interviewer had contacted someone at the address, whether or not an interview had resulted. In total, 3,521 respondents were re-contacted to verify that the interviewer had contacted someone, and whether or not an interview had resulted.

A total of 10,220 core addresses and 1,731 non-white addresses where there was an unproductive outcome at the initial stage were re-issued, either to the original interviewer, or to another interviewer or supervisor. In some cases, addresses were issued more than once. Of these, 29% were converted into productive outcomes, compared to 34% in 2000.

### 4.3 Fieldwork dates

Back to [Contents](#)

The BCS had always been conducted in the early part of the year, in order to keep the reference period for incidents as consistent as possible with BCS sweeps. From January 2001 the British Crime Survey (BCS) became a continuous survey with 40,000 respondents interviewed per year.

Each fieldwork period lasted approximately 3 months to allow sufficient time for non-productive addresses to be re-issued. This means that for sample issued in January, fieldwork was carried out until the end of March, while sample issued in February was in the field until the end of April. Because of this time lag, it means that although sample was issued throughout 2001, interviewing did not finish until the end of March 2002. In fact, 6.6% of core interviews and 9.8% of non-white interviews that were part of the 2001 issued actually took place in 2002.

Both the date of interview and the date of issue are included on the BCS data set. It is important to understand that while the sample and fieldwork is managed on the basis of **issued sample**, much of the analysis (including the calculation of victimisation rates) is based upon the **achieved sample** within any given period. Details about how issued sample and achieved sample relate to data output can be found in section 6.2.

### 4.4 Presence of others during the interview

Back to [Contents](#)

In briefing interviewers, emphasis was placed on trying to conduct the interview in private. It was felt that this would not only make the interview run more smoothly, it might also prevent some respondents from mentioning certain incidents, which they might be embarrassed or worried of talking about in front of others. This was a particular concern for respondents who had experienced domestic violence or sexual assault. For such incidents, interviewers were given the option of suspending the Victim Form if they felt it was inappropriate to continue with the questions because of the presence of others in the room.

However, it was also recognised that in some situations the presence of others can improve the accuracy of the information collected. This is particularly the case in incidents of vehicle crime or property crime, where the respondent may not have been personally present, reported the incident to the police, etc.

The key point at which the presence of another person could affect the estimate of victimisation is during the initial set of 'screener' questions. At the end of these questions, the interviewer recorded whether anyone else was present. The coding of this question is shown in Table 4.1.

**Table 4.1 WHETHER ANYONE ELSE WAS PRESENT DURING THE SCREENER QUESTIONS**

	<b>Core sample</b>	<b>Non-white boost sample</b>	<b>Total</b>
	<b>%</b>	<b>%</b>	<b>%</b>
No-one present	70	57	69
Children under 16	8	18.5	9
Spouse/partner	17.5	17.5	17.5
Other adult	7.5	16	8
<i>Base: (All)<sup>14</sup></i>	<i>37,162</i>	<i>3,329</i>	<i>40,491</i>

In more than two-thirds of interviews (69%), the respondent was interviewed without anyone else other than the interviewer being present. Respondents interviewed as part of the non-white boost sample were more than twice as likely as respondents from the core sample to be interviewed with children under 16 present (18.5% and 8% respectively) and with other adults present (16% and 7.5% respectively).

The presence of others during the self-completion sections was also recorded (Table 4.2). In 71% of interviews the self-completion was done with no one other than the respondent and interviewer present. As with the screener questions, it was more common for respondents from the core sample to complete the self-completion with no one else present compared with respondents from the non-white sample (71% and 65% respectively).

**Table 4.2 WHETHER ANYONE ELSE WAS PRESENT DURING THE SELF-COMPLETION QUESTIONS**

	<b>Core sample</b>	<b>Non-white sample</b>	<b>Total</b>
	<b>%</b>	<b>%</b>	<b>%</b>
No-one else	71	65	70.5
Children under 16	9	14	9
Spouse/partner	14	13	14
Other adult household member	6	9	6
Non-household member	2.5	4	2.5
Someone else – not sure who	1	1	1
<i>Base (all who completed self-completion)<sup>15</sup></i>	<i>22,463</i>	<i>2,204</i>	<i>24,667</i>

Where anyone else was present, the extent to which they were involved in answering questions was noted as was whether the interviewer was involved in the self-completion sections.

Even where someone else was present during the self-completion, it was not common for others to become involved in answering the questions. In 87% of cases where

<sup>14</sup> Percentages add up to more than 100% since more than one answer could be coded at this question

someone else was present, the respondent completed the self-completion section entirely on their own. In 7% of cases someone else looked at or read the self-completion with the respondent, while in 6% of cases the respondent discussed the self-completion with others.

Interviewer involvement in helping the respondent with the self-completion sections was also not common (Table 4.3). Just over 11% of respondents asked the interviewer to complete the self-completion for them, with respondents from the non-white boost sample being more likely to chose this option than respondents from the core sample (15.5% and 11% respectively). However, the vast majority of respondents (81%) completed the self-completion without any assistance at all.

**Table 4.3 AMOUNT OF ASSISTANCE GIVEN BY INTERVIEWER WITH THE SELF-COMPLETION**

	Core sample	Non-white sample	Total
	%	%	%
All done by respondent	82	72	81
Help given with one or two questions	4	8	5
Help given with more than one or two questions, less than half	1	2	1
Help given with more than half, but not all	1	0.5	0.5
Help given with all/nearly all	1	2	1
Completed by interviewer	11	15.5	11.5
<i>Base (all who completed self-completion)</i>	<i>22,463</i>	<i>2,204</i>	<i>24,667</i>

## 4.5 Length of interview

Back to [Contents](#)

### 4.5.1 Introduction

Back to [Contents](#)

Timing stamps were placed throughout the questionnaire to allow timing of individual sections. Due to various technical issues associated with the CAPI system, it is not always possible to derive meaningful time stamps from every interview. For example, should an interviewer briefly go back into an interview at a later time to check or amend a response the time stamps can be set to show an apparently very short (2-3 minutes) interview. Similarly, if an interviewer has to temporarily stop or suspend an interview for an hour or so and fails to come out of the questionnaire in the intervening period (simply powering down the computer instead) the time stamps can show an interview of 4-5 hours.

To eliminate the effects of these outliers on the calculation of average timings, it was decided to only include interviews where the total length of interview was in the range 15

minutes to 180 minutes. During the 2001 survey 35,907 interviews out of 40,491 had a time within these ranges and are included in the analysis below<sup>16</sup>.

#### 4.5.2 Calculation of interview times

*Back to [Contents](#)*

Since the calculation of interview times is based on time stamps generated within the interview (rather than an interviewer estimate), they represent the elapsed time from the first question to the last question. As such they do **not** include the time during which the interviewer is introducing the survey, setting up the laptop, or packing up at the end of the interview. It should be noted that this represents a different method of timing interviews from previous sweeps of the BCS which were based on interviewer estimate of the total time spent in a respondent's home (including introduction, setting up and packing up).

#### 4.5.3 Overall length of interview

*Back to [Contents](#)*

The average (mean) length of the interview during the first 6 months of 2001 was **47 minutes**. This compares to a set interview length of 50 minutes. The main influence on length was whether or not the respondent was a victim of crime or not. The average interview length for **non-victims** was **39 minutes** compared to **63 minutes** for **victims**. The average length of core sample interviews was **46 minutes**, while the average length of the non-white boost sample interviews was **50 minutes**. The average length of the youth boost sample interviews was **26 minutes**.

The average length of interview by number of Victim Forms is shown in Table 4.4 below.

**Table 4.4 LENGTH OF INTERVIEW BY NUMBER OF VICTIM FORMS**

Number of Victim Forms	Average time (minutes)
<b>Non victims</b>	<b>39</b>
1	56
2	70
3	83
4 or more	93
<b>All victims</b>	<b>63</b>
<b>All respondents</b>	<b>47</b>

<sup>16</sup> A high proportion of the interviews without valid time stamps are from January due to the time stamps initially being set incorrectly. The setting of the time stamps were adjusted from February onwards to ensure that stamps were not overwritten should an interviewer go back into an interview at a later time.

#### 4.5.4 Average time for different sections of the interview. [Back to Contents](#)

The average times for each of the main sections of the questionnaire are shown below in Table 4.5.

**Table 4.5 AVERAGE TIMES FOR EACH QUESTIONNAIRE SECTION**

Questionnaire section	Average time (minutes)
Main questionnaire (inc. household box)	11.2
Screening questions	3.3
Victim form <sup>17</sup>	6.7
Criminal Justice System	3.5
Follow-up module <sup>18</sup>	7.1
Fires	0.3
Demographics	8.0
Drugs	1.7
IPV/sexual attack	3.6
End of interview admin.	1.4
<b>Average time</b>	<b>47</b>

#### 4.5.5 Length of victim forms

[Back to Contents](#)

As mentioned above the average length of the questionnaire is affected primarily by the number of Victim Forms completed by a respondent with the time for non-victims being, on average, 39 minutes compared to 63 minutes, on average, for victims.

Although the average time taken to complete the victim forms was 6.7 minutes, this figure is skewed by the fact that non-victims take no time to complete this section. Therefore, a more meaningful time can be obtained by looking at the average time taken to complete each victim form by those who completed each one (Table 4.6).

Long victim forms averaged about 12.3 minutes per form, while short victim forms averaged 4.2 minutes per form. Table 4.6 also shows that the time taken to complete the first Victim Form was greater than for forms two or three, perhaps suggesting either that as respondents become more familiar with the questions they speed up or that respondents pay less attention to their answers.

---

<sup>17</sup> This is an average time across all respondents, with non-victims having a time of 0.

<sup>18</sup> This represents an average time across all the follow-up modules.



**Table 4.6 AVERAGE TIMES FOR EACH VICTIM FORM**

<b>Victim Form number</b>	<b>Average time (minutes)</b>
Victim Form 1	15.5
Victim Form 2	11.5
Victim Form 3	10.1
Victim Form 4	4.3
Victim Form 5	3.9
Victim Form 6	4.5

**4.5.6 Timing of the follow up modules**

*Back to [Contents](#)*

Although the average time of the follow-up modules was 7.1 minutes, this varied from module to module. The average length of each of the 4 follow-up modules is shown in Table 4.7. This shows that follow-up B and D were significantly longer than follow-up A and C.

**Table 4.7 AVERAGE LENGTH OF EACH FOLLOW-UP MODULE**

<b>Follow-up module</b>	<b>Average time (minutes)</b>
Follow-up A	5.8
Follow-up B	8.1
Follow-up C	5.4
Follow-up D	9.3
<b>Average length of Follow-up</b>	<b>7.1</b>

**4.5.7 Timing of the self-completion modules**

*Back to [Contents](#)*

Although the overall times for the self-completion modules were 1.7 minutes for drugs and 3.6 minutes for IPV/Sexual Attack respectively these represent the average times calculated across all respondents. Therefore, respondents who either refused the self-completion module or who were not eligible for the module (those aged 60 or over) would have a time of 0.

As with the Victim Forms, a more meaningful assessment of the length of the self-completion modules is to look at the average times only for those who completed the modules. Limiting the analysis to these respondents shows that the average time of the drugs module was **3.0 minutes** while the average time of the IPV/sexual attack module was **6.6 minutes**.

## 4.6 Response rate and reasons for non-response

Back to [Contents](#)

The full response rate analysis for the issued core sample is shown in Table 4.8.

**Table 4.8 2001 BCS CORE SAMPLE RESPONSE RATE**

	<b>N</b>	<b>%</b>
<b>Total addresses issued</b>	55,312	100
Addresses not traced	571	1.0
Not built/ does not exist	93	0.2
Derelict/ demolished	311	0.6
Empty	2,584	4.7
Business/ industrial	668	1.2
Institution	126	0.2
Other deadwood	133	0.2
<b>Total out of scope</b>	<b>4,486</b>	<b>8.1</b>
<b>Total issued eligible addresses</b>	<b>50,826</b>	<b>91.9</b>
No contact made with household	3,006	6.0
No contact made with selected respondent	575	1.1
<b>Total non contact</b>	<b>3,581</b>	<b>7.1</b>
Office refusal	620	1.2
Refused all information	1,534	3.0
Personal Refusal	4,275	8.4
Proxy Refusal	855	1.7
<b>Total refusal</b>	<b>7,284</b>	<b>14.3</b>
Broken appointment	772	1.5
Ill/incapacitated	446	0.9
Away/ in hospital	548	1.1
Inadequate English	159	0.3
Other unsuccessful	875	1.7
<b>Total other unsuccessful</b>	<b>2,800</b>	<b>5.5</b>
<b>Total unproductive</b>	<b>13,685</b>	<b>26.9</b>
<b>Achieved interviews</b>	<b>37,161</b>	<b>73.1</b>

For the core addresses, just over eight per cent were not residential or were unoccupied. This is slightly lower than had been anticipated but seems to follow a pattern over the past few sweeps of the BCS which have shown a decline in the proportion of addresses out of scope (in 1992, 12% of issued addresses were out of scope) At occupied residential addresses, refusal was the main reason for unproductive outcomes. This occurred both prior to and after respondent selection. With the core sample, 14.3% of the sampled addresses refused. Inability of the interviewer to make contact at the address (which may have meant in some cases these were unoccupied at the time of the survey)

accounted for a further 7.1%. A further 5.5% of addresses had unproductive outcomes due to health, language or other reasons.

In terms of the spliced design, response rates for the Type A sample was 71% compared to 74% for the Type B sample. This difference was probably primarily due to the fact that the Type A sample was concentrated in the first few months of the year, at a time when the majority of interviewers were new to the British Crime Survey.

#### **4.7 Non-white boost sample response rates**

Back to [Contents](#)

Table 4.9 shows the 2001 response rates for the non-white boost sample for the 176,656 screened addresses. This shows that of all the addresses screened only 3.7% of households had an eligible respondent. Overall, the response rate for the non-white boost sample was 50%. Although refusal rates were slightly higher compared with the core sample (18% and 14% respectively), the main reason for the lower response rate on the boost sample was a significantly higher non-contact rate (20% compared with 7% on the core sample). This can be explained partly by the nature of the population. The non-white population tends to be concentrated in inner city areas and especially in London, where non-contact rates tend to be higher. It can also be explained partly by the nature of the methodology since eligible households tend to be identified later in an assignment and so interviewers have, on average, less time to make repeated calls.

**Table 4.9 2001 BCS NON-WHITE BOOST SAMPLE FINAL RESPONSE RATES**

	<b>n</b>	<b>%</b>
<b>Total screened addresses</b>	<b>176,656</b>	<b>100</b>
No non-white adults at address	157,109	88.9
Information not obtained at address	3,867	2.2
Unable to identify address for screening	8,203	4.6
Screened address part of core sample	123	0.1
<b>Total ineligible addresses</b>	<b>169,302</b>	<b>95.8</b>
<b>Total addresses identified</b>	<b>7,354</b>	<b>100</b>
Address subsequently identified as non-eligible	612	8.3
Other deadwood	98	1.3
<b>Total deadwood</b>	<b>710</b>	<b>9.7</b>
<b>Total eligible addresses</b>	<b>6,644</b>	<b>100</b>
No contact made with household	1,100	16.6
No contact with selected respondent	225	3.4
<b>Total non-contact</b>	<b>1,325</b>	<b>19.9</b>
Office refusal	11	0.2
Refused all information	379	5.7
Personal refusal	612	9.2
Proxy refusal	177	2.7
<b>Total refusal</b>	<b>1,179</b>	<b>17.7</b>
Broken appointment	255	3.8
Ill/incapacitated	39	0.6
Away/in hospital	121	1.8
Inadequate English	332	5.0
Other unsuccessful	64	1.0
<b>Total other unsuccessful</b>	<b>811</b>	<b>12.2</b>
<b>Total unproductive addresses</b>	<b>3,315</b>	<b>49.9</b>
Full interviews	3266	49.1
Partial interviews	63	0.9
<b>Total Productive</b>		
<b>Total productive interviews</b>	<b>3,329</b>	<b>50.1</b>

## 4.8 Youth boost sample response rates

Back to [Contents](#)

Table 4.10 shows the response rates for the youth boost sample. All core sample addresses issued between July 2001 and February 2002 included screening for 16 to 24 year olds. At almost a quarter (23.8%) of addresses no screening was actually carried out because the core address was deadwood, a non-contact or a refusal by the selected respondent on the core sample<sup>19</sup>. At addresses where screening was carried out, an eligible respondent was identified at 7.3% of addresses.

The overall response rate achieved on the youth boost sample was 72%. The level of non-contact and refusal was broadly in line with what was achieved on the core sample.

In addition to the 1,525 interviews generated from the core sample a further 89 interviews were achieved from the non-white sample.

---

<sup>19</sup> Interviewers were instructed not to carry out screening at households where the core sample selected respondent refused either in person or by proxy. This was done to maximise the chances of a core sample interview being achieved at a reissue stage.

**Table 4.10 2001 FINAL RESPONSE RATES FOR YOUTH BOOST SAMPLE**

	<b>n</b>	<b>%</b>
<b>Total issued addresses</b>	<b>38,144</b>	<b>100</b>
No screening attempted (code 44)	9,064	23.8
<b>Total screened addresses</b>	<b>29,080</b>	<b>100</b>
Core sample respondent aged 16-24 (code 40)	1,898	6.5
No 16-24 adult at address (code 41)	24,627	84.7
All information refused (code 43)	444	1.5
<b>Total ineligible addresses</b>	<b>26,969</b>	<b>92.7</b>
<b>Total eligible sample</b>	<b>2,111</b>	<b>100</b>
No contact made with selected respondent	116	5.5
<b>Total non-contact</b>	<b>116</b>	<b>5.5</b>
Office refusal	6	0.3
Personal refusal	127	6.0
Proxy refusal	185	8.8
<b>Total refusal</b>	<b>318</b>	<b>15.1</b>
Broken appointment	39	1.8
Ill/incapacitated	9	0.4
Away/in hospital	51	2.4
Inadequate English	3	0.1
Other unsuccessful	16	0.8
<b>Total other unsuccessful</b>	<b>118</b>	<b>5.6</b>
<b>Total unproductive addresses</b>	<b>552</b>	<b>26.1</b>
Full interviews	1507	71.4
Partial interviews	18	0.9
<b>Total productive interviews</b>	<b>1,525</b>	<b>72.2</b>

## 4.9 Response to the self-completion questionnaires

Back to [Contents](#)

### 4.9.1 Background

Back to [Contents](#)

The self-completion questionnaire was presented to respondents at the end of the interview. It included four separate topics, knowledge of and exposure to illegal drugs, sexual assault, domestic violence and stalking.

### 4.9.2 Response rate to self-completion sections

Back to [Contents](#)

Table 4.11 shows that almost 90% of eligible respondents accepted the self-completion, with respondents in the non-white boost sample being less likely than respondents on the core sample to complete the section (90% and 76% respectively). This was primarily due to language problems, with only 1% of respondents from the core sample refusing the self-completion due to language problems compared with 13% of respondents from the non-white boost sample. For respondents who completed the self-completion, about one in ten (10%) asked the interviewer to operate the computer for them.

**Table 4.11 RESPONSE RATES FOR SELF-COMPLETION QUESTIONNAIRE**

	Core sample		Non-white sample		Total	
	N	%	N	%	N	%
Refused self-completion	2,463	9.9	714	24.5	3,177	11.4
Completed by interviewer	2,512	10.1	341	11.7	2,853	10.2
Completed	19,951	80.0	1,863	63.8	21,814	78.3
<b>Total self-completion response</b>	<b>22,463</b>	<b>90.1</b>	<b>2,204</b>	<b>75.5</b>	<b>24,667</b>	<b>88.5</b>
<i>Base (All 16-59 year olds):</i>	<i>24,926</i>		<i>2,918</i>		<i>27,844</i>	

**Table 4.12 RESPONSE RATE FOR THE SELF-COMPLETION QUESTIONS BY SEX AND AGE**

	Sex of respondent		Age of respondent		Total
	Male	Female	16-44	45-59	
	%	%	%	%	%
Accepted	78.2	78.5	81.0	73.2	78.3
Completed by interviewer	10.4	10.1	8.1	14.5	10.2
Refused	11.4	11.4	10.9	12.3	11.4
<i>Base (All 16-59 year olds):</i>	<i>12,746</i>	<i>15,098</i>	<i>18,433</i>	<i>9,411</i>	<i>27,844</i>

Table 4.12 shows the response rate by sex and age group. There was little overall difference between male and female respondents, although slightly more men asked the interviewer to complete the sections for them. There was a greater disparity by age group in the way the self-completion sections were treated by respondents, although this

manifested itself in more assistance being given by the interviewer, with only a slight difference in willingness to answer the questions.

It can be concluded from this that there are likely to be differences between the respondents who did the self-completion sections themselves and those who asked for the interviewers' help.

#### **4.10 Full and Partial Interviews**

Back to [Contents](#)

An interview was only counted as a full interview for the core sample and the non-white boost if the respondent had completed to the end of the demographic section of the questionnaire. Anything less than this was returned as a partial interview. Full and partial interviews were recorded separately in the field figures with 37,046 full interviews and 115 partial interviews returned.

#### **4.11 Fieldwork Procedures**

Back to [Contents](#)

An interviewer assignment in most cases consisted of 32 issued addresses. In areas where the proportion of the non-white population was more than 20%, interviewers were only issued with 16 addresses as it was anticipated that they would achieve more non-white boost interviews. Interviewers were only allowed to conduct interviews at the addresses they were issued with.

All selected addresses were sent a letter from the Home Office in advance of an interviewer calling at the address. For addresses in Wales, a Welsh translation was provided on the reverse of the letter. Included with the advance letter was a leaflet from the Home Office explaining what the British Crime Survey is, reassuring potential respondents regarding confidentiality and detailing some of the findings from the survey. The advance letter explained the selection procedure resulting in the household's selection and that an interviewer would be calling within the next few weeks. The advance letter also provided a telephone number for households to call to find more out about the BCS, to make appointment times for the interview or to say that they didn't want to be interviewed (office refusal). Office refusals counted for 8.5% of all refusals (620 in total). Examples of the advanced letter (both English and Welsh versions) can be found in Appendix A. A copy of the Home Office leaflet can be found in Appendix B.

##### **4.11.1 Address Contact Sheets (ACS)**

Interviewers were provided with an Address Contact Sheet (ACS) for each sampled address. There were two different versions of the core sample ACS. One version was coloured yellow and prompted interviewers to carry out screening for non-white people at neighbouring addresses as well as contacting and interviewing someone at the given address. The second version was coloured white and interviewers did not have to conduct any non-white screening at these addresses. There were additional ACSs for the non-white and youth boost samples, these were blue and pink respectively and had no address pre-printed upon them.

The ACSs allowed interviewers to record all visits made to that address and the final outcome achieved. It prompted interviewers to assess whether the address was 'traceable, residential and occupied' in order to confirm eligibility for the survey. At addresses which contained more than one dwelling unit, or more than one eligible person the ACS



assisted in randomly selecting a respondent by providing a selection box with a unique set of random numbers.

The ACSs were also used to collect some basic observational information about the area and the core sample address. This information is used to assess whether non-respondents differ much from respondents, and as well as this its key role in recent Home Office reporting is as an interviewer based disorder measure.

Examples of both core sample Address Contact Sheets and the non-white and Youth Boost Sample ACS can be found in Appendix C.

## 5. Data Processing

Back to [Contents](#)

### 5.1 Offence coding

Back to [Contents](#)

The BCS Offence Coding System was developed for the 1982 BCS to match, as closely as possible, the way incidents were classified by the police. Apart from some minor changes, the code frame and the instructions to coders have remained stable since 1982.

In 2001, new operational procedures were introduced for coders, although the code frame and the way any given code was reached remained consistent with previous waves.

During 2001, the Offence Coding System consisted of the following steps:

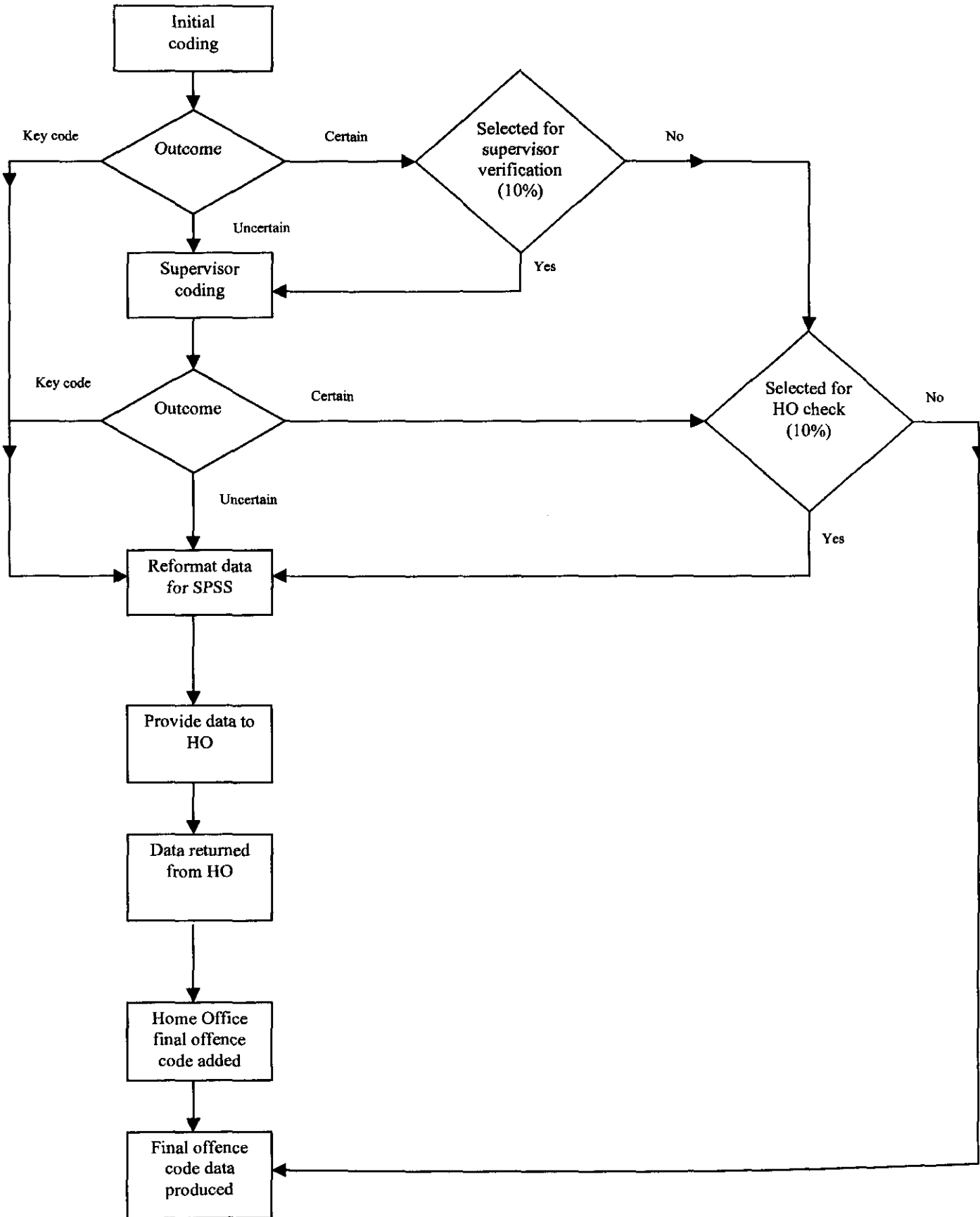
1. An offence code was generated automatically, based on the answers given to a number of pre-coded variables in the Victim Form.
2. Coders used a specially developed questionnaire to produce an offence code for each Victim Form. The coders also had to record for each case how certain or uncertain they were about the code.
3. A supervisor checked any codes that the original coder was uncertain about, plus at least 10% of certain codes as a quality check.
4. Researchers at the Home Office checked:
  - Any codes that BMRB are uncertain about
  - Certain types of incident that were automatically referred (e.g. arson)
  - 10% of certain codes as part of a quality check

A final outcome code was assigned to each Victim Form.

A flow chart of the Offence Coding System is shown in figure 5.1.

These processes are explained in more detail below.

**Fig. 5.1 BCS OFFENCE CODING FLOWCHART**



### **5.1.1 The automatically generated offence code**

*Back to [Contents](#)*

In 1996 a programme was introduced that automatically generated an offence code based on the answers to a number of pre-coded variables in the Victim Form. The programme that was used for the 2001 BCS was very similar to that used in 2000. The programme was translated from Blaise script into Perl script (so that it could be incorporated into the new coding procedures). As part of the consistency checks done before the beginning of the survey the new programme was checked with data from the 2000 survey to ensure that it worked in the same way.

An automatic code can not be generated in all cases, and in 27% of cases no automatic code was produced (due to missing codes or to some inconsistency between the different variables used). Irrespective of the computer's suggested code, the coder has the responsibility of producing an offence code, and coders are instructed to see the generated code as only a starting point.

In cases where a code was automatically generated, it was the same as the final offence code in 78% of cases.

### **5.1.2 The coding task**

*Back to [Contents](#)*

Coders were provided with a paper-based print out of the key variables from each Victim Form, and this information forms the basis of the coding. This document also provided coders with the offence code that had been generated by the automatic generation programme.

Coders used a specially designed computer assisted questionnaire to carry out the coding. The questionnaire asked the coders certain questions about the nature of the offence. The questionnaire takes account of the major rules that apply to offence coding (such as the priority of codes), and by answering the questions on the basis of the information provided in the Victim Form, the coders reach an offence code.

All coders were personally briefed about the offence coding. The coders were also provided with a coding manual. This manual is similar to the one used in previous sweeps of BCS, and contains all the rules that govern offence coding. The manual also provides flow-charts that show how the coding questionnaire works, so that coders can see how they reached a particular offence code on the basis of the answers that they input. A copy of this manual is provided in Appendix G.

When the coder reaches an offence code, they can say whether they are certain or uncertain that this is the right code. Any Victim Forms which the coder is uncertain about are automatically referred to their supervisor for checking. In addition, the supervisor checks 10% of codes which coders were certain about.

### **5.1.3 Home Office coding**

*Back to [Contents](#)*

Victim Forms were referred to the Home Office research team if the incident involved:

- deliberate damage by fire

- the police as offenders
- the offender being mentally ill

The Home Office was also sent all offence codes that the supervisors are unsure about.

10% of codes which BMRB were certain about were randomly selected to go to the Home Office for quality control checking.

A list of Victim Forms to be checked by researchers at the Home Office was sent every two weeks. This was an Excel spreadsheet that contained the serial number of each Victim Form, the code that the coder (and supervisor if applicable) had given the incident, how certain the coder (and supervisor) was about the incident, and any notes that the coder added about why they were uncertain. An electronic version of the paper-based document providing the key variables from the Victim Form was also provided.

Researchers at the Home Office coded each of the Victim Forms sent to them (using the paper-based document) and returned the spreadsheet with their code added. These codes were then manually added into the coding file (so that the coders could see the changes that had been made).

Particular attention was paid to cases where the Home Office changed a code that BMRB coders had marked as “certain”. If the BMRB coders disagreed with such a coding decision, this was fed back to both BMRB researchers and Home Office researchers for further consideration and discussion.

For Quarter 4, the Home Office changed 6% of cases that BMRB had been certain about. (This analysis was not carried out for previous quarters).

#### **5.1.4 Final Offence Code**

*Back to [Contents](#)*

The SPSS data set includes all the offence codes for each Victim Form:

Offsug	Suggested offence code (generated by computer)
Voffence	Code assigned by the original coder
Soffence	Code assigned by the supervisor
Finloffc	Code assigned by the Home Office research team
Offence	Final offence code

#### **5.1.5 Checks on final offence code**

*Back to [Contents](#)*

During the creation of the SPSS data files some further consistency checks were run on the final offence code, against key pre-coded variables in the Victim Form in order to ensure the offence coding was as accurate as possible. These checks identified cases involving:

- Assaults where no force or violence was used
- Burglary where entry to the property was authorised
- Car thefts where no car was listed as being stolen, and the police were not informed
- Sexual assaults where there was no sexual element to the assault
- Snatch thefts where the item stolen was not being held or carried
- Other thefts where the item stolen was being held or carried

A researcher looked at any cases that failed these checks. For most, the final offence code was correct (on the basis of other information given in the Victim Form). However, if necessary, the final offence code was amended.

### **5.1.6 Missing Injury data**

*Back to [Contents](#)*

In the first month of fieldwork, there was an error in the questionnaire that meant that questions for victims of violence on the level of injury and the type of force used were not asked. In total, this affected 212 Victim Forms. All of these cases were re-examined by researchers at the Home Office and BMRB, to ensure that the coding was as accurate as possible given these omissions. In total, 9 cases had their assault codes amended.

## **5.2 Other coding**

*Back to [Contents](#)*

In addition to the offence coding, coders also looked at all cases where ‘other –specify’ had been given as an answer. The aim of this was to see whether the answer given could be back coded into one of the original pre-coded response options. Coding was done in Qwincode, part of the Quancept suite of programmes.

Coders were provided with the code frames used in the questionnaire as a starting point. Since most of the questions have been used in previous sweeps of the survey, the code frames were already well developed and there was little need to add new codes to the frames. However, if the coding supervisor felt an extra code was needed, this was flagged up to researchers who approved any changes before they were implemented.

In 2001, there were five fully open-ended questions on the questionnaire. Since three of these questions (WhyHapp, WhyBet, WhyNoAtt) had been asked on previous sweeps of the survey, code frames already existed and these were used for coding. Two new fully open-ended questions on the Sexual Assault section of the Inter-Personal Violence module (SxDescr, SxBelive) were answered by only a relatively small number of respondents and it was decided not to attempt to code these questions. Instead, the verbatim answers were attached to the data files. Consequently, there was no requirement to develop any new code frames in the 2001 survey.

When mid-year revisions were made to the questionnaire in July 2001 it was agreed to change two of the fully open ended questions (WhyHapp, WhyBet) into pre-coded questions. In the case of WhyHapp, this resulted in a slightly different code frame in the second six months of 2001 compared with the first six months. Consequently, the name of this variable was changed to WhyHap2 from July 2001 onwards.

## **5.3 Coding of occupation and social class**

*Back to [Contents](#)*

Occupation details were collected for all respondents either relating to their current job or to their last job if the respondent was not currently employed but had worked at some time in the past. Occupational details of the Household Reference Person were also collected, if this was not the same person as the respondent.

Occupations were coded using the Standard Occupational Classification 2000 (SOC2000) (The Stationery Office, 2000). All occupational coding was done centrally once the data were returned from the field.

In addition to coding SOC2000, the old SOC1990 codes were also recorded using Volume 2 of the Standard Occupational Classification 2000. This contains a look-up table that allows SOC2000 codes to be matched to their SOC1990 equivalents.

As well as occupation codes, social class for all respondents and Household Reference Persons was also added to the file. The new social class categories –NS-SEC – were derived automatically using an algorithm which was developed from the documentation provided by ONS (ONS, 2001). Both the NS-SEC operational categories and the NS-SEC analytical categories were derived. Additionally, the old Socio-Economic Group (SEG) was derived using Volume 3 of the Standard Occupational Classification 1990 (HMSO, 1990)

## 6. Data Output

Back to [Contents](#)

### 6.1 Introduction

Back to [Contents](#)

The main output from the British Crime Survey are two SPSS data files that were delivered to the Home Office on a quarterly basis. One file, the **Non Victim File**, was produced at the level of the individual respondent and contained all the data, except for that collected in the Victim Form. Cases where interviewers had reached the end of the main demographic section were classified as **full interviews**, while anything less than this were classified as **partial interviews**. Cases where the interviewer did not reach the end of the screener questions were regarded as unusable interviews and not included on the SPSS data files.

The second file, the **Victim File**, was produced at the level of the individual incident or crime and contained all the data collected in the Victim Forms. All generated Victim Forms were included on the file, including cases where the Victim Form has either been suspended or the reference period was out of scope. Although such records contain no information and are not used for any analysis, it is useful to keep these on the file to monitor the number of Victim Forms that fall into these categories.

In supplying the data files to the Home Office, cases from both the **core sample** and the **non-white boost sample** were included on the files.

Cases from the youth boost sample will be provided to the Home Office as a separate data file.

### 6.2 Delivery of data output

Back to [Contents](#)

Data was delivered to the Home Office approximately one month after the end of each quarterly fieldwork period. This meant that each data file contained interviews that were **achieved** in a specific time period, rather than those that were **issued** in a specific time period. Consequently, interviews were included on each quarterly file that came from issued sample that had not yet been exhausted. As such each of the quarterly files represented only preliminary data in terms of the issued sample.

The data files delivered to the Home Office for the 2001 survey are shown below. In each quarter, only the new interviews actually achieved in the previous quarter were processed and checked. These were then merged with the previous quarter data such that the number of cases on each data file built up during the year until the full 2001 sample was delivered in May 2002.

File	Delivery	Issued sample	Exhausted sample
2001Q1File	May 2001	Jan-Mar	None
2001Q2File	August 2001	Jan-Jun	Jan-Mar
2001Q3File	November 2001	Jan-Sep	Jan-Jun
2001Q4File	February 2002	Jan-Dec	Jan-Sep
2001FinalFile	May 2002-04-11	Jan-Dec	Jan-Dec



### 6.3 Content of SPSS data file

Back to [Contents](#)

The SPSS data files delivered to the Home Office on a quarterly basis contained various types of variables. The main types of variables contained on the files are:

- **Questionnaire variables** (NVF and VF).
- **Geo-demographic variables** (NVF only). All interviews had a set of pre-specified geo-demographic variables attached to them (see Appendix H for complete listing)
- **Observational variables** (NVF only). All interviews had the observational data collected by interviewers on the Address Contact Sheets attached to them (see Appendix H for complete listing)
- **Coding variables** (NVF and VF). On the Non Victim File, SOC2000 and SOC1990 codes are included for both the respondent and the household reference person. Additionally, the new NS-SEC classification and the SEG classification for both the respondent and the household reference person are included. On the Victim File, a full set of offence codes was attached (see Appendix H).
- **Derived variables** (NVF and VF). Many derived variables were also added to the file. These consisted primarily of 2 types:
  - **Flag variables** that identify, for example, the type of interview (Type A or Type B), the type of sample (Core or Non-white), the split and sub-split, the date of interview, the month of issue, whether partial or full interview, whether a victim or non-victim, etc. On the Victim File, flags variables include whether the record was a Long or Short Victim Form, whether it was a Series or a Single incident, and whether it was inside or outside the reference period.
  - **Classificatory variables** derived from the data. These included standard classifications such as ONS harmonised variables, banded age groups, ethnic groups, income groups, etc.
- **Weighting variables (NVF only)**. In addition to the scaled and unscaled household and individual weights for both the core and Non-white boost sample the files also contain the constituent parts of each weight as outlined in section 7.

### 6.4 Conventions used on SPSS Data Files

Back to [Contents](#)

In creating the 2001 data files great attention was paid to ensuring as much consistency as possible was maintained with previous sweeps of the survey.

#### 6.4.1 Case identifier

Back to [Contents](#)

The case identifier was required to be similar to that used on previous sweeps of the survey but also had to be designed to meet the requirements of a continuous survey and the fact that from 2002, half the sample points would be rotated forward from the previous year.

On the Non-Victim File, where each individual case or record represents an individual respondent, the unique case identifier (ROWLABEL) is an 8-digit number constructed as follows:

	<b>Column position</b>	<b>Values</b>
Year of issue	1	1-9
Area point number	2-5	1000-9999
Address number	6-7	01-99
Screen number	8	0-9

On the Victim File, where each individual case or record, represents a Victim Form or incident, the unique case identifier (MATCH) is a 9-digit number, which is identical to ROWLABEL with the addition of the Victim Form number:

	<b>Column position</b>	<b>Values</b>
Year of issue	1	1-9
Area point number	2-5	1000-9999
Address number	6-7	01-99
Screen number	8	0-9
Victim Form number	9	1-6

#### **6.4.2 Naming conventions**

*Back to [Contents](#)*

Where appropriate, variable names were kept the same as previous sweeps. For some questions, small changes to the code frame (such as the adding of an extra code) meant that questions which appear similar to previous sweeps were not in actual fact identical. In such situations, the variable name on the 2001 data file was changed to reflect this. Thus, for example, although the question OffInHom remained identical between the 2000 and 2001 sweep, the code frame increased from two codes to three codes. Consequently, the name of the variable was amended to OffInHo2 for 2001 to reflect this change.

#### **6.4.3 Labelling variables**

*Back to [Contents](#)*

The changing nature of the 12-month reference period over the course of the year created a difficulty in labelling certain variables. In the Quancept script, dates were automatically calculated based on the date of interview and appropriate text substitution was used to ensure that the question always referred to the correct period. In the SPSS data files, which contain data from interviews achieved over the whole year, it was difficult to attach meaningful labels to certain variables since the label is different depending upon the month of interview. This issue affects the following variables (all on the Victim File):

- DateSerA-DateSerH
- NQuart1-NQuart5
- QtrRecIn
- QtrIncid

Details of how the code frames for these specific questions relate to the month of interview can be found in Appendix F.

#### **6.4.4 Don't Know and Refused values**

*Back to [Contents](#)*

The convention for Don't Know and Refusal codes used in the most recent sweeps was maintained on the 2001 data. This meant that on the SPSS file the code for Don't Know was '9' for code frames up to 7, '99' for code frames up to 97, and so on. The code for

Refused was 8, 98, and so on. Since these are standard codes used throughout the SPSS files, Don't Know and Refused codes are not labelled.

In addition, to these standard codes the value -1 was used on a few variables to denote missing data. This was at questions where data was missing because of filter errors in the early months of the survey, The value '-1' was used to denote missing data separately from the standard System Missing values in SPSS which denote that the question did not apply.

#### 6.4.5 Multi-response variables

*Back to [Contents](#)*

In previous sweeps of the BCS, multi-response variables have been created as a set of variables equal to the maximum number of answers that could be given. The first variable holds the first answer given by the respondent, the second variable holds the second answer given by the respondent, and so on.

After discussions with the Home Office it was agreed from 2001 onwards to present multi-response variables differently from previous sweeps. Instead, multi-response variables were set up as a set of variables equal to the total number of answers possible (including Don't Know and Refused). Each variable is then given a value of '0' or '1' depending on whether the respondent gave that particular answer or not. To denote this change all multiple response variables in 2001 were all named with a letter suffix, rather than the number suffix that was used in previous sweeps.

An example of a multi-response variable where there are seven possible answer categories, and so seven separate variables, is shown below:

AGEOFFA-

AGEOFFG [ASK IF NumOff IN (2..4)]

How old were the people who did it? Would you say they were...READ  
OUT  
CODE ALL THAT APPLY

- |    |                               |           |
|----|-------------------------------|-----------|
| 1. | children under school age     | (AGEOFFA) |
| 2. | children of school age        | (AGEOFFB) |
| 3. | people aged between 16 and 23 | (AGEOFFC) |
| 4. | people aged between 25 and 39 | (AGEOFFD) |
| 5. | or people aged over 40?       | (AGEOFFE) |
|    | Don't Know                    | (AGEOFFF) |
|    | Refused                       | (AGEOFFG) |

## 7. WEIGHTING THE DATA

Back to [Contents](#)

### 7.1 Introduction

Back to [Contents](#)

There are three main reasons for calculating weights on the BCS:

- to compensate for unequal selection probabilities. In the BCS, different units of analyses (households, individuals, instances of victimisation) have had different probabilities of inclusion in the sample due to factors such as oversampling of small PFA's, the selection of one dwelling unit at multi-household addresses, the selection of one individual within a dwelling, and the inclusion of a single victim form to represent a series of similar incidents.
- in an attempt to compensate for differential response. Differential response rates can arise both between different geographic units (e.g. differences in response between inner city and non-inner city areas) and between different age and gender sub-groups.
- to ensure that quarters are equally weighted for analyses that combine data from more than one quarter.

In the 2001 British Crime Survey, a variety of different weights were calculated to meet the different analyses requirements. All weights include a component to compensate for unequal selection probabilities, while weighting components to compensate for differential response and to equally weight quarters are included in some weights but not in others.

### 7.2 Using different weights

Back to [Contents](#)

The actual weights to be applied in any particular situation will depend on:

- which unit of analyses is used;
- the sample inclusion criteria;
- whether quarter of issue is treated as a stratifier or not;
- whether or not a non-response element is included; and
- whether attempts are made to equally weight data collected in different quarters.

#### 7.2.1 Units of analyses

Back to [Contents](#)

The main units of analysis used on the BCS are households, individuals, and incidents of victimisation. Different weights are used depending upon the unit of analyses. In particular, some crimes are considered household crimes (e.g. burglary, vandalism to household property, theft of and from a car) and therefore the main unit of analyses is the household, while others are personal crimes (assault, robbery, sexual offences) and the main unit of analyses is the individual.

For most weights that have been constructed there is a household weight and an individual weight.

### **7.2.2 Sample inclusion criteria**

*Back to [Contents](#)*

Whether a case should be included in the analyses or not is related to a number of different considerations. These include:

- the reference period under consideration;
- whether the reference period refers to the achieved sample or the issued sample;
- the type of interview (Type A or Type B); and
- the type of sub-sample (e.g. core sample, non-white sample, young persons sample, etc.).

In terms of the reference period under consideration, weights were constructed for different reference periods. It is particularly worth noting that while many of the weights are based on the 2001 issued sample, some weights were required for the achieved sample for 2001/2002 financial year. Since the 2001 and 2002 issued samples were drawn entirely separately, this meant that separate weights were constructed for 2001 and for the first quarter of 2002 and then these weights were combined.

While the weights constructed for the 2001/2002 financial year relate to interviews achieved in this period, other weights relate to the issued sample. In terms of achieved sample, addresses issued during 2001 equate to an interviewing period from January 2001 until the end of March 2002.

In terms of type of interview, separate weights were constructed for analysing Type A and Type B cases separately, as well as analysing them together.

In terms of the type of sub-sample, weights were constructed separately for only core sample cases and for the non-white and young people's sample. In the case of the non-white sample, weights are applied to all eligible cases (i.e. non-white respondents) whether they came from the core sample or the non-white boost sample. The same is true for the young people's sample, where weights were applied to all eligible cases (i.e. 16 to 24 year olds) whether they came from the core sample or the youth boost sample.

### **7.2.3 Treating quarter of issue as a stratifier**

*Back to [Contents](#)*

For each quarter of 2001, a nationally representative sample of Type B addresses was drawn. However, in the first six months of 2001, half of all addresses selected were Type A and half were Type B, while in the second six months all addresses selected were Type B. This means that, in essence, Type B addresses sampled between January and June 2001 were selected with half the probability of Type B addresses sampled between July and December 2001.

Given this design, two approaches can be taken to the estimation of probabilities (and hence design weights) for the 2001 Type B issued sample. First, if quarter of issue is treated as a stratifier, the weights for cases issued between January and June would be approximately double those issued between July and August. Application of these weights would have the impact of ensuring that quarterly selection probabilities were equalised thereby ensuring that the sample was not biased towards any particular quarter of issue.

However, it is also possible to view the 2001 issued sample as a single sample that happened to have been issued in tranches over a 12 month period. In effect, this is to treat the 2001 sample as if it were large ad hoc sample in which sample points were issued to interviewers over a protracted fieldwork period. If quarter of issue is ignored in this way, all Type B addresses issued in 2001 (within a PFA) would be treated as having the same probability of selection and no difference in average weight would be expected between the two halves of 2001.

The two approaches have complementary advantages and disadvantages. Treating quarter of issue as a stratifier will remove any bias associated with systematic differences in addresses issued in different quarters. However, doing this will also increase the range of weights that need to be applied and will thereby reduce precision.

#### **7.2.4 Compensating for differential response**

*Back to [Contents](#)*

An attempt is made in some weights to compensate for differential non-response between inner city and other areas. This element has been incorporated in some weights to ensure that weighted data are comparable with previous rounds of BCS where similar inner city weights were also used. Details of the inner city weight can be found in section 7.4.2.

It should be noted that from 2001 onward the Home Office is calculating and applying additional calibration weights to counter the effect of differential response rates between age and gender subgroups. Results for BCS sweeps from 1996 onwards have all been re-weighted using this technique<sup>20</sup>.

#### **7.2.5 Equally weighting cases by quarter**

*Back to [Contents](#)*

Although an equal number of addresses were issued each quarter during 2001, the number of interviews actually achieved each quarter inevitably varied for a number of reasons. These included differences in the amount of sample issued each month during the first six months, differences in response rates and deadwood rates on a quarterly basis, and events that are specific to particular quarters (e.g. Christmas) which may affect fieldwork. Consequently, although the survey design is ultimately designed to achieve a notional number of core interviews each quarter (9,250), there will always be a degree of variation around this.

Thus, for some analyses based upon interviews achieved within a given reference period, weights have been constructed included to adjust for quarterly differences by equalising the quarterly achieved sample sizes.

### **7.3 Summary of weights constructed for 2001 BCS**

*Back to [Contents](#)*

The different types of weights used on the 2001 BCS are summarised in Table 7.1 below. Details of how each set of weights was constructed can be found in Appendix K.

---

<sup>20</sup> Further details on calibration weighting as applied to the BCS can be found in Simmons J. et. al. Crime in England and Wales 2001/2002. Home Office Statistical Bulletin 7/02

**Table 7.1 DIFFERENT TYPES OF WEIGHTS USED ON 2001 BRITISH CRIME SURVEY**

<b>Description of weight</b>	<b>Name of weight(s)</b>	<b>Reference period</b>	<b>Issued or achieved sample</b>	<b>Type of interview</b>	<b>Type of sample</b>	<b>Quarter of issue treated as stratifier</b>	<b>Inner-city response weight included or not</b>	<b>Adjusts for quarter of interview or not</b>
2001 issued Type A sample	WtmhhAs WtminAs	2001 Type A survey period	Issued	Type A	Core sample only	N/A	Yes	N/A
2001 issued Type B sample, no stratification by quarter	WtmhhB1s WtminB1s	2001 calendar year	Issued	Type B	Core sample only	No	Yes	No
2001 issued Type B sample, with stratification by quarter	WtmhhB2s WtminB2s	2001 calendar year	Issued	Type B	Core sample only	Yes	Yes	No
2001 issued Type A and B combined, with stratification by quarter	WtmhhABs WtminABs	2001 calendar year	Issued	Type A and Type B	Core sample only	Yes	Yes	No
2001 issued: non-white sample	WthhNWs WtinNWs	2001 calendar year	Issued	Type A, Type B and non-white boost	All non-white respondents from core sample and boost sample	No	No	No
2001/2 financial year achieved Type B	WthhBsc WtindBsc	2001/2 financial year	Achieved	Type B only	Core sample only	Yes	Yes	Yes
2001/2 financial year achieved non-white sample	WthhNWsc WtinNWsc	2001/2 financial year	Achieved	Type B and non-white boost	All non-white respondents from core sample and boost sample	No	No	No
2001/2 financial year achieved 16-24 sample	Ypwtbu (Individual weight only)	2001/2 financial year	Achieved	Type A and TypeB and youth boost	All 16-24 year olds from core or youth sample	Yes	Yes	No
2001/2 financial year achieved: 16-24 non-white sample	Eypwtbu (Individual weight only)	2001/2 financial year	achieved	Type A and B and youth boost (non-white respondents)	All 16-24 year old non-white respondents from core or youth sample.	No	No	No

## 7.4 Component weights

Back to [Contents](#)

Although a variety of weights were calculated for the 2001 BCS, they were all based on a number of key component weights. In constructing all the different weights from their components the following conventions have been used for the component weights:

- $w_1$  weights are constructed to compensate for unequal address selection probabilities;
- $w_2$  weights are inner city versus non inner-city non-response weights;
- $w_3$  weights are dwelling unit weights;
- $w_4$  weights are individual selection weights;
- numinc weights are the series of incidents weight

### 7.4.1 Police Force Area weight ( $w_1$ )

Back to [Contents](#)

As already described in chapter 2, small PFA's were oversampled to ensure a minimum of 600-700 interviews. It was therefore necessary to down-weight these PFA's and up-weight the large ones to correct for the differences in selection probabilities of addresses. In doing this, all the small PFA's were treated as stratum in their own right, while all the large PFA's formed a single stratum.

### 7.4.2 Inner city weight ( $w_2$ )

Back to [Contents](#)

In previous sweeps of the BCS, inner city areas were oversampled. However, the 'inner city' weight applied in previous sweeps had compensated not only for this difference in selection probabilities but also for the differential response rates between inner city and non-inner city areas. Therefore, to be consistent with previous sweeps of the BCS it is necessary to continue applying a weight to correct for differential response rates. In essence, the inner city weight is simply the reciprocal of the achieved response rate in inner city and non-inner city areas (after weighting by  $w_1$ )

The definition of inner city or non-inner city has been kept consistent throughout all sweeps of the BCS and is based on 1981 census data. The criteria used to define inner city areas are high population density, low socio-economic group, and low owner occupation.

These three criteria were combined in to a single indicator at the postal sector level according to the formula below<sup>21</sup>:

$$559.1305 - (0.2737*v1) - (0.4412*v2) + (0.1290*v3)$$

where

$v1 = 1000*$ proportion of heads of household who were owner-occupiers

$v2 = 1000*$ proportion of heads of household in SEG 1-5 or 13

---

<sup>21</sup> Up until 1992 the definition was applied to parliamentary constituencies



$v_3 = 10 \times \text{population density (persons per hectare)}$

Postal sectors with a value of 455 or above are defined as inner city.

#### **7.4.3 Dwelling unit weight ( $w_3$ )**

*Back to [Contents](#)*

At addresses which had more than one dwelling unit, the interviewer made a random selection of one dwelling unit. The dwelling unit weight is therefore simply equal to the number of dwelling units identified at the address. In over 99% of cases, the dwelling unit weight is 1.

#### **7.4.4 Individual weight ( $w_4$ )**

*Back to [Contents](#)*

At dwelling units that had more than one eligible adult, the interviewer made a random selection of one adult. Thus, the probability of any one individual being selected was inversely proportional to the number of adults in the household. The individual weight is therefore simply equal to the number of adults in the household. In the case of the non-white sample,  $w_4$  is equal to the number of eligible adults in the household (i.e. non-white adults only).

#### **7.4.5 Series weight ( $numinc$ )**

*Back to [Contents](#)*

This weight is applied when estimating victimisation rates. For single incidents,  $numinc$  is always 1. For series incidents, where only details are collected about the most recent incident in the series, the weight equals the number of incidents in the series that fall within the reference period, subject to a maximum limit of 5.

## 8. The Effect of Weighting on key survey variables

The achieved sample was weighted in order to be representative of the population in private households in England and Wales. A series of comparisons is presented in the following tables, showing to what extent the achieved BCS sample reflects the information on the population, both before and after applying the appropriate weights.

### 8.1 Demographic comparisons

Back to [Contents](#)

The regional distribution of the population aged 16 or over is shown in Table 8.1, based on Government Office Region. The main discrepancy is under-representation of London, reflecting the lower response rates achieved in this region. This is compensated by rather higher response in regions further from London. The weighting goes some way to compensate for these differences.

**Table 8.1 REGIONAL DISTRIBUTION OF THE POPULATION AGED 16+**

Government Office Region	Unweighted Core Sample	Weighted Core Sample	Mid-Year 2000 population estimates (16+)	Difference (Weighted Core Sample minus Population)
	%	%	%	%
North East	6.1	5.3	4.9	+0.4
North West	12.7	13.5	12.9	+0.6
Yorks & Humber	9.5	10.0	9.5	+0.5
East Midlands	9.0	7.9	8.0	-0.1
West Midlands	10.3	10.6	10.0	+0.6
South West	11.0	10.2	9.5	+0.7
Eastern	11.2	10.2	10.3	-0.1
London	9.2	11.4	13.9	-2.5
South East	13.2	15.2	15.4	-0.2
Wales	7.7	5.9	5.6	+0.3
<i>Base(All)</i>	<i>37162</i>	<i>37162</i>	<i>42,275,400</i>	

The same type of comparisons are made in Table 8.2 on the basis of age groups and sex. The key point is the relative under-representation of both ends of the age range, again mitigated somewhat by the weighting design. Overall, male respondents are under-represented in the achieved sample.

**Table 8.2 AGE AND SEX DISTRIBUTION OF THE POPULATION**

	<b>Unweighted Core Sample</b>	<b>Weighted Core Sample</b>	<b>Mid-Year 2000 population estimates (16+)</b>	<b>Difference (Weighted Core Sample minus Population)</b>
	%	%	%	%
<b>Age Group</b>				
16-19	3.3	5.1	6.1	-1.0
20-24	4.8	6.0	7.4	-1.4
25-34	16.5	16.3	18.7	-2.4
35-44	18.9	19.2	18.9	+0.3
45-54	16.1	17.9	16.5	+1.4
55-64	15.0	14.8	12.9	+1.9
65-74	13.8	12.0	10.3	+1.7
75-84	9.3	7.1	6.9	+0.2
85 and over	2.4	1.6	2.5	-3.5
<b>Sex</b>				
Male	44.4	46.8	48.9	-2.1
Female	55.6	53.2	51.1	+2.1-
<i>Base:All</i>	<i>37,162</i>	<i>37,162</i>	<i>42,275,400</i>	

Source: National Statistics (2001) Mid-2000 Population estimates for England and Wales (Series PE No 3, Table 3)

Other ways in which the achieved and weighted sample compares with population data are summarised in Table 8.3.

**Table 8.3 HOUSEHOLD CHARACTERISTICS**

	Unweighted Core sample	Weighted Core Sample	2000 population estimate (16+)	Difference (Core Sample minus Population)
	%	%	%	%
<b>Tenure</b>				
Owners	72.1	70.8	70.0	+0.8
Social rented sector	18.9	19.6	20.4	-0.8
Private rented sector	8.8	9.6	9.6	0
<b>Car availability</b>				
None	24.2	25.4	28	-2.6
One	44.3	43.9	45	-1.1
Two or more	31.5	30.7	27	+3.7
<b>Ethnic Group (Grouped)</b>				
White	94.7	93.1	92.4	+0.7
Mixed	0.6	0.6	0.71	-0.11
Asian	2.4	3.5	3.7	-0.2
Black	1.5	1.7	2.4	-0.7
Other	0.9	1.1	0.79	+0.31
<i>Base: All</i>	<i>37,162</i>	<i>37,162</i>		
Sources: Tenure: Survey of English Housing, 2000, Table 1A; Welsh Housing Statistics 2001, Table 1.3 Cars: Department for Transport, Transport Statistics Great Britain: 2001 Edition, Table 3.14 Ethnic Group: Regional Trends, Vol 36 (2001), Table 3.7				



# Home Office

Research Development Statistics  
Crime and Criminal Justice Unit  
246, 50 Queen Anne's Gate,  
London SW1H 9AT

Dear Sir/Madam,

## THE 2001 BRITISH CRIME SURVEY

As you will know, your household has been selected at random to take part in the British Crime Survey. Someone in your household has now been selected, also at random, for the interview. As this person is aged 16 or 17, we would like to have your permission for them to take part in the interview.

The British Crime Survey asks people whether they have been personally affected by crime, and asks about people's views and experiences of the police and the courts. The survey also asks about people's awareness and usage of drugs, and experience of inter-personal violence.

We can only interview the person who has been selected at random, to ensure the survey reflects the experiences of the whole population. The information they give will be treated in strict confidence by the research organisations. No information that can identify the person interviewed or your household will be passed to the Home Office or to any other organisation.

If you are willing for the 16 –17 year old you have responsibility for to be interviewed, and they agree to take part, the interviewer will arrange to carry out an interview with them at a convenient time.

Their answers will help in the planning of new initiatives to reduce crime, so their participation is extremely important. It is important that as many people as possible take part in this study, to reflect the variety of different circumstances and experiences that exist in England and Wales today. If you wish to know more about the survey, please ring Carole Maxwell at *BMRB Social Research* on 0208 433 4439 between 9.30am and 5.30pm Monday to Friday.

Yours faithfully,

Andy Myhill  
Research Officer, Home Office





# Home Office

**Research Development Statistics  
Crime and Criminal Justice Unit**  
246, 50 Queen Anne's Gate,  
London SW1H 9AT

Dear Sir/Madam,

## **THE 2001 BRITISH CRIME SURVEY**

The Home Office is conducting an important study in England and Wales. The British Crime Survey asks people whether they have been personally affected by crime, and the results play a vital role in helping to decide what action can be taken to prevent crime. The survey also asks about people's views and experiences of the police and the courts.

Your household has been selected at random from the Post Office's national list of addresses. We are seeking to interview only one person from each household. The selection of this person is at random, to ensure the survey reflects the experiences of the whole population.

We have commissioned two research organisations, *BMRB Social Research* and *Ipsos RSL*, to conduct the interviews on our behalf. An interviewer will call on you within the next few weeks. He/she will show you an identification card and will answer any questions you may have about the survey. The interviewer will need to ask a few questions to decide which person is selected for the interview. The information you give will be treated in strict confidence by these organisations. No information that can identify you or your household will be passed to the Home Office or to any other organisation.

If you wish to know more about the survey or wish to get a message to an interviewer who has already contacted you, please ring Sarah Kitchen at *BMRB Social Research* on 0208 433 4414 between 9.30am and 5.30pm Monday to Friday.

It is important that as many people as possible take part in this study, to reflect the variety of different circumstances and experiences that exist in England and Wales today. Your answers will help in the planning of new initiatives to reduce crime, so your participation is extremely important. We hope you agree to take part and thank you in advance for your help and co-operation.

Yours faithfully,

Andy Myhill  
(Research Officer, Home Office)



# Home Office

**Research Development Statistics  
Crime and Criminal Justice Unit**  
246, 50 Queen Anne's Gate,  
London SW1H 9AT

Dear Sir/Madam,

## **THE 2001 BRITISH CRIME SURVEY**

The Home Office is conducting an important study in England and Wales. The British Crime Survey asks people whether they have been personally affected by crime, and the results play a vital role in helping to decide what action can be taken to prevent crime. The survey also asks about people's views and experiences of the police and the courts.

In order to understand crime experienced by members of ethnic minorities, in some areas the survey is seeking additional households with one or more adults who are black, Asian, Chinese or from another non-white group. At each such address, we wish to interview only one adult. The selection of this person is at random, to ensure the survey reflects the experiences of the whole population.

We have commissioned two research organisations, *BMRB Social Research* and *Ipsos RSL*, to conduct the interviews on our behalf. An interviewer will call on you within the next few weeks. He/she will show you an identification card and will answer any questions you may have about the survey. The interviewer will need to ask a few questions to decide which person is selected for the interview. The information you give will be treated in strict confidence by these organisations. No information that can identify you or your household will be passed to the Home Office or to any other organisation.

If you wish to know more about the survey or wish to get a message to an interviewer who has already contacted you, please ring Sarah Kitchen at *BMRB Social Research* on 0208 433 4414 between 9.30am and 5.30pm Monday to Friday.

It is important that as many people as possible take part in this study, to reflect the variety of different circumstances and experiences that exist in England and Wales today. Your answers will help in the planning of new initiatives to reduce crime, so your participation is extremely important. We hope you agree to take part and thank you in advance for your help and co-operation.

Yours faithfully,

Andy Myhill  
(Research Officer, Home Office)

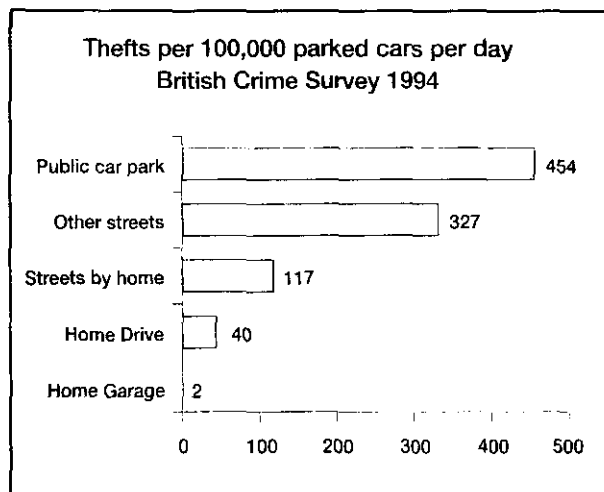


## Risks of vehicle crime

Motor vehicles are a very common target for criminals. A fifth of all BCS offences involved theft or attempted theft of vehicles or items from vehicles. Over time, attempted thefts have become more common relative to actual thefts. This could well be due to an increase in the use of security devices, which make it more difficult for thieves to get into cars.

Three-quarters of car thefts happen at night, many of them around the home. But if you take account of how long cars are parked at different locations, the risk of theft is four times higher in public car parks than in the street outside home or work. The risk of a car being stolen from a public car park is 200 times higher than when cars are kept in garages at home (Figure 2).

**Figure 2: Risks of car-related thefts in different locations**



## Risks of burglary

In 1999, 4.3% of households were burgled, including attempted burglaries in which the offender did not actually gain entry. Since 1993 the number of burglaries has fallen. The fall is related to an increase in the use of home security measures, such as window locks, security lights and burglar alarms. The British Crime Survey shows that even simple security devices, such as deadlocks and window locks, greatly reduce the risk of being burgled.

### Further information

If you would like further information about the findings of the British Crime Survey please contact:

Andy Myhill  
Research Development and Statistics  
Home Office  
Queen Anne's Gate  
London SW1H 9AT

<http://www.homeoffice.gov.uk/bcs2000/bcs2000.htm>



**Home Office**

BUILDING A SAFE, JUST  
AND TOLERANT SOCIETY

## The 2001 British Crime Survey

This is the ninth British Crime Survey since 1982 and you have been asked to take part. The survey is carried out for the Home Office by two research organisations working together: BMRB Social Research and Ipsos RSL. Both are well-respected survey organisations that carry out many research studies for the government.

### What is the British Crime Survey?

The British Crime Survey (BCS) measures the amount of crime in England and Wales by asking people such as yourself about crimes they have experienced. In 2001, we shall be asking about crimes you and your household have experienced during the past year. In this way, the BCS includes crimes that may not have been reported to the police, so it is an alternative to police records. Without the BCS, the government would have no information on these unreported crimes.



The British Crime Survey also:

- Helps to identify those most at risk of different types of crime, and this is used in designing crime prevention programmes.
- Looks at people's attitudes to crime, such as how much they fear crime and what measures they take to avoid it.
- Looks at people's attitudes to the Criminal Justice System, including the police and the courts.

The British Crime Survey is one of the major sources of information about levels of crime, public attitudes to crime and other Home Office issues. The results play a vital role in developing and monitoring Home Office policies. Your answers are very important to us, whether or not members of your household have experienced any crime.

## Who is responsible for the survey?

The Research, Development and Statistics Directorate of the Home Office is responsible for the British Crime Survey. The Home Office published results from the last BCS in the autumn of 2000.

## Who takes part in the survey?

About 40,000 people will be interviewed for the 2001 survey. Addresses are randomly selected from the Post Office's list of addresses in England and Wales. One person (aged 16 or

over) from each address is chosen at random and interviewed. It is important to have a strictly random selection, so that the results reflect the experiences and attitudes of the whole population. For the same reason it is very important the selected person agrees to take part.

## Is this information confidential?

It is *entirely confidential*:

- The research organisations conducting the interviews will not pass on the names and addresses of people taking part in this study to the Home Office.
- The forms that identify people's addresses and the computer files holding the answers are always stored separately.

## Will I be contacted again?

It is very unlikely, but a number of interviews are checked to ensure that the information you gave was recorded accurately. Also, if you agree to take part in further research, you might be contacted again.

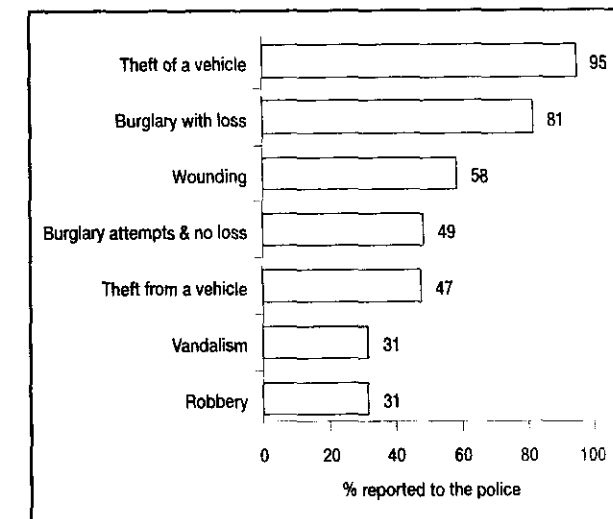
## Some findings from the British Crime Survey

### Unreported Crime

The British Crime Survey has shown that many crimes are not reported to the police. Over half of all crimes counted by the most recent British

Crime Survey had not been reported to the police. Reporting rates vary according to the type of crime. Crimes that involve major financial loss to the victim, such as burglary or theft of a vehicle, are the most likely to be reported (Figure 1).

**Figure 1: Percentage of offences reported to the police in 1999**



Victims do not report crime for various reasons. In the 2000 BCS, the most common reasons given by victims for not reporting crime were that the offence was not serious enough or involved too small a loss, that the police would be unable to do much about the crime or that the incident was considered private and was dealt with by the victim. But many crimes that are seen as serious are not brought to police attention.

**2001 BRITISH CRIME SURVEY  
ADDRESS CONTACT SHEET (ACS)**

**JN 1154-810  
BC1OCT**

ADDRESS DETAILS

**Main Sample - (No Screen)**

(For office use only) Final Outcome

0	1	2	3

**Selection Box**

2	3	4	5	6	7	8	9	10	11	12	NO OF DUS/ PEOPLE  SELECT

Selected Respondent Name

Telephone No.

Area Code

Interviewer Code

Serial Number

Interviewer Name

CHECK DIGIT

Supervisor

Screen Number

Date accompanied

NOTE: IF YOU ARE DOING A REISSUE ASSIGNMENT RECORD YOUR DETAILS ON THE BACK PAGE OF THE ACS

**CALLS RECORD** (note all contacts and attempts to contact household & respondent in person or by 'phone even if no reply)

CALL NO.	DAY	DATE	TIME	R E S U L T
1	Day:	Date:	Time:	
2	Day:	Date:	Time:	
3	Day:	Date:	Time:	
4	Day:	Date:	Time:	
5	Day:	Date:	Time:	
6	Day:	Date:	Time:	
7	Day:	Date:	Time:	
8	Day:	Date:	Time:	
9	Day:	Date:	Time:	
10	Day:	Date:	Time:	
11	Day:	Date:	Time:	
12	Day:	Date:	Time:	

Total no. calls   Date of final visit

Day Day Mth Mth  
(01 - 31) (01 - 12)

**C1. IS ADDRESS TRACEABLE, RESIDENTIAL AND OCCUPIED?**

Yes A GO TO C2

No B CODE FINAL OUTCOME AT C7 (codes 1-7) GO TO D1 IF EMPTY/NOT OCCUPIED

**IF 'YES' AT C1**

**C2. Make contact with any adult at address**

**ESTABLISH NO. OF OCCUPIED DWELLING UNITS COVERED BY ADDRESS**

**IF NECESSARY ASK :** Can I just check, is this house/bungalow/building occupied as a single dwelling or is it split up into separate units?

How many units are occupied at present? (If don't know, treat a dwelling unit as occupied)

**WRITE IN: ENTER TOTAL NO OF OCCUPIED DWELLING UNITS AT ADDRESS**

e.g.: 2 = 

0	2
---	---

--	--

**AND CODE: NO. OF OCCUPIED DWELLING UNITS**      1 only      A      **GO TO C4**

2 or more      B      **GO TO C3a**

If no contact made with any adult or information refused      C      **CODE OUTCOME AT C7 (code 8 or 11). GO TO D1**

**C3a. IF 2 OR MORE OCCUPIED UNITS, LIST ALL IN GRID BELOW:**

- in flat/room number order

**OR:**

- from bottom to top of building, left to right, front to back  
(SEE INSTRUCTIONS FOR MORE DETAILS)

OCCUPIED UNIT	DWELLING NO	OCCUPIED UNIT	DWELLING NO
	01		07
	02		08
	03		09
	04		10
	05		11
	06		12

**C3b. LOOK AT SELECTION BOX ON FRONT PAGE TO SELECT DWELLING UNIT FOR INTERVIEW**

- "No. of DUs/people" row - Find number corresponding to total number of dwelling units
- "SELECT" row - number beneath total number of dwelling units is SELECTED DWELLING UNIT.
- RING ON GRID ABOVE.

**ENTER DWELLING NO. OF SELECTED DWELLING UNIT:**

--	--

**RECORD FLAT OR ROOM NUMBER/DETAILS OF LOCATION OF SELECTED UNIT BELOW:**

--

**NOW GO TO C4**

**C4. CONTACT RESPONSIBLE ADULT AT DWELLING UNIT AND INTRODUCE SURVEY**

Good afternoon/evening. I am carrying out a survey about crime on behalf of the Home Office, and I am from BMRB Social Research.

You should have received a letter about this survey from the Home Office, explaining that we would be contacting you.

**SHOW COPY OF ADVANCE LETTER**

For this survey we are only interviewing people aged 16 or over. Can I just check, how many people aged 16 or over live in this household?

**WRITE IN: ENTER NUMBER OF PEOPLE AGED 16+ (e.g. TWO = 02)**

--	--

**INCLUDE**

- People who normally live at address who are away for under 6 months
- Boarders and lodgers living as part of household

**EXCLUDE**

- People aged 16+ who live elsewhere to study or work but who come home for holidays
- Spouses who are separated and no longer resident
- People away continuously for 6 months or more

**AND CODE: NO. OF PERSONS ELIGIBLE**

1 only    A    **GO TO C6**

2 or more    B    **GO TO C5**

If no. of persons in household not obtained    C    **CODE OUTCOME AT C7 (Code 8 or 11) GO TO D1**

**C5a. ASK FOR FIRST NAME OR INITIAL OF EACH PERSON AGED 16+. LIST IN ALPHABETICAL ORDER IN GRID BELOW**

FIRST NAME OR INITIAL	PERSON NUMBER
	01
	02
	03
	04
	05
	06

FIRST NAME OR INITIAL	PERSON NUMBER
	07
	08
	09
	10
	11
	12

**LOOK AT SELECTION BOX ON FRONT PAGE TO SELECT PERSON FOR INTERVIEW.**

- "No. of DUs/people" row - Find number corresponding to total number of persons
- "SELECT" row - number beneath total number of dwelling units is SELECTED PERSON.
- RING ON GRID ABOVE.

ENTER "PERSON NUMBER" OF SELECTED PERSON

--	--

**C5b.** Is selected person aged 16 or 17 AND living with parents? (circle code)    Yes 1 GO TO C5c  
No 2 GO TO C6

**C5c.** If yes, has parental permission been obtained and letter from Home Office handed over? (circle code)  
Yes 1 GO TO C6  
No - parents not contacted 2 GO TO C7  
No - parents refused 3 GO TO C7

**C6. ENTER NAME OF SELECTED RESPONDENT AND, IF POSSIBLE, TELEPHONE NUMBER ON FRONT PAGE. ATTEMPT INTERVIEW OR RECORD APPOINTMENT TIME ON FRONT PAGE**

**IF PARENTAL PERMISSION OBTAINED PUT THE NAME OF THE ADULT WHO GAVE PARENTAL PERMISSION IN BRACKETS AFTER THE RESPONDENT'S NAME.**

**C6a. Remember to ask about Youth Boost (Y1 on p5) at convenient point. This needs to be done if you get an interview, make a firm appointment, or get an outcome code of 14, 15, 16, 17 or 18.**

**C7 FINAL OUTCOME CODES**

(Circle relevant codes and check that D1-D10 on page 6 completed)

**ADDRESS INELIGIBLE**

- 1. Insufficient address/address not traced  
(COMPLETE C8 AND CALL OFFICE BEFORE RETURNING)
- 2. Not yet built/not ready for occupation
- 3. Derelict/demolished
- 4. Empty/not occupied (including second homes)
- 5. Business/industrial only (no private dwellings)
- 6. Institution only (no private dwellings)
- 7. Other (PLEASE DESCRIBE)

**NO CONTACT**

- 8. No contact made with responsible adult at address/in household after 5+ calls
- 9. Respondent selected but no direct contact with respondent (or parents) after 5+ calls

**REFUSAL (SEE ALSO C9)**

- 10. Office refusal (by phone or letter)
- 11. Contact made at address/in household but information about dwellings or occupants refused
- 12. Personal refusal by selected respondent
- 13. Proxy refusal (on behalf of selected person including parental refusal)

**OTHER UNSUCCESSFUL**

- 14. Broken appointment, no recontact
- 15. Ill/incapacitated at home during survey period
- 16. Away/ in hospital during survey period
- 17. Inadequate English
- 18. Other reason (PLEASE DESCRIBE)

**INTERVIEW OBTAINED**

- 19. Full interview
- 20. Partial interview

	First issue	For Re-Issues ONLY		
		1st	2nd	3rd
1. Insufficient address/address not traced (COMPLETE C8 AND CALL OFFICE BEFORE RETURNING)	1	1	1	1
2. Not yet built/not ready for occupation	2	2	2	2
3. Derelict/demolished	3	3	3	3
4. Empty/not occupied (including second homes)	4	4	4	4
5. Business/industrial only (no private dwellings)	5	5	5	5
6. Institution only (no private dwellings)	6	6	6	6
7. Other (PLEASE DESCRIBE)	7	7	7	7
<hr/>				
8. No contact made with responsible adult at address/in household after 5+ calls	8	8	8	8
9. Respondent selected but no direct contact with respondent (or parents) after 5+ calls	9	9	9	9
<hr/>				
10. Office refusal (by phone or letter)	10	10	10	10
11. Contact made at address/in household but information about dwellings or occupants refused	11	11	11	11
12. Personal refusal by selected respondent	12	12	12	12
13. Proxy refusal (on behalf of selected person including parental refusal)	13	13	13	13
<hr/>				
14. Broken appointment, no recontact	14	14	14	14
15. Ill/incapacitated at home during survey period	15	15	15	15
16. Away/ in hospital during survey period	16	16	16	16
17. Inadequate English	17	17	17	17
18. Other reason (PLEASE DESCRIBE)	18	18	18	18
<hr/>				
19. Full interview	19	19	19	19
20. Partial interview	20	20	20	20

REMEMBER TO REPORT CODE 44 (NO YOUTH SCREENING REQUIRED)

**IF 'ADDRESS NOT TRACED' (CODE 01 AT C7)**

**C8 WHAT METHODS WERE USED TO FIND ADDRESS?**

- Asked local people 1
- Asked at Post Office 2
- Asked at Sorting Office 3
- Asked Police 4
- Asked BMRB Area Office 5
- Other (PLEASE DESCRIBE) 6

**C9 IF 'REFUSAL' CODE REASON FOR REFUSAL**

- Office refusal 0
- Doesn't believe in surveys/ anti-surveys 1
- Concerns about confidentiality/ privacy 2
- Suspicion/fear of strangers coming into house 3
- Dislike/lack of interest in subject of survey 4
- Can't be bothered 5
- Genuinely too busy 6
- Temporarily too busy 7
- Personal problems 8
- About to go away 9
- Other (PLEASE DESCRIBE) 10

**CHECK IF YOU CAN DO A YOUTH BOOST INTERVIEW (p5)**

No of victim forms

Electronic report sent

Please record any other details of non-contact, refusals or other unsuccessful outcomes on the back page of the ACS. This will help with re issues.

SCREENING FOR 16-24 YEAR OLDS

YOU SHOULD ONLY CARRY OUT A BOOST INTERVIEW WHEN YOU HAVE CARRIED OUT AN INTERVIEW WITH THE MAIN SELECTED RESPONDENT.

EXCEPTIONS ARE IF:

- YOU HAVE A FIRM APPOINTMENT TO INTERVIEW THE MAIN RESPONDENT
- SELECTED RESPONDENT IS AWAY FOR DURATION OF FIELD PERIOD (OUTCOME 16)
- SELECTED RESPONDENT IS ILL/INCAPACITATED AT HOME DURING FIELD PERIOD (OUTCOME 15)
- SELECTED RESPONDENT HAS INADEQUATE ENGLISH (OUTCOME 17)
- SOME OTHER REASON FOR AN UNSUCCESSFUL, IF CONSIDERED APPROPRIATE (OUTCOME 18)

Y1 Is the main selected respondent aged 16-24?  
Yes 40 NO EXTRA INTERVIEW  
CHECK D1-D10 COMPLETE  
No B Continue at Y2

Y2 How many people aged 16-24 live in this household (include all 16-24 year olds, both white and non-white)?

WRITE IN: (e.g. TWO = 02)

--	--

AND CODE: NO. OF PERSONS 16-24

None 41 NO EXTRA INTERVIEW  
CHECK D1-D10 COMPLETE  
-----  
One or more 42 CREATE NEW PINK ACS  
AND ATTEMPT INTERVIEW  
(check D1-D10 complete)  
-----  
Information refused 43 NO EXTRA INTERVIEW  
CHECK D1-D10 COMPLETE

IF YOU DO NOT HAVE TO DO YOUTH SCREENING (i.e. FINAL OUTCOMES 1-13)  
YOU SHOULD REPORT AN OUTCOME CODE 44.

Electronic report sent

--

**ALL RESIDENTIAL ADDRESSES (CONTACTS AND NON-CONTACTS INCLUDING VACANTS). DO NOT COMPLETE FOR NOT TRACEABLE, NOT BUILT, DERELICT, BUSINESS OR INSTITUTIONAL)**

D1. Which of the following are visible at the sampled address?

PLEASE CIRCLE ALL CODES THAT APPLY

- Burglar alarm 1
- Security gate over front door 2
- Bars/grills on **any** windows 3
- Other security device(s) 4
- Estate/block security lodge/guards 5
- Entryphone 6
- None of these 7

INTERVIEWER ASSESSMENTS:

D2. In the **immediate area**, how common is litter or rubbish lying around?

- Very common 1
- Fairly common 2
- Not very common 3
- Not at all common 4

D3. How common is vandalism, graffiti or deliberate damage to property?

- Very common 1
- Fairly common 2
- Not very common 3
- Not at all common 4

D4. How common are homes in poor condition/run down?

- Very common 1
- Fairly common 2
- Not very common 3
- Not at all common 4

D5. SAMPLED DWELLING IS:

- Whole house - detached 1
  - semi-detached 2
  - mid-terrace 3
  - end-terrace 4
  - Maisonette 5
  - Flat - purpose-built 6
  - Flat - converted 7
  - Rooms, bedsitter 8
  - Caravan/mobile home 9
  - Unable to code 10
- } GO TO D8
- } GO TO D6
- } GO TO D8

D6. IF FLAT ETC (5-8 AT D5) ANSWER D6-D7 OTHERS GO TO D8

CODE TYPE OF FLAT, ETC:

- Self-contained 1
- Not self-contained 2
- Unable to code 3

D7. BUILDING HAS:

- Common entrance: lockable 1
- Common entrance: not lockable 2
- No common entrance 3

**ALL**

D8. Is the sampled house/flat in good or poor physical condition?

- Very good 1
- Fairly good 2
- Neither good nor bad 3
- Fairly bad 4
- Very bad 5
- Unable to code 6

D9. Is the sampled house/flat in a better or worse condition than the others in this area?

- Better 1
- Worse 2
- About the same 3
- Unable to code 4

D10. Is the dwelling in a Neighbourhood Watch area?

- Yes 1
- No 2
- Unable to code 3

Electronic questionnaire sent

**Please turn over for notes page**



## Notes Page

For any unproductive interviews, please give us as much information as you can about the reason no interview was obtained. This information will help if the address is re-issued. For example:

- If refusal, or other unsuccessful please give full explanation for outcome
- Best time to call to get someone in
- Any other reasons why you haven't got an interview yet
- If the address was difficult to find, any helpful directions
- Information on respondent e.g. disabilities, whether work shifts

---

### RE-ISSUE INFORMATION

	<b>Interviewer No.</b>		<b>Total no. calls</b>	<b>Date of final visit</b>
<b>RE-ISSUE 1</b>				
	<b>Name of interviewer</b>	<b>Interviewer No.</b>		<b>Date of final visit</b>
				Day Day Mth Mth (01 - 31) (01 - 12)

	<b>Interviewer No.</b>		<b>Total no. calls</b>	<b>Date of final visit</b>
<b>RE-ISSUE 2</b>				
	<b>Name of interviewer</b>	<b>Interviewer No.</b>		<b>Date of final visit</b>
				Day Day Mth Mth (01 - 31) (01 - 12)

	<b>Interviewer No.</b>		<b>Total no. calls</b>	<b>Date of final visit</b>
<b>RE-ISSUE 3</b>				
	<b>Name of interviewer</b>	<b>Interviewer No.</b>		<b>Date of final visit</b>
				Day Day Mth Mth (01 - 31) (01 - 12)

**2001 BRITISH CRIME SURVEY  
ADDRESS CONTACT SHEET (ACS)**

**JN 1154-810  
BC1OCT**

ADDRESS DETAILS

\_\_\_\_\_  
\_\_\_\_\_  
\_\_\_\_\_  
\_\_\_\_\_

**Main Sample - (Non-White Screen)**

(For office use only)      0      1      2      3  
Final Outcome               

**Selection Box**

2	3	4	5	6	7	8	9	10	11	12	NO OF DUS/ PEOPLE  SELECT
<input type="text"/>	<input type="text"/>	<input type="text"/>	<input type="text"/>	<input type="text"/>	<input type="text"/>	<input type="text"/>	<input type="text"/>	<input type="text"/>	<input type="text"/>	<input type="text"/>	
<input type="text"/>	<input type="text"/>	<input type="text"/>	<input type="text"/>	<input type="text"/>	<input type="text"/>	<input type="text"/>	<input type="text"/>	<input type="text"/>	<input type="text"/>	<input type="text"/>	

Selected Respondent  
Name

Telephone No.

Area Code

Interviewer Code

Serial Number

Interviewer Name

CHECK DIGIT

Supervisor

Screen Number

0

Date accompanied

**NOTE: IF YOU ARE DOING A REISSUE ASSIGNMENT  
RECORD YOUR DETAILS ON THE BACK PAGE OF THE ACS**

**CALLS RECORD (note all contacts and attempts to contact household & respondent in person or by 'phone even if no reply)**

CALL NO.	DAY	DATE	TIME	RESULT
1	Day:	Date:	Time:	
2	Day:	Date:	Time:	
3	Day:	Date:	Time:	
4	Day:	Date:	Time:	
5	Day:	Date:	Time:	
6	Day:	Date:	Time:	
7	Day:	Date:	Time:	
8	Day:	Date:	Time:	
9	Day:	Date:	Time:	
10	Day:	Date:	Time:	
11	Day:	Date:	Time:	
12	Day:	Date:	Time:	

Total no. calls         Date of final visit              
Day    Day    Mth    Mth  
(01 - 31)    (01 - 12)

**C1. IS ADDRESS TRACEABLE, RESIDENTIAL AND OCCUPIED?**

Yes A GO TO C1a

No B CODE FINAL OUTCOME AT C7 (codes 1-7) REMEMBER non-white screening at ALL addresses except non-traceable

**C1a.** Before attempting contact at main address, identify screening addresses and follow instructions on pages 7 and 8. **ASK E2 (page 7) AT CONVENIENT POINT**

**C2.** Make contact with any adult at address  
**ESTABLISH NO. OF OCCUPIED DWELLING UNITS COVERED BY ADDRESS**

**IF NECESSARY ASK :** Can I just check, is this house/bungalow/building occupied as a single dwelling or is it split up into separate units?

How many units are occupied at present? (If don't know, treat a dwelling unit as occupied)

**WRITE IN: ENTER TOTAL NO OF OCCUPIED DWELLING UNITS AT ADDRESS**

e.g.: 2 = 

0	2
---	---

--	--

**AND CODE: NO. OF OCCUPIED DWELLING UNITS**      1 only      A      **GO TO C4**

2 or more      B      **GO TO C3a**

If no contact made with any adult or information refused      C      **CODE OUTCOME AT C7 (code 8 or 11). GO TO D1**

**C3a. IF 2 OR MORE OCCUPIED UNITS, LIST ALL IN GRID BELOW:**

- in flat/room number order

**OR:**

- from bottom to top of building, left to right, front to back  
**(SEE INSTRUCTIONS FOR MORE DETAILS)**

OCCUPIED UNIT	DWELLING NO	OCCUPIED UNIT	DWELLING NO
	01		07
	02		08
	03		09
	04		10
	05		11
	06		12

**C3b. LOOK AT SELECTION BOX ON FRONT PAGE TO SELECT DWELLING UNIT FOR INTERVIEW**

- "No. of DUs/people" row - Find number corresponding to total number of dwelling units
- "SELECT" row - number beneath total number of dwelling units is **SELECTED DWELLING UNIT**.
- RING ON GRID ABOVE.

**ENTER DWELLING NO. OF SELECTED DWELLING UNIT:**

--	--

**RECORD FLAT OR ROOM NUMBER/DETAILS OF LOCATION OF SELECTED UNIT BELOW:**

--

**NOW GO TO C4**



**C7 FINAL OUTCOME CODES**

(Circle relevant codes and check that D1-D10 on page 6 completed)

**ADDRESS INELIGIBLE**

- 2. Insufficient address/address not traced  
(COMPLETE C8 AND CALL OFFICE BEFORE RETURNING)
- 8. Not yet built/not ready for occupation
- 9. Derelict/demolished
- 10. Empty/not occupied (including second homes)
- 11. Business/industrial only (no private dwellings)
- 12. Institution only (no private dwellings)
- 13. Other (PLEASE DESCRIBE)

**NO CONTACT**

- 10. No contact made with responsible adult at address/in household after 5+ calls
- 11. Respondent selected but no direct contact with respondent (or parents) after 5+ calls

**REFUSAL (SEE ALSO C9)**

- 14. Office refusal (by phone or letter)
- 15. Contact made at address/in household but information about dwellings or occupants refused
- 16. Personal refusal by selected respondent
- 17. Proxy refusal (on behalf of selected person including parental refusal)

**OTHER UNSUCCESSFUL**

- 19. Broken appointment, no recontact
- 20. Ill/incapacitated at home during survey period
- 21. Away/ in hospital during survey period
- 22. Inadequate English
- 23. Other reason (PLEASE DESCRIBE)

**INTERVIEW OBTAINED**

- 21. Full interview
- 22. Partial interview

No of victim forms

Electronic report sent

	First issue	For Re-Issues ONLY		
		1st	2nd	3rd
2.	1	1	1	1
8.	2	2	2	2
9.	3	3	3	3
10.	4	4	4	4
11.	5	5	5	5
12.	6	6	6	6
13.	7	7	7	7
10.	8	8	8	8
11.	9	9	9	9
14.	10	10	10	10
15.	11	11	11	11
16.	12	12	12	12
17.	13	13	13	13
19.	14	14	14	14
20.	15	15	15	15
21.	16	16	16	16
22.	17	17	17	17
23.	18	18	18	18
21.	19	19	19	19
22.	20	20	20	20

REMEMBER TO REPORT CODE 44 (NO YOUTH SCREENING REQUIRED)

**IF 'ADDRESS NOT TRACED' (CODE 01 AT C7)**

**C8 WHAT METHODS WERE USED TO FIND ADDRESS?**

- Asked local people 1
- Asked at Post Office 2
- Asked at Sorting Office 3
- Asked Police 4
- Asked BMRB Area Office 5
- Other (PLEASE DESCRIBE) 6

**C9 IF 'REFUSAL' CODE REASON FOR REFUSAL**

- Office refusal 0
- Doesn't believe in surveys/ anti-surveys 1
- Concerns about confidentiality/ privacy 2
- Suspicion/fear of strangers coming into house 3
- Dislike/lack of interest in subject of survey 4
- Can't be bothered 5
- Genuinely too busy 6
- Temporarily too busy 7
- Personal problems 8
- About to go away 9
- Other (PLEASE DESCRIBE) 10

**CHECK IF YOU CAN DO A YOUTH BOOST INTERVIEW (p5)**

Please record any other details of non-contact, refusals or other unsuccessful outcomes on the back page of the ACS. This will help with re issues.

**SCREENING FOR 16-24 YEAR OLDS**

**YOU SHOULD ONLY CARRY OUT A BOOST INTERVIEW WHEN YOU HAVE CARRIED OUT AN INTERVIEW WITH THE MAIN SELECTED RESPONDENT.**

**EXCEPTIONS ARE IF:**

- YOU HAVE A FIRM APPOINTMENT TO INTERVIEW THE MAIN RESPONDENT
- SELECTED RESPONDENT IS AWAY FOR DURATION OF FIELD PERIOD (OUTCOME 16)
- SELECTED RESPONDENT IS ILL/INCAPACITATED AT HOME DURING FIELD PERIOD (OUTCOME 15)
- SELECTED RESPONDENT HAS INADEQUATE ENGLISH (OUTCOME 17)
- SOME OTHER REASON FOR AN UNSUCCESSFUL, IF CONSIDERED APPROPRIATE (OUTCOME 18)

Y1 Is the main selected respondent aged 16-24?

Yes	40	<b>NO EXTRA INTERVIEW CHECK D1-D10 COMPLETE AND NON-WHITE SCREENING CARRIED OUT</b>
No	B	<b>Continue at Y2</b>

Y2 How many people **aged 16-24** live in this household (include all 16-24 year olds, both white and non-white)?

**WRITE IN:** (e.g. TWO = 02)

--	--

**AND CODE: NO. OF PERSONS 16-24**

None	41	<b>NO EXTRA INTERVIEW CHECK D1-D10 COMPLETE AND NON-WHITE SCREENING CARRIED OUT</b>
-----		
One or more	42	<b>CREATE NEW PINK ACS AND ATTEMPT INTERVIEW (check D1-D10 complete, and non-white screening carried out)</b>
-----		
Information refused	43	<b>NO EXTRA INTERVIEW CHECK D1-D10 COMPLETE AND NON-WHITE SCREENING CARRIED OUT</b>

**IF YOU DO NOT HAVE TO DO YOUTH SCREENING (i.e. FINAL OUTCOMES 1-13)  
YOU SHOULD REPORT AN OUTCOME CODE 44**

Electronic questionnaire sent

--

**ALL RESIDENTIAL ADDRESSES (CONTACTS AND NON-CONTACTS INCLUDING VACANTS). DO NOT COMPLETE FOR NOT TRACEABLE, NOT BUILT, DERELICT, BUSINESS OR INSTITUTIONAL)**

D1. Which of the following are visible at the sampled address?

PLEASE CIRCLE ALL CODES THAT APPLY

- Burglar alarm 1
- Security gate over front door 2
- Bars/grills on **any** windows 3
- Other security device(s) 4
- Estate/block security lodge/guards 5
- Entryphone 6
- None of these 7

INTERVIEWER ASSESSMENTS:

D2. In the **immediate area**, how common is litter or rubbish lying around?

- Very common 1
- Fairly common 2
- Not very common 3
- Not at all common 4

D3. How common is vandalism, graffiti or deliberate damage to property?

- Very common 1
- Fairly common 2
- Not very common 3
- Not at all common 4

D4. How common are homes in poor condition/run down?

- Very common 1
- Fairly common 2
- Not very common 3
- Not at all common 4

D5. SAMPLED DWELLING IS:

- Whole house - detached 1
  - semi-detached 2
  - mid-terrace 3
  - end-terrace 4
  - Maisonette 5
  - Flat - purpose-built 6
  - Flat - converted 7
  - Rooms, bedsitter 8
  - Caravan/mobile home 9
  - Unable to code 10
- } GO TO D8
- } GO TO D6
- } GO TO D8

D6. IF FLAT ETC (5-8 AT D5) ANSWER D6-D7 OTHERS GO TO D8

CODE TYPE OF FLAT, ETC:

- Self-contained 1
- Not self-contained 2
- Unable to code 3

D7. BUILDING HAS:

- Common entrance: lockable 1
- Common entrance: not lockable 2
- No common entrance 3

**ALL**

D8. Is the sampled house/flat in good or poor physical condition?

- Very good 1
- Fairly good 2
- Neither good nor bad 3
- Fairly bad 4
- Very bad 5
- Unable to code 6

D9. Is the sampled house/flat in a better or worse condition than the others in this area?

- Better 1
- Worse 2
- About the same 3
- Unable to code 4

D10. Is the dwelling in a Neighbourhood Watch area?

- Yes 1
- No 2
- Unable to code 3

Electronic questionnaire sent

## NON-WHITE SCREENING

E1 WAS THE MAIN ADDRESS TRACEABLE?

YES (outcome at C7 not coded as 1)	A	GO TO E1a
NO (outcome at C7 coded as 1)	B	END

E1a IDENTIFY ADDRESSES TO BE SCREENED **BEFORE** CALLING AT A MAIN SAMPLE ADDRESS

Use the rules provided to identify 3 adjacent addresses to the left and 3 adjacent addresses to the right of the main sample address (as you look at it). Write each address in at E5 overleaf, giving them screen numbers 1-3 (for addresses to the LEFT of the main sample address) and 4-6 (for the addresses to the RIGHT of the main sample address) respectively. Number outward from main sample address in each case.

**ONCE YOU HAVE IDENTIFIED ADDRESSES RETURN TO C2 AND CONTINUE.**

---

E2 IF YOU MAKE CONTACT WITH THE MAIN SAMPLE ADDRESS, **EVEN IF YOU DO NOT GET AN INTERVIEW THERE**, READ OUT THE FOLLOWING EXPLANATION:

“The Home Office is interested in the experience of crime among all groups in the population. As well as white people, we need to interview (more) people who are black, Asian, Chinese or from other non-white groups.”

THEN ASK:

“The 3 addresses immediately to the LEFT of this one are (DESCRIBE ADDRESSES). Is there anyone aged 16 or over living at these addresses who is black, Asian, Chinese or from another non-white group?”

IF DEFINITE OUTCOME (‘YES’ OR ‘NO’) ESTABLISHED FOR ONE OR BOTH ADDRESSES TO THE LEFT, CODE AT E5 OVERLEAF.

THEN ASK:

“The 3 addresses immediately to the RIGHT of this one are (DESCRIBE ADDRESSES). Is there anyone aged 16 or over living at these addresses who is black, Asian, Chinese or from another non-white group?”

IF DEFINITE OUTCOME (‘YES’ OR ‘NO’) ESTABLISHED FOR ONE OR BOTH ADDRESSES TO THE RIGHT, CODE AT E5 OVERLEAF.

E3 IF YOU ARE UNABLE TO ESTABLISH A DEFINITE OUTCOME (YES OR NO) AT THE MAIN SAMPLE ADDRESS BECAUSE:

- you have not made contact at the main sample address
- the information is refused at the main sample address
- the respondent at the main sample address does not know
- the main sample address is traceable BUT is empty, derelict, demolished, etc

THEN YOU SHOULD CONTINUE SCREENING TO SEEK THE INFORMATION YOU NEED EITHER:

- at the identified address itself
- or at adjacent addresses (up to 3 addresses away from the identified address)







## Notes Page

For any unproductive interviews, please give us as much information as you can about the reason no interview was obtained. This information will help if the address is re-issued. For example:

- If refusal, or other unsuccessful please give full explanation for outcome
- Best time to call to get someone in
- Any other reasons why you haven't got an interview yet
- If the address was difficult to find, any helpful directions
- Information on respondent e.g. disabilities, whether work shifts.

---

### RE-ISSUE INFORMATION

<b>RE-ISSUE 1</b>	<table border="1" style="width: 100%; border-collapse: collapse;"> <tr> <td style="width: 50%; text-align: center;">Name of interviewer</td> <td style="width: 50%; text-align: center;">Interviewer No.</td> </tr> <tr> <td style="height: 30px;"></td> <td style="height: 30px;"></td> </tr> </table>	Name of interviewer	Interviewer No.			<b>Total no. calls</b> <table border="1" style="width: 100%; border-collapse: collapse;"> <tr> <td style="width: 50%; height: 20px;"></td> <td style="width: 50%; height: 20px;"></td> </tr> </table>			<b>Date of final visit</b> <table border="1" style="width: 100%; border-collapse: collapse;"> <tr> <td style="width: 25%; height: 20px;"></td> <td style="width: 25%; height: 20px;"></td> <td style="width: 25%; height: 20px;"></td> <td style="width: 25%; height: 20px;"></td> </tr> <tr> <td style="text-align: center;">Day</td> <td style="text-align: center;">Day</td> <td style="text-align: center;">Mth</td> <td style="text-align: center;">Mth</td> </tr> <tr> <td colspan="2" style="text-align: center;">(01 - 31)</td> <td colspan="2" style="text-align: center;">(01 - 12)</td> </tr> </table>					Day	Day	Mth	Mth	(01 - 31)		(01 - 12)	
Name of interviewer	Interviewer No.																				
Day	Day	Mth	Mth																		
(01 - 31)		(01 - 12)																			
<b>RE-ISSUE 2</b>	<table border="1" style="width: 100%; border-collapse: collapse;"> <tr> <td style="width: 50%; text-align: center;">Name of interviewer</td> <td style="width: 50%; text-align: center;">Interviewer No.</td> </tr> <tr> <td style="height: 30px;"></td> <td style="height: 30px;"></td> </tr> </table>	Name of interviewer	Interviewer No.			<b>Total no. calls</b> <table border="1" style="width: 100%; border-collapse: collapse;"> <tr> <td style="width: 50%; height: 20px;"></td> <td style="width: 50%; height: 20px;"></td> </tr> </table>			<b>Date of final visit</b> <table border="1" style="width: 100%; border-collapse: collapse;"> <tr> <td style="width: 25%; height: 20px;"></td> <td style="width: 25%; height: 20px;"></td> <td style="width: 25%; height: 20px;"></td> <td style="width: 25%; height: 20px;"></td> </tr> <tr> <td style="text-align: center;">Day</td> <td style="text-align: center;">Day</td> <td style="text-align: center;">Mth</td> <td style="text-align: center;">Mth</td> </tr> <tr> <td colspan="2" style="text-align: center;">(01 - 31)</td> <td colspan="2" style="text-align: center;">(01 - 12)</td> </tr> </table>					Day	Day	Mth	Mth	(01 - 31)		(01 - 12)	
Name of interviewer	Interviewer No.																				
Day	Day	Mth	Mth																		
(01 - 31)		(01 - 12)																			
<b>RE-ISSUE 3</b>	<table border="1" style="width: 100%; border-collapse: collapse;"> <tr> <td style="width: 50%; text-align: center;">Name of interviewer</td> <td style="width: 50%; text-align: center;">Interviewer No.</td> </tr> <tr> <td style="height: 30px;"></td> <td style="height: 30px;"></td> </tr> </table>	Name of interviewer	Interviewer No.			<b>Total no. calls</b> <table border="1" style="width: 100%; border-collapse: collapse;"> <tr> <td style="width: 50%; height: 20px;"></td> <td style="width: 50%; height: 20px;"></td> </tr> </table>			<b>Date of final visit</b> <table border="1" style="width: 100%; border-collapse: collapse;"> <tr> <td style="width: 25%; height: 20px;"></td> <td style="width: 25%; height: 20px;"></td> <td style="width: 25%; height: 20px;"></td> <td style="width: 25%; height: 20px;"></td> </tr> <tr> <td style="text-align: center;">Day</td> <td style="text-align: center;">Day</td> <td style="text-align: center;">Mth</td> <td style="text-align: center;">Mth</td> </tr> <tr> <td colspan="2" style="text-align: center;">(01 - 31)</td> <td colspan="2" style="text-align: center;">(01 - 12)</td> </tr> </table>					Day	Day	Mth	Mth	(01 - 31)		(01 - 12)	
Name of interviewer	Interviewer No.																				
Day	Day	Mth	Mth																		
(01 - 31)		(01 - 12)																			

**2001 BRITISH CRIME SURVEY  
ADDRESS CONTACT SHEET (ACS)**

**JN 1154-810  
BC1OCT**

ADDRESS DETAILS

[ ] [ ]  
[ ] [ ]

**Non-White Sample**

(For office use only) 0 1 2 3  
Final Outcome [ ] [ ] [ ] [ ]

**Selection Box**

2	3	4	5	6	7	8	9	10	11	12
[ ]	[ ]	[ ]	[ ]	[ ]	[ ]	[ ]	[ ]	[ ]	[ ]	[ ]

NO OF  
DUS/NON-  
WHITE  
ADULTS  
SELECT

Selected Respondent Name [ ]

Telephone No. [ ]

Area Code [ ]

Interviewer Code [ ]

Serial Number [ ]

Interviewer Name [ ]

CHECK DIGIT [ ]

Supervisor [ ]

Screen Number [ ]

Date accompanied [ ] [ ] [ ] [ ]

SCREEN NUMBER MUST BE 1-6

NOTE: IF YOU ARE DOING A REISSUE ASSIGNMENT RECORD YOUR DETAILS ON THE BACK PAGE OF THE ACS

**CALLS RECORD (note all contacts and attempts to contact household & respondent in person or by 'phone even if no reply)**

CALL NO.	DAY	DATE	TIME	R E S U L T
1	Day:	Date:	Time:	
2	Day:	Date:	Time:	
3	Day:	Date:	Time:	
4	Day:	Date:	Time:	
5	Day:	Date:	Time:	
6	Day:	Date:	Time:	
7	Day:	Date:	Time:	
8	Day:	Date:	Time:	
9	Day:	Date:	Time:	
10	Day:	Date:	Time:	
11	Day:	Date:	Time:	
12	Day:	Date:	Time:	

Total no. calls [ ] [ ] Date of final visit [ ] [ ] [ ] [ ]  
Day Day Mth Mth  
(01 - 31) (01 - 12)

**C2. ESTABLISH NO. OF DWELLING UNITS COVERED BY ADDRESS WHICH ARE OCCUPIED BY NON-WHITE ADULTS**

**IF NECESSARY ASK :** Can I just check, is this house/bungalow/building occupied as a single dwelling or is it split up into separate units?

How many units are occupied at present by anyone who is black, Asian, Chinese or from another non-white group? (If don't know, treat a dwelling unit as occupied by a non-white adult)

**WRITE IN: ENTER TOTAL NO OF DWELLING UNITS OCCUPIED BY NON-WHITE ADULT(S) AT ADDRESS**

e.g.: 2 = 

0	2
---	---

--	--

**AND CODE: NO OF DWELLING UNITS OCCUPIED BY NON-WHITE ADULTS**      1 only      A      GO TO C4

2 or more      B      GO TO C3a

If no contact made with any adult or information refused      C      CODE OUTCOME AT C7 (code 8 or 11). GO TO D1

None occupied by non-white adult(s)      D      CODE OUTCOME AT C7 (code 22 or 7)

**C3a. IF 2 OR MORE UNITS OCCUPIED BY NON-WHITE ADULTS, LIST ALL IN GRID BELOW:**

- in flat/room number order

**OR:**

- from bottom to top of building, left to right, front to back  
(SEE INSTRUCTIONS FOR MORE DETAILS)

OCCUPIED UNIT	DWELLING NO	OCCUPIED UNIT	DWELLING NO
	01		07
	02		08
	03		09
	04		10
	05		11
	06		12

**C3b. LOOK AT SELECTION BOX ON FRONT PAGE TO SELECT DWELLING UNIT FOR INTERVIEW**

- "No. of DUs/non-white adults" row - Find number corresponding to total number of dwelling units
- "SELECT" row - number beneath total number of dwelling units is SELECTED DWELLING UNIT.
- RING ON GRID ABOVE.

**ENTER DWELLING NO. OF SELECTED DWELLING UNIT:**

--	--

**RECORD FLAT OR ROOM NUMBER/DETAILS OF LOCATION OF SELECTED UNIT BELOW:**

--

**NOW GO TO C4**

**C4. CONTACT RESPONSIBLE ADULT AT DWELLING UNIT AND INTRODUCE SURVEY**

Good afternoon/evening. I am carrying out a survey about crime on behalf of the Home Office, and I am from BMRB Social Research.

Here is a letter from the Home Office which explains more about this survey

**SHOW COPY OF LETTER**

For this survey we are only interviewing people aged 16 or over who are black, Asian, Chinese or from another non-white group. Can I just check, how many non-white people aged 16 or over live in this household?

**WRITE IN: ENTER NUMBER OF NON-WHITE PEOPLE AGED 16+ (e.g. TWO = 02)**

**INCLUDE**

- People who normally live at address who are away for under 6 months
- Boarders and lodgers living as part of household

**EXCLUDE**

- People aged 16+ who live elsewhere to study or work but who come home for holidays
- Spouses who are separated and no longer resident
- People away continuously for 6 months or more

**AND CODE: NO. OF PERSONS ELIGIBLE**

- 1 only    A    **GO TO C6**  
2 or more    B    **GO TO C5**

If no. of persons in household not obtained    C    **CODE OUTCOME AT C7  
(Code 8 or 11) GO TO D1**

**C5a. ASK FOR FIRST NAME OR INITIAL OF EACH NON-WHITE PERSON AGED 16+. LIST IN ALPHABETICAL ORDER IN GRID BELOW**

FIRST NAME OR INITIAL	PERSON NUMBER
	01
	02
	03
	04
	05
	06

FIRST NAME OR INITIAL	PERSON NUMBER
	07
	08
	09
	10
	11
	12

**LOOK AT SELECTION BOX ON FRONT PAGE TO SELECT PERSON FOR INTERVIEW.**

- "No. of DUs/non-white adults" row - Find number corresponding to total number of persons
- "SELECT" row - number beneath total number of dwelling units is SELECTED PERSON.
- RING ON GRID ABOVE.

ENTER "PERSON NUMBER" OF SELECTED PERSON

**C5b. Is selected person aged 16 or 17 AND living with parents? (circle code)**    Yes 1 GO TO C5c  
No 2 GO TO C6

**C5c. If yes, has parental permission been obtained and letter from Home Office handed over? (circle code)**  
Yes 1 GO TO C6  
No - parents not contacted 2 GO TO C7  
No - parents refused 3 GO TO C7

**C6. ENTER NAME OF SELECTED RESPONDENT AND, IF POSSIBLE, TELEPHONE NUMBER ON FRONT PAGE. ATTEMPT INTERVIEW OR RECORD APPOINTMENT TIME ON FRONT PAGE**

**IF PARENTAL PERMISSION OBTAINED PUT THE NAME OF THE ADULT WHO GAVE PARENTAL PERMISSION IN BRACKETS AFTER THE RESPONDENT'S NAME.**

**C7 FINAL OUTCOME CODES**

(Circle relevant codes and check that D1-D10 on page 5 completed)

**ADDRESS INELIGIBLE**

- 3. No non-white adult at address
- 7. Other (PLEASE DESCRIBE)

**NO CONTACT**

- 12. No contact made with responsible adult at address/in household after 5+ calls
- 13. Respondent selected but no direct contact with respondent (or parents) after 5+ calls

**REFUSAL (SEE ALSO C9)**

- 18. Office refusal (by phone or letter)
- 19. Contact made at address/in household but information about dwellings or occupants refused
- 20. Personal refusal by selected respondent
- 21. Proxy refusal (on behalf of selected person including parental refusal)

**OTHER UNSUCCESSFUL**

- 24. Broken appointment, no recontact
- 25. Ill/incapacitated at home during survey period
- 26. Away/ in hospital during survey period
- 27. Inadequate English
- 28. Other reason (PLEASE DESCRIBE)

**INTERVIEW OBTAINED**

- 23. Full interview
- 24. Partial interview

	First issue	For Re-Issues ONLY		
		1st	2nd	3rd
3. No non-white adult at address	22	22	22	22
7. Other (PLEASE DESCRIBE)	7	7	7	7
<hr/>				
12. No contact made with responsible adult at address/in household after 5+ calls	8	8	8	8
13. Respondent selected but no direct contact with respondent (or parents) after 5+ calls	9	9	9	9
<hr/>				
18. Office refusal (by phone or letter)	10	10	10	10
19. Contact made at address/in household but information about dwellings or occupants refused	11	11	11	11
20. Personal refusal by selected respondent	12	12	12	12
21. Proxy refusal (on behalf of selected person including parental refusal)	13	13	13	13
<hr/>				
24. Broken appointment, no recontact	14	14	14	14
25. Ill/incapacitated at home during survey period	15	15	15	15
26. Away/ in hospital during survey period	16	16	16	16
27. Inadequate English	17	17	17	17
28. Other reason (PLEASE DESCRIBE)	18	18	18	18
<hr/>				
23. Full interview	19	19	19	19
24. Partial interview	20	20	20	20

**C9 IF 'REFUSAL' CODE REASON FOR REFUSAL**

- Office refusal 0
- Doesn't believe in surveys/ anti-surveys 1
- Concerns about confidentiality/ privacy 2
- Suspicion/fear of strangers coming into house 3
- Dislike/lack of interest in subject of survey 4
- Can't be bothered 5
- Genuinely too busy 6
- Temporarily too busy 7
- Personal problems 8
- About to go away 9
- Other (PLEASE DESCRIBE) 10

No of victim forms

Electronic report sent

Please record any other details of non-contact, refusals or other unsuccessful outcomes on the back page of the ACS. This will help with re issues.

**ALL RESIDENTIAL ADDRESSES (CONTACTS AND NON-CONTACTS INCLUDING VACANTS). DO NOT COMPLETE FOR NOT TRACEABLE, NOT BUILT, DERELICT, BUSINESS OR INSTITUTIONAL)**

D1. Which of the following are visible at the sampled address?

PLEASE CIRCLE ALL CODES THAT APPLY

- Burglar alarm 1
- Security gate over front door 2
- Bars/grills on **any** windows 3
- Other security device(s) 4
- Estate/block security lodge/guards 5
- Entryphone 6
- None of these 7

INTERVIEWER ASSESSMENTS:

D2. In the **immediate area**, how common is litter or rubbish lying around?

- Very common 1
- Fairly common 2
- Not very common 3
- Not at all common 4

D3. How common is vandalism, graffiti or deliberate damage to property?

- Very common 1
- Fairly common 2
- Not very common 3
- Not at all common 4

D4. How common are homes in poor condition/run down?

- Very common 1
- Fairly common 2
- Not very common 3
- Not at all common 4

D5. SAMPLED DWELLING IS:

- Whole house - detached 1
  - semi-detached 2
  - mid-terrace 3
  - end-terrace 4
  - Maisonette 5
  - Flat - purpose-built 6
  - Flat - converted 7
  - Rooms, bedsitter 8
  - Caravan/mobile home 9
  - Unable to code 10
- } GO TO D8
- } GO TO D6
- } GO TO D8

D6. IF FLAT ETC (5-8 AT D5) ANSWER D6-D7 OTHERS GO TO D8

CODE TYPE OF FLAT, ETC:

- Self-contained 1
- Not self-contained 2
- Unable to code 3

D7. BUILDING HAS:

- Common entrance: lockable 1
- Common entrance: not lockable 2
- No common entrance 3

**ALL**

D8. Is the sampled house/flat in good or poor physical condition?

- Very good 1
- Fairly good 2
- Neither good nor bad 3
- Fairly bad 4
- Very bad 5
- Unable to code 6

D9. Is the sampled house/flat in a better or worse condition than the others in this area?

- Better 1
- Worse 2
- About the same 3
- Unable to code 4

D10. Is the dwelling in a Neighbourhood Watch area?

- Yes 1
- No 2
- Unable to code 3

Electronic questionnaire sent



## Notes Page

For any unproductive interviews, please give us as much information as you can about the reason no interview was obtained. This information will help if the address is re-issued. For example:

- If refusal, or other unsuccessful please give full explanation for outcome
- Best time to call to get someone in
- Any other reasons why you haven't got an interview yet
- If the address was difficult to find, any helpful directions
- Information on respondent e.g. disabilities, whether work shifts

---

### RE-ISSUE INFORMATION

<b>RE-ISSUE 1</b>	<table border="1" style="width: 100%; border-collapse: collapse;"> <tr> <td style="width: 50%; text-align: center;"><b>Name of interviewer</b></td> <td style="width: 50%; text-align: center;"><b>Interviewer No.</b></td> </tr> <tr> <td style="height: 30px;"></td> <td style="height: 30px;"></td> </tr> </table>	<b>Name of interviewer</b>	<b>Interviewer No.</b>			<b>Total no. calls</b> <table border="1" style="width: 100%; border-collapse: collapse;"> <tr> <td style="width: 50%; height: 20px;"></td> <td style="width: 50%; height: 20px;"></td> </tr> </table>			<b>Date of final visit</b> <table border="1" style="width: 100%; border-collapse: collapse;"> <tr> <td style="width: 25%; height: 20px;"></td> <td style="width: 25%; height: 20px;"></td> <td style="width: 25%; height: 20px;"></td> <td style="width: 25%; height: 20px;"></td> </tr> <tr> <td style="text-align: center;"><small>Day</small></td> <td style="text-align: center;"><small>Day</small></td> <td style="text-align: center;"><small>Mth</small></td> <td style="text-align: center;"><small>Mth</small></td> </tr> <tr> <td colspan="2" style="text-align: center;"><small>(01 - 31)</small></td> <td colspan="2" style="text-align: center;"><small>(01 - 12)</small></td> </tr> </table>					<small>Day</small>	<small>Day</small>	<small>Mth</small>	<small>Mth</small>	<small>(01 - 31)</small>		<small>(01 - 12)</small>	
<b>Name of interviewer</b>	<b>Interviewer No.</b>																				
<small>Day</small>	<small>Day</small>	<small>Mth</small>	<small>Mth</small>																		
<small>(01 - 31)</small>		<small>(01 - 12)</small>																			
<b>RE-ISSUE 2</b>	<table border="1" style="width: 100%; border-collapse: collapse;"> <tr> <td style="width: 50%; text-align: center;"><b>Name of interviewer</b></td> <td style="width: 50%; text-align: center;"><b>Interviewer No.</b></td> </tr> <tr> <td style="height: 30px;"></td> <td style="height: 30px;"></td> </tr> </table>	<b>Name of interviewer</b>	<b>Interviewer No.</b>			<b>Total no. calls</b> <table border="1" style="width: 100%; border-collapse: collapse;"> <tr> <td style="width: 50%; height: 20px;"></td> <td style="width: 50%; height: 20px;"></td> </tr> </table>			<b>Date of final visit</b> <table border="1" style="width: 100%; border-collapse: collapse;"> <tr> <td style="width: 25%; height: 20px;"></td> <td style="width: 25%; height: 20px;"></td> <td style="width: 25%; height: 20px;"></td> <td style="width: 25%; height: 20px;"></td> </tr> <tr> <td style="text-align: center;"><small>Day</small></td> <td style="text-align: center;"><small>Day</small></td> <td style="text-align: center;"><small>Mth</small></td> <td style="text-align: center;"><small>Mth</small></td> </tr> <tr> <td colspan="2" style="text-align: center;"><small>(01 - 31)</small></td> <td colspan="2" style="text-align: center;"><small>(01 - 12)</small></td> </tr> </table>					<small>Day</small>	<small>Day</small>	<small>Mth</small>	<small>Mth</small>	<small>(01 - 31)</small>		<small>(01 - 12)</small>	
<b>Name of interviewer</b>	<b>Interviewer No.</b>																				
<small>Day</small>	<small>Day</small>	<small>Mth</small>	<small>Mth</small>																		
<small>(01 - 31)</small>		<small>(01 - 12)</small>																			
<b>RE-ISSUE 3</b>	<table border="1" style="width: 100%; border-collapse: collapse;"> <tr> <td style="width: 50%; text-align: center;"><b>Name of interviewer</b></td> <td style="width: 50%; text-align: center;"><b>Interviewer No.</b></td> </tr> <tr> <td style="height: 30px;"></td> <td style="height: 30px;"></td> </tr> </table>	<b>Name of interviewer</b>	<b>Interviewer No.</b>			<b>Total no. calls</b> <table border="1" style="width: 100%; border-collapse: collapse;"> <tr> <td style="width: 50%; height: 20px;"></td> <td style="width: 50%; height: 20px;"></td> </tr> </table>			<b>Date of final visit</b> <table border="1" style="width: 100%; border-collapse: collapse;"> <tr> <td style="width: 25%; height: 20px;"></td> <td style="width: 25%; height: 20px;"></td> <td style="width: 25%; height: 20px;"></td> <td style="width: 25%; height: 20px;"></td> </tr> <tr> <td style="text-align: center;"><small>Day</small></td> <td style="text-align: center;"><small>Day</small></td> <td style="text-align: center;"><small>Mth</small></td> <td style="text-align: center;"><small>Mth</small></td> </tr> <tr> <td colspan="2" style="text-align: center;"><small>(01 - 31)</small></td> <td colspan="2" style="text-align: center;"><small>(01 - 12)</small></td> </tr> </table>					<small>Day</small>	<small>Day</small>	<small>Mth</small>	<small>Mth</small>	<small>(01 - 31)</small>		<small>(01 - 12)</small>	
<b>Name of interviewer</b>	<b>Interviewer No.</b>																				
<small>Day</small>	<small>Day</small>	<small>Mth</small>	<small>Mth</small>																		
<small>(01 - 31)</small>		<small>(01 - 12)</small>																			

**2001 BRITISH CRIME SURVEY  
ADDRESS CONTACT SHEET (ACS)**

**JN 1154-810  
BC1OCT**

ADDRESS DETAILS

**Youth Boost - 16-24 year olds**

(For office use only)

Final Outcome 0 1 2 3

**Selection Box**

2	3	4	5	6	7	8	9	10	11	12	NO OF DUS/ PEOPLE  SELECT

**Selected Respondent  
Name**

**Telephone No.**

**Area Code**

**Serial Number**

**CHECK DIGIT**

**Screen Number**

9

**Interviewer Code**

**Interviewer Name**

**Supervisor**

**Date accompanied**

NOTE THAT SCREEN NUMBER IS 9 FOR SHORT YOUTH BOOST INTERVIEW

NOTE: IF YOU ARE DOING A REISSUE ASSIGNMENT RECORD YOUR DETAILS ON THE BACK PAGE OF THE ACS

**CALLS RECORD (note all contacts and attempts to contact 16-24 year old in person or by 'phone even if no reply)**

CALL NO.	DAY	DATE	TIME	R E S U L T
1	Day	Date:	Time:	
2	Day	Date:	Time:	
3	Day	Date:	Time:	
4	Day	Date:	Time:	
5	Day	Date:	Time:	
6	Day	Date:	Time:	
7	Day	Date:	Time:	
8	Day	Date:	Time:	
9	Day	Date:	Time:	
10	Day	Date:	Time:	
11	Day	Date:	Time:	
12	Day	Date:	Time:	

Total no. calls [ ][ ] Date of final visit [ ][ ] [ ][ ]

Day Day Mth Mth  
(01 - 31) (01 - 12)

**Y1. HOW MANY PEOPLE AGED 16-24 LIVE IN THIS HOUSEHOLD?**

WRITE IN: e.g.: 2 = 

0	2
---	---

--	--

AND CODE: NO. OF PERSONS 16-24

1 only    B    GO TO Y3a  
 -----  
 2 or more    C    GO TO Y2

**Y2. ASK FOR FIRST NAME OR INITIAL OF EACH PERSON AGED 16-24. LIST IN ALPHABETICAL ORDER IN GRID BELOW.**

FIRST NAME OR INITIAL	PERSON NUMBER	FIRST NAME OR INITIAL	PERSON NUMBER
	01		07
	02		08
	03		09
	04		10
	05		11
	06		12

**LOOK AT SELECTION BOX ON FRONT PAGE TO SELECT PERSON FOR INTERVIEW**

- "No. of DUs/people" row - Find number corresponding to total number of 16-24 year olds
- "SELECT" row - number beneath total number of persons is SELECTED PERSON.
- RING ON GRID ABOVE.

ENTER "PERSON NUMBER" OF SELECTED 16-24 YEAR OLD: 

--	--

**Y3a.** Is selected person aged 16 or 17 AND living with parents? (circle code) Yes 1    GO TO Y3b  
No 2    GO TO Y4

**Y3b.** If yes, has parental permission been obtained to speak to selected person and letter from Home Office handed over to parent? (circle code)

Yes 1    GO TO Y4  
No - parents not contacted 2    GO TO Y5  
No - parents refused permission 3    GO TO Y5

**Y4.** ENTER NAME OF SELECTED RESPONDENT AND, IF POSSIBLE, TELEPHONE NUMBER ON FRONT PAGE. IF YOU GOT PARENTAL PERMISSION, ALSO INCLUDE PARENT'S NAME. ATTEMPT INTERVIEW OR RECORD APPOINTMENT TIME ON FRONT PAGE.

**REMEMBER - BOOST INTERVIEWS WITH 16-24 YEAR OLDS: USE THE SCREENER NUMBER 9**

**Y5 CODE OUTCOME OF ATTEMPT TO INTERVIEW SELECTED  
16-24 YEAR OLD**

**FINAL OUTCOME CODES**

(Circle relevant code)

**NO CONTACT**

9. Respondent selected but **no direct contact** with selected person (or parents) after 5+ calls

**REFUSAL (SEE ALSO Y6)**

22. **Office refusal** (by phone or letter)

12. **Personal refusal** by selected person

13. **Proxy refusal** (on behalf of selected person including parental refusal)

**OTHER UNSUCCESSFUL**

29. **Broken appointment**, no recontact

30. **Ill/incapacitated** at home during survey period

31. **Away/ in hospital** during survey period

32. **Inadequate English**

33. **Other reason (PLEASE DESCRIBE)**

**INTERVIEW OBTAINED**

25. **Full interview**

26. **Partial interview**

	First issue	For Re-Issues ONLY		
		1st	2nd	3rd
9. Respondent selected but <b>no direct contact</b> with selected person (or parents) after 5+ calls	9	9	9	9
22. <b>Office refusal</b> (by phone or letter)	10	10	10	10
12. <b>Personal refusal</b> by selected person	12	12	12	12
13. <b>Proxy refusal</b> (on behalf of selected person including parental refusal)	13	13	13	13
29. <b>Broken appointment</b> , no recontact	14	14	14	14
30. <b>Ill/incapacitated</b> at home during survey period	15	15	15	15
31. <b>Away/ in hospital</b> during survey period	16	16	16	16
32. <b>Inadequate English</b>	17	17	17	17
33. <b>Other reason (PLEASE DESCRIBE)</b>	18	18	18	18
25. <b>Full interview</b>	19	19	19	19
26. <b>Partial interview</b>	20	20	20	20

Remember for a Youth Boost Interview a full interview (code 19) must include the self completion.

**Y6 IF 'REFUSAL' CODE REASON FOR REFUSAL**

Office refusal	0
Doesn't believe in surveys/ anti-surveys	1
Concerns about confidentiality/ privacy	2
Dislike/lack of interest in subject of survey	4
Can't be bothered	5
Genuinely too busy	6
Temporarily too busy	7
Personal problems	8
About to go away	9
Other (PLEASE DESCRIBE)	10

**Please record any other details of non-contact, refusals or other unsuccessful outcomes on the back page of the ACS. This will help with re issues.**

No of victim forms

Electronic report sent

## Notes Page

For any unproductive interviews, please give us as much information as you can about the reason no interview was obtained. This information will help if the address is re-issued. For example:

- If refusal, or other unsuccessful please give full explanation for outcome
- Best time to call to get someone in
- Any other reasons why you haven't got an interview yet
- If the address was difficult to find, any helpful directions
- Information on respondent e.g. disabilities, whether work shifts

---

### RE-ISSUE INFORMATION

	Name of interviewer	Interviewer No.	Total no. calls	Date of final visit														
RE-ISSUE 1			<table border="1" style="width: 100%; border-collapse: collapse;"> <tr> <td style="width: 50%; height: 20px;"></td> <td style="width: 50%; height: 20px;"></td> </tr> </table>			<table border="1" style="width: 100%; border-collapse: collapse;"> <tr> <td style="width: 25%; height: 20px;"></td> <td style="width: 25%; height: 20px;"></td> <td style="width: 25%; height: 20px;"></td> <td style="width: 25%; height: 20px;"></td> </tr> <tr> <td style="font-size: small;">Day</td> <td style="font-size: small;">Day</td> <td style="font-size: small;">Mth</td> <td style="font-size: small;">Mth</td> </tr> <tr> <td colspan="2" style="font-size: x-small;">(01 - 31)</td> <td colspan="2" style="font-size: x-small;">(01 - 12)</td> </tr> </table>					Day	Day	Mth	Mth	(01 - 31)		(01 - 12)	
Day	Day	Mth	Mth															
(01 - 31)		(01 - 12)																

	Name of interviewer	Interviewer No.	Total no. calls	Date of final visit														
RE-ISSUE 2			<table border="1" style="width: 100%; border-collapse: collapse;"> <tr> <td style="width: 50%; height: 20px;"></td> <td style="width: 50%; height: 20px;"></td> </tr> </table>			<table border="1" style="width: 100%; border-collapse: collapse;"> <tr> <td style="width: 25%; height: 20px;"></td> <td style="width: 25%; height: 20px;"></td> <td style="width: 25%; height: 20px;"></td> <td style="width: 25%; height: 20px;"></td> </tr> <tr> <td style="font-size: small;">Day</td> <td style="font-size: small;">Day</td> <td style="font-size: small;">Mth</td> <td style="font-size: small;">Mth</td> </tr> <tr> <td colspan="2" style="font-size: x-small;">(01 - 31)</td> <td colspan="2" style="font-size: x-small;">(01 - 12)</td> </tr> </table>					Day	Day	Mth	Mth	(01 - 31)		(01 - 12)	
Day	Day	Mth	Mth															
(01 - 31)		(01 - 12)																

	Name of interviewer	Interviewer No.	Total no. calls	Date of final visit														
RE-ISSUE 3			<table border="1" style="width: 100%; border-collapse: collapse;"> <tr> <td style="width: 50%; height: 20px;"></td> <td style="width: 50%; height: 20px;"></td> </tr> </table>			<table border="1" style="width: 100%; border-collapse: collapse;"> <tr> <td style="width: 25%; height: 20px;"></td> <td style="width: 25%; height: 20px;"></td> <td style="width: 25%; height: 20px;"></td> <td style="width: 25%; height: 20px;"></td> </tr> <tr> <td style="font-size: small;">Day</td> <td style="font-size: small;">Day</td> <td style="font-size: small;">Mth</td> <td style="font-size: small;">Mth</td> </tr> <tr> <td colspan="2" style="font-size: x-small;">(01 - 31)</td> <td colspan="2" style="font-size: x-small;">(01 - 12)</td> </tr> </table>					Day	Day	Mth	Mth	(01 - 31)		(01 - 12)	
Day	Day	Mth	Mth															
(01 - 31)		(01 - 12)																

## Questionnaire changes from July 2001.

This appendix shows the questionnaire that was effective from 1 July 2001. This questionnaire differed from the one used for January to June in that some new questions were introduced. These changes are summarised below.

1) Additional interviews were sought with respondents aged 16-24, who were boosted via the “Youth Boost”. Discussion of the Youth boost sample can be found in section 2.9 of the main report.

Youth boost interviews were a shortened version of the main British Crime Survey questionnaire. The interview covered:

- Some of the introductory questions (causes of crime, worries about crime, etc)
- The screener questions relating to **personal** crimes only (since household and vehicle crimes would have been covered in the main interview)
- Any Victim Forms relating to any personal crime mentioned in the screener.
- A shortened demographic section
- The drugs self-completion module

The interview did not include any Follow Up Module or the Self-Completion module on interpersonal violence.

2) The July questionnaire included a new module on mobile phone theft. (see section 3.1.4 of the main report and the questions listed in this appendix (Section D1)

3) A new question in the Victim Form asking respondents whether the incident happened in a place that members of the public have general access to or not.

4) Two questions in the Victim Form; WhyHapp (“Can you tell me why you think this incident happened?”) and WhyBet (“What additional information did you want to know from the police?”) became pre-coded questions from July 2001. Between January and June 2001 these were open-ended questions.

The version of the questionnaire shown in this appendix also only shows question wording that relates to Type B interviews. Section O of this appendix shows the screener and victim form sections of the questionnaire used from January to June showing how these sections differed for Type A interviews.

A full version of the questionnaire used from January to June and a full version of the questionnaire used for the ‘Youth boost’ interviews can be found in the electronic version of this report.

## HOUSEHOLD BOX

### A1 ADULT CHARACTERISTICS

#### +ChkDate [ASK ALL]

INTERVIEWER: TODAY'S DATE ACCORDING TO THE LAPTOP IS [DAY/MONTH/YEAR]. IS THIS CORRECT? It should be in dd/mm/yy format. So today's date is day [dd], month [mm], Year [yy]. Is this correct?  
It is vital today's date is entered correctly and in correct (dd/mm/yy) format as questions in the script depend upon this.

1. Yes
2. No

#### +ChkDte2 [IF ChkDte = No]

INTERVIEWER: RECORD DATE OF INTERVIEW IN THE FORMAT dd/mm/yy.  
SEPARATE THE DAY, MONTH AND YEAR WITH SLASHES AND A LEADING ZERO FOR NUMBERS LESS THAN 10.

#### Serial [ASK ALL]

ENTER THE SERIAL NUMBER FROM THE FRONT PAGE OF THE ADDRESS CONTACT SHEET.

100000...999999

#### Screen [ASK ALL]

ENTER THE SCREEN NUMBER FROM THE FRONT PAGE OF THE ADDRESS CONTACT SHEET. ALL ORIGINAL SAMPLE HAS A SCREEN NUMBER OF 0, WHILE ALL GENERATED ETHNIC SAMPLE HAS A SCREEN NUMBER OF 1, 2, 3 OR 4

0..4

#### +QCheck [ASK ALL]

NOW ENTER THE CHECK DIGIT RELATING TO THE SERIAL NUMBER FROM THE ADDRESS CONTACT SHEET.  
INTERVIEWER: DO NOT PRESS THE SPACE BAR AT THE END OF THE NUMBER

0..96

[ASK ALL]

This is a TYPE [A/B] interview. The reference period for most questions will be from the [first of January 2000/first of ^DATE^] to today.

The module being asked is [A (Attitudes to the Police)/B (Attitudes to the Criminal Justice System)/C (Crime Prevention)/D (Ad hoc Crime)]

**HSelec [ASK ALL]**

INTERVIEWER: DO NOT READ OUT: How many occupied dwelling units are at this address? YOU WILL HAVE RECORDED THIS AT C2 ON THE ADDRESS CONTACT SHEET

1..12

**NAdults [ASK ALL]**

Could you tell me how many adults live in this household - I mean persons 16 or over?

1..10

**PSelec [IF NAdults>1]**

INTERVIEWER: DO NOT READ OUT Which person number did you select from the Address Contact Sheet? YOU WILL HAVE RECORDED THIS AT C5 ON THE ADDRESS CONTACT SHEET.

1..12

**+Name-  
Name10 [ASK ALL]**

Can I have your first name? ASK THIS OF THE RESPONDENT [IE. THE PERSON YOU PREVIOUSLY SELECTED/the first name of person number X]

**Sex-  
Sex10 [ASK ALL]**

Code [^NAME^s] sex

1. Male
2. Female

**Age-  
Age10 [ASK ALL]**

What was [your/^NAME^s] age last birthday?

16..99

**Marst-  
Marst10 [ASK ALL]**

ASK OR RECORD  
Are you/is [^NAME^]...

1. ...single, that is, never married
2. ...married and living with [husband/wife]
3. ...married and separated from [husband/wife]
4. ...divorced
5. ...or widowed?



**Cohab1-  
Cohab10**

**[ASK IF AGE>=16 AND MORE THAN ONE ADULT IN HOUSEHOLD AND  
PERSON UNDER CONSIDERATION NOT MARRIED]**

ASK OR RECORD

May I just check, [Are you/Is [^NAME^]] living with someone in this household as a couple?

1. Yes
2. No
3. SPONTANEOUS ONLY - Same sex couple

**Reltores-  
Reltore10**

**[ASK IF Person > 1 ]**

INTERVIEWER: CODE [^NAME^]'S RELATIONSHIP TO [^RESPONDENT'S NAME^]

1. [Husband/Wife]
2. Cohabitee
3. [Son/Daughter] (including adopted/step/foster)
4. [Son/Daughter]-in-law
5. Parent/guardian (including adoptive/step/foster)
6. Parent-in-law
7. [Brother/Sister] (including adopted/step/foster)
8. [Brother/Sister]-in-law
9. Other relative
10. Non-relative

**WhoHRP-  
WhoHRP10**

**[ASK IF THERE IS MORE THAN ONE ADULT (16+) LIVING AT  
ADDRESS – ASK ON EACH ITERATION UNTIL IDENTIFIED]**

INTERVIEWER DO NOT READ OUT: YOU WILL NEED TO CODE THE HOUSEHOLD REFERENCE PERSON. THIS IS THE PERSON IN WHOSE NAME THE ACCOMMODATION IS OWNED OR RENTED. ASK:

Can I just check, in whose name is this property owned or rented?

IF THERE ARE JOINT OWNERS/TENANTS THE HRP IS THE PERSON WITH THE HIGHEST INCOME. IF NECESSARY ASK:

And which of these people has the highest income?

IF HOUSEHOLDERS HAVE EXACTLY THE SAME INCOME, YOU SHOULD CODE THE OLDER PERSON AS THE HRP.

DO NOT READ OUT: IS [^NAME^] THE HOUSEHOLD REFERENCE PERSON?

1. Yes
2. No

**Inform-  
Inform10** [ASK IF Person = 1 AND NAdults > 1]

INTERVIEWER: IS [^NAME^] THE RESPONDENT?

1. Yes
2. No

**Ethn-  
Ethn10** [ASK OF RESPONDENT ONLY ON ETHNIC BOOST SAMPLE]

Is [^NAME^] black, Asian, Chinese or from another non-white group?

1. Yes
2. No

**Youth-  
Youth10** [ASK OF RESPONDENT ONLY ON YOUTH BOOST SAMPLE]

Is [^NAME^] aged between 16 and 24?

1. Yes
2. No

\* The respondent's details are recorded on the first iteration of each question (sex, marst, etc). Details of other members of the household (where present) are given in the series sex2-sex10 and so on.

## **A2 CHILDREN IN THE HOUSEHOLD**

**NChil** [ASK ALL]

How many children under 16 live in this household?

0..10

**ChName** [ASK IF THERE ARE CHILDREN UNDER 16 IN THE HOUSEHOLD]

Can I have [the child's name/ the name of child number [n] ]?

**CSex01-**

**CSex10** [ASK IF THERE ARE CHILDREN UNDER 16 IN THE HOUSEHOLD]

CODE SEX OF [^CHNAME^]

1. Male
2. Female

**CAge01-**

**CAge10 [ASK IF THERE ARE CHILDREN UNDER 16 IN THE HOUSEHOLD]**

What was [his/her] age last birthday?

0..15

**CReI01-**

**CReI10 [ASK IF THERE ARE CHILDREN UNDER 16 IN THE HOUSEHOLD]**

INTERVIEWER: Code [his/her] relationship to [^RESPONDENT'S NAME^]

1. [Brother/sister] in law
2. [Son/Daughter] (including adopted/step/foster)
3. [Son/Daughter] in law
4. Other relative
5. Non-relative

A	
Age (Age-Age10).....	3
C	
CAge01 (CAge01-CAge10) .....	6
ChkDate .....	2
ChkDte2 .....	2
ChName.....	6
CRel01 (CRel01-CRel10) .....	6
CSex01 (CSex01-CSex10) .....	6
E	
Ethn (Ethn-Ethn10).....	5
H	
HSelec .....	3
I	
Inform (Inform-Inform10).....	5
M	
Marst (Marst-Marst10) .....	3
N	
NAdults .....	3
Name (Name-Name10) .....	3
NChil .....	6
P	
PSelec.....	3
Q	
QCheck .....	2
R	
Reltores (Reltores-Reltores10) .....	4
S	
Screen.....	2
Serial.....	2
Sex (Sex-Sex10) .....	3
W	
WhoHRP (WhoHRP-WhoHRP10) ...	4

## Questionnaire changes from July 2001.

This appendix shows the questionnaire that was effective from 1 July 2001. This questionnaire differed from the one used for January to June in that some new questions were introduced. These changes are summarised below.

1) Additional interviews were sought with respondents aged 16-24, who were boosted via the “Youth Boost”. Discussion of the Youth boost sample can be found in section 2.9 of the main report.

Youth boost interviews were a shortened version of the main British Crime Survey questionnaire. The interview covered:

- Some of the introductory questions (causes of crime, worries about crime, etc)
- The screener questions relating to **personal** crimes only (since household and vehicle crimes would have been covered in the main interview)
- Any Victim Forms relating to any personal crime mentioned in the screener.
- A shortened demographic section
- The drugs self-completion module

The interview did not include any Follow Up Module or the Self-Completion module on interpersonal violence.

2) The July questionnaire included a new module on mobile phone theft. (see section 3.1.4 of the main report and the questions listed in this appendix (Section D1)

3) A new question in the Victim Form asking respondents whether the incident happened in a place that members of the public have general access to or not.

4) Two questions in the Victim Form; WhyHapp (“Can you tell me why you think this incident happened?”) and WhyBet (“What additional information did you want to know from the police?”) became pre-coded questions from July 2001. Between January and June 2001 these were open-ended questions.

The version of the questionnaire shown in this appendix also only shows question wording that relates to Type B interviews. Section O of this appendix shows the screener and victim form sections of the questionnaire used from January to June showing how these sections differed for Type A interviews.

A full version of the questionnaire used from January to June and a full version of the questionnaire used for the ‘Youth boost’ interviews can be found in the electronic version of this report.

## HOUSEHOLD BOX

### A1 ADULT CHARACTERISTICS

#### +ChkDate [ASK ALL]

INTERVIEWER: TODAY'S DATE ACCORDING TO THE LAPTOP IS [DAY/MONTH/YEAR]. IS THIS CORRECT? It should be in dd/mm/yy format. So today's date is day [dd], month [mm], Year [yy]. Is this correct?

It is vital today's date is entered correctly and in correct (dd/mm/yy) format as questions in the script depend upon this.

1. Yes
2. No

#### +ChkDte2 [IF ChkDte = No]

INTERVIEWER: RECORD DATE OF INTERVIEW IN THE FORMAT dd/mm/yy. SEPARATE THE DAY, MONTH AND YEAR WITH SLASHES AND A LEADING ZERO FOR NUMBERS LESS THAN 10.

#### Serial [ASK ALL]

ENTER THE SERIAL NUMBER FROM THE FRONT PAGE OF THE ADDRESS CONTACT SHEET.

100000...999999

#### Screen [ASK ALL]

ENTER THE SCREEN NUMBER FROM THE FRONT PAGE OF THE ADDRESS CONTACT SHEET. ALL ORIGINAL SAMPLE HAS A SCREEN NUMBER OF 0, WHILE ALL GENERATED ETHNIC SAMPLE HAS A SCREEN NUMBER OF 1, 2, 3 OR 4

0..4

#### +QCheck [ASK ALL]

NOW ENTER THE CHECK DIGIT RELATING TO THE SERIAL NUMBER FROM THE ADDRESS CONTACT SHEET.

INTERVIEWER: DO NOT PRESS THE SPACE BAR AT THE END OF THE NUMBER

0..96

[ASK ALL]

This is a TYPE [A/B] interview. The reference period for most questions will be from the [first of January 2000/first of ^DATE^] to today.

The module being asked is [A (Attitudes to the Police)/B (Attitudes to the Criminal Justice System/C (Crime Prevention/D (Ad hoc Crime)]

**HSelec [ASK ALL]**

INTERVIEWER: DO NOT READ OUT: How many occupied dwelling units are at this address? YOU WILL HAVE RECORDED THIS AT C2 ON THE ADDRESS CONTACT SHEET

1..12

**NAdults [ASK ALL]**

Could you tell me how many adults live in this household - I mean persons 16 or over?

1..10

**PSelec [IF NAdults>1]**

INTERVIEWER: DO NOT READ OUT Which person number did you select from the Address Contact Sheet? YOU WILL HAVE RECORDED THIS AT C5 ON THE ADDRESS CONTACT SHEET.

1..12

**+Name-  
Name10 [ASK ALL]**

Can I have your first name? ASK THIS OF THE RESPONDENT [IE. THE PERSON YOU PREVIOUSLY SELECTED/the first name of person number X]

**Sex-  
Sex10 [ASK ALL]**

Code [^NAME^s] sex

1. Male
2. Female

**Age-  
Age10 [ASK ALL]**

What was [your/^NAME^s] age last birthday?

16..99

**Marst-  
Marst10 [ASK ALL]**

ASK OR RECORD  
Are you/is [^NAME^]...

1. ...single, that is, never married
2. ...married and living with [husband/wife]
3. ...married and separated from [husband/wife]
4. ...divorced
5. ...or widowed?

**Cohab1-  
Cohab10**

**[ASK IF AGE >= 16 AND MORE THAN ONE ADULT IN HOUSEHOLD AND  
PERSON UNDER CONSIDERATION NOT MARRIED]**

ASK OR RECORD

May I just check, [Are you/Is [^NAME^]] living with someone in this household as a couple?

1. Yes
2. No
3. SPONTANEOUS ONLY - Same sex couple

**Reltores-  
Reltore10**

**[ASK IF Person > 1 ]**

INTERVIEWER: CODE [^NAME^]'S RELATIONSHIP TO [^RESPONDENT'S NAME^]

1. [Husband/Wife]
2. Cohabitee
3. [Son/Daughter] (including adopted/step/foster)
4. [Son/Daughter]-in-law
5. Parent/guardian (including adoptive/step/foster)
6. Parent-in-law
7. [Brother/Sister] (including adopted/step/foster)
8. [Brother/Sister]-in-law
9. Other relative
10. Non-relative

**WhoHRP-  
WhoHRP10**

**[ASK IF THERE IS MORE THAN ONE ADULT (16+) LIVING AT  
ADDRESS – ASK ON EACH ITERATION UNTIL IDENTIFIED]**

INTERVIEWER DO NOT READ OUT: YOU WILL NEED TO CODE THE HOUSEHOLD REFERENCE PERSON. THIS IS THE PERSON IN WHOSE NAME THE ACCOMMODATION IS OWNED OR RENTED. ASK:

Can I just check, in whose name is this property owned or rented?

IF THERE ARE JOINT OWNERS/TENANTS THE HRP IS THE PERSON WITH THE HIGHEST INCOME. IF NECESSARY ASK:

And which of these people has the highest income?

IF HOUSEHOLDERS HAVE EXACTLY THE SAME INCOME, YOU SHOULD CODE THE OLDER PERSON AS THE HRP.

DO NOT READ OUT: IS [^NAME^] THE HOUSEHOLD REFERENCE PERSON?

1. Yes
2. No



**Inform-  
Inform10** [ASK IF Person = 1 AND NAdults > 1]

INTERVIEWER: IS [^NAME^] THE RESPONDENT?

1. Yes
2. No

**Ethn-  
Ethn10** [ASK OF RESPONDENT ONLY ON ETHNIC BOOST SAMPLE]

Is [^NAME^] black, Asian, Chinese or from another non-white group?

1. Yes
2. No

**Youth-  
Youth10** [ASK OF RESPONDENT ONLY ON YOUTH BOOST SAMPLE]

Is [^NAME^] aged between 16 and 24?

1. Yes
2. No

\* The respondent's details are recorded on the first iteration of each question (sex, marst, etc). Details of other members of the household (where present) are given in the series sex2-sex10 and so on.

## **A2 CHILDREN IN THE HOUSEHOLD**

**NChil** [ASK ALL]

How many children under 16 live in this household?

0..10

**ChName** [ASK IF THERE ARE CHILDREN UNDER 16 IN THE HOUSEHOLD]

Can I have [the child's name/ the name of child number [n] ]?

**CSex01-**

**CSex10** [ASK IF THERE ARE CHILDREN UNDER 16 IN THE HOUSEHOLD]

CODE SEX OF [^CHNAME^]

1. Male
2. Female

**CAge01-CAge10**      **[ASK IF THERE ARE CHILDREN UNDER 16 IN THE HOUSEHOLD]**

What was [his/her] age last birthday?

0..15

**CRel01-**

**CRel10 [ASK IF THERE ARE CHILDREN UNDER 16 IN THE HOUSEHOLD]**

INTERVIEWER: Code [his/her] relationship to [^RESPONDENT'S NAME^]

1.      [Brother/sister] in law
2.      [Son/Daughter] (including adopted/step/foster)
3.      [Son/Daughter] in law
4.      Other relative
5.      Non-relative

A	
Age (Age-Age10).....	3
C	
CAge01 (CAge01-CAge10) .....	6
ChkDate .....	2
ChkDte2 .....	2
ChName.....	6
CRel01 (CRel01-CRel10) .....	6
CSex01 (CSex01-CSex10) .....	6
E	
Ethn (Ethn-Ethn10).....	5
H	
HSelec .....	3
I	
Inform (Inform-Inform10).....	5
M	
Marst (Marst-Marst10) .....	3
N	
NAdults .....	3
Name (Name-Name10) .....	3
NChil .....	6
P	
PSelec.....	3
Q	
QCheck .....	2
R	
Reltores (Reltores-Reltores10) .....	4
S	
Screen.....	2
Serial.....	2
Sex (Sex-Sex10) .....	3
W	
WhoHRP (WhoHRP-WhoHRP10) ...	4

## **B MAIN QUESTIONNAIRE**

### **M1 TYPE OF AREA**

**YrsArea [ASK ALL]**

How long have you lived in this AREA?  
EXPLAIN: THIS AREA ABOUT 15 MINS WALK

1. Less than 12 months
2. 12 months but less than 2 years
3. 2 years but less than 3 years
4. 3 years but less than 5 years
5. 5 years but less than 10 years
6. 10 years but less than 20 years
7. 20 years or longer

**YrsAddr [ASK ALL]**

How long have you lived at this address?

1. Less than 12 months
2. 12 months but less than 2 years
3. 2 years but less than 3 years
4. 3 years but less than 5 years
5. 5 years but less than 10 years
6. 10 years but less than 20 years
7. 20 years or longer

**MthsAddr [ASK IF YrsAddr = 1 OR YrsAddr = 2]**

How many months have you lived here?

0..23

**ResYrAgo [ASK IF YrsAddr = 1 or 2]**

Can I just check, were you (personally) living at this address on [the first of January 2000/12 months ago, that is on the first of ^ DATE^]?

1. Yes
2. No

**MthMove [ASK IF ResYrAgo=2]**

In what month did you move to this accommodation?

1. January 2000
2. February 2000
3. March 2000
4. April 2000
5. May 2000
6. June 2000
7. July 2000
8. August 2000
9. September 2000
10. October 2000
11. November 2000
12. December 2000
13. January 2001
14. February 2001
15. March 2001
16. April 2001
17. May 2001
18. June 2001

**[TYPE B ADDRESSES HAVE THE LAST 13 CALENDAR MONTHS FROM THE DATE OF INTERVIEW]**

**CauseCA-**

**CauseCL [ASK ALL FUB]**

SHOW CARD M1

In your view, which are the major causes of crime in Britain today? You can choose from the factors on this card. CODE ALL THAT APPLY

PROBE: What others? SET [9] OF

1. A. Too lenient sentencing
2. B. Poverty
3. C. Lack of discipline from school
4. D. Lack of discipline from parents
5. E. Drugs
6. F. Alcohol
7. G. Unemployment
8. H. Breakdown of family
9. I. Too few police
10. DO NOT PROMPT : None of these

**CauseM [ASK IF MORE THAN ONE ANSWER GIVEN FOR CauseC]**

SHOW CARD M1

And which ONE of the causes you mentioned do you think is the MAIN cause of crime in Britain today? CODE ONE ONLY

1. A. Too lenient sentencing
2. B. Poverty
3. C. Lack of discipline from school
4. D. Lack of discipline from parents
5. E. Drugs
6. F. Alcohol
7. G. Unemployment
8. H. Breakdown of family
9. I. Too few police
10. SPONTANEOUS : Do not think there is one main cause

**QualLife/**

**QuaLif2 [ASK ALL FUD, SPLIT SAMPLE FUD2= 'fear of crime', FUD1= 'crime']**

How much is YOUR OWN quality of life affected by [fear of crime/crime], on a scale from 1 to 10, where 1 is no effect and 10 is a total effect on your quality of life?

Range: 1...10

**M2 FEELING SAFE**

**WalkDark [ASK ALL]**

How safe do you feel walking alone in this area after dark? Would you say you feel...READ OUT

NOTE: IF RESPONDENT NEVER GOES OUT ALONE AT NIGHT, PROBE How safe WOULD you feel?

1. Very safe
2. Fairly safe
3. A bit unsafe
4. or very unsafe?

**OutAlon2 [ASK ALL]**

Thinking about the spring and autumn periods, how often do you usually walk alone in this area after dark?

1. At least once a week
2. At least once a fortnight
3. At least once a month
4. Less often than once a month
5. Never

**NoWalkA-  
NoWalkN [ASK IF Outalon2=4 or 5]**

You mentioned that you [never walk alone in this area after dark/walk alone in this area less often than once a month after dark]. Why do you [never go out anymore/not go out more]? DO NOT PROMPT. CODE ALL THAT APPLY SET [11] OF

1. Too old
2. Too ill/sick/disabled
3. Family responsibilities eg children/sick relatives
4. Fear of being mugged or physically attacked
5. Fear of burglary/vandalism
6. Fear of the dark/night
7. Fear of going out on your own
8. Nowhere to go/nothing to do/no reason to go out
9. Busy working/content to stay in - watch TV
10. Don't want to go out
11. Other

**+(Xnowalk) [ASK IF NoWalk=Other]**

INTERVIEWER : RECORD OTHER REASONS

**HomeAlon [ASK ALL]**

How safe do you feel when you are alone in your own home at night? Would you say you feel.....READ OUT

NOTE: IF NEVER ALONE PROBE "How safe WOULD you feel?"

1. Very safe
2. Fairly safe
3. A bit unsafe
4. or very unsafe?

**M3 WORRIES ABOUT CRIME**

**[ASK ALL]**

SHOW CARD M2

Most of us WORRY at some time or other about being the victim of a crime. Using one of the phrases on this card, could you tell me how worried you are about the following.

**WBurgl [ASK ALL]**

SHOW CARD M2

How worried are you about...having your home broken into and something stolen?

1. Very worried
2. Fairly worried
3. Not very worried
4. Not at all worried
5. (Not applicable)

**WMugged [ASK ALL]**

SHOW CARD M2

(How worried are you about)...being mugged and robbed?

1. Very worried
2. Fairly worried
3. Not very worried
4. Not at all worried
5. (Not applicable)

**WCarStol [ASK ALL]**

SHOW CARD M2

(How worried are you about)...having your car stolen?

1. Very worried
2. Fairly worried
3. Not very worried
4. Not at all worried
5. (Not applicable)



**WFromCar [ASK IF WCarStol NE 5]**

SHOW CARD M2

(How worried are you about)...having things stolen from your car?

1. Very worried
2. Fairly worried
3. Not very worried
4. Not at all worried
5. (Not applicable)

**WRaped [ASK ALL]**

SHOW CARD M2

(How worried are you about)...being raped?

1. Very worried
2. Fairly worried
3. Not very worried
4. Not at all worried
5. (Not applicable)

**WAttack [ASK ALL]**

SHOW CARD M2

(How worried are you about)...being physically attacked by strangers?

1. Very worried
2. Fairly worried
3. Not very worried
4. Not at all worried
5. (Not applicable)

**WInsult [ASK ALL]**

SHOW CARD M2

(How worried are you about)...being insulted or pestered by anybody, while in the street or any other public place?

1. Very worried
2. Fairly worried
3. Not very worried
4. Not at all worried
5. (Not applicable)

**WRaceAtt**      **[ASK ALL]**

SHOW CARD M2

(How worried are you about)...being subject to a physical attack because of your skin colour, ethnic origin or religion?

1.      Very worried
2.      Fairly worried
3.      Not very worried
4.      Not at all worried
5.      (Not applicable)

**M4 CRIME RATE IN AREA**

*CrimeRat* [ASK IF YrsArea IN (4..7) AND IN FUB]

How much would you say the crime rate here has changed since two years ago? In this area, would you say there is more crime or less crime?

PROBE: Is that a lot or a little more/less?

1. A lot more crime
2. A little more crime
3. About the same
4. A little less crime
5. A lot less crime

**M5 PROBLEMS IN AREA**

[ASK ALL]

For the following things I read out, can you tell me how much of a problem they are in your area. By your area I mean within 15 minutes walk from here.

**NoisNeig** [ASK ALL]

SHOW CARD M3

How much of a problem are...noisy neighbours or loud parties?

1. Very big problem
2. Fairly big problem
3. Not a very big problem
4. Not a problem at all

**TeenHang** [ASK ALL]

SHOW CARD M3

(How much of a problem are...) teenagers hanging around on the streets?

1. Very big problem
2. Fairly big problem
3. Not a very big problem
4. Not a problem at all

**SLRough [ASK ALL]**

SHOW CARD M3

(How much of a problem are...) people sleeping rough on the streets or in other public places?

1. Very big problem
2. Fairly big problem
3. Not a very big problem
4. Not a problem at all

**Rubbish [ASK ALL]**

SHOW CARD M3

(How much of a problem is...) rubbish or litter lying around?

1. Very big problem
2. Fairly big problem
3. Not a very big problem
4. Not a problem at all

**Vandals [ASK ALL]**

SHOW CARD M3

(How much of a problem are...) vandalism, graffiti and other deliberate damage to property or vehicles?

1. Very big problem
2. Fairly big problem
3. Not a very big problem
4. Not a problem at all

**RaceHat2 [ASK ALL]**

SHOW CARD M3

(How much of a problem is it for...) people being attacked or harassed because of their skin colour, ethnic origin or religion?

1. Very big problem
2. Fairly big problem
3. Not a very big problem
4. Not a problem at all

**DrugUse [ASK ALL]**

SHOW CARD M3

(How much of a problem are...) people using or dealing drugs?

1. Very big problem
2. Fairly big problem
3. Not a very big problem
4. Not a problem at all

**Drunk [ASK ALL]**

SHOW CARD M3

(How much of a problem are...) people being drunk or rowdy in public places?

1. Very big problem
2. Fairly big problem
3. Not a very big problem
4. Not a problem at all

**DisProb [ASK ALL]**

SHOW CARD M4

Thinking about the types of problems listed on this card, overall how much of a problem do you think they are in your area? Do you think they are...READ OUT

1. A very big problem
2. A fairly big problem
3. Not a very big problem
4. or not a problem at all

**BigProb [ASK IF Disprob IN (1..3)]**

SHOW CARD M4

And looking at this card, which one of these is the BIGGEST problem in your area?

CODE ONE ONLY

1. Noisy neighbours or loud parties
2. Teenagers hanging around on the street
3. People sleeping rough on the streets or in other public places
4. Rubbish or litter lying around
5. Vandalism, graffiti and other deliberate damage to property or vehicles
6. People being attacked or harassed because of their skin colour, ethnic origin, or religion
7. People using or dealing drugs
8. People being drunk or rowdy in public places
9. DO NOT PROMPT: Can't choose one

**QualDis**                    **[ASK ALL]**

And how much is YOUR OWN quality of life affected by these sort of problems, on a scale from 1 to 10, where 1 is no effect and 10 is a total effect on your quality of life?

1...10

**M6**      **GOING OUT**

**WeekDay**            **[ASK ALL]**

Thinking about an average weekday, how many hours do you spend away from your home during the day?

1.      None
2.      Under 1
3.      1 but under 3
4.      3 but under 5
5.      5 but under 7
6.      7 or more

**UnoccW**            **[ASK IF WeekDay NE 1]**

Can I check, is your home ever left unoccupied during weekdays?  
IF NECESSARY, EXPLAIN NO-ONE AT HOME DURING DAYTIME HOURS

1.      Yes
2.      No

**Unoccl**            **[ASK IF UnoccW = Yes]**

For how long is your home left unoccupied on an average weekday?

1.      Rarely
2.      Less than 1 hour
3.      1 hour or more but less than 3
4.      3 hours or more but less than 5
5.      5 hours or more but less than 7
6.      7 hours or more

**PubEve [ASK ALL]**

SHOW CARD M5

And in the last month, how many times did you visit a pub or winebar in the evening?

1. None
2. Between 1 and 3 times (Less than once a week)
3. Between 4 and 8 times (Once to twice a week)
4. Between 9 and 12 times (About 3 times a week)
5. More than 12 times (Almost every day)

**Club [ASK ALL]**

SHOW CARD M5

Still thinking about the last month, how many times did you visit a nightclub or disco?

1. None
2. Between 1 and 3 times (Less than once a week)
3. Between 4 and 8 times (Once to twice a week)
4. Between 9 and 12 times (About 3 times a week)
5. More than 12 times (Almost every day)

**M7 SCREENER QUESTIONS HOUSEHOLD EXPERIENCE**

**M7.1 SCREENER QUESTIONS: VEHICLES AND BICYCLES**

**MotorCyc [ASK ALL]**

Can I check, has anyone in this household, owned or had the regular use of a motorcycle, scooter or moped at any time since [the first of January 2000/the first of ^DATE^]?

1. Yes
2. No

**Car [ASK ALL]**

Has anyone in this household owned or had the regular use of a car, van or other motor vehicle at any time since [the first of January 2000/the first of ^DATE^]?

1. Yes
2. No

**NumCar [ASK IF Car = Yes]**

And how many cars, vans or other motor vehicles does the household own or have regular use of now?

0..10

**CarTot [ASK IF Car = Yes]**

And for most of this period how many did the household have?

NOTE: THIS MEANS FOR THE MAJORITY OF THE YEAR

0..10

**[ASK ALL TYPE A]**

The next questions concern things that may have happened over the 13-14 months since the first of January 2000, in which you may have been the victim of a crime or offence.

I am only concerned with incidents which have happened to YOU PERSONALLY [or to people who are NOW members of your household].

I don't just want to know about serious incidents - I want to know about small things too.



**[ASK ALL TYPE B]**

**SHOW RESPONDENT LIFE EVENTS CALENDAR**

Before asking you about crimes or incidents that may have happened to you over the last 12 months I 'd like to give you a calendar. I'd like you to keep this in front of you when answering the next part of the interview.

If at any stage you are unsure about whether or not something happened in the last 12 months you may find looking at the calendar will help to prompt your memory.

**INTERVIEWER: MARK OFF THE CORRECT 12 MONTH REFERENCE PERIOD ON THE CALENDAR, THAT IS SINCE THE FIRST OF [^DATE^] UNTIL PRESENT, AND HAND TO RESPONDENT**

**[ASK ALL TYPE B]**

I'm now going to ask you about things that may have happened over the last 12 months, that is since the first of [^DATE^], in which you may have been the victim of a crime or offence. I only want to know about things that have happened in the period marked on the calendar. This doesn't mean that crimes that may have happened before this time are unimportant, but we want to build a picture of just the last 12 months so we can measure how people's experience of crime changes from one year to the next.

I am only concerned with incidents that have happened to YOU PERSONALLY [or to people who are NOW members of your household].

I don't just want to know about serious incidents – I want to know about small things too.

**MotTheft [ASK IF (MotorCyc = Yes) OR (Car = Yes)]**

**1**

[During the 13-14 months since the first of January 2000/During the last 12 months, that is since ^DATE^,] have [you/ you or anyone else now in your household] had [your/their] car, van, motorcycle or other motor vehicle stolen or driven away without permission?

1. Yes
2. No

**NMotThef [ASK IF MotTheft = Yes]**

How many times has this happened?

NOTE : 97 = 97 OR MORE/TOO MANY TO REMEMBER. USING CODE 97 CAN CAUSE PROBLEMS IN SEPARATING SINGLE AND SERIES INCIDENTS, SO PROBE FOR BEST ESTIMATES WHERE POSSIBLE

- 1..96  
97 More/too many to remember

**MotStole** [ASK IF MotorCyc = Yes OR Car = Yes]

2

And (apart from this) in the time since [the first of January 2000/the first of ^DATE^]  
have [you/you or anyone else now in your household] had anything stolen off [your/their]  
vehicle or out of it (parts of the vehicle, personal possessions or other things)?

1. Yes
2. No

**NMotStol** [ASK IF MotStole = Yes]

How many times has this happened?

NOTE : 97 = 97 OR MORE/TOO MANY TO REMEMBER. USING CODE 97 CAN CAUSE  
PROBLEMS IN SEPARATING SINGLE AND SERIES INCIDENTS, SO PROBE FOR  
BEST ESTIMATES WHERE POSSIBLE

1..96

97 More/too many to remember..97

**CarDamag** [ASK IF MotorCyc = Yes OR Car = Yes]

3

And (apart from this), in that time [have you had your/has anyone had their] vehicle tampered with or damaged by vandals or people out to steal?

1. Yes
2. No

**NCarDam** [ASK IF CarDamag = Yes]

How many times has this happened?

NOTE : 97 = 97 OR MORE/TOO MANY TO REMEMBER. USING CODE 97 CAN CAUSE PROBLEMS IN SEPARATING SINGLE AND SERIES INCIDENTS, SO PROBE FOR BEST ESTIMATES WHERE POSSIBLE

- 1..96  
97 More/too many to remember..97

**OwnBike** [ASK ALL]

Can I just check, [have you/has anyone in this household] owned a bicycle at any time since [the first of January 2000/the first of ^DATE^]?

1. Yes
2. No

**NOwnBike** [ASK IF OwnBike = Yes]

How many bicycles does the household own or have regular use of now?

0..10

**BikTheft** [ASK IF OwnBike = Yes]

4

[During the 13-14 months since the first of January 2000/During the last 12 months, that is since the first of ^DATE^], [have you/has anyone in this household] had a bicycle stolen?

NOTE: IF 2+ BICYCLES TAKEN AT ONE TIME IT COUNTS AS ONE INCIDENT

1. Yes
2. No

**NBikThef** [ASK IF BikTheft = Yes]

How many times has this happened?

NOTE : 97 = 97 OR MORE/TOO MANY TO REMEMBER. USING CODE 97 CAN CAUSE PROBLEMS IN SEPARATING SINGLE AND SERIES INCIDENTS, SO PROBE FOR BEST ESTIMATES WHERE POSSIBLE

NOTE: IF 2+ BICYCLES TAKEN AT ONE TIME IT COUNTS AS ONE INCIDENT

- 1..96  
97 More/too many to remember..97

## M7.2 SCREENER QUESTIONS: PREVIOUS RESIDENCE

**[THE NEXT SET OF QUESTIONS ONLY APPLY TO THOSE INFORMANTS WHO HAVE MOVED SINCE 1ST JANUARY 2000/IN THE LAST 12 MONTHS, IF INFORMANT NOT IN THIS CATEGORY GO TO YrHoThef]**

**PrevThef [ASK IF ResYrAgo = No]**

**5**

I would like you to think back to the place or places you were living between [the first of January 2000/the first of ^DATE^] and the time you moved here. In that time, did anyone GET INTO the place where you were living without permission and STEAL or TRY TO STEAL anything?

1. Yes
2. No

**NPrevThe [ASK IF PrevThef = Yes]**

How many times did this happen?

NOTE : 97 = 97 OR MORE/TOO MANY TO REMEMBER. USING CODE 97 CAN CAUSE PROBLEMS IN SEPARATING SINGLE AND SERIES INCIDENTS, SO PROBE FOR BEST ESTIMATES WHERE POSSIBLE

1..96

97 More/too many to remember..97

**PrevDam [ASK IF ResYrAgo = No]**

**6**

(Apart from anything you have already mentioned), in that time did anyone GET INTO your house/flat without permission and CAUSE DAMAGE?

1. Yes
2. No

**NPrevDam [ASK IF PrevDam = Yes]**

How many times did this happen?

NOTE : 97 = 97 OR MORE/TOO MANY TO REMEMBER. USING CODE 97 CAN CAUSE PROBLEMS IN SEPARATING SINGLE AND SERIES INCIDENTS, SO PROBE FOR BEST ESTIMATES WHERE POSSIBLE

1..96

97. More/too many to remember

**PrevTry [ASK IF ResYrAgo = No]**

**7**

(Apart from anything you have already mentioned), in that time have you had any evidence that someone had TRIED to get in without permission to STEAL or to CAUSE DAMAGE?

1. Yes
2. No

**NPrevTry [ASK IF PrevTry = Yes]**

How many times did this happen?

NOTE : 97 = 97 OR MORE/TOO MANY TO REMEMBER. USING CODE 97 CAN CAUSE PROBLEMS IN SEPARATING SINGLE AND SERIES INCIDENTS, SO PROBE FOR BEST ESTIMATES WHERE POSSIBLE

1..96

97 More/too many to remember

**PrevStol [ASK IF ResYrAgo = No]**

**8**

(Apart from anything you have already mentioned), in that time was anything STOLEN out of your house/flat?

1. Yes

2. No

**NPrevSto [ASK IF PrevStol = Yes]**

How many times did this happen?

NOTE : 97 = 97 OR MORE/TOO MANY TO REMEMBER. USING CODE 97 CAN CAUSE PROBLEMS IN SEPARATING SINGLE AND SERIES INCIDENTS, SO PROBE FOR BEST ESTIMATES WHERE POSSIBLE

1..96

97 More/too many to remember

**PrOSide [ASK IF ResYrAgo = No]**

**9**

And (apart from anything you have already mentioned), in that time was anything (else) that belonged to someone in your household stolen from OUTSIDE the house/flat - from the doorstep, the garden or the garage for example?

NOTE: DO NOT COUNT MILK BOTTLE THEFT

1. Yes

2. No

**NPrOSide [ASK IF PrOSide = Yes]**

How many times did this happen?

NOTE : 97 = 97 OR MORE/TOO MANY TO REMEMBER. USING CODE 97 CAN CAUSE PROBLEMS IN SEPARATING SINGLE AND SERIES INCIDENTS, SO PROBE FOR BEST ESTIMATES WHERE POSSIBLE

1..96

97 More/too many to remember

**PrDeface** [ASK IF ResYrAgo = No]  
**10**

And again, (apart from anything you have already mentioned), in that time did anyone deliberately deface or do damage to your house/flat or to anything OUTSIDE it that belonged to someone in your household?

1. Yes
2. No

**NPrDefac** [ASK IF PrDeface = Yes]

How many times did this happen?

NOTE : 97 = 97 OR MORE/TOO MANY TO REMEMBER. USING CODE 97 CAN CAUSE PROBLEMS IN SEPARATING SINGLE AND SERIES INCIDENTS, SO PROBE FOR BEST ESTIMATES WHERE POSSIBLE

- 1..96  
97 More/too many to remember

**HomeThef** [ASK IF ResYrAgo = No]  
**11**

I would now like you to think about the time since you moved here. Since you moved here, has anyone GOT INTO this house/flat without permission and STOLEN or TRIED TO STEAL anything?

1. Yes
2. No

**NHomThef** [ASK IF HomeThef = Yes]

How many times has this happened?

NOTE : 97 = 97 OR MORE/TOO MANY TO REMEMBER. USING CODE 97 CAN CAUSE PROBLEMS IN SEPARATING SINGLE AND SERIES INCIDENTS, SO PROBE FOR BEST ESTIMATES WHERE POSSIBLE

- 1..96  
97 More/too many to remember

**M7.3** **SCREENER QUESTIONS: PRESENT RESIDENCE**

[THE NEXT TWO QUESTIONS ONLY APPLY IF INFORMANT HAS NOT MOVED SINCE JANUARY 1ST 2000/IN LAST 12 MONTHS, IF INFORMANT HAS MOVED GO STRAIGHT TO YrHoDam]

**YrHoThef** [ASK IF ResYrAgo = Yes OR YrsAddr IN (3..7)]  
**12**

[During the last 13-14 months since the first January 1999/During the last 12 months, that is since the first of ^DATE^] has anyone GOT INTO this house/flat without permission and STOLEN or TRIED TO STEAL anything?

1. Yes
2. No

**NYrHThef [ASK IF YrHoThef = Yes]**

How many times has this happened?

NOTE : 97 = 97 OR MORE/TOO MANY TO REMEMBER. USING CODE 97 CAN CAUSE PROBLEMS IN SEPARATING SINGLE AND SERIES INCIDENTS, SO PROBE FOR BEST ESTIMATES WHERE POSSIBLE

1..96

97 More/too many to remember

**YrHoDam [ASK ALL]**

**13**

(Apart from anything you have already mentioned), in that time did anyone GET INTO your house/flat without permission and CAUSE DAMAGE?

1. Yes

2. No

**NYrHoDam [ASK IF YrHoDam = Yes]**

How many times has this happened?

NOTE : 97 = 97 OR MORE/TOO MANY TO REMEMBER. USING CODE 97 CAN CAUSE PROBLEMS IN SEPARATING SINGLE AND SERIES INCIDENTS, SO PROBE FOR BEST ESTIMATES WHERE POSSIBLE

1..96

97 More/too many to remember

**YrHoTry [ASK ALL]**

**14**

(Apart from anything you have already mentioned), in that time have you had any evidence that someone has TRIED to get in without permission to STEAL or to CAUSE DAMAGE?

1. Yes

2. No

**NYrHoTry [ASK IF YrHoTry = Yes]**

How many times has this happened?

NOTE : 97 = 97 OR MORE/TOO MANY TO REMEMBER. USING CODE 97 CAN CAUSE PROBLEMS IN SEPARATING SINGLE AND SERIES INCIDENTS, SO PROBE FOR BEST ESTIMATES WHERE POSSIBLE

1..96

97 More/too many to remember

**YrHoStol [ASK ALL]**

**15**

(Apart from anything you have already mentioned), in that time was anything STOLEN out of your house/flat?

1. Yes

2. No

**NYrHoSto [ASK IF YrHoStol = Yes]**

How many times has this happened?

NOTE : 97 = 97 OR MORE/TOO MANY TO REMEMBER. USING CODE 97 CAN CAUSE PROBLEMS IN SEPARATING SINGLE AND SERIES INCIDENTS, SO PROBE FOR BEST ESTIMATES WHERE POSSIBLE

1..96

97 More/too many to remember

**YrOSide [ASK ALL]**

**16**

And (apart from anything you have already mentioned), in that time was anything (else) that belonged to someone in your household stolen from OUTSIDE the house/flat - from the doorstep, the garden or the garage for example?

NOTE: DO NOT COUNT MILK BOTTLE THEFT

1. Yes

2. No

**NYrOSide [ASK IF YrOSide = Yes]**

How many times has this happened?

NOTE : 97 = 97 OR MORE/TOO MANY TO REMEMBER. USING CODE 97 CAN CAUSE PROBLEMS IN SEPARATING SINGLE AND SERIES INCIDENTS, SO PROBE FOR BEST ESTIMATES WHERE POSSIBLE

1..96

97 More/too many to remember

**YrDeface [ASK ALL]**

**17**

And again, (apart from anything you have already mentioned), in that time did anyone deliberately deface or do damage to your house/flat or to anything outside it that belonged to someone in your household?

1. Yes

2. No

**NYrDefac [ASK IF YrDeface = Yes]**

How many times has this happened?

NOTE : 97 = 97 OR MORE/TOO MANY TO REMEMBER. USING CODE 97 CAN CAUSE PROBLEMS IN SEPARATING SINGLE AND SERIES INCIDENTS, SO PROBE FOR BEST ESTIMATES WHERE POSSIBLE

1..96

97 More/too many to remember



**M8      SCREENER QUESTIONS: PERSONAL EXPERIENCE**

**[ASK ALL TYPE A]**

The next few questions are about things that may have happened to you PERSONALLY [not the other people in your household] in the 13-14 months since the first of January 2000. Please include anything that happened to you during that time - at home, in the street, at work, in a shop, in a park, on a train or anywhere else.

**[ASK ALL TYPE B]**

The next few questions are about things that may have happened to you PERSONALLY [not the other people in your household] over the last 12 months, that is since the first of [^DATE^], in which you may have been the victim of a crime or offence. Again, I only want to know about things that have happened in the period marked on the calendar, so we can build a picture of crime in the last 12 months.

Please include anything that happened to you during that time – at home, in the street, at work, in a shop, in a park, on a train or anywhere else.

**PersThef      [ASK ALL]  
18**

(Apart from anything you may have already mentioned, since [the first of January 2000/the first of ^DATE^], was anything you were carrying stolen out of your hands or from your pockets or from a bag or case?

1.      Yes
2.      No

**NPersTh      [ASK IF PersThef = Yes]**

How many times has this happened?

NOTE : 97 = 97 OR MORE/TOO MANY TO REMEMBER. USING CODE 97 CAN CAUSE PROBLEMS IN SEPARATING SINGLE AND SERIES INCIDENTS, SO PROBE FOR BEST ESTIMATES WHERE POSSIBLE

- 1..96  
97      More/too many to remember

**TryPers      [ASK ALL]  
19**

(Apart from anything you have already mentioned), in that time has anyone TRIED to STEAL something you were carrying out of your hands or from your pockets or from a bag or case?

1.      Yes
2.      No

**NTryPers [ASK IF TryPers = Yes]**

How many times has this happened?

NOTE : 97 = 97 OR MORE/TOO MANY TO REMEMBER. USING CODE 97 CAN CAUSE PROBLEMS IN SEPARATING SINGLE AND SERIES INCIDENTS, SO PROBE FOR BEST ESTIMATES WHERE POSSIBLE

1..96

97 More/too many to remember

**OthThef [ASK ALL]  
20**

And (apart from anything you have already mentioned), in that time has anything (else) of yours been STOLEN, from a cloakroom, an office, a car or anywhere else you left it?

1. Yes

2. No

**NOthThef [ASK IF OthThef = Yes]**

How many times has this happened?

NOTE : 97 = 97 OR MORE/TOO MANY TO REMEMBER. USING CODE 97 CAN CAUSE PROBLEMS IN SEPARATING SINGLE AND SERIES INCIDENTS, SO PROBE FOR BEST ESTIMATES WHERE POSSIBLE

1..96

97 More/too many to remember

**DelibDam [ASK ALL]  
21**

And (apart from anything you have already mentioned), in that time has anything else of yours been DELIBERATELY DAMAGED or tampered with by vandals or people out to steal?

1. Yes

2. No

**NDelibDa [ASK IF DelibDam = Yes]**

How many times has this happened?

NOTE : 97 = 97 OR MORE/TOO MANY TO REMEMBER. USING CODE 97 CAN CAUSE PROBLEMS IN SEPARATING SINGLE AND SERIES INCIDENTS, SO PROBE FOR BEST ESTIMATES WHERE POSSIBLE

1..96

97 More/too many to remember

**DelibVio**            **[ASK ALL]**  
**22**

And again, (apart from anything you have already mentioned), since [the first of January 2000/the first of ^DATE^] has anyone, including people you know well, DELIBERATELY hit you with their fists or with a weapon of any sort or kicked you or used force or violence in any other way?

1.     Yes
2.     No

**NDelibV**            **[ASK IF DelibVio = Yes]**

How many times has this happened?  
NOTE : 97 = 97 OR MORE/TOO MANY TO REMEMBER. USING CODE 97 CAN CAUSE PROBLEMS IN SEPARATING SINGLE AND SERIES INCIDENTS, SO PROBE FOR BEST ESTIMATES WHERE POSSIBLE

- 1..96  
97     More/too many to remember

**ThreViol**            **[ASK ALL]**  
**23**

And (apart from anything you have already mentioned), in that time has anyone THREATENED to damage things of yours or THREATENED to use force or violence on you in any way that actually frightened you?

1.     Yes
2.     No

**NThreVio**           **[ASK IF ThreViol = Yes]**

How many times has this happened?  
NOTE : 97 = 97 OR MORE/TOO MANY TO REMEMBER. USING CODE 97 CAN CAUSE PROBLEMS IN SEPARATING SINGLE AND SERIES INCIDENTS, SO PROBE FOR BEST ESTIMATES WHERE POSSIBLE

- 1..96  
97     More/too many to remember

**SexAttak**           **[ASK ALL]**  
**24**

SHOW CARD [M6A/M6B]  
INTERVIEWER: DO NOT READ OUT!

[SINCE THE FIRST OF JANUARY 2000/DURING THE LAST 12 MONTHS], HAVE YOU BEEN SEXUALLY INTERFERED WITH, ASSAULTED OR ATTACKED, EITHER BY SOMEONE YOU KNEW OR BY A STRANGER?

1.     Yes
2.     No

**NSexAtt** [ASK IF SexAttak = Yes]

How many times has this happened?

NOTE : 97 = 97 OR MORE/TOO MANY TO REMEMBER. USING CODE 97 CAN CAUSE PROBLEMS IN SEPARATING SINGLE AND SERIES INCIDENTS, SO PROBE FOR BEST ESTIMATES WHERE POSSIBLE

1..96

97 More/too many to remember

**AdultHH** [ASK IF NAdults < 2]

INTERVIEWER, CHECK: HAS THERE BEEN MORE THAN ONE ADULT IN THE HOUSEHOLD SINCE [THE FIRST OF JANUARY 2000/THE FIRST OF ^DATE^]

1. Yes
2. No

**HhldViol** [ASK IF (NAdults >1) OR (AdultHH = Yes)]  
**25**

SHOW CARD [M7A/M7B]  
INTERVIEWER DO NOT READ OUT!

APART FROM ANYTHING YOU MAY HAVE ALREADY MENTIONED, [SINCE THE FIRST OF JANUARY 2000/DURING THE LAST 12 MONTHS], HAS ANY MEMBER OF YOUR HOUSEHOLD (AGED 16 OR OVER) DELIBERATELY HIT YOU WITH THEIR FISTS OR WITH A WEAPON OF ANY SORT, OR KICKED YOU, OR USED FORCE OR VIOLENCE ON YOU IN ANY OTHER WAY?

1. Yes
2. No

**NHhldVio** [ASK IF HhldViol = Yes]

How many times has this happened?

NOTE : 97 = 97 OR MORE/TOO MANY TO REMEMBER. USING CODE 97 CAN CAUSE PROBLEMS IN SEPARATING SINGLE AND SERIES INCIDENTS, SO PROBE FOR BEST ESTIMATES WHERE POSSIBLE

1..96

97 More/too many to remember

**WhoPresA-**  
**WhoPresF** [ASK ALL]

INTERVIEWER: RECORD WHO WAS PRESENT DURING THE MAIN QUESTIONNAIRE SET OF [3]

1. No-one else in room during Main Questionnaire
2. Child(ren) under 16 present
3. Husband, wife, partner
4. Other adult, including visitor

**M10 CHECKING WHETHER ANY SERIES OF INCIDENTS**

**[ASK ALL]**

I am now going to ask you some more about the time since [the first of January 2000/the first of ^DATE^].

**+Similar\_1 [ASK IF NMotThef > 1]**

You mentioned [NUMBER OF MotThef INCIDENTS FROM NMotThef] incidents of VEHICLE THEFT. Were any of these very similar incidents, where the same thing was done under the same circumstances and probably by the same people?

1. Yes
2. No

**+Similar\_2 [ASK IF NMotStol > 1]**

You mentioned [NUMBER OF MotStol INCIDENTS FROM NMotStol] incidents of THEFT FROM A VEHICLE. Were any of these very similar incidents, where the same thing was done under the same circumstances and probably by the same people?

1. Yes
2. No

**+Similar\_3 [ASK IF NCarDam > 1]**

You mentioned [NUMBER OF CarDamag INCIDENTS FROM NCarDam] incidents of VEHICLE DAMAGE. Were any of these very similar incidents, where the same thing was done under the same circumstances and probably by the same people?

1. Yes
2. No

**+Similar\_4 [ASK IF NBikThef > 1]**

You mentioned [NUMBER OF BikTheft INCIDENTS FROM NBikThef] incidents of BICYCLE THEFT. Were any of these very similar incidents, where the same thing was done under the same circumstances and probably by the same people?

1. Yes
2. No

**+Similar\_5 [ASK IF NPrevThe > 1]**

You mentioned [NUMBER OF PreThef INCIDENTS FROM PrevThe] incidents of BURGLARY. Were any of these very similar incidents, where the same thing was done under the same circumstances and probably by the same people?

1. Yes
2. No

**+Similar\_6 [ASK IF NPrevDam > 1]**

You mentioned [NUMBER OF PrevDam INCIDENTS FROM NPrevDam] incidents of BREAK-IN WITH DAMAGE. Were any of these very similar incidents, where the same thing was done under the same circumstances and probably by the same people?

1. Yes
2. No

**+Similar\_7 [ASK IF NPrevTry > 1]**

You mentioned [NUMBER OF PrevTry INCIDENTS FROM NPrevTry] incidents of ATTEMPTED BURGLARY. Were any of these very similar incidents, where the same thing was done under the same circumstances and probably by the same people?

1. Yes
2. No

**+Similar\_8 [ASK IF NPrevSto > 1]**

You mentioned [NUMBER OF PrevStol INCIDENTS FROM NPrevSto] incidents of THEFT FROM DWELLING. Were any of these very similar incidents, where the same thing was done under the same circumstances and probably by the same people?

1. Yes
2. No

**+Similar\_9 [ASK IF NProSide > 1]**

You mentioned [NUMBER OF ProSide INCIDENTS FROM NProSide] incidents of THEFT OUTSIDE BUILDING. Were any of these very similar incidents, where the same thing was done under the same circumstances and probably by the same people?

1. Yes
2. No

**+Similar\_10 [ASK IF NPrDeFac > 1]**

You mentioned [NUMBER OF PrDeFace INCIDENTS FROM NPrDeFac incidents of VANDALISM. Were any of these very similar incidents, where the same thing was done under the same circumstances and probably by the same people?

1. Yes
2. No

**+Similar\_11 [ASK IF NHomThef > 1]**

You mentioned [NUMBER OF HomeThef INCIDENTS FROM NHomThef] incidents of BURGLARY. Were any of these very similar incidents, where the same thing was done under the same circumstances and probably by the same people?

1. Yes
2. No

**+Similar\_12 [ASK IF NYrHThef > 1]**

You mentioned [NUMBER OF YrHoThef INCIDENTS FROM NYrHThef incidents of BURGLARY. Were any of these very similar incidents, where the same thing was done under the same circumstances and probably by the same people?

1. Yes
2. No

**+Similar\_13 [ASK IF NYrHoDam > 1]**

You mentioned [NUMBER OF YrHoDam INCIDENTS FROM NYrHoDam] incidents of BREAK-IN WITH DAMAGE. Were any of these very similar incidents, where the same thing was done under the same circumstances and probably by the same people?

1. Yes
2. No

**+Similar\_14 [ASK IF NYrHoTry > 1]**

You mentioned [NUMBER OF YrHoTry INCIDENTS FROM NYrHoTry] incidents of ATTEMPTED BURGLARY. Were any of these very similar incidents, where the same thing was done under the same circumstances and probably by the same people?

1. Yes
2. No

**+Similar\_15 [ASK IF NYrHoSto > 1]**

You mentioned [NUMBER OF YrHoStol INCIDENTS FROM NYrHoSto] incidents of THEFT FROM DWELLING. Were any of these very similar incidents, where the same thing was done under the same circumstances and probably by the same people?

1. Yes
2. No

**+Similar\_16 [ASK IF NYrOSide > 1]**

You mentioned [NUMBER OF YrOSide INCIDENTS FROM NYrOSide] incidents of THEFT OUTSIDE DWELLING. Were any of these very similar incidents, where the same thing was done under the same circumstances and probably by the same people?

1. Yes
2. No

**+Similar\_17 [ASK IF NYrDeFac > 1]**

You mentioned [NUMBER OF YrDeFace INCIDENTS FROM NYrDeFac] incidents of VANDALISM. Were any of these very similar incidents, where the same thing was done under the same circumstances and probably by the same people?

1. Yes
2. No

**+Similar\_18 [ASK IF NPersTh > 1]**

You mentioned [NUMBER OF PersThef INCIDENTS FROM NPersTh] incidents of THEFT FROM PERSON. Were any of these very similar incidents, where the same thing was done under the same circumstances and probably by the same people?

1. Yes
2. No

**+Similar\_19 [ASK IF NTryPers > 1]**

You mentioned [NUMBER OF TryPers INCIDENTS FROM NTryPers] incidents of ATTEMPTED THEFT FROM PERSON. Were any of these very similar incidents, where the same thing was done under the same circumstances and probably by the same people?

1. Yes
2. No



**+Similar\_20 [ASK IF NOthThef > 1]**

You mentioned [NUMBER OF OthThef INCIDENTS FROM NOthThef] incidents of OTHER THEFT. Were any of these very similar incidents, where the same thing was done under the same circumstances and probably by the same people?

1. Yes
2. No

**+Similar\_21 [ASK IF NDelibDa > 1]**

You mentioned [NUMBER OF DelibDam INCIDENTS FROM NDelibDa] incidents of DAMAGE TO PROPERTY. Were any of these very similar incidents, where the same thing was done under the same circumstances and probably by the same people?

1. Yes
2. No

**+Similar\_22 [ASK IF NDelibV > 1]**

You mentioned [NUMBER OF DelibVio INCIDENTS FROM NDelibV] incidents of ASSAULT. Were any of these very similar incidents, where the same thing was done under the same circumstances and probably by the same people?

1. Yes
2. No

**+Similar\_23 [ASK IF NThreVio > 1]**

You mentioned [NUMBER OF ThreViol INCIDENTS FROM NThreVio] incidents of THREATS. Were any of these very similar incidents, where the same thing was done under the same circumstances and probably by the same people?

1. Yes
2. No

**+Similar\_24 [ASK IF NSexAtt > 1]**

You mentioned [NUMBER OF SexAttak INCIDENTS FROM NSexAtt] incidents of SEXUAL ASSAULT. Were any of these very similar incidents, where the same thing was done under the same circumstances and probably by the same people?

1. Yes
2. No

**+Similar\_25 [ASK IF NHhldVio > 1]**

You mentioned [NUMBER OF HhldVio INCIDENTS FROM NHhldVio] incidents of HOUSEHOLD VIOLENCE. Were any of these very similar incidents, where the same thing was done under the same circumstances and probably by the same people?

1. Yes
2. No

**M11 SORTING OUT THE SERIES PATTERN**

**[ASK NEXT SET OF QUESTIONS SEPARATELY FOR EACH TYPE OF CRIME WHERE THERE WAS MORE THAN ONE INCIDENT PER CRIME AND INFORMANT SAID YES SOME WERE PART OF A SERIES]**

**+AllPart**

**(AllPart\_1- AllPart\_25) [ASK FOR EACH TYPE OF CRIME WHERE MORE THAN ONE INCIDENT AND SOME ARE PART OF A SERIES]**

Were all the incidents of [TYPE OF CRIME] part of a series or were any of them separate incidents?

1. All were part of a series
2. Some were separate incidents, the rest were a series

**+XnumSep [ASK IF AllPart = Some separate, rest series]**

**(XnumSep\_1-**

**XnumSep\_25)**

How many of the [number of incidents] incidents were SEPARATE incidents?

1..97

**+SepDates [ASK FOR EACH SEPARATE INCIDENT, IE. XnumSep TIMES]**

**(SepDates\_1-**

**SepDates\_25)**

[Can we now think about the separate incidents of [type of crime], that is, those incidents which were NOT part of the series.] Can you tell me the date of the [earliest/second/etc] separate incident of [type of crime]?

IF DON'T KNOW THE EXACT DATE, PLEASE ENTER ESTIMATE  
FIRST is EARLIEST, SECOND is NEXT AFTER THAT, ETC.

[INTERVIEWER: IF RESPONDENT IS NOT SURE, USING THE CALENDAR MAY HELP]

YOU MUST ENTER ALL SIX DIGITS OF THE DATE (E.G. IN 2001 NEW YEAR'S DAY WOULD BE 01/01/01, VALENTINE'S DAY WOULD BE 14/02/01)

**+CnumSer [ASK IF AllPart=Mix]**  
**(CnumSer\_1-**  
**CnumSer\_25)**

So there were [NUMBER] incidents of [TYPE OF CRIME] making up the SERIES?  
INTERVIEWER - PLEASE CONFIRM, OR GO BACK AND AMEND CODING.

1. Yes
2. No

**+Latest [ASK IF AllPart=Mix]**

**(Latest\_1-**

**Latest\_25)**

Could you tell me the date of the MOST RECENT incident in the series?  
IF DON'T KNOW THE EXACT DATE, PLEASE ENTER ESTIMATE.

[INTERVIEWER: IF RESPONDENT IS NOT SURE, USING THE CALENDAR MAY  
HELP]

YOU MUST ENTER ALL SIX DIGITS OF THE DATE (E.G. IN 2001 NEW YEAR'S DAY  
WOULD BE 01/01/01, VALENTINE'S DAY WOULD BE 14/02/01)

**+Middle**

**(Middle\_1- [ASK IF SEPARATE INCIDENT, FOLLOWED BY A SERIES OF INCIDENTS**  
**Middle\_25) FOLLOWED BY ANOTHER SEPARATE INCIDENT]**

So there were one or more separate incidents, followed by a series of incidents, and THEN  
another one or more separate incidents?  
INTERVIEWER - PLEASE CONFIRM OR GO BACK AND AMEND CODING

1. Yes
2. No

**+Inc1x [ASK IF SEPARATE INCIDENT, FOLLOWED BY A SERIES OF INCIDENTS,**  
**(Inc1x\_1- FOLLOWED BY ANOTHER SEPARATE INCIDENT]**  
**Inc1x\_25)**

Of the [NUMBER] separate incidents, how many were there BEFORE the series began?

1..97

**+Inc2x** [ASK IF SEPARATE INCIDENT, FOLLOWED BY A SERIES OF INCIDENTS

**(Inc2x\_1-  
Inc2x\_25)** FOLLOWED BY ANOTHER SEPARATE INCIDENT]

And how many separate incidents were there AFTER the series ended?

1..10

**+IPrior** [PROGRAMME RECORDS WHICH INCIDENT(S) TAKES PRIORITY (HIDDEN)]  
**(Iprior\_1-  
Iprior\_25)**

1. Series takes priority
2. Latest separate incident takes priority
3. Separate, then series, then separate

A		NMotStol .....	11
AdultHH .....	20	NMotThef .....	11
AllPart (AllPart_1-AllPart_25).....	25	NoisNeig.....	6
B		NOthThef.....	18
BigProb .....	8	NoWalk (NoWalkA - NoWalkN).....	3
BikTheft.....	12	NOwnBike .....	12
C		NPersTh .....	18
Car .....	10	NPrDefac.....	15
CarDamag.....	12	NPrevDam.....	13
CarTot.....	10	NPrevSto.....	14
CauseC (CauseCA-CauseCL) .....	2	NPrevThe .....	13
CauseM .....	2	NPrevTry .....	14
Club .....	9	NPrOside.....	14
CnumSer (CnumSer_1-CnumSer_25)		NSexAtt .....	20
.....	26	NThreVio .....	19
CrimeRat.....	6	NTryPers .....	18
D		NumCar .....	10
DelibDam .....	19	NYrDefac.....	17
DelibVio.....	19	NYrHoDam.....	16
DisProb .....	8	NYrHoSto .....	16
DrugUse.....	7	NYrHoTry .....	16
Drunk .....	7	NYrHThef .....	15
H		NYrOSide .....	17
HhldViol.....	20	O	
HomeAlon .....	4	OthThef .....	18
HomeThef .....	15	OutAlon2 .....	3
I		OwnBike.....	12
Inc1x (Inc1x_1-Inc1x_25).....	27	P	
Inc2x (Inc2x_1-Inc2x_25).....	27	PersThef .....	18
IPrior (IPrior_1-IPrior_25) .....	27	PrDeface .....	14
L		PrevDam .....	13
Latest (Latest_1-Latest_25) .....	26	PrevStol.....	14
M		PrevThef.....	13
Middle (Middle_1-Middle_25).....	26	PrevTry.....	13
MotorCyc .....	10	PrOSide.....	14
MotStole.....	11	PubEve.....	9
MotTheft.....	11	Q	
MthMove .....	1	QualDis .....	8
MthsAddr .....	1	QualLife/QuaLif2 .....	2
N		R	
NBikThef .....	12	RaceHat2 .....	7
NCarDam.....	12	ResYrAgo.....	1
NDelibDa .....	19	Rubbish .....	7
NDelibV.....	19	S	
NHhldVio.....	20	SepDates (SepDates_1-	
NHomThef.....	15	SepDates_25).....	26

SexAttak.....	20	WRaceAtt.....	5
Similar_1.....	21	WRaped.....	5
Similar_2.....	21	X	
Similar_3.....	21	Xnowalk.....	3
Similar_4.....	21	XnumSep (XnumSep_1-	
Similar_5.....	22	XnumSep25).....	25
Similar_6.....	22	Y	
Similar_7.....	22	YrDeface.....	17
Similar_8.....	22	YrHoDam.....	16
Similar_9.....	22	YrHoStol.....	16
Similar_10.....	22	YrHoThef.....	15
Similar_11.....	23	YrHoTry.....	16
Similar_12.....	23	YrOSide.....	17
Similar_13.....	23	YrsAddr.....	1
Similar_14.....	23	YrsArea.....	1
Similar_15.....	23		
Similar_16.....	23		
Similar_17.....	24		
Similar_18.....	24		
Similar_19.....	24		
Similar_20.....	24		
Similar_21.....	24		
Similar_22.....	24		
Similar_23.....	25		
Similar_24.....	25		
Similar_25.....	25		
SLRough.....	6		
T			
TeenHang.....	6		
ThreViol.....	19		
TryPers.....	18		
U			
Unoccl.....	9		
UnocclW.....	8		
V			
Vandals.....	7		
W			
WalkDark.....	3		
WAttack.....	5		
WBurgl.....	4		
WCarStol.....	4		
WeekDay.....	8		
WFromCar.....	5		
WhoPres (WhoPresA-WhoPresF) .	21		
WInsult.....	5		
WMugged.....	4		

## VICTIM FORM SECTION

**S** INDICATES THAT THE QUESTION IS ASKED ON SHORT VICTIM FORMS.  
**L** INDICATES THAT THE QUESTION IS ASKED ON LONG VICTIM FORMS.  
**SL** INDICATES THAT THE QUESTION IS ASKED ON BOTH LONG AND SHORT VICTIM FORMS.

**+V1** DATE AND DESCRIPTION OF INCIDENT

### [ASK ALL]

INTERVIEWER - BELOW IS A CHECK LIST OF OFFENCES COMMITTED AGAINST THE RESPONDENT AND HOUSEHOLD IN THE PAST YEAR  
PLEASE CONFIRM THE LIST WITH THE RESPONDENT - CHECK THAT EVERYTHING HAS BEEN MENTIONED AND NOTHING COUNTED TWICE  
GO BACK AND AMEND CODING IF NECESSARY.  
IF YOU CHOOSE TO GO BACK YOU WILL BE TAKEN TO THE BEGINNING OF THE SCREENER QUESTIONNAIRE

1. Continue
2. Go back

### [ASK ALL TYPE B]

I now want to ask you about WHEN the incident(s) you have just mentioned happened during the last 12 months. I'd like to mark on the calendar the date of each incident.

INTERVIEWER: FOR EACH CRIME, MARK ON THE CALENDAR THE DATE WHEN IT OCCURRED. THIS ONLY NEEDS TO BE ESTIMATED TO THE NEAREST MONTH.

IF THE RESPONDENT IS HAVING DIFFICULTY REMEMBERING THE EXACT MONTH YOU MAY FIND IT USEFUL TO MARK SOME OTHER LANDMARK DATES ON THE CALENDAR (EG. BIRTHDAYS, ANNIVERSARIES ETC.) WHICH CAN BE USED FOR REFERENCE POINTS. EXAMPLES OF SUCH EVENTS OR PERIODS CAN BE FOUND ON THE FRONT PAGE OF THE CALENDAR.

**+CrimeNo** [CRIME NUMBER, WITHIN TYPE OF CRIME]

INTERVIEWER ENTER CRIME NUMBER: 1..11

**CrimType** [CODE FOR TYPE OF CRIME]

INTERVIEWER CODE FOR CRIME TYPE: 1..25

**Vintro** [ASK ALL]

**SL**

Now I want to ask you some more about the [incident] you reported of [crime type]  
[INTERVIEWER: IF SOMEONE ELSE IS PRESENT, IT MAY BE BETTER TO RETURN ON ANOTHER OCCASION TO COMPLETE THIS VICTIM FORM]

- [0 Suspend this Victim form for now]  
1 Continue

**[IN INCIDENTS OF DOMESTIC VIOLENCE OR SEXUAL ASSAULT, THE INTERVIEWER IS ALLOWED TO SKIP THE VICTIM FORM IF NECESSARY (E.G. BECAUSE OTHERS WERE PRESENT)]**

**WhySkip** [ASK IF VIntro = Skip]

**SL**

INTERVIEWER: PLEASE EXPLAIN WHY YOU ARE SKIPPING THIS VICTIM FORM.

**V1.1 SERIES INCIDENTS**

**[DateSer-QtrRecin ARE ASKED OF THOSE REPORTING A SERIES OF SIMILAR INCIDENTS]**

**DateSerA-**

**DateSerH**

**[ASK IF SERIES OF SIMILAR INCIDENTS]**

**SL**

You mentioned a series of [NUMBER] similar incidents of [CRIME TYPE] since [the first of January 2000/the first of ^DATE^]. When did these incidents happen? SET [6] OF

1. Before [1999/ the first of ^DATE^]
2. Between [January and March 2000/^QUARTER^]
3. Between [April and June 2000/^QUARTER^]
4. Between [July and September 2000/^QUARTER^]
5. Between [October and December 2000/^QUARTER^]
6. Between [January 2001/the first of ^DATE^] and the present

**[IF THE INCIDENT ONLY OCCURRED IN 1999/MORE THAN 12 MONTHS AGO THE RESPONDENT DOES NOT GET ASKED A VICTIM FORM FOR THIS INCIDENT]**

**NQuart1** [ASK IF DateSerB= 1]

**SL**

How many incidents of this kind happened between [January and March 2000/^QUARTER^]?

1..97

**NQuart2** [ASK IF DateSerC=1]

**SL**

How many incidents of this kind happened between [April and June 2000/^QUARTER^]?

1..97

**NQuart3** [ASK IF DateSerD=1]

**SL**

How many incidents of this kind happened between [July and September 2000/^QUARTER^]?

1..97

**NQuart4** [ASK IF DateSerE=1]

**SL**

How many incidents of this kind happened between [October and December 2000/^QUARTER^]?

1..97



**NQuart5** [ASK IF DateSerF=1]

**SL**

How many incidents of this kind happened between [January 2001/^DATE^] and the present?

1..97

**MthRecln** [ASK IF DateSer IN (2..6)]

**SL**

In which month did the most recent of these incident(s) happen?

INTERVIEWER EXPLAIN: IF PART OF SERIES, THE FOLLOWING QUESTIONS REFER TO THE MOST RECENT INCIDENT IN SERIES.

1. January 2000
2. February 2000
3. March 2000
4. April 2000
5. May 2000
6. June 2000
7. July 2000
8. August 2000
9. September 2000
10. October 2000
11. November 2000
12. December 2000
13. January 2001
14. February 2001
15. March 2001
16. April 2001
17. May 2001
18. June 2001

**[TYPE B INTERVIEWS ALWAYS SHOW THE PREVIOUS 12 FULL CALENDAR MONTHS PLUS THE MONTH OF INTERVIEW (I.E. 13 MONTHS IN TOTAL)]**

**QtrRecln** [ASK IF MthRecln= Don't Know]

**SL**

INTERVIEWER: ASK OR RECORD

In what quarter did the most recent incident happen? Was it ...

1. Before [January 2000/the first of ^DATE^] - *Don't get asked VF*
2. Between [January and March 2000/^QUARTER^]
3. Between [April and June 2000/^QUARTER^]
4. Between [July and September 2000/^QUARTER^]
5. Between [October and December 2000/^QUARTER^]
6. Between [January 2001/the first of ^DATE^] and the present?

## V1.2 SINGLE INCIDENTS

[MthInc1-YrInc1 ARE ASKED OF THOSE REPORTING SINGLE INCIDENTS]

**MthInc1/**

**MthInc2 [ASK IF SINGLE INCIDENT]**

**SL**

You said that, since [the first of January 2000/the first of ^DATE^], you (or someone in your household) had an incident of [CRIME TYPE]. In which month did that happen?

1. January
2. February
3. March
4. April
5. May
6. June
7. July
8. August
9. September
10. October
11. November
12. December

[TYPE B INTERVIEWS ALWAYS SHOW THE PREVIOUS 12 FULL CALENDAR MONTHS PLUS THE MONTH OF INTERVIEW I.E. 13 MONTHS IN TOTAL]

**QtrInc1 [ASK IF MthInc1/2= Don't Know]**

**SL**

In what quarter did the incident happen? Was it ...

1. Before [January 2000/the first of ^DATE^] - *Don't get asked VF*
2. Between [January and March 2000/^QUARTER^]
3. Between [April and June 2000/^QUARTER^]
4. Between [July and September 2000/^QUARTER^]
5. Between [October and December 2000/^QUARTER^]
6. Between [January 2001/the first of ^DATE^] and the present?

**YrInc1A [ASK IF MthInc1 NE Don't Know AND TYPE A INFORMANT]**

**SL**

ASK OR RECORD

In what year did the (most recent) incident take place?

1. Yr 1999 - *Don't get asked Victim form, go straight to follow up*
2. Yr 2000
3. Yr 2001

**YrInc1B [ASK IF MthInc2= Don't Know AND QtrInc1 = Don't Know AND TYPE B INFORMANT]**

**SL**

ASK OR RECORD

Can I just check, did the (most recent) incident take place before or after the first of [^DATE^]?

1. before first of [^DATE^] - *Don't get asked VF, straight to follow up*
2. after first of [^DATE^]

### V1.3 DESCRIPTION OF INCIDENT

**+DescrInc**      **[ASK ALL]**  
**SL**

Before I ask you a number of detailed questions to enable us to classify exactly what happened can you tell me, very briefly, about the incident?  
IF PART OF A SERIES RECORD THE MOST RECENT OCCASION.  
PROBE FOR DETAILS OF NATURE AND CIRCUMSTANCES OF INCIDENT. (E.G. WHO WAS THE VICTIM, WHO WAS THE OFFENDER, WHERE DID IT HAPPEN, WHAT DID THEY DO?)

Text: Maximum 220 characters

### V2 INCIDENT FORM CHECKLIST

*[INTERVIEWER TO CHECK (ASK OR RECORD) THE FOLLOWING QUESTIONS*

*INTERVIEWER TO QUESTION UNLESS CLEAR FROM DESCRIPTION]*

**V71**                      **[ASK ALL]**  
**SL**

ASK OR RECORD  
INTERVIEWER: ONLY RECORD THE ANSWER IF YOU ARE CERTAIN FROM THE DESCRIPTION ALREADY GIVEN. IF IN ANY DOUBT YOU MUST ASK THE RESPONDENT

Was any property stolen, or taken without permission, even if the victim later got it back?

1. Yes
2. No

### V72A-

**V72I**                      **[ASK IF V71=Yes]**  
**SL**

ASK OR RECORD  
INTERVIEWER: ONLY RECORD THE ANSWER IF YOU ARE CERTAIN FROM THE DESCRIPTION ALREADY GIVEN. IF IN ANY DOUBT YOU MUST ASK THE RESPONDENT

Was the property stolen...CODE ALL THAT APPLY      SET[7] OF

1. a car/van
2. property from in or off a car/van
3. a motorbike/scooter/moped
4. a bicycle
5. something from inside the home
6. something from outside the home (gardens, garage, drives, sheds etc)
7. or something else?

**V75**                   **[ASK ALL]**

**SL**

ASK OR RECORD

INTERVIEWER: ONLY RECORD THE ANSWER IF YOU ARE CERTAIN FROM THE DESCRIPTION ALREADY GIVEN. IF IN ANY DOUBT YOU MUST ASK THE RESPONDENT

(Apart from what was actually stolen) Was an attempt made to steal anything (else) that belonged to the victim or any other member of the household?

1.       Yes
2.       No

**V77**                   **[ASK ALL]**

**SL**

ASK OR RECORD

INTERVIEWER: ONLY RECORD THE ANSWER IF YOU ARE CERTAIN FROM THE DESCRIPTION ALREADY GIVEN. IF IN ANY DOUBT YOU MUST ASK THE RESPONDENT

Was any property damaged (ie buildings, vehicles, and/or other property)?

1.       Yes
2.       No

**V78**                   **[ASK ALL]**

**SL**

ASK OR RECORD

INTERVIEWER: ONLY RECORD THE ANSWER IF YOU ARE CERTAIN FROM THE DESCRIPTION ALREADY GIVEN. IF IN ANY DOUBT YOU MUST ASK THE RESPONDENT

Did the victim (or someone in the household) have any contact with the offender(s), or any information about them, such as how many there were?

1.       Yes
2.       No

**V710**                  **[ASK ALL]**

**SL**

ASK OR RECORD

INTERVIEWER: ONLY RECORD THE ANSWER IF YOU ARE CERTAIN FROM THE DESCRIPTION ALREADY GIVEN. IF IN ANY DOUBT YOU MUST ASK THE RESPONDENT

Did the person/(any of the people) who did it actually use force or violence on anyone in any way, even if this resulted in no injury?

1.               Yes
2.               No

**V711**            **[ASK ALL]**  
**SL**

ASK OR RECORD  
INTERVIEWER: ONLY RECORD THE ANSWER IF YOU ARE CERTAIN FROM THE DESCRIPTION ALREADY GIVEN. IF IN ANY DOUBT YOU MUST ASK THE RESPONDENT

Did the offender threaten anyone?

1.     Yes
2.     No

**V712**            **[ASK ALL]**  
**SL**

ASK OR RECORD  
INTERVIEWER: ONLY RECORD THE ANSWER IF YOU ARE CERTAIN FROM THE DESCRIPTION ALREADY GIVEN. IF IN ANY DOUBT YOU MUST ASK THE RESPONDENT

Was there any sexual element in the offence (e.g. indecent assault, touching)?

1.     Yes
2.     No

**V3        CIRCUMSTANCES OF INCIDENT**

**VictArea**        **[ASK ALL]**  
**SL**

Can I just check, did it happen in this area (within 15 minutes walk of here)?

1.     Yes
2.     No

**WherHapp**      **[ASK IF VictArea = No]**  
**SL**

Can I just check, did it happen in England or Wales or did it happen somewhere else?

1.     England or Wales
2.     Elsewhere

**RaceMot**        **[ASK ALL]**  
**SL**

Do you think the incident was racially motivated?

1.     Yes
2.     No
3.     Don't know

**RacePoss**      **[ASK IF RaceMot = Don't know]**  
**SL**

Was there anything about the incident that made you think it might have been racially motivated?

1.            Yes
2.            No

**YraceMoA-**  
**YRaceMol**      **[ASK IF RaceMot=Yes OR RacePoss=Yes]**  
**SL**

Why do you think it was racially motivated? DO NOT PROMPT. CODE ALL THAT APPLY.  
SET [7] OF

1. Racist language used (comments, abuse, etc)
2. Because of victim's race/country of origin
3. Because of offender's race/country of origin
4. Because offence only committed against minorities (eg doesn't happen to anyone else)
5. Because some people pick on minorities
6. Because it has happened before
7. Other

**WhyHappA-**  
**WhyHappR**      **[ASK IF Racemot=No or Refused or Raceposs=No or Don't Know or Refused]**  
**L**

Can you tell me why you think this incident happened?  
INTERVIEWER TO RECORD

Text: Maximum 50 characters

#### **V4      LOCATION OF INCIDENT, METHOD OF ENTRY, AND HOME SECURITY**

##### **V4.1      LOCATION OF INCIDENT**

**WhenVict**      **[ASK ALL]**  
**L**

Did it happen during the week or at a weekend? By the weekend I mean any time from 6 p.m. on Friday evening to 6 a.m. on Monday morning

1. During week
2. At weekend

**TimeVict**      **[ASK ALL]**  
**L**

SHOW CARD V1  
At what time of day did it happen?

1. During morning (6am - noon)
2. During afternoon (noon - 6pm)
3. Morning/afternoon (can't say which)
4. During evening (6pm - midnight)
5. During night (midnight - 6am)
6. Evening/night (can't say which)

**DayLight**      **[ASK ALL]**  
**L**

Was it daylight or dark outside at the time?

1. Daylight
2. Dark
3. Dawn/dusk

**WherVict**      **[ASK ALL]**  
**SL**

SHOW CARD V2

Where did it happen?

INTERVIEWER PROBE FULLY

NOTE: 'AROUND' INCLUDES NEARBY STREETS AND CAR PARKS.

1. Own home or own garage (including attempted break-in)
2. Immediately outside home (including shed, garden, street, in same building)
3. In or near victim's place of work (including work car park)
4. In public car park
5. In/around pub/bar/night club/working men's club
6. In/around dancehall/disco
7. In/around football ground/ other sports ground
8. In/around sports centre/sports club
9. In/around other place of public entertainment (e.g. cinema, cafe, restaurant, bingo hall, etc.)
10. Travelling on transport or in or near transport facilities (e.g. at a bus stop/station, on a bus/train, car park to station)
11. Other public or commercial locations (eg. shop, school, street market, hospital etc)
12. Elsewhere

**OwnHome**      **[ASK IF WhereVict=1]**  
**SL**

ASK (OR RECORD IF OBVIOUS)

Was this...READ OUT

1. ...inside your own home (include attempted break-in)
2. ...in a garage next to this house/flat
3. ...or in an other garage (e.g. row of garages for flats/estate)?

**OutHome**      **[ASK IF WhereVict=2]**  
**SL**

ASK (OR RECORD IF OBVIOUS)

Was this...READ OUT

1. ...inside the same building (corridor, stairs, lift, etc)
2. ...in a shed, greenhouse, or other outbuilding on the same premises
3. ...in a garden
4. ...outside the building on the same premises (doorstep, walkways, balconies, carport, car space, drive etc)
5. ...in the street outside your house/flat
6. ...in a car park for this estate
7. ...in a row of garages for the flats/estate?

**VicWork**      **[ASK IF WhereVict=3]**  
**SL**

ASK (OR RECORD IF OBVIOUS)

Was this...READ OUT

1. ...at a place of work - inside building
2. ...at a place of work - out of doors
3. ...in a garage at work
4. ...in a car park at a place of work
5. ...or in the street near a place of work?

**PubBar**            **[ASK IF WhereVict=5]**  
**SL**

ASK (OR RECORD IF OBVIOUS)  
Was this...READ OUT

1.        ...inside
2.        ...in a car park
3.        ...or in the street outside?
4.        DO NOT PROMPT: Unclear whether inside or immediately outside

**Disco**            **[ASK IF WhereVict=6]**  
**SL**

ASK (OR RECORD IF OBVIOUS)  
Was this...

1.        ...inside
2.        ...in a car park
3.        ...or in the street outside?
4.        DO NOT PROMPT: Unclear whether inside or immediately outside

**SportGr**        **[ASK IF WhereVict=7]**

**SL**

ASK (OR RECORD IF OBVIOUS)  
Was this...READ OUT

1.        ...inside
2.        ...in a car park
3.        ...or in the street outside?
4.        DO NOT PROMPT: Unclear whether inside or immediately outside

**SportCl**        **[ASK IF WherVict=8]**  
**SL**

ASK (OR RECORD IF OBVIOUS)  
Was this...READ OUT

1.        ...inside
2.        ...in a car park
3.        ...or in the street outside?
4.        DO NOT PROMPT: Unclear whether inside or immediately outside

**PubEnt**        **[ASK IF WherVict=9]**  
**SL**

ASK (OR RECORD IF OBVIOUS)  
Was this...READ OUT

1.        ...inside
2.        ...in a car park
3.        ...or in the street outside?
4.        DO NOT PROMPT: Unclear whether inside or immediately outside



**Transp** [ASK IF WherVict=10]  
**SL**

ASK (OR RECORD IF OBVIOUS)  
Was this...READ OUT

1. ...on a train
2. ...at a railway station
3. ...on a tube train
4. ...at a tube station
5. ...on a bus
6. ...at a bus stop/station
7. ...on a plane
8. ...at an airport
9. ...in a taxi
10. ...or while driving or travelling in a car/van?

**RailStat** [ASK IF Transp =2]

**SL**

ASK (OR RECORD IF OBVIOUS)  
Was this...READ OUT

1. ...in the station, on a platform
2. ...in a station car park
3. ...or in the street outside the station?
4. DO NOT PROMPT: Unclear whether in train, in station or immediately outside

**TubeStat** [ASK IF Transp = 4]

**SL**

ASK (OR RECORD IF OBVIOUS)  
Was this...READ OUT

1. ...in the station, on a platform
2. ...in a station car park
3. ...or in the street outside the station?
4. DO NOT PROMPT: Unclear whether in tube, in station or immediately outside

**BusStop** [ASK IF Transp = 6]

**SL**

ASK (OR RECORD IF OBVIOUS)  
Was this...READ OUT

1. ...at a bus stop/ in a bus station/ or in the street outside the bus station
2. ...or in a bus station car park?
3. DO NOT PROMPT: Unclear whether on bus, at bus stop or station or immediately outside

**AirPort** [ASK IF Transp = 8]

**SL**

ASK (OR RECORD IF OBVIOUS)  
Was this...READ OUT

1. ...at the airport
2. ...or in an airport car park?
3. DO NOT PROMPT: Unclear whether at airport or in airport car park

**ComPrem [ASK IF WherVict=11]**

**SL**

ASK (OR RECORD IF OBVIOUS)  
Was this...READ OUT

1. ...at a shop or supermarket
2. ...at a school or college
3. ...at a church, church hall, mosque, etc
4. ...at a street market
5. ...or elsewhere (include hospitals, offices, factories)?

**SupMkt [ASK IF ComPrem = 1]**

**SL**

ASK (OR RECORD IF OBVIOUS)  
Was this...READ OUT

1. ...inside
2. ...in a car park
3. ...or in the street outside/in a shopping precinct?
4. DO NOT PROMPT: Unclear whether inside or immediately outside

**College [ASK IF ComPrem = 2]**

**SL**

ASK (OR RECORD IF OBVIOUS)  
Was this...READ OUT

1. ...inside
2. ...in a car park
3. ...or in the street outside/in the grounds?
4. DO NOT PROMPT: Unclear whether inside or immediately outside

**Mosque [ASK IF ComPrem = 3]**

**SL**

ASK (OR RECORD IF OBVIOUS)  
Was this...READ OUT

1. ...inside
2. ...in a car park
3. ...or in the street outside/in the grounds?
4. DO NOT PROMPT: Unclear whether inside or immediately outside

**ComOth [ASK IF Comprem =5]**

**SL**

ASK (OR RECORD IF OBVIOUS)  
Was this...READ OUT

1. ...inside
2. ...in a car park
3. ...or in the street outside/in the grounds?
3. DO NOT PROMPT: Unclear whether inside or immediately outside

**ElseWher** [ASK IF WherVict=12]

**SL**

ASK (OR RECORD IF OBVIOUS)  
Was this...READ OUT

1. ...at a friend's or relative's home
2. ...inside an other building
3. ...in an other car park
4. ...in a subway under the street or road
5. ...in an other street or road
6. ...at a park, common, or other public open space
7. ...at an urban waste ground or building site
8. ...at a caravan site
9. ...on a boat
10. ...or at allotments?
11. DO NOT PROMPT: Other specific location
12. DO NOT PROMPT: Vague answer only (Include cases where respondent mentions several possible locations or says s/he does not know location)

**RelFri** [ASK IF ElseWher=1]

**SL**

ASK (OR RECORD IF OBVIOUS)  
Was this...READ OUT

1. ...inside
2. ...in a garage/ carport/ car park
3. ...or in the street outside
4. DO NOT PROMPT: Unclear whether inside or immediately outside

**+XElseWh** [ASK IF ElseWher=11]

**SL**

INTERVIEWER PLEASE RECORD OTHER ANSWER

#### **V4.2 METHOD OF ENTRY**

**HomGarag** [ASK IF OwnHome=2]

**SL**

Does the garage have a connecting door to the house itself?

1. Yes
2. No

**OffInHo2** [ASK IF WherVict = 1 OR WhereVict=2]

**SL**

Can I just check, did the person/people who did it actually get inside your house or flat or your garage, shed or other outbuilding at all during the incident? INTERVIEWER: PRIORITY CODE

1. Yes – inside house or flat
2. Yes – inside garage or shed or other outbuilding
3. No

**OffInvit**            **[ASK IF (WherVict =1 or 2) AND (OffInHom = 1or 2)]**  
**SL**

Did the person/the people who did it have a right to be inside [your house or flat/your garage or shed or other outbuilding]? For example, was it done by people who were invited in, a workman doing a job, or guests, or people who lived with you?

1.     Yes
2.     No
3.     Got in by false pretences

**InsideFP**            **[ASK IF OffInvit = Yes]**  
**SL**

Can I just check, did the person/ the people get inside by false pretences?

1.     Yes
2.     No

**TryInsi2**            **[ASK IF OffInHom = No or Don't know)]**  
**SL**

Did he/she/they TRY to get inside your house or flat or your garage, shed or other outbuilding at all during the incident? INTERVIEWER: PRIORITY CODE

1.     Yes – tried to get inside house or flat
2.     Yes – tried to get inside garage or shed or other outbuilding
3.     No

**TryFPIns**            **[ASK IF TryInsi2 = Yes]**  
**SL**

Did he/she/they use false pretences to try to get inside?

1.     Yes
2.     No

#### **V4.3    HOME SECURITY**

**Security**            **[ASK IF (OffInHom = 1 and OffInvit = No or Don't Know) OR (OffInHom = 2**

**L**                      **and HomGarag = 1 and OffInvit = No or Don't Know OR (TryInsi2 = 1 and TryFPIns = No or Don't Know) OR (TryInsi2 = 2 and HomGarag =1 and OffInvit = No or Don't Know)]**

SHOW CARD V3

Did you have any of these sorts of security measures at that time, even if they were not in use when the incident happened?

1.     Yes
2.     No

**TypeSecA-  
TypeSecM  
L**

**[ASK if Security = Yes]**

SHOW CARD V3

Which ones did you have? CODE ALL THAT APPLY SET[10] OF

1. Burglar alarm on premises
2. Dummy box
3. Outside doors with double locks or deadlocks
4. Security chain on the doors
5. Windows that need special keys to open them
6. Bars or grilles on the windows
7. Dog in the house
8. Internal lights on timer or sensor switch
9. External lights on timer or sensor switch
10. Other
11. DO NOT PROMPT : Cannot remember

**+(XtypeSec) [ASK IF TypeSec = Other]**

**L**

INTERVIEWER: RECORD OTHER ANSWER GIVEN

**FrontBac [ASK IF (OffInHom = 1 and OffInvit = No or Don't Know) OR (OffInHom = 2**

**L**

**and HomGarag = 1 and OffInvit = No or Don't Know OR (TryInsid = 1 and TryFPIns = No or Don't Know) OR (TryInsid = 2 and HomGarag =1 and OffInvit = No or Don't Know)]**

Did he/she/they [get in/try to get in] at the front of your house/flat (or garage), at the back or at the side?

1. Front
2. Back
3. Side
4. More than one approach

**EntDoor [ASK IF FrontBac IN (1..4)]**

**L**

Did he/she/they [get in/try to get in] through a door?

NOTE: PATIO DOORS AND FRENCH WINDOWS ARE DOORS. BREAKING WINDOW BESIDE DOOR TO OPEN IT COUNTS AS DOOR

1. Yes
2. No

**HowDoorA-**

**HowDoorI** [ASK IF EntDoor = Yes]

L

How did he/she/they [get in/try to get in] through the door?  
INTERVIEWER: CODE UP TO 2 SET [2] OF

1. (Tried to) push in past person who opened door
2. Door was not locked
3. They had key
4. (Tried to) force lock/break lock
5. (Tried to) break/cut out/remove panel of door or panel beside door
6. By false pretences
7. Other

**+XHowDoor** [ASK IF HowDoor = 7]

L

INTERVIEWER: RECORD THE 'OTHER' ANSWER GIVEN.

**ThroWind** [ASK IF FrontBac IN (1..4)]

L

Did he/she/they [get in/try to get in] through a window?

1. Yes
2. No

**HowWindA-**

**HowWindF** [ASK IF ThroWind = Yes]

L

How did he/she/they [get in/try to get in] through the window? CODE ALL THAT APPLY  
SET [4] OF

1. Window was open/could be pushed open
2. (Tried to) force window lock/catch
3. (Tried to) break/cut out glass
4. Other

**+(XhowWind)** [ASK IF HowWind = 4]

L

INTERVIEWER: RECORD THE 'OTHER' ANSWER GIVEN.

**OthEntry** [ASK IF FrontBac IN (1..4)]

L

Did he/she/they [get in/try to get in] by any other way, apart from through a door or a window? (eg skylight, roof space, cellar)

1. Yes
2. No

**XOthEnt** [ASK IF OthEntry = Yes]

L

Please describe how they tried to get in.  
Text: Maximum 50 characters

**V4.4 WHETHER INFORMANT AT HOME AT THE TIME**

**AtHome [ASK IF WherVict = 1 or 2]**

**L**

Were you or anyone else at home at the time the incident happened?

1. Someone at home
2. No-one at home

**V.5 WHAT INFORMANT WAS DOING AT THE TIME AND DETAILS OF THE OFFENDERS**

**WhatDo [ASK ALL]**

**L**

What were you doing at the time it happened?

1. At work or working (not at home)
2. Travelling to/from work
3. Travelling to/from elsewhere
4. At school/college
5. Shopping
6. On holiday/away for weekend
7. Leisure activities away from home
8. Sleeping at home
9. At home (not sleeping or working)
10. Working at home
11. Other

**+(XwhatDo) [ASK IF WhatDo=11]**

**L**

INTERVIEWER RECORD WHAT RESPONDENT WAS DOING

**DescrOff [ASK IF V78 NE YES]**

**L**

Can I check, are you able to say anything at all about the people who did it - how many there were, or whether they were male or female?

1. Yes
2. No

**NumOff [ASK IF (V78=Yes) OR (DescrOff=Yes)]**

**L**

[You mentioned earlier that you might have some information about the offender(s).] How many were there?

1. One
2. Two
3. Three
4. Four or more

**OffSex1** [ASK IF NumOff = 1]

L

Was the person who did it male or female?

1. Male
2. Female

**AgeOff1** [ASK IF NumOff = 1]

L

How old was the person who did it? Would you say [he/she] was...READ OUT

1. a child under school age
2. a child of school age
3. aged between 16 and 24
4. aged between 25 and 39
5. or aged 40 or over?

**Drinkin1** [ASK IF AgeOff1 IN (2..5) or DK or REF]

L

As far as you know, at the time it happened was the person who did it under the influence of drink?

1. Yes
2. No
3. Don't Know

**Druginf1** [ASK IF AgeOff1 IN (2..5) or DK or REF]

L

....or drugs?

1. Yes
2. No
3. Don't Know

**RaceOff1** [ASK IF NumOff = 1]

L

As far as you know was the person who did it...READ OUT

1. White
2. Black
3. Indian, Pakistani or Bangladeshi
4. or from another ethnic group?

**KnewOff1** [ASK IF NumOff = 1]

L

Was [he/she] someone you/(the victim) knew before it happened or was [he/she] a stranger?

1. Someone known
2. Stranger
3. Don't Know



**SeenOff1 [ASK IF KnewOff1 = 2 or 3]**

L

Had you/(the victim) seen [him/her] before?

1. Yes
2. No

**HowKnow1 [ASK IF KnewOff1 = 1 OR SeenOff1 = 1]**

L

How well did you/(the victim) know [him/her]? Just by sight, just to speak to casually, or did you/(the victim) know [him/her] well?

1. Just by sight
2. Just to speak to casually
3. Known well

**OffRel1 [KnewOff1 = 1 OR SeenOff1 = 1]**

L

What was [his/her] relationship to you/(the victim)?  
INTERVIEWER: PRIORITY CODE

1. Husband/ wife/ partner
2. Son/daughter (in law)
3. Other household member
4. Current boyfriend/girlfriend
5. Former husband/wife/partner
6. Former boyfriend/girlfriend
7. Other relative
8. Workmate/colleague
9. Client/members of public contacted through work
10. Friend/acquaintance
11. Neighbour
12. Local child/child in neighbourhood
13. Other

**+(XOffRel1) [ASK IF OffRel1=13]**

L

INTERVIEWER RECORD VICTIM'S RELATIONSHIP WITH OFFENDER

**OffSex [ASK IF NumOff IN (2..4) or DK or REF]**

L

Were the people who did it male or female?

1. Male
2. Female
3. People of both sexes

**AgeOffA-  
AgeOffG** [ASK IF NumOff IN (2..4) or DK or REF]  
**L**

How old were the people who did it? Would you say they were...READ OUT  
CODE ALL THAT APPLY

1. children under school age
2. children of school age
3. people aged between 16 and 24
4. people aged between 25 and 39
5. or people aged over 40?

**Drinkinf** [ASK IF (NumOff IN (2..4) or DK or REF ) AND (ANY AgeOff2-5 IN (2..5) or DK  
**L** or REF)]

As far as you know, at the time it happened were any of the people who did it under the  
influence of drink?

1. Yes
2. No
3. Don't Know

**Druginf** [ASK IF (NumOff IN (2..4) or DK or REF) AND (ANY AgeOff2-5 IN (2..5) or DK  
**L** or REF)]

...or drugs?

1. Yes
2. No
3. Don't Know

**RaceOffA-  
RaceOffF** [ASK IF NumOff IN (2..4) or DK or REF]  
**L**

As far as you know were the people who did it...READ OUT  
CODE ALL THAT APPLY

1. White
2. Black
3. Indian, Pakistani or Bangladeshi
4. or from another ethnic group?

**KnewOff** [ASK IF NumOff IN (2..4) or DK or REF]  
**L**

Were any of them people you/(the victim) knew before it happened or were they strangers?

1. All known
2. Some known, some not known
3. None known
4. Don't know

**SeenOff** [ASK IF KnewOff = 3 or 4]  
**L**

Had you/(the victim) seen any of them before?

1. Yes
2. No

**HowKnowA-  
HowKnowE**

**[ASK IF (KnewOff=1 or 2) OR SeenOff=1]**

**L**

How well did you/(the victim) know them? Just by sight, just to speak to casually, or did you/(the victim) know any of them well? CODE ALL THAT APPLY SET OF [3]

1. At least one known just by sight
2. At least one known to speak to casually
3. At least one known well

**WellKnow  
S**

**[ASK IF V78=Yes]**

You mentioned earlier that (the victim/someone in the household) had some contact with, or knew something about the offenders. Can I just check, before the incident happened, were the offenders...READ OUT

1. Well known to you
2. Known by sight
3. Known just to speak to casually
4. or were they strangers?

**OffRelA-  
OffRelO  
SL**

**[ASK IF HowKnow NE Empty (including DK/REF) OR IF WellKnow IN (1..3)]**

What was their relationship to you/(the victim)? CODE ALL THAT APPLY SET [13] OF

1. Husband/ wife/ partner
2. Son/daughter (in law)
3. Other household member
4. Current boyfriend/girlfriend
5. Former husband/wife/partner
6. Former boyfriend/girlfriend
7. Other relative
8. Workmate/colleague
9. Client/members of public contacted through work
10. Friend/acquaintance
11. Neighbour
12. Local children/children in neighbourhood
13. Other

**+(XoffRel)  
SL**

**[ASK IF OffRel=11]**

INTERVIEWER RECORD VICTIM'S RELATIONSHIP WITH OFFENDER

**V.6 DETAILS OF WHAT WAS STOLEN**

**Stolitem  
SL**

**[ASK IF V71 NE YES]**

Can I check, was anything at all stolen, even if you later got it back?

1. Yes
2. No

**BelongA–  
BelongH  
SL**

**[ASK IF Stolltem = Yes OR V71 = Yes]**

[You mentioned earlier that property was stolen.] Who did the stolen property belong to?

CODE ALL THAT APPLY

INTERVIEWER: 'BELONG' = WOULD HAVE HAD TO PAY TO REPLACE IT

NOTE: IF RESPONDENT IS SELF-EMPLOYED, CODE TOOLS, EQUIPMENT, ETC AS BELONGING TO HIM/HER SET [6] OF

1. Respondent
2. Other adult household member
3. Child under 16 in household
4. Employer/ work
5. Friend
6. Other

**WhatStA–  
WhatStDD  
L**

**[ASK IF V71=Yes OR Stolltem=Yes]**

Could you tell me what was stolen that belonged to you/ someone else in your household?

CODE ALL THAT APPLY

PROBE FULLY: Anything else?

SET [24] OF

1. Car/van
2. Motorcycle/scooter/moped
3. Vehicle parts/accessories/car stereo
4. Briefcase/handbag/shopping bag
5. Purse/wallet
6. Cash (not from meter)
7. Cheque book
8. Credit card/switch card/debit card/store card/cheque card
9. Mobile phone
10. Jewellery
11. Clothes
12. Documents (eg savings account book, passport)
13. Video equipment/camcorders
14. Television
15. Stereo/Hi-fi equipment
16. Camera
17. Computer, computer equipment including laptops
18. CDs/tapes/videos
19. House keys
20. Car keys
21. Tools
22. Bicycle
23. Garden furniture, ornaments, plants, or equipment
24. Wheely Bin/Dustbin
25. Children's toys
26. Household items/gadgets (e.g. torches, penknives, etc)
27. Sports equipment
28. Other

**+(XwhatSto) [ASK IF WhatStol=25]**

**L**

INTERVIEWER RECORD WHAT WAS TAKEN

**CarVanV** [ASK IF V72=1 OR WhatStol=1]

L

ASK OR RECORD

Can I just check, was the vehicle that was stolen a car or a light van?

NOTE: FOUR WHEEL DRIVE VEHICLES ARE CODED AS CARS

1. Car
2. Light van
3. Neither

**Model** [ASK IF V72=1 or 3 OR WhatStol =1 or 2]

L

Can you tell me the make and model of the vehicle that was stolen?

INTERVIEWER: RECORD AS MUCH DETAIL AS POSSIBLE

Text: Maximum 50 Characters

**Register** [ASK IF V72=1 or 3 OR WhatStol =1 or 2]

L

And can you tell me the full registration of the vehicle that was stolen?

INTERVIEWER : RECORD FULL REGISTRATION IF KNOWN, OTHERWISE RECORD THE YEAR LETTER (E.G. 'R', 'S', 'T', ETC.)

Text: Maximum 10 characters

**VehAge** [ASK IF V72=1 or 3 OR WhatStol =1 or 2]

L

And approximately how old was the vehicle that was stolen?

1. Less than 1 year old
2. More than 1 year, but less than 5 years old
3. More than 5 years, but less than 10 years old
4. More than 10 years old

**VehOwn1** [Ask if V72=1 or 3 or WhatStol=1or 2]

L

Can I just check, who did the vehicle that was stolen belong to?

1. Respondent
2. Other adult household member
3. Employer/ work
4. Friend
5. Other

**VehParA-**

**VehParO [ASK IF WhatSt = 3]**

**L**

What vehicle parts were stolen? CODE ALL THAT APPLY SET [13] OF

1. Radio/tape/CD/stereo/loudspeakers/hi-fi unit
2. In-car telephone
3. Two-way radio/CB radio
4. Instruments (eg clock, speedometer, etc)
5. Interior fittings (eg seat, floor covering)
6. Exterior fittings
7. Wheel/tyre/spare wheel
8. Tools kept in car (spanners, jack, screwdrivers)
9. Mechanical parts (engine, brakes, etc)
10. Fuel
11. Tax disc
12. Airbags
13. Other

**+(XvehPart) [ASK IF VehPar=13]**

**L**

INTERVIEWER RECORD WHAT VEHICLE PART STOLEN

**ExtParA-**

**ExtParM [Ask if VehPar=6]**

**L**

What kind of exterior fittings were stolen? CODE ALL THAT APPLY SET [9] OF

1. Bumpers
2. Hub caps
3. Wheel trims
4. Aerials
5. Exhaust
6. Number plates
7. Maker's badge
8. Luggage/bicycle carrier/rack
9. Wing-mirrors
10. Windscreen wipers
11. Other

**FInsCar [ASK IF V71=Yes OR Stolltem=Yes]**

**L**

ASK (OR RECORD IF OBVIOUS)  
Was any property taken from INSIDE a car or van?

1. Yes
2. No

**FoffCar** [ASK IF V71=Yes OR Stolltem=Yes]

L

ASK (OR RECORD IF OBVIOUS)

Was any property taken OFF a car, van, motorcycle, scooter or moped?

1. Yes
2. No

**VehOwn2** [ASK IF Finscar=Yes OR Foffcar=Yes AND VehOwn1 NE RESPONSE]

L

Can I just check, who did the vehicle that the property was stolen from/off belong to?

1. Respondent
2. Other adult household member
3. Employer/work
4. Friend
5. Other

**HowBrCaA-**

**HowBrCaH** [ASK IF V72=1 OR WhatStol=1 OR FinsCar=Yes]

L

How did they get into the car/van? INTERVIEWER: CODE UP TO 2 SET [2] OF

1. Door was not locked
2. Window was left open
3. Offender forced lock
4. Offender broke window
5. Offender used a key
6. Other

**+(XhowBrC)** [ASK IF HowBrCar=6]

L

INTERVIEWER RECORD HOW THEY GOT INTO CAR/VAN

**HoldStol** [ASK IF V71= Yes OR Stolltem = Yes]

SL

ASK (OR RECORD IF OBVIOUS)

Can I check, were you [/was he/she], holding, carrying or wearing (any of) what was stolen, including items in pockets of clothes being worn at the time?

1. Yes
2. No

## V.7 VEHICLE SECURITY QUESTIONS

[THESE QUESTIONS SHOULD BE ONLY ASKED ONCE IF RESPONDENT HAS HAD MORE THAN ONE VEHICLE RELATED CRIME]

**VCentLo1** [ASK IF [(V72=1) OR (WhatStol=1) OR (Flnscar=Yes)] AND [(VehOwn1=1-3)  
**L** OR (VehOwn2=1-3)]]

I now want to ask you about the security measures that the vehicle involved in the incident had AT THAT TIME.

Did it have central locking of all doors such that locking one door locked them all?

1. Yes
2. No

**VCarAla1** [ASK IF [(V72=1) OR (WhatSt=1) OR (Flnscar=Yes)] AND [(VehOwn1=1-3) OR  
**L** (VehOwn2=1-3)]]

(At the time of the incident) Did it have an alarm?

1. Yes
2. No

**VImmob1** [ASK IF [(V72=1) OR (WhatSt=1) OR (Flnscar=Yes)] AND [(VehOwn1=1-3) OR  
**L** (VehOwn2=1-3)]]

(At the time of the incident) Was the vehicle fitted with a mechanical immobiliser? That is a device which can be used to lock the steering wheel, handbrake or gearstick so that they cannot be used.

INTERVIEWER NOTE: DO NOT INCLUDE STEERING COLUMN LOCKS WHICH ARE INTEGRAL TO THE VEHICLE

1. Yes
2. No
3. Don't Know

**VImmob2** [ASK IF [(V72=1) OR (WhatSt=1) OR (Flnscar=Yes)] AND [(VehOwn1=1-3) OR  
**L** (VehOwn2=1-3)]]

(At the time of the incident) Did it have an electronic immobiliser fitted? That is a device which prevents the vehicle being driven away except if the correct key is used.

1. Yes
2. No
3. Don't Know

**VVTrack1** [ASK IF [(V72=1) OR (WhatSt=1) OR (Flnscar=Yes)] AND [(VehOwn1=1-3) OR  
**L** (VehOwn2=1-3)]]

(At the time of the incident) Did it have a tracker device that allows police to trace the vehicle?

1. Yes
2. No
3. Don't Know



**VVEtch1**      **[ASK IF [(V72=1) OR (WhatSt=1) OR (Flnscar=Yes)] AND [(VehOwn1=1-3) OR**  
**L**                    **(VehOwn2=1-3)]]**

(At the time of the incident) Did it have the registration number etched onto the windows of the vehicle?

1.      Yes
2.      No
3.      Don't Know

**VRCasCD1**      **[ASK IF [(V72=1) OR (WhatSt=1) OR (Flnscar=Yes)] AND [(VehOwn1=1-3) OR**  
**L**                    **(VehOwn2=1-3)]]**

(At the time of the incident) Did it have a radio, cassette player or CD player?

1.      Yes
2.      No

**VRemove1**      **[ASK IF RCasCD1=Yes]**  
**L**

Was this removable? That is, could you either remove the whole unit or part of the unit (for security purposes)

1.      Yes
2.      No

**VSecPIN1**      **[ASK IF RCasCD1=Yes]**

**L**

Did it have a security PIN code such that it will not work without the code?  
INTERVIEWER: NOTE DO NOT INCLUDE PROPERTY MARKING CODES

1.      Yes
2.      No

## **V.8      COSTS OF CRIME**

**ValVeh**            **[ASK IF VEHICLE STOLEN WhatStol=1 or 2 OR V72 = 1 or 3]**

**L**

What would you estimate was the replacement value of the vehicle that was stolen or taken without permission?

INTERVIEWER: ENTER £S ONLY, ACCEPT ROUGH ESTIMATE

0.....99997

**OthValVh** [ASK IF BOTH VEHICLE AND OTHER PROPERTY STOLEN (WhatStol IN  
**L** (1..2)) AND (WhatStol IN (3..25) )]

Apart from the cost of the vehicle and any fixtures and fittings, what was the value of other property taken at the same time, including the value of any items you got back?  
INTERVIEWER: ENTER £S ONLY, ACCEPT ROUGH ESTIMATE

0....99997

**TotValue** [ASK IF PROPERTY STOLEN BUT NOT A VEHICLE Whatstol NE 1 or 2]  
**L**

(Including cash) what would you estimate was the total replacement value of what was stolen, including the value of any items that you got back?  
ENTER £S ONLY, ACCEPT ROUGH ESTIMATE

0..99997

**VehFound** [ASK IF VEHICLE STOLEN Whatstol=1 or 2]  
**L**

Did you get the vehicle back?

1. Yes
2. No

**VehDam** [ASK IF VehFound = Yes]  
**L**

Was the vehicle damaged in any way?

1. Yes - write off/beyond repair
2. Yes - extensive damage but repairable
3. Yes - moderate/slight damage
3. No - no damage

**VDamVA-**  
**VDamVL** [ASK IF VehFound = 1 AND VehDam IN (1..3)]  
**L**

What damage was done to the vehicle by the time it was recovered? CODE ALL THAT APPLY SET [10] OF

1. Broken side window
2. Smashed windscreen
3. Damage to doorlock/steering lock
4. Other damage to door/bodywork
5. Slashed tyres
6. Let down tyres
7. Damaged wing mirrors
8. Scratched bodywork
9. Burnt out/fire damage
10. Other

**VDamWA-  
VDamWP  
L**            **[ASK IF VehFound=1 AND VehDam IN (1..3)]**

And was anything missing from the vehicle when it was recovered?  
CODE ALL THAT APPLY            SET [13] OF

1.        Radio/tape/CD/stereo/loudspeakers/hi-fi unit
2.        In-car telephone
3.        Two-way radio/CB radio
4.        Instruments (eg clock, speedometer)
5.        Interior fittings (eg seat, floor covering)
6.        Exterior fittings
7.        Wheel/tyre/spare wheel
8.        Tools kept in car (spanners, jack, screwdrivers)
9.        Mechanical parts (eg engine, brakes)
10.       Fuel
11.       Tax disc
12.       Airbags
13.       Other
14.       Nothing was missing

**VPropRec  
L**            **[ASK IF BOTH VEHICLE AND OTHER PROPERTY STOLEN OR JUST OTHER  
PROPERTY STOLEN WhatStol IN (3..25)]**

(Apart from the car/van/motorcycle) did you get any of the stolen money or stolen property  
back?

NOTE: EXCLUDE ANY INSURANCE PAYMENTS

1.        Yes - all
2.        Yes - some
3.        No - none/Not yet

**ValOth  
L**            **[ASK IF BOTH VEHICLE AND OTHER PROPERTY STOLEN AND BOTH  
VEHICLE AND OTHER PROPERTY RECOVERED Whatstol IN (1..2) AND  
WhatStol IN (3..25) AND (VPropRec=1 or 2) AND (VehFound=Yes)]**

Apart from the cost of the vehicle, what would you estimate was the total value of the other  
items you got back?

INTERVIEWER: ENTER £S ONLY, ACCEPT ROUGH ESTIMATE

0....99997

**ValPrRec  
L**            **[ASK IF ONLY PROPERTY STOLEN AND RECOVERED OR BOTH VEHICLE  
AND PROPERTY STOLEN AND PROPERTY RECOVERED BUT VEHICLE NOT  
RECOVERED [WhatStol IN (3..25) AND WhatStol NE 1 or 2 AND VPropRec IN  
(1..2)] OR [WhatStol IN (1..2) AND WhatStol IN (3..25) AND VehFound = No or  
DK AND VPropRec IN (1..2)]**

What would you estimate was the total replacement value of the items you got back?

ACCEPT ESTIMATE

0..99997

**V9 DAMAGE TO PROPERTY**

**DefaProp [ASK IF V77 NE Yes]**

**SL**

Can I just check, did the person/ the people who did it damage, deface or mess up anything that belonged to you or to anyone else in your household (including any damage which may have been done getting in or out)?

1. Yes
2. No

**DamDelib [ASK IF DefaProp=Yes OR V77=Yes]**

**SL**

[You mentioned earlier that property was damaged.] Do you think that the damage was done deliberately?

1. Yes
2. No

**BelongDA-  
BelongDH [ASK IF DefaProp = Yes OR V77 = Yes]**

**SL**

Who did this damaged property belong to?

CODE ALL THAT APPLY

NOTE: IF RESPONDENT IS SELF-EMPLOYED, CODE TOOLS, EQUIPMENT ETC AS BELONGING TO HIM/HER SET [6] OF

1. Respondent
2. Other adult household member
3. Child under 16 in household
4. Employer/work
5. Friend
6. Other

**WhatDamA-  
WhatDamI [ASK IF DefaProp = Yes OR V77 = Yes]**

**SL**

What did they damage? CODE ALL THAT APPLY  
SET OF [7]

1. Car/van
2. Motorcycle/scooter/moped
3. Property inside the home or flat
4. Outside of home or flat (e.g. doors, windows, walls)
5. Fences, walls, gates or items in the garden
6. Garage, shed, greenhouse or outhouse
7. Other items

**DamVehA-**

**DamVehL** [ASK IF WhatDam =1 OR 2 AND VDAMV NE RESPONSE]

**SL**

What damage did they do to the vehicle? CODE ALL THAT APPLY SET [11] OF

1. Broken side window
2. Smashed windscreen
3. Damage to door lock/steering lock
4. Other damage to door/bodywork
5. Slashed tyres
6. Let down tyres
7. Damaged wing mirrors
8. Scratched bodywork
9. Burnt out/fire damage
10. Other

**EnterCar** [ASK IF WhatDam=1]

**SL**

Was any of the damage to the car or van done in order to gain entry or try to gain entry to the vehicle?

1. Yes
2. No
3. Don't Know

**DamHomA-**

**DamHomJ** [ASK IF WhatDam = 3 OR 4]

**SL**

What damage did they do to your house or flat either inside or outside?  
CODE ALL THAT APPLY SET [8] OF

1. Broke a window
2. Broke/damage to an outside door
3. Damage to door lock
4. Graffiti
5. Soiling
6. Damaged furniture/furnishings
7. Fire damage
8. Other

**EnterHom** [ASK IF WhatDam=3 or 4]

**SL**

Was any of the damage to your house or flat done in order to gain entry or try to gain entry?

1. Yes
2. No
3. Don't Know

**DamWallA-  
DamWallF  
SL**

**[ASK IF WhatDam= 5]**

What damage did they do to the fences, walls, gates or other items in your garden?  
CODE ALL THAT APPLY SET [4] OF

1. Graffiti
2. Broke or smashed fence/wall/gate/other items
3. Fire damage
4. Other

**DamGarA-  
DamGarJ  
SL**

**[ASK IF WhatDam = 6]**

What damage did they do to your garage, shed, greenhouse or outhouse?  
CODE ALL THAT APPLY SET [8] OF

1. Broke a window
2. Broke/damage to an outside door
3. Damage to door lock
4. Graffiti
5. Soiling
6. Damaged items inside
7. Fire damage
8. Other

**EnterGar  
SL**

**[ASK IF WhatDam=6]**

Was any of the damage to your garage, shed, greenhouse or outhouse done in order to gain entry or try to gain entry?

1. Yes
2. No
3. Don't Know

**DeliFire  
SL**

**[ASK IF V77=Yes OR DefaProp=Yes]**

ASK (OR RECORD IF OBVIOUS)  
Can I just check, was there deliberate damage by fire?

1. Yes
2. No

**TotDamag  
L**

**[ASK IF V77=Yes OR DefaProp=Yes]**

(Excluding costs you have already mentioned,) what was the total value of the damage they did?  
INTERVIEWER: ENTER £s ONLY, ACCEPT ROUGH ESTIMATE. IF £20, PROMPT: IS THIS MORE THAN £20 OR £20 OR LESS?

0..99997

**TotDamS** [ASK IF V77=Yes OR DefaProp=Yes]

**S**

Was the total value of the damage they did...READ OUT

1. Nothing (ie. No cost)
2. £20 or under
3. or over £20?

**V10 COST OF LOSS OF STOLEN GOODS/DAMAGE TO PROPERTY**

**InsurCov** [ASK IF V71 = Yes OR V77 = Yes OR Stolltem = Yes OR DefaProp = Yes]

**L**

Was any of the property which was stolen or damaged covered by an insurance policy?

1. Yes
2. No

**ClaimIns** [ASK IF InsurCov = Yes]

**L**

Did you or anyone else in your household make a claim for the property which was stolen or damaged?

1. Yes
2. No
3. Not yet

**InsurPay** [ASK IF ClaimIns=Yes]

**L**

Was this claim met by the insurance company?

NOTE: INCLUDE CASH PAYMENTS, REPLACEMENT GOODS AND DIRECT PAYMENTS FOR REPAIRS (E.G. TO GARAGE, ETC.)

1. Yes - claim in full (less any policy excess)
2. Yes - claim in part
3. Not yet
4. Claim refused

**InsAmou** [ASK IF InsurPay=1 or 2]

**L**

How much did you receive from the insurance company?

INTERVIEWER: ENTER £s ONLY. ACCEPT ROUGH ESTIMATE

NOTE: INCLUDE CASH PAYMENTS, REPLACEMENT GOODS AND DIRECT PAYMENTS FOR REPAIRS (E.G. TO GARAGE, ETC.)

0..99997

**XEarnLos** [ASK ALL]

**L**

Did this incident result in any loss of earnings for yourself or anyone else in this household?

NOTE: IF NO, CODE 0

ENTER £s ONLY, ACCEPT ROUGH ESTIMATE

0..99997

**TimeOff**      **[ASK ALL]**

**L**

Did this incident result in you or anyone else in your household having to take time off work for any reason (eg. to see police, repair damage, make insurance claim, have medical attention)?

1.      Yes
2.      No

**NTimeOff**      **[ASK IF TimeOff = Yes]**

**L**

How much time would you estimate was taken off work by yourself or anyone else in your household as a result of this incident?  
INTERVIEWER CODE: IS ANSWER...

1.      IN HOURS
2.      or IN DAYS?

**NTimeHrs**      **[ASK IF NTimeOff = 1]**

**L**

CODE NUMBER OF HOURS

0..997

**NTimeDay**      **[ASK IF NTimeOff = 2]**

**L**

CODE NUMBER OF DAYS

0..997

**Ndayhrs**      **[ASK IF NTimeOff=2]**

**L**

How many hours is that in total?  
CODE NUMBER OF HOURS

0..997

**Compens**      **[ASK ALL]**

**L**

Apart from any financial losses what would be a reasonable financial sum to compensate you for the upset and inconvenience you and/or your household suffered?  
INTERVIEWER : ENTER £s ONLY, ACCEPT ROUGH ESTIMATE

0....99997



**V11 ATTEMPTED THEFT**

**TryStOth [ASK IF V75 NE Yes]**

**SL**

[Apart from what was actually stolen] Can I just check, to the best of your knowledge, did the people who did it TRY to steal anything [else] that belonged to you or any other member of your household?

1. Yes
2. No

**BelongAA-**

**BelongAH**

**[ASK IF V75 = Yes OR TryStOth = Yes]**

**SL**

[You mentioned earlier that the people tried to steal something.] Who did the property that the person tried to steal belong to? CODE ALL THAT APPLY SET [5] OF  
NOTE: IF RESPONDENT IS SELF-EMPLOYED, CODE TOOLS, EQUIPMENT ETC AS BELONGING TO HIM/HER

1. Respondent
2. Other adult household member
3. Child under 16 in household
4. Employer/work
5. Friend
6. Other

**WhTrySA-**

**WhTrySDD**

**[ASK IF V75=Yes OR TryStOth=Yes]**

**L**

What did they try to steal?  
CODE ALL THAT APPLY. SET [24] OF

1. Car/van
2. Motorcycle/scooter/moped
3. Vehicle parts/accessories/car stereo
4. Briefcase/handbag/shopping bag
5. Purse/wallet
6. Cash (not from meter)
7. Cheque book
8. Credit card/switch card/debit card/store card/cheque card
9. Mobile phone
10. Jewellery
11. Clothes
12. Documents (eg savings account book, passport)
13. Video equipment/camcorders
14. Television
15. Stereo/Hi-fi equipment
16. Camera
17. Computer, computer equipment including laptops
18. CDs/tapes/videos
19. House keys
20. Car keys
21. Tools
22. Bicycle
23. Garden furniture, ornaments, plants, or equipment
24. Wheely Bin/Dustbin

- 25. Children's toys
- 26. Household items/gadgets (torches, penknives, etc)
- 27. Sports equipment
- 28. Other

**+(XWhTrySt) [ASK IF WhTryS=24]**

**L**

INTERVIEWER RECORD WHAT THEY TRIED TO STEAL

**VehOwn3 [Ask if WhyTryS=1]**

**L**

Can I just check, who did the vehicle involved in the attempted theft belong to?

- 1. Respondent
- 2. Other adult household member
- 3. Employer/ work
- 4. Friend
- 5. Other

**InVeh [ASK IF (V75=Yes OR TryStOth=Yes) AND (WhTry NE 1)]**

**L**

ASK (OR RECORD IF OBVIOUS)

Can I just check, did they try to steal any property from INSIDE a car or van?

- 1. Yes
- 2. No

**OffVeh [ASK IF (V75=Yes OR TryStOth=Yes) AND (WhyTry NE 1)]**

**L**

ASK (OR RECORD IF OBVIOUS)

Can I just check, did they try to steal this property OFF a car, van, motorcycle, moped, or scooter?

- 1. Yes
- 2. No

**VehOwn4 [ASK IF InVeh=1 OR OffVeh=1 AND VehOwn3 NE RESPONSE]**

**L**

Can I just check, who did the vehicle where there was an attempt to steal property from/off belong to?

- 1. Respondent
- 2. Other adult household member
- 3. Employer/ work
- 4. Friend
- 5. Other

**HTryCar** [ASK IF (WhTry=1) OR (InVeh=1)]

**L**

How did they try to get into the car?

1. Door was not locked
2. Window was left open
3. Tried to force lock
4. Tried to break window
5. Used a key
6. Other

**+(XHTryCar)** [ASK IF HTryCar = 6]

**L**

INTERVIEWER: RECORD HOW THEY TRIED TO GET INTO CAR

**TryStPer** [ASK IF (V75 = Yes) OR (TryStOth = Yes)]

**SL**

ASK (OR RECORD IF OBVIOUS)

[You mentioned earlier that there was an attempt to steal something.] Can I just check, was that in [your/ his/her] personal possession, for example [were you/ was he/she], holding, carrying or wearing (any of) what they tried to steal? (This includes items in pockets of clothes being worn at the time)

1. Yes
2. No

## **V12 VEHICLE SECURITY QUESTIONS FOR ATTEMPTED THEFTS**

**VCentLo2** [ASK IF [(WhTryS=1) OR (InVeh = 1)] AND [(VehOwn3=1-3) OR (VehOwn4=1-3)]

**L**

I now want to ask you about the security measures that the vehicle involved in the incident had at the time of the incident

Did it have central locking of all doors such that locking one door locked them all?

1. Yes
2. No

**VCarAla2** [ASK IF [(WhTryS=1) OR (InVeh = 1)] AND [(VehOwn3=1-3) OR (VehOwn4=1-3)]

**L**

(At the time of the incident) Did the vehicle have an alarm?

1. Yes
2. No

**VImmob3** [ASK IF [(WhTryS=1) OR (InVeh = 1)] AND [(VehOwn3=1-3) OR  
**L** (VehOwn4=1-3)]

(At the time of the incident) Was the vehicle fitted with a mechanical immobiliser? That is a device which can be used to lock the steering wheel, handbrake or gearstick so that they can not be used.

INTERVIEWER: DO NOT INCLUDE STEERING COLUMN LOCKS WHICH ARE INTEGRAL TO THE VEHICLE

1. Yes
2. No
3. Don't Know

**VImmob4** [ASK IF [(WhTryS=1) OR (InVeh = 1)] AND [(VehOwn3=1-3) OR  
**L** (VehOwn4=1-3)]

(At the time of the incident) Did it have an electronic immobiliser fitted? That is a device which prevents the vehicle being driven away except if the correct key is used.

1. Yes
2. No
3. Don't Know

**VVTrack2** [ASK IF [(WhTryS=1) OR (InVeh = 1)] AND [(VehOwn3=1-3) OR  
**L** (VehOwn4=1-3)]

(At the time of the incident) Did it have a tracker device that allows police to trace the vehicle?

1. Yes
2. No
3. Don't Know

**VVEtch2** [ASK IF [(WhTryS=1) OR (InVeh = 1)] AND [(VehOwn3=1-3) OR  
**L** (VehOwn4=1-3)]

(At the time of the incident) Did it have the registration number etched onto the windows of the vehicle?

1. Yes
2. No
3. Don't Know

**VRCasCD2** [ASK IF [(WhTryS=1) OR (InVeh = 1)] AND [(VehOwn3=1-3) OR  
**L** (VehOwn4=1-3)]

(At the time of the incident) Did it have a radio, cassette player or CD player?

1. Yes
2. No

**VRemove2 [ASK IF RCasCD2=Yes]**

**L**

Was this removable? That is, could you either remove the whole unit or part of the unit (for security purposes)?

1. Yes
2. No

**VSecPIN2 [ASK IF RCasCD2=Yes]**

**L**

Did it have a security PIN code such that it will not work without the code?  
INTERVIEWER: DO NOT INCLUDE PROPERTY MARKING CODES

1. Yes
2. No

**V13 WHETHER FORCE OR VIOLENCE USED**

**OthOfRe [ASK ALL]**

**L**

Apart from the offenders, would you say you or anyone else were responsible in any way for what happened, because of something you or they did or forgot to do?

1. No - no-one
2. Respondent
3. Other household member
4. Respondent AND other household member
5. Other

**+(XOthRes) [ASK IF OthOfRes = 5]**

**L**

INTERVIEWER RECORD WHO ELSE WAS RESPONSIBLE

**WhyResA-**

**WhyResK**

**[ASK IF OthOfRes IN (2..5)]**

**L**

In what ways were you/they responsible?

CODE ALL THAT APPLY

PROBE FULLY : In any other way? SET [7] OF

1. Provoked offender
2. Failed to lock or bolt door, window, etc.
3. Failed to close/ left open door, window, etc.
4. Failed to set burglar alarm
5. Failed to lock away (eg didn't put in safe)
6. Failed to put away (eg left open/visible)
7. Was under the influence of alcohol
8. Other

**+(XWhyResp) [ASK IF WhyResp = 8]**

**L**

INTERVIEWER RECORD WHY THEY WERE RESPONSIBLE

**Aware [ASK ALL]**

**SL**

Can I just check, at the time it happened, were you or anyone else aware of what was happening?

1. Yes
2. No

**WhoAwaA-**

**WhoAwaF [ASK IF Aware = Yes]**

**L**

Who was aware?  
CODE ALL THAT APPLY SET [4] OF

1. Respondent
2. Other household member
3. Colleague/companion/friend
4. Other person outside household

**Weapon [ASK IF V78=Yes OR DescrOff=Yes]**

**L**

Did the person/any of the people who did it have a weapon or something they used or threatened to use as a weapon?

1. Yes
2. No

**WhatWeaA-**

**WhatWeaN [ASK IF Weapon = Yes]**

**L**

What was the weapon?  
CODE ALL THAT APPLY SET [10] OF

1. Bottle
2. Drinking glass
3. Knife
4. Screwdriver/stabbing implement
5. Stick/club/hitting implement
6. Pistol/rifle
7. Shotgun
8. Airgun/air rifle
9. Gun - can't say what sort
10. Syringe
11. Stones
12. Other

**+(XWhtWeap) [ASK IF WhatWea = 11]**

**L**

INTERVIEWER RECORD THE WEAPON USED

**UseForce** [ASK IF V710 NE YES. ON LONG VF ASK ABOUT YOU/ANYONE ON SHORT  
**SL** VF ASK ABOUT YOU]

SHOW CARD V4

Can I check, did the person/any of the people who did it actually use force or violence on [you/anyone] in any of the ways listed on this card, even if this resulted in no injury?

1. Yes
2. No

**ForceWhA-**

**ForceWhF** [ASK IF V710=Yes OR UseForce=Yes]

**L**

[You mentioned earlier that force or violence was used.] On whom did they use force or violence?

CODE ALL THAT APPLY SET [4] OF

1. Respondent
2. Other household member
3. Colleague/companion/friend
4. Other person outside household

**WhatFoA-**

**WhatFoL** [ASK IF ForceWhA = 1 on Long Victim Form OR (V710 = Yes OR UseForce =  
**SL** Yes) on Short Victim Form]

SHOW CARD V4

In what way did they use force or violence on you?

CODE ALL THAT APPLY SET [9] OF

1. Grabbed or pulled my bag, etc.
2. Grabbed or pushed me
3. Punched or slapped me
4. Kicked me
5. Hit me with a weapon
6. Raped me
7. Attempted to rape me
8. Sexually assaulted me
9. Verbal abuse
10. Other

**+(XWhtFor1) [ASK IF WhatFo = 9]**

**L**

INTERVIEWER RECORD WHAT VIOLENCE USED

**ForceU** [ASK IF ForceWho = 1]

**L**

Did you use force on the person/any of the people who used force against you, for example to defend yourself?

1. Yes
2. No

**ForceF**            **[ASK IF ForceU = Yes]**  
**L**

Which one of the following statements comes closest to describing what happened?  
Did...READ OUT

1.     You use force first
2.     or did they use force first?

**ForceD**            **[ASK IF ForceU = Yes]**  
**L**

And which one of the following statements comes closest to describing what happened?  
Did...READ OUT

1.     You use just enough force to defend yourself
2.     or did you use more force than was needed to defend yourself?

**Injury1**            **[ASK IF (UseForce = Yes) OR (V710 = Yes) OR (ForceWh = Respondent)]**  
**SL**

[You mentioned earlier that force or violence was use]. Were YOU bruised, scratched, cut or injured in any way?

1.     Yes
2.     No

**WhInjuA-**

**WhInjuL**            **[ASK IF Injury = Yes]**  
**SL**

What happened to you?  
CODE ALL THAT APPLY            SET [10] OF

1.     Minor bruising or black eye
2.     Severe bruising
3.     Scratches
4.     Cuts
5.     Broken bones
6.     Broken nose
7.     Broken/lost teeth
8.     Chipped teeth
9.     Concussion or loss of consciousness
10.    Other

**+(XInJury)**        **[ASK IF WhInju = 10]**  
**SL**

INTERVIEWER RECORD OTHER INJURY



**ThreaVio** [ASK IF (V711 NE Yes) AND (UseForce NE Yes) AND (V710 NE Yes)]  
**SL**

Did the person/ the people who did it THREATEN to use force or violence on you or anyone else or harm you in any (other) way?

1. Yes
2. No

**WhoHarA-**  
**WhoHarF** [ASK IF ThreaVio = Yes OR V711 = Yes]  
**SL**

[You mentioned earlier that the offender threatened someone.] Who did they say that they might harm?

CODE ALL THAT APPLY SET [4] OF

1. Respondent
2. Other household member
3. Colleague/companion/friend
4. Other person outside household

**WhThreA-**  
**WhThrel** [ASK IF WhoHar = 1]  
**SL**

What did they threaten to do to you?

CODE ALL THAT APPLY SET [5] OF

1. Punch/slap/kick/beat up
2. Hit with a weapon/use something as weapon
3. Sexual assault/rape
4. Kill
5. Damage property (e.g. car, house)
6. Set fire to property (e.g. car, house)
7. Other

**+(XWThrea1)** [ASK IF WhThre = 5]  
**SL**

INTERVIEWER RECORD WHAT THEY THREATENED TO DO

**DocAtt2A-**  
**DocAtt2G** [ASK IF V710=Yes OR UseForce=Yes OR V711=Yes OR ThreaVio=Yes]  
**SL**

SHOW CARD V5

Can I just check, as a result of what happened did YOU have medical attention from any of the people on this card?

CODE ALL THAT APPLY SET OF [4]

1. A trained first aider/St John's Ambulance
2. A paramedic
3. A nurse
4. A doctor
5. No medical attention

**AccidE** [ASK IF V710=Yes OR UseForce=Yes OR V711=Yes OR ThreaVio=Yes]

**L**

As a result of what happened did YOU visit an Accident and Emergency department within 24 hours of the incident?

1. Yes
2. No

**StyHos1** [ASK if DocAttn=1-4 or AccidE= 1]

**L**

Did you need to stay one night or more in hospital at all?

1. Yes
2. No

**EmotReac** [ASK ALL]

**L**

SHOW CARD V6

Many people have emotional reactions after incidents in which they are victims of crime. Did you PERSONALLY have any of these reactions after the incident?

1. Yes
2. No

**WhEmotA-**

**WhEmotL** [ASK IF EmotReac=Yes]

**L**

SHOW CARD V6

Which of these reactions did you PERSONALLY have?

CODE ALL THAT APPLY SET [9] OF

1. Anger
2. Shock
3. Fear
4. Depression
5. Anxiety/panic attacks
6. Loss of confidence/feeling vulnerable
7. Difficulty sleeping
8. Crying/tears
9. Annoyance
10. Other

**+(XWhEmot1)** [ASK IF WhEmot = 9]

**L**

INTERVIEWER RECORD OTHER EMOTIONAL REACTION

**HowAff1 [ASK IF EmotReac = Yes]**

**L**

So overall, how much were you affected? Were you affected ...READ OUT

1. Very much
2. Quite a lot
3. or just a little?

**TryPreA-**

**TryPreP**

**[ASK ALL]**

**L**

As a result of what happened what actions did you or your household take to try and prevent it happening again? DO NOT PROMPT - CODE ALL THAT APPLY

1. Improved home security (e.g alarm, locks)
2. Improved vehicle security
3. Started carrying personal security devices (alarms, whistles, weapons)
4. Started to avoid walking in/going to certain places
5. Started to avoid parking in certain places
6. Moved house/flat
7. Changed jobs
8. Try to be more alert/not so trusting of people
9. Make sure valuables are always secure/locked away
10. No longer carry valuables/money when go out
11. Make sure valuables/money are secure when going out
12. Other
13. None of these

**V14 CONTACT WITH THE POLICE ABOUT THE INCIDENT**

**CopsKnow [ASK ALL]**

**SL**

Did the police come to know about the matter?

1. Yes
2. No

**YCopNoA-**

**YCopNoO**

**[ASK IF CopsKnow = 2]**

**L**

Why not?

CODE ALL THAT APPLY SET [13] OF

1. Private / personal / family matter
2. Dealt with matter myself/ourselves
3. Reported to other authorities (eg superiors, company security staff, etc)
4. Dislike/fear of police
5. Fear of reprisal by offenders/make matters worse
6. Police could have done nothing
7. Police would not have bothered/not been interested
8. Inconvenient/too much trouble
9. No loss/damage
10. Attempt at offence was unsuccessful
11. Too trivial/not worth reporting
12. Previous bad experience of the police or courts
13. Other

**(XYCopNot) [ASK IF YCopNo=13]**

L

INTERVIEWER RECORD WHY POLICE NOT TOLD

**HowCopK [ASK IF CopsKnow=1]**

L

How did they come to know about it?

1. Police told by respondent
2. Police told by another person in respondent's household
3. Police told by another person
4. Police were there
5. Police found out by another way

**HowCTold [ASK IF HowCopK IN (1..3)]**

L

How were the police first told about the matter?

1. 999 call
2. Phone call to local police station
3. Approached/stopped an officer in the street
4. Called in at the police station
5. Other

**+(Xhowctold) [ASK IF HowCtold=5]**

L

INTERVIEWER RECORD OTHER ANSWER

**WhyRepA-**

**WhyRepO [ASK IF HowCopK IN (1..3)]**

L Can you tell me why [you/he/she] decided to report this crime to the Police?

CODE ALL THAT APPLY

PROBE: Any other reason? SET [11] OF

1. All crimes should be reported/right thing to do/duty/automatic
2. Serious/major/upsetting crime
3. In the hope that property would be recovered
4. In the hope that offenders would be caught/punished
5. For purposes of insurance claim
6. To satisfy other authorities
7. In the hope of avoiding repetition of crime to oneself (including loss of keys etc)
8. In the hope of avoiding repetition of crime to someone else
9. Needed assistance (eg to get home)
10. Third person reported crime
11. Police were on the spot
12. Other
13. Not applicable

**+(Xwhyrep) [ASK IF WhyRep=12]**

L

INTERVIEWER RECORD WHY THE POLICE WERE TOLD

**CopRace [ASK IF RaceMot=1 OR RacePoss=1 AND CopsKnow=1]**

L

Did you tell the police that the incident was racially motivated?

1. Yes
2. No
3. Not asked by police

**HowContA-**

**HowContF [ASK IF CopsKnow=1]**

L

Can I just check, did you or anyone else in your household have any FACE-TO-FACE contact with the police about this matter? CODE UP TO TWO

1. Yes, respondent
2. Yes, someone else in household
3. No, no face-to-face contact
4. Don't know/Can't remember

**WaitPol [ASK IF CopsKnow = 1]**

L

Did you have to wait at all before the police attended to this matter or did they deal with it immediately?

1. Had to wait
2. Dealt with immediately
3. Police never dealt with this matter
4. Not applicable/Victim did not want to be involved any further

**ReasWait [ASK IF WaitPol = 1]**

L

Did the length of time you had to wait seem reasonable to you or not?

1. A reasonable time
2. Not a reasonable time

**AmtPint [ASK IF CopsKnow = 1]**

L

How much INTEREST did the police show in what you/he/she had to say? Was it...READ OUT

1. as much as you thought they should
2. or less than you thought they should?

**AmtPolEf** [ASK IF CopsKnow = 1]

L

How much EFFORT would you say the police put into dealing with this matter? Was it...READ OUT

1. as much as you thought they should
2. or less than you thought they should?

**InveProg** [ASK IF CopsKnow = 1]

L

How well did they keep you/ (the victim) informed of the progress of their investigation. Was it...READ OUT

1. Very well
2. Fairly well
3. Not very well
4. or not at all well?
5. POLICE HAVE NOT INVESTIGATED

**BetInfor** [ASK IF InveProg IN (2..5)]

L

Do you think the police should have kept you/(the victim) better informed?

1. Yes
2. No
3. Not necessary - no investigation going on
4. Not necessary - did not want to be informed
5. Police had no information

**WhyBetA-**

**WhyBetJ** [ASK IF BetInfor= Yes]

L

What additional information did you want to know from the police?  
INTERVIEWER RECORD.

**SatPol** [ASK IF CopsKnow = 1]

L

Overall, were you/(the victim) satisfied or dissatisfied with the way the police handled this matter?

INTERVIEWER: IF SATISFIED ASK: Very satisfied or just fairly satisfied?

IF DISSATISFIED ASK: A bit dissatisfied or very dissatisfied?

1. Very satisfied
2. Fairly satisfied
3. A bit dissatisfied
4. Very dissatisfied
5. Too early to say

**CrimNum [ASK IF CopsKnow = 1]**

L

Did the police give you or another member of your household a crime number for this incident?

1. Yes
2. No
3. Can't remember

**PoIPhone [ASK IF CopsKnow = 1]**

L

And did they give or send you or someone in the household the telephone number of the officer responsible for your case or the telephone number of the crime desk?

1. Yes
2. No

**PoILeaf [ASK IF CopsKnow = 1]**

L

And did they give or send you or someone in the household a leaflet called 'Victims of Crime'?

1. Yes
2. No

**PoILoss [ASK IF CopsKnow = 1]**

L

Did the police ask you or someone in the household for details of the losses and/or injury your household suffered?

1. Yes
2. No

**PoIFear [ASK IF CopsKnow = 1]**

L

And did the police ask you or someone in the household whether you had any fears about being the victim of further victimisation or crime?

1. Yes
2. No

**FindOff [ASK IF CopsKnow = 1]**

L

Did the police find out or know who did it?

1. Yes
2. No
3. Not yet
4. Don't Know

**Polinfo** [ASK IF FindOff = Yes]

L

Were you or someone else in the household asked by the police if you/they wanted to be kept informed about the progress of the case?

1. Yes
2. No
3. Not yet

**Wantinf** [ASK IF PolInfo = Yes]

L

And did you or someone in the household say that you did or did not want to be kept informed?

1. Did want to be kept informed
2. Did not want to be kept informed

**PolCharg** [IF FindOff=1]

L

Did the police charge or caution someone for committing this offence?

1. Yes
2. No
3. Not yet

**HowChg** [ASK IF PolCharg = Yes]

L

How did you or someone in the household find out the police had charged or cautioned someone?

1. Told by police
2. Told by Victim Support
3. Told by Crown Prosecution Service (CPS)
4. Told by someone else

**OffCourt** [ASK IF PolCharg = Yes]

L

Did the offender go to court?

1. Yes
2. No
3. Not yet



**ToIDate** [ASK IF OffCourt = Yes]

L

Were you or someone in the household told the date of the trial or hearing?  
INTERVIEWER: TRIAL INCLUDES ANY OTHER COURT APPEARANCES

1. Yes - told by police
2. Yes - told by Victim Support
3. Yes - told by Crown Prosecution Service (CPS)
4. Yes - told by someone else
5. No

**ToldTria** [ASK IF OffCourt = Yes]

L

Were you or someone in the household told you could attend the trial or hearing?

1. Yes - told by police
2. Yes - told by Victim Support
3. Yes - told by Crown Prosecution Service (CPS)
4. Yes - told by someone else
5. No

**AttTriaA-  
AttTriaE** [ASK IF OffCourt = Yes]

L

Did you or someone in the household attend the trial or hearing?  
CODE UP TO 2 SET [2] OF

1. Yes – respondent attended
2. Yes – another household member attended
3. No

**WhyAttT** [ASK IF AttTria=Yes]

L

Did you attend as a witness, were you supporting another member of the household, or did you just go along to see what happened at the trial or hearing?

1. Attended as a witness
2. Attended to support another member of the household
3. Attended to watch only

**WhyNoAtt** [ASK IF AttTria = No]

L

Why was this?

Text : Maximum 50 characters

**LikeAttA-**

**LikeAttE** [ASK IF AttTria = No]

**L**

Would you or someone in the household have liked to attend the trial?  
CODE UP TO 2 SET [2] OF

1. Yes – respondent would have liked to attend
2. Yes – another household member would have liked to attend
3. No

**ToldRes** [ASK IF OffCourt = Yes]

**L**

Were you or someone in the household told the outcome of the trial or hearing (eg whether the offender was found guilty or not guilty)?

1. Yes - told by police
2. Yes - told by Victim Support
3. Yes - told by Crown Prosecution Service (CPS)
4. Yes - told by someone else
5. No
6. Not yet

**ToldLike** [ASK IF ToldRes = No]

**L**

Would you or someone in the household have liked to have been told the outcome of the trial or hearing?

1. Yes
2. No

## **V15 VICTIM SUPPORT**

**VSQ1A-**

**VSQ1K** [ASK ALL]

**L**

SHOW CARD V7

This card lists some of the types of information, advice or support that people sometimes need after being the victim of a crime. What types of information, advice or support would you say you/(the victim/the household) WANTED following the incident?

CODE ALL THAT APPLY SET [9] OF

1. None of these/did not want any support
2. Information from the police (e.g. whether the offender had been identified)
3. Information about security/crime prevention
4. Practical help (e.g. with clearing up or making a list of what was stolen)
5. Someone to talk to/moral support
6. Help with insurance/compensation claim (not including making a list of what was stolen)
7. Protection from further victimisation/harassment
8. Help in reporting the incident/dealing with the police
9. Other

**+(XVSQ1) [ASK IF VSQ1 = 9]**

**L**

INTERVIEWER: RECORD OTHER ANSWER GIVEN

**VSQ2A-**

**VSQ2K [ASK ALL]**

**L**

**SHOW CARD V7**

And which of these did you/(the victim/the household) actually RECEIVE following the incident?

CODE ALL THAT APPLY SET [9] OF

1. None of these/did not want any support
2. Information from the police (e.g. whether the offender had been identified)
3. Information about security/crime prevention
4. Practical help (e.g. with clearing up or making a list of what was stolen)
5. Someone to talk to/moral support
6. Help with insurance/compensation claim (not including making a list of what was stolen)
7. Protection from further victimisation/harassment
8. Help in reporting the incident/dealing with the police
9. Other

**+(XVSQ2) [ASK IF VSQ2 = 9]**

**L**

INTERVIEWER: RECORD OTHER ANSWER GIVEN

**KnowVS [ASK ALL]**

**SL [CAPI TO ALSO RECORD ANSWERS OF FOLLOW UP D RESPONDENTS ON FOLLOW UP D KNOWVS VARIABLE]**

QUESTION ONLY ASKED THE FIRST TIME IT IS COME TO; FOR SUBSEQUENT VICTIM FORMS THE PREVIOUS ANSWER IS RECORDED WITHOUT ASKING.

Victim Support Schemes are groups of volunteers trained to offer information, help and support to the victims of crime. Had you heard of Victim Support before now?

1. Yes
2. No

**ContVS [ASK IF KnowVS = Yes]**

**L**

Thinking about the incident we have been discussing, did you/(the victim/the household) have contact with Victim Support?

1. Yes – Respondent/household/victim had contact
2. No

**LikeCont** [ASK IF KnowVS= No OR ContVS = No]

L

Would it have been helpful to you/(the victim/the household) to have been contacted by Victim Support?

1. Yes
2. No

**TypeVS** [ASK IF ContVS = Yes]

L

SHOW CARD V8

Thinking about the FIRST contact you (the victim/the household) had with Victim Support. Which of these happened?

1. Victim Support sent a letter/leaflet
2. Victim Support came to home/work
3. Victim Support telephoned home/work
4. I / household member rang Victim Supportline
5. I / household member contacted local scheme
6. I / household member contacted Witness Service
7. Other

**VSLong** [ASK IF TypeVS IN (1..3)]

L

How long after the incident [was reported to the police] did Victim Support contact you?

1. Within 4 days
2. 5 to 10 days
3. More than 10 days

**SubVSaA-**

**SubVSaH**

[ASK IF ContVS = Yes]

L

Apart from this initial contact, what other types of contact have you/(has the victim/has the household) had with Victim Support?

CODE ALL THAT APPLY SET [5] OF

1. Written
2. Visits at home
3. Visits at work
4. Spoken on telephone
5. Other face-to-face contact
6. No other contact

**AdvVSA-**

**AdvVSK [ASK IF ContVS = Yes]**

**L**

SHOW CARD V9

Which of the following types of information, advice or support did Victim Support provide you/(the victim/anyone in the household) with?

CODE ALL THAT APPLY SET [9] OF

1. None of these/did not want any support
2. Information from the police (e.g. whether the offender had been identified)
3. Information about security/crime prevention
4. Practical help (e.g. with clearing up or making a list of what was stolen)
5. Someone to talk to/moral support
6. Help with insurance/compensation claim (not including making a list of what was stolen)
7. Protection from further victimisation/harassment
8. Help in reporting the incident/dealing with the police
9. Other

**+(XadvVS) [ASK IF AdvVS = 9]**

**L**

INTERVIEWER: RECORD OTHER ANSWER GIVEN

**VSHelp [ASK IF ContVS = Yes]**

**L**

How helpful was the contact with Victim Support? Was it...READ OUT

1. Very helpful
2. Fairly helpful
3. Not very helpful
4. or not at all helpful?

**ScorCrim [ASK ALL]**

**SL**

SHOW CARD V10

I would now like to ask you how serious a crime you personally think this was. On this card is a scale to show the seriousness of different crimes, with the scale going from 0 (zero) for a very minor crime like theft of milk bottles from a doorstep, to 20 for the most serious crime, murder.

How would you rate this crime on the scale from 0 to 20?

0..20

**SentOff [ASK ALL]**

L

SHOW CARD V11

On this card are the actions the police can take and the various sentences which a Court can give to people. Which of these do you think the person/people who did it should have received?

CODE ONE ONLY

1. Nothing/not a matter for the police
2. An informal warning from the police
3. An formal caution from the police
4. An official warning from the court
5. An order to pay compensation
6. A suspended prison sentence
7. A community service order
8. A probation order
9. A fine
10. A prison sentence or similar
11. A curfew/electronic tagging order
12. An order to apologise to you/the victim
13. Not sure/it depends
14. Other

**LongPr1 [ASK IF SentOff = Prison]**

L

How long do you think they should have had to spend in prison?

INTERVIEWER: IS YOUR ANSWER IN MONTHS OR YEARS?

1. Months
2. Years

**PrisMth1 [ASK IF LongPri1 = Months]**

L

INTERVIEWER: ENTER NUMBER OF MONTHS

0..36

**PrisYrs1 [ASK IF LongPri1 = Years]**

L

INTERVIEWER: ENTER NUMBER OF YEARS

0..97

**WantRep [ASK ALL]**

L

There are some schemes in which victims and offenders meet in the presence of a third party, to give victims a chance to ask offenders why they committed the offence and to say how it made them feel. Would you have accepted a chance of such a meeting after this incident?

1. Yes
2. No
3. Don't Know

**AccepRep [ASK IF WantRep=Yes AND SentOff IN (2..12)]**

**L**

Would you have accepted such a meeting with the offender(s) instead of them receiving [text from SentOff]?

1. Yes
2. No
3. Don't Know

**WantComp [ASK ALL]**

**L**

There are some schemes in which offenders compensate the victim for what has happened, for example by cleaning graffiti or by repairing criminal damage. Would you have accepted this type of compensation?

1. Yes
2. No
3. Not applicable
4. Don't Know

**AccepCom [ASK IF WantComp=Yes AND SentOff IN (2..12)]**

**L**

Would you have accepted this type of compensation instead of them receiving [text from SentOff]?

1. Yes
2. No
3. Don't Know

**VictStat [ASK IFCopsKnow = Yes]**

**L**

In some countries victims of crime are asked if they would like to make a formal statement to the police about how the crime affected them financially, physically or emotionally. This is sometimes called a Victim Personal statement. If the police had asked you to make a victim statement about the affect this incident had on you or your household would you have done so?

1. Yes
2. No

**Crime [ASK ALL]**

**SL**

Did you think that what happened was...READ OUT

1. A crime,
2. Wrong, but not a crime,
3. or just something that happens?

**+ChkDesc [ASK ALL]**

INTERVIEWER PLEASE READ AND CHECK: AT THE START OF THIS VICTIM FORM  
YOU RECORDED THE DESCRIPTION OF THE INCIDENT AS: [answer from DescrInc]

INTERVIEWER: Is there anything you would like to add to this?

PLEASE TYPE IN ANY ADDITIONAL INFORMATION HERE - IF NONE, PLEASE TYPE  
NONE

Text : Maximum 100 characters



A		
AccepCom	55	
AccepRep	55	
AccidE	43	
AdvVS (AdvVSA-AdvVSK)	53	
AgeOff (AgeOffA-AgeOffG)	19	
AgeOff1	17	
AirPort	11	
AmtPint	46	
AmtPoEf	46	
AtHome	16	
AttTria (AttTriaA-AttTriaE)	49	
Aware	39	
B		
Belong (BelongA-BelongH)	22	
BelongA (BelongAA-BelongAH)	34	
BelongD (BelongDA-BelongDH)	30	
BetInfor	47	
BusStop	11	
C		
CarVanV	23	
ChkDesc	55	
ClaimIns	32	
College	12	
ComOth	12	
Compens	34	
ComPrem	12	
ContVS	52	
CopRace	46	
CopsKnow	44	
Crime	55	
CrimeNo	1	
CrimNum	47	
CrimType	1	
D		
DamDelib	29	
DamGar (DamGarA-DamGarJ)	31	
DamHom (DamHomA-DamHomJ)	31	
DamVeh (DamVehA-DamVehL)	30	
DamWall (DamWallA-DamWallF)	31	
DateSer (DateSerA - DateSerH)	2	
DayLight	8	
DefaProp	29	
DeliFire	32	
DescrInc	5	
DescrOff	17	
Disco	10	
DocAtt2 (DocAtt2A-DocAtt2G)	43	
Drinkin1	18	
Drinkinf	19	
Druginf	20	
Druginf1	18	
E		
ElseWher	13	
EmotReac	43	
EntDoor	15	
EnterCar	30	
EnterGar	32	
EnterHom	31	
ExtPar (ExtParA-ExtParM)	24	
F		
FindOff	48	
FInsCar	24	
FOffCar	24	
ForceD	41	
ForceF	41	
ForceU	41	
ForceWh (ForceWhA-ForceWhF)	40	
FrontBac	15	
H		
HoldStol	25	
HomGarag	13	
HowAff1	44	
HowBrCa (HowBrCaA-HowBrCaH)	25	
HowChg	49	
HowCont (HowContA-HowContF)	46	
HowCopK	45	
HowCTold	45	
HowDoor (HowDoorA-HowDoorI)	15	
HowKnow (HowKnowA-HowKnowE)	20	
HowKnow1	18	
HowWind (HowWindA-HowWindF)	16	
HTryCar	36	
I		
Injury1	41	
InsAmou	33	
InsideFP	14	
InsurCov	32	
InsurPay	33	
InVeh	35	

InveProg.....	47	PolPhone.....	47
K		PrisMth1 .....	54
KnewOff .....	20	PrisYrs1 .....	54
KnewOff1 .....	18	PubBar .....	10
KnowVS .....	52	PubEnt.....	10
L		Q	
LikeAtt (LikeAttA-LikeAttE) .....	50	QtrIncid.....	4
LikeCont.....	52	QtrRecln .....	3
LongPr1 .....	54	R	
M		RaceMot.....	7
Model .....	23	RaceOff (RaceOffA-RaceOffF) .....	20
Mosque .....	12	RaceOff1 .....	18
MthInc1 .....	4	RacePoss .....	7
MthInc2 .....	4	RailStat.....	11
MthRecln.....	3	ReasWait.....	46
N		Register.....	23
Ndayhrs.....	34	RelFri.....	13
NQuart1 .....	2	S	
NQuart2 .....	2	SatPol.....	47
NQuart3 .....	2	ScorCrim .....	53
NQuart4 .....	2	Security .....	14
NQuart5 .....	3	SeenOff .....	20
NTimeDay .....	34	SeenOff1 .....	18
NTimeHrs.....	33	SentOff .....	54
NTimeOff .....	33	SportCl .....	10
NumOff.....	17	SportGr.....	10
O		Stolitem .....	22
OffCourt .....	49	StyHos1 .....	43
OffInHo2.....	13	SubVSa (SubVSaA-SubVSaH) .....	53
OffInvit.....	14	SupMkt .....	12
OffRel (OffRelA-OffRelO) .....	21	T	
OffRel1 .....	19	ThreaVio.....	42
OffSex .....	19	ThroWind.....	16
OffSex1 .....	17	TimeOff .....	33
OffVeh.....	36	TimeVict .....	8
OthEntry.....	16	TolDate.....	49
OthOfRe .....	38	ToldLike.....	50
OthValVh.....	27	ToldRes.....	50
OutHome.....	9	ToldTria .....	49
OwnHome .....	9	TotDamag .....	32
P		TotDamS .....	32
PolCharg.....	48	TotValue .....	27
PolFear .....	48	Transp .....	11
Polinfo .....	48	TryFPIns.....	14
PolLeaf.....	48	TryInsi2.....	14
PolLoss .....	48	TryPre (TryPreA-TryPreP) .....	44

TryStOth .....	34	VRemove2.....	38
TryStPer .....	36	VSecPIN1.....	27
TubeStat .....	11	VSecPIN2.....	38
TypeSec (TypeSecA-TypeSecM) ..	15	VSHelp .....	53
TypeVS .....	52	VSLong .....	52
U		VSQ1 (VSQ1A-VSQ1K).....	51
UseForce .....	40	VSQ2 (VSQ2A-VSQ2K) .....	51
V		VVEtch1 .....	26
V1 .....	1	VVEtch2 .....	38
V71 .....	5	VVTrack1 .....	26
V710.....	6	VVTrack2 .....	37
V711.....	7	W	
V712.....	7	WaitPol.....	46
V72 (V72A-V72I).....	5	WantComp .....	55
V75 .....	6	Wantinf .....	48
V77 .....	6	WantRep .....	54
V78 .....	6	Weapon .....	39
ValOth .....	29	WellKnow .....	20
ValPrRec.....	29	WhatDam (WhatDamA-WhatDamI)30	
ValVeh .....	27	WhatDo .....	17
VCarAla1.....	26	WhatFo (WhatFoA-WhatFoL) .....	41
VCarAla2 .....	37	WhatSt (WhatStA-WhatStDD).....	22
VCentLo1 .....	25	WhatWea (WhatWeaA-WhatWeaN)	
VCentLo2.....	37	.....	40
VDamV (VDamVA-VDamVL).....	28	WhEmot (WhEmotA-WhEmotL) ....	43
VDamW (VDamWA-VDamWP) .....	28	WhenVict .....	8
VehAge .....	23	WherHapp .....	7
VehDam .....	28	WherVict.....	9
VehFound .....	28	WhInju (WhInjuA-WhInjuL) .....	42
VehOwn1 .....	23	WhoAwa (WhoAwaA-WhoAwaF) ..	39
VehOwn2 .....	25	WhoHar (WhoHarA-WhoHarF) .....	42
VehOwn3.....	35	WhThre (WhThreA-WhThrel).....	42
VehOwn4 .....	36	WhTryS (WhTrySA-WhTrySDD) ....	35
VehPar (VehParA-VehParO) .....	24	WhyAttT .....	50
VictArea .....	7	WhyBet (WhyBetA-WhyBetJ) .....	47
VictStat .....	55	WhyHapp (WhyHappA-WhyHappR) 8	
VicWork .....	9	WhyNoAtt.....	50
VImmob1.....	26	WhyRep (WhyRepA-WhyRepO) ...	45
VImmob2.....	26	WhyRes (WhyResA-WhyResK) .....	39
VImmob3 .....	37	WhySkip .....	2
VImmob4 .....	37	X	
Vintro.....	1	XadvVS .....	53
VPropRec.....	29	XEarnLos .....	33
VCasCD1.....	27	XElseWh.....	13
VCasCD2 .....	38	XhowBrC .....	25
VRemove1 .....	27	Xhowctold.....	45

XHowDoor.....	16
XhowWind.....	16
XHTryCar.....	36
XInJury.....	42
XoffRel.....	21
XOffRel1.....	19
XOthEnt.....	16
XOthRes.....	38
XtypeSec.....	15
XvehPart.....	24
XVSQ1.....	51
XVSQ2.....	51
XwhatDo.....	17
XwhatSto.....	23
XWhEmot1.....	44
XWhtFor1.....	41
XWhTrySt.....	35
XWhtWeap.....	40
Xwhyrep.....	46
XWhyResp.....	39
XWThrea1.....	43
XYCopNot.....	45
Y	
YCopNo (YCopNoA-YCopNoO)....	44
YraceMo (YraceMoA-YraceMol).....	8
YrInciA.....	4
YrInciB.....	4

## MODULE ON MOBILE PHONE THEFT

**Display** [ASK ALL]

I'd now like to ask you a few questions about mobile phones.

**Mobile** [ASK ALL]

Can I just check, have you or anyone else in your household owned or had regular use of a mobile phone at any time since [the first of ^DATE^]?

INTERVIEWER: THIS INCLUDES REGULARLY CARRYING A MOBILE PHONE FOR USE IN EMERGENCIES EVEN IF SELDOM USED.

1. Yes
2. No

**MobWh-** [ASK IF Mobile=Yes AND NAdults>1]

**MobWhc10**

Who has owned or had regular use of a mobile phone in this time?  
CODE ALL THAT APPLY

[Names carried forward from Household Box (including Children)]

**MobStole** [ASK IF Mobile=Yes]

[INCLUDING anything you have already mentioned, since/Since][the first of ^DATE] have [you/you or anyone else now in your household] had a mobile phone stolen?

INTERVIEWER: IF RESPONDENT MENTIONS A THEFT THAT YOU HAVE NOT ALREADY RECORDED IN THE VICTIM FORM YOU DO **NOT** NEED TO GO BACK.

1. Yes
2. No

**NMobStol** [ASK IF MobStole=Yes]

How many times has this happened?

1..96

**MobHowSt** [ASK IF MobStole=Yes]

[Thinking about the LAST time a mobile phone was stolen, was/Was] someone carrying, wearing or using the phone at the time it was stolen?

1. Yes
2. No

**MobCarr [ASK IF MobHowSt=Yes]**

SHOW CARD J1

Can I just check, under what circumstances was the mobile phone stolen?

1. While it was being used by someone
2. While it was being carried by someone in their hand, but not being used
3. While it was on the person, and visible (e.g. on a belt or clip, in an open pocket, etc)
4. While it was on the person, but not visible (e.g. in a bag/briefcase being carried, in an inside pocket, etc)
5. While it was unattended, and visible (e.g. on a table, a desk, etc).
6. While it was unattended, and not visible (e.g. in an unattended bag/briefcase, in a locker, etc.)
7. Other (specify)

**MobWhSt [ASK IF MobStole=Yes]**

And can I just check, where was the phone stolen from?

1. From own home
2. From inside a car/van or other vehicle
3. From school/college/university
4. From place of work
5. On public transport
6. In some other public place (e.g. shop, hospital, etc)
7. In the street
8. Elsewhere (specify)

**WhMob-WhMob11 [ASK IF MobWhSt In (2..7)]**

Who was the phone stolen from?

INTERVIEWER : THE PERSON WHO THE PHONE WAS STOLEN FROM MIGHT NOT HAVE BEEN THE OWNER OF THE PHONE

[Household members from Household Box]

+

Other (for non-household members)

**MobCopsK [ASK IF MobStole=Yes]**

Was the theft reported to the police?

1. Yes
2. No

I	
IntMob.....	1
M	
MobCarr.....	2
MobCopsK.....	2
MobHowSt.....	1
Mobile.....	1
MobStole.....	1
MobWho.....	1
MobWhSt.....	2
N	
NMobStol.....	1
W	
WhoMobSt.....	2

## MODULE ON PERFORMANCE OF THE CRIMINAL JUSTICE SYSTEM

[THESE QUESTIONS ASKED OF 40,000 CORE SAMPLE AND 3,000 ETHNIC SAMPLE]

### **ConfOff [ASK ALL CORE + ETHNIC SAMPLE]**

SHOW CARD J1

Thinking about the Criminal Justice System as a whole, that is, the police, the Crown Prosecution Service, the courts, prison and probation services, please choose a phrase from this card to show how confident you are that it... is effective in bringing people who commit crimes to justice?

1. Very confident
2. Fairly confident
3. Not very confident
4. Not at all confident

### **ConfVict [ASK ALL CORE + ETHNIC SAMPLE]**

SHOW CARD J1

(How confident are you that the Criminal Justice System...) meets the needs of victims of crime?

1. Very confident
2. Fairly confident
3. Not very confident
4. Not at all confident

### **ConfRig [ASK ALL CORE + ETHNIC SAMPLE]**

SHOW CARD J1

(How confident are you that the Criminal Justice System...) respects the rights of people accused of committing a crime and treats them fairly?

1. Very confident
2. Fairly confident
3. Not very confident
4. Not at all confident

### **ConfCase [ASK FULL CORE SAMPLE + ETHNIC BOOST]**

SHOW CARD J1

(How confident are you that the Criminal Justice System...) deals with cases promptly and efficiently?

1. Very confident
2. Fairly confident
3. Not very confident
4. Not at all confident



**EffRed [ASK ALL CORE + ETHNIC SAMPLE]**

SHOW CARD J2

And how effective do you think the Criminal Justice System as a whole is in reducing crime?

1. Very effective
2. Fairly effective
3. Not very effective
4. Not at all effective

**EffYng [ASK ALL CORE + ETHNIC SAMPLE]**

SHOW CARD J2

And how effective do you think it is in dealing with young people accused of crime?

1. Very effective
2. Fairly effective
3. Not very effective
4. Not at all effective

**JobPol [ASK ALL CORE + ETHNIC SAMPLE]**

SHOW CARD J3

We would like to know how good a job you think each of the groups of people who make up the Criminal Justice System are doing. Please give an answer from this card.

How good a job do you think THE POLICE are doing?

1. Excellent
2. Good
3. Fair
4. Poor
5. Very poor

**JobCPS [ASK ALL CORE + ETHNIC SAMPLE]**

SHOW CARD J3

How good a job do you think the CROWN PROSECUTION SERVICE, that is the body responsible for making prosecutions, is doing?

1. Excellent
2. Good
3. Fair
4. Poor
5. Very poor

**JobJud [ASK ALL CORE + ETHNIC SAMPLE]**

SHOW CARD J3

How good a job do you think JUDGES are doing?

1. Excellent
2. Good
3. Fair
4. Poor
5. Very poor

**JobMag [ASK ALL CORE + ETHNIC SAMPLE]**

SHOW CARD J3

How good a job do you think MAGISTRATES are doing?

1. Excellent
2. Good
3. Fair
4. Poor
5. Very poor

**JobPri [ASK ALL CORE + ETHNIC SAMPLE]**

SHOW CARD J3

How good a job do you think the PRISONS are doing?

1. Excellent
2. Good
3. Fair
4. Poor
5. Very poor

**JobProb [ASK ALL CORE + ETHNIC SAMPLE]**

SHOW CARD J3

How good a job do you think the PROBATION SERVICES are doing?

1. Excellent
2. Good
3. Fair
4. Poor
5. Very poor

**JobJuv [ASK ALL CORE + ETHNIC SAMPLE]**

SHOW CARD J3

How good a job do you think the JUVENILE COURTS are doing?

1. Excellent
2. Good
3. Fair
4. Poor
5. Very poor

C	
ConfCase.....	1
ConfOff .....	1
ConfRig.....	1
ConfVict .....	1
E	
EffRed.....	2
EffYng .....	2
J	
JobCPS.....	2
JobJud .....	3
JobJuv .....	3
JobMag .....	3
JobPol .....	2
JobPri.....	3
JobProb .....	3

## FOLLOW-UP MODULE A (EXPERIENCES OF THE POLICE)

### A1 WHETHER RESPONDENT KNOWS ANY POLICE OFFICERS

**PCName** [ASK ALL FUA PLUS 2,250 OF ETHNIC BOOST SAMPLE]

Now I'd like to ask you some questions about the police. Do you know any police officers well enough to talk to, or by name?

1. Yes
2. No

**PCWhoA-  
PCWhoJ** [ASK IF PCName=Yes]

Who are they?  
CODE ALL THAT APPLY SET [8] OF

1. Respondent in police
2. Husband, wife or other household member in police
3. Other relative in police
4. Close friend in police
5. Neighbours/acquaintances
6. Local Officers seen on duty
7. Officers seen through work
8. Other

[QUESTIONS ON THE POLICE ARE NOT ASKED OF INFORMANTS WHERE THEY OR A MEMBER OF THEIR HOUSEHOLD ARE IN THE POLICE]

### A2 RESPONDENT CONTACT WITH POLICE

**AnyContP** [ASK IF NOT PCWhoA or PCWhoB = 1]

SHOW CARD A1

Now I am going to ask you about contacts you may have had with the police. In the last [13 to 14 months since the first of January 2000/12 months since the first of ^DATE^], have you YOURSELF contacted the police either by telephone, or in the street, or by calling at a police station, for any of the reasons shown on this card? Please include anything you have already talked about.

1. Yes
2. No

**WhatCoA-  
WhatCoS**

**[ASK IF AnyConPC = Yes]**

SHOW CARD A1

For what reasons on this card have you YOURSELF contacted the police?

CODE ALL THAT APPLY SET [17] OF

1. A. To report a crime of which you or someone in your household was the victim
2. B. To report a crime of which someone else, NOT IN YOUR HOUSEHOLD, was the victim
3. C. Because you were told or asked to do so (eg to show documents, give a statement)
4. D. To report a traffic accident or medical emergency
5. E. To report a burglar alarm ringing
6. F. To report a car alarm going off
7. G. To report any other suspicious circumstances or persons
8. H. To report any type of disturbance, noise or nuisance (apart from alarms going off)
9. I. To report a missing person
10. J. To report that you had lost something (including animals)
11. K. To report that you had found something (including animals)
12. L. To tell them that your home was going to be empty
13. M. To report any other type of problem or difficulty
14. N. To ask for directions or the time
15. O. To ask for any other sort of advice or information
16. P. To give them any other sort of information
17. Q. Just for a social chat

**RecCont**

**[ASK IF MORE THAN ONE TYPE OF CONTACT AT WhatCo OTHER THAN WhatCoC (TOLD TO), WhatCoN (DIRECTIONS) OR WhatCoQ (SOCIAL CHAT). IF ONLY HAD CONTACT BECAUSE TOLD TO, TO ASK FOR DIRECTIONS OR FOR SOCIAL CHAT GO TO INTERNET]**

SHOW CARD A2

(Apart from being told to contact the police, ask for directions or the time, or having a social chat) Which of these contacts with the police was the most recent?

1. A. To report a crime of which you or someone in your household was the victim
2. B. To report a crime of which someone else, NOT IN YOUR HOUSEHOLD, was the victim
3. D. To report a traffic accident or medical emergency
4. E. To report a burglar alarm ringing
5. F. To report a car alarm going off
6. G. To report any other suspicious circumstances or persons
7. H. To report any type of disturbance, noise or nuisance (apart from alarms going off)
8. I. To report a missing person
9. J. To report that you had lost something (including animals)
10. K. To report that you had found something (including animals)
11. L. To tell them that your home was going to be empty
12. M. To report any other type of problem or difficulty
13. O. To ask for any other sort of advice or information
14. P. To give them any other sort of information

**ToldCrim** [ASK if RecCont =1 or 2]

Have you already told me about this incident?

1. Yes
2. No

**VFCrim** [ASK IF ToldCrim=1]

INTERVIEWER: ON WHICH VICTIM FORM WAS THE INCIDENT RECORDED?

1..6

**[IF INCIDENT HAS ALREADY BEEN RECORDED ON THE VICTIM FORM GO TO INTERNET]**

**CopWait** [ASK ALL WHO HAVE CONTACTED THE POLICE RECENTLY – OTHER THAN BEING TOLD TO, DIRECTIONS OR SOCIAL CHAT AND NOT ON A VICTIM FORM]

(Thinking about the most recent occasion when you contacted the police) Can you tell me about the way they responded? Did you have to wait at all before the police attended to the matter or did they deal with it immediately?

1. Had to wait
2. Dealt with immediately
3. Police never dealt with this matter
4. Not applicable/Victim did not want to be involved any further

**CopWait2** [ASK IF CopWait=1]

Did the length of time you had to wait seem reasonable to you or not?

1. A reasonable time
2. Not a reasonable time

**Polinter** [ASK IF ANSWERED CopWait]

How much INTEREST did the police show in what you had to say? Was it...READ OUT

1. As much as you thought they should
2. or less than you thought they should?

**CopEff** [ASK IF ANSWERED CopWait]

How much EFFORT would you say the police put into dealing with this matter? Was it...READ OUT

1. As much as you thought they should
2. or less than you thought they should?

**Copinfo** [ASK IF ANSWERED CopWait]

And how well did they keep you informed about what was happening? Was it...READ OUT

1. Very well
2. Fairly well
3. Not very well
4. or not at all well?

**Moreinfo** [ASK IF Copinfo NE 1]

Do you think the police should have kept you/(the victim) better informed?

1. Yes
2. No
3. Not necessary - no investigation going on
4. Not necessary - did not want to be informed
5. Police had no information

**CopSat** [ASK IF ANSWERED CopWait]

Overall, were you satisfied or dissatisfied with the way the police handled this matter?

INTERVIEWER: IF SATISFIED ASK: Very satisfied or just fairly satisfied?  
IF DISSATISFIED ASK: A bit dissatisfied or very dissatisfied?

1. Very satisfied
2. Fairly satisfied
3. A bit dissatisfied
4. Very dissatisfied

**A3 CONTACTING THE POLICE BY INTERNET**

**Internet** [ASK IF NOT PCWhoA or PCWhoB = 1]

Do you personally use the Internet to either send e-mails or access Internet websites?

1. Yes
2. No

**InternY** [ASK IF Internet=Yes]

If you were able to contact the police using the Internet, for example, to report a crime, to provide information, or to request information, would you use this service?

1. Yes
2. No
3. SPONTANEOUS : Would use it for some things, but not others

**InternN [ASK IF Internet=No]**

If you DID use the Internet and were able to contact the police using it, for example, to report a crime, to provide information, or to request information, would you use this service?

1. Yes
2. No
3. SPONTANEOUS : Would use it for some things, but not others

**A4 RESPONDENT IN VEHICLE STOPPED BY POLICE**

**PStopCar [ASK IF NOT PCWhoA or PCWhoB = 1]**

Have you EVER been in a car or on a motorcycle which was approached or stopped by police officers?

1. Yes
2. No

**CarStpYr [ASK IF PStopCar = Yes]**

Has this happened at all since [the first of January 2000/the first of ^DATE^]?

1. Yes
2. No

**NCarStp [ASK IF CarStpYr = Yes]**

How many times have you been stopped since [the first of January 2000/the first of ^DATE^]? CODE 97 IF TOO MANY TO COUNT

1..97

**CopReas1 [ASK IF CarStpYr=Yes]**

(Thinking just about the last occasion when this happened) Did the officer give a reason for stopping you?

1. Yes
2. No

**StopRea1 [ASK IF Copreas1=Yes]**

What was the reason? DO NOT READ OUT. CODE ONE ONLY.

1. Speeding
2. Some other driver related behaviour
3. Some vehicle defect
4. Parking offence
5. Other motoring/traffic offence
6. To check car ownership
7. Routine check (checking tax disc, brake lights, tyres etc)
8. Some other (non motoring non vehicle) offence
9. Police had received information (tip-off) about an offence
10. Case of mistaken identity
11. Some matter other than offence



**+(XstpRea) [ASK IF Stoprea1=11]**

INTERVIEWER: RECORD OTHER ANSWER

**GoodRea1 [ASK IF Copreas=1]**

Would you say that this was a good enough reason?

1. Yes
2. No

**StopFeA-  
StopFeJ [ASK IF CarStpYr=Yes]**

SHOW CARD A3

Looking at this card, please choose the word or words that describe how you felt when you were last stopped by the police?

CODE ALL THAT APPLY SET [7] OF

1. Angry
2. Embarrassed
3. Upset
4. Guilty
5. Worried
6. Grateful
7. Not worried/did not mind/no feelings
8. Other feeling
9. SPONTANEOUS : Don't remember

**+(XstopFeel) [ASK IF StopFeel=8]**

INTERVIEWER: RECORD OTHER WORDS.

**SearcVeh [ASK IF CarStpYr = Yes]**

Can I just check, did they search the vehicle or anyone in it the last time this happened?

1. Yes
2. No

**CopOffR1 [ASK IF SearcVeh = Yes]**

Did the officer fill out an official form about the search?

1. Yes
2. No

**CopOffF [ASK IF CopOffR1=Yes]**

Were you offered a copy of this form at the time?

1. Yes
2. No

**CopActAA-CopActAP [ASK IF CarStpYr=Yes]**

**SHOW CARD A4**

Which of these did the officer do? CODE ALL THAT APPLY SET [14] OF

1. Gave an on the spot warning about offence committed
2. Said they would issue a summons
3. Said they might issue a summons
4. Made an arrest
5. Carried out a breath test
6. Issued a Fixed Penalty Notice for an offence (£20 or £30 or £40)
7. Told to take documents to the police station
8. Gave a warning about a vehicle fault
9. Issued a Vehicle Defect Rectification Notice
10. Gave some advice about vehicle maintenance
11. Gave some advice about driving
12. Gave a copy of form stating reasons for search
13. Just asked questions
14. Something else

**+(XcopAct1) [ASK IF CopAct=14]**

INTERVIEWER: RECORD OTHER ANSWER

**AboutMot [ASK IF CopActAA or CopActAB or CopActAC or CopActAD or CopActAE IN (1..5)]**

Can I just check, was this about a motoring offence?

1. Yes
2. No

**Prosec1 [ASK IF CarStpYr=YES]**

Can I just check, were you or was anyone with you, actually prosecuted?

1. Yes – respondent prosecuted
2. Someone else prosecuted
3. No

**CopInt1 [ASK IF CarStpYr=Yes]**

How much INTEREST did the police show in what you had to say? Was it...READ OUT

1. As much as you thought they should
2. or less than you thought they should?

**CopPoli1** [ASK IF CarStpYr=Yes]

And how polite were they in dealing with you? Were they ...READ OUT

1. Very polite
2. Fairly polite
3. Fairly impolite
4. or very impolite?

**CopFair1** [ASK IF CarStpYr=YES]

And how fairly would you say the police treated you on this occasion? Was it...READ OUT

1. Very fairly
2. Quite fairly
3. Quite unfairly
4. or very unfairly?

**CopSat1** [ASK IF CarStpYr=YES]

Overall, were you satisfied or dissatisfied with the way the police handled the matter?

INTERVIEWER: IF SATISFIED ASK: Was that very satisfied or just fairly satisfied?

IF DISSATISFIED ASK: A bit dissatisfied or very dissatisfied?

1. Very satisfied
2. Fairly satisfied
3. A bit dissatisfied
4. Very dissatisfied

**PViewCh** [ASK IF CarStpYr=YES]

Did this incident change your view of the police at all? Did you view them... READ OUT

1. More favourably
2. Less favourably
3. or did it not change your view of the police?

**A5 RESPONDENT ON FOOT STOPPED BY POLICE**

**PStopFt** [ASK IF PcWho NE 1 or 2]

Have you EVER been stopped and asked questions by the police when you were on foot?

1. Yes
2. No

**YrFtStop** [ASK IF PStopFt = Yes]

Has this happened at all since [the first of January 2000/the first of ^DATE^]?

1. Yes
2. No

**NStopFt** [ASK IF YrFtStop = Yes]

How many times has this happened?  
CODE 97 IF TOO MANY TO COUNT

1..97

**CopReas2** [ASK IF YrFtStop=Yes]

(Thinking just about the last occasion when this happened) Did the officer give a reason for stopping you?

1. Yes
2. No

**ReasStp2** [ASK IF CopReas2=Yes]

Was this because they thought an offence had been committed, or for some other reason?

1. Because thought an offence had been committed
2. For some other reason

**GoodRea2** [ASK IF Copreas2=Yes]

Would you say that this was a good enough reason?

1. Yes
2. No

**Searc** [ASK IF YrFtStop = Yes]

(The last occasion when this happened) Did the officer search you or anyone with you, or look into any bags or cases?

1. Yes
2. No

**WhoSearA-**

**WhoSearF** [ASK IF Searc = Yes]

Did they search... READ OUT CODE ALL THAT APPLY SET [4] OF

1. You (THE RESPONDENT)
2. Someone else
3. Your (RESPONDENT'S) bags or cases
4. or someone else's bags or cases?

**SchForm** [ASK IF Searc = Yes]

Did the officer fill out an official form about the search?

1. Yes
2. No

**SchFrmOf [ASK IF SchForm=Yes]**

Were you offered a copy of this form at the time?

1. Yes
2. No

**CopReas3 [ASK IF Sear=Yes]**

Did the officer give a reason for the search?

1. Yes
2. No

**GoodRea3 [ASK IF CopReas3=Yes]**

Would you say that this was a good enough reason?

1. Yes
2. No

**CopActBA-  
CopActBK [ASK IF YrFtStop=Yes]**

**SHOW CARD A5**

Which of these did the officer do?      CODE ALL THAT APPLY      SET [8] OF

1. Gave an on the spot warning about offence committed
2. Told they would issue a summons
3. Told they might issue a summons
4. Arrested
5. Took name and address
6. Gave a copy of form stating reasons for search
7. Just asked questions
8. Something else
9. None of these

**+(XcopAct2) [ASK IF CopAct=8]**

INTERVIEWER: RECORD OTHER ANSWER

**Prosec2 [ASK IF CopActBA or CopActBB or CopActBC or CopActBD =1]**

Can I just check, were you or was anyone with you, actually prosecuted?

1. Yes – respondent prosecuted
2. Someone else prosecuted
3. No

**CopInt2 [ASK IF YrFtStop=YES]**

How much INTEREST did the police show in what you had to say? Was it...READ OUT

1. As much as you thought they should
2. or less than you thought they should?

**CopPoli2 [ASK IF YrFtStop=Yes]**

And how polite were they in dealing with you? Were they ...READ OUT

1. Very polite
2. Fairly polite
3. Fairly impolite
4. or very impolite?

**CopFair2 [ASK IF YrFtStop=YES]**

And how fairly would you say the police treated you on this occasion? Was it...READ OUT

1. Very fairly
2. Quite fairly
3. Quite unfairly
4. or very unfairly?

**CopSat2 [ASK IF YrFtStop=YES]**

Overall, were you satisfied or dissatisfied with the way the police handled the matter?

INTERVIEWER: IF SATISFIED ASK: Was that very satisfied or just fairly satisfied?

IF DISSATISFIED ASK: A bit dissatisfied or very dissatisfied?

1. Very satisfied
2. Fairly satisfied
3. A bit dissatisfied
4. Very dissatisfied

**PViewCh2 [ASK IF YrFtStop=YES]**

Did this incident change your view of the police at all? Did you view them....READ OUT

1. More favourably
2. Less favourably
3. or did it not change your view of the police?

**A6 POLICE CONTACT WITH RESPONDENT**

**PolCont [ASK IF PcWho NE 1 or 2]**

SHOW CARD A6

This card shows some of the reasons why the police may contact people, whether at home or anywhere else. Apart from anything else you have already told me about, have the police contacted you at all since [the first of January 2000/the first of ^DATE^] for any of these reasons?

1. Yes
2. No

**WhyPolCA-WhyPolCK [ASK IF PolCont=Yes]**

SHOW CARD A6

For what reasons on this card have the police contacted you? CODE ALL THAT APPLY

1. A. To return missing property or animal
2. B. To deal with ringing burglar alarm
3. C. Investigate other noise or disturbance
4. D. Asking for information in connection with a crime that had been committed
5. E. Investigate an accident or traffic offence in which you were involved
6. F. To search your house
7. G. To make an arrest
8. H. To ask you to move on
9. I. Other reason

**MostRex [ASK OR RECORD IF INFORMANT HAS SAID THEY HAVE BEEN CONTACTED BY THE POLICE OTHER THAN TO RETURN MISSING PROPERTY/ANIMAL OR TO DEAL WITH A RINGING BURGLAR ALARM]**

SHOW CARD A7

(Apart from the police contacting you to return missing property or an animal or to deal with a ringing burglar alarm). Which of these contacts with the police was most recent?

1. C. Investigate other noise or disturbance
2. D. Asking for information in connection with a crime that had been committed
3. E. Investigate an accident or traffic offence in which you were involved
4. F. To search your house
5. G. To make an arrest
6. H. To ask you to move on
7. I. Other reason

**Polint3 [ASK IF PolCont=Yes AND (Any of WhyPolCC – WhyPolCH = 1)]**

Now I want to ask you a few questions about this most recent contact. Thinking just about this most recent contact, how much INTEREST did the police show in what you had to say? Was it....READ OUT

1. As much as you thought they should
2. or less than you thought they should?

**CopPoli3 [ASK IF PolCont=Yes AND (Any of WhyPolCC – WhyPolCH = 1)]**

And how polite were they in dealing with you? Were they...READ OUT

1. Very polite
2. Fairly polite
3. Fairly impolite
4. or very impolite?

**CopFair3 [ASK IF PolCont=Yes AND (Any of WhyPolCC – WhyPolCH = 1)]**

And how fairly would you say the police treated you on this occasion? Was it...READ OUT

1. Very fairly
2. Quite fairly
3. Quite unfairly
4. or very unfairly?
5. Not applicable

**CopSat3 [ASK IF PolCont=Yes AND (Any of WhyPolCC – WhyPolCH = 1)]**

Overall, were you satisfied or dissatisfied with the way the police handled this matter?  
INTERVIEWER: IF SATISFIED ASK: Very satisfied or just fairly satisfied?  
IF DISSATISFIED ASK: A bit dissatisfied or very dissatisfied?

1. Very satisfied
2. Fairly satisfied
3. A bit dissatisfied
4. Very dissatisfied

**A6 ATTITUDES TO THE POLICE**

**RatPolic [ASK IF NOT (PCWhoA or PCWhoB =1)]**

I would now like to talk about how the police perform their job. Taking everything into account, would you say the police IN THIS AREA do a good job or a poor job?  
INTERVIEWER PROMPT IF GOOD : very good or fairly good?  
PROMPT IF POOR : very poor or fairly poor?

1. Very good
2. Fairly good
3. Fairly poor
4. Very poor

**CopBehav [ASK IF NOT (PCWhoA or PCWhoB =1)]**

Have you ever been really annoyed about the way a police officer behaved towards you or someone you know, OR about the way the police handled a matter in which you were involved?

1. Yes - towards respondent
2. Yes - towards someone else
3. Yes - towards both respondent and someone else
4. No



**CopBeh5Y [ASK IF CopBehav IN (1..3)]**

Has this happened at all in the last FIVE years?

1. Yes
2. No

**NCopBeh5 [ASK IF CopBeh5Y = Yes]**

How many times has it happened in the last five years?  
IF TOO MANY TIMES TO COUNT THEN RECORD AS 97  
1..97

**ReasBeA-  
ReasBeM [ASK IF CopBeh5Y = Yes]**

Last time you were really annoyed, what was the reason?  
DO NOT READ OUT CODE ALL THAT APPLY SET [11] OF

1. Slow to arrive/did not come when sent for
2. Used undue FORCE OR VIOLENCE, or ASSAULTED someone
3. Behaved ILLEGALLY/broke the rules
4. Behaved UNREASONABLY or unfairly
5. Offenders NOT CAUGHT/property NOT RECOVERED
6. Did nothing/DIDN'T DO ENOUGH
7. DID WRONG THING/were incompetent
8. DID NOT keep person INFORMED/DID NOT COME BACK
9. RACIST language or behaviour
10. Manner UNFRIENDLY/rude/arrogant/over-casual etc.
11. Other reason

**+(XreasBeh) [ASK IF ReasBe=11]**

INTERVIEWER: RECORD OTHER ANSWER GIVEN

**ActCompl [ASK IF CopBehav = 1 to 3]**

Have you made, or tried to make, an official complaint in the last five years?

1. Yes - made a complaint
2. Tried but failed to make a complaint
3. No

**NActComp [ASK IF ActCompl = Yes]**

How many times have you made an official complaint in the last five years?  
INTERVIEWER: IF TOO MANY TIMES TO COUNT, CODE 97

1...97

**YrComp [ASK IF ActCompl = Yes]**

In what year did you last make a complaint?

1. 1995
2. 1996
3. 1997
4. 1998
5. 1999
6. 2000
7. 2001

**SatisCom [ASK IF ActCompl= 1 or 2]**

Overall, were you satisfied or dissatisfied with the way the police dealt with your complaint?  
INTERVIEWER: PROMPT IF SATISFIED: Was that very satisfied or just fairly satisfied?  
PROMPT IF DISSATISFIED: Was that a bit dissatisfied or very dissatisfied?

1. Very satisfied
2. Fairly satisfied
3. A bit dissatisfied
4. Very dissatisfied

**PCompCh [ASK IF ActCompl=1 or 2]**

Were you aware of any changes to the police complaints procedure either before or after you made your complaint?

1. Yes, before I made my complaint
2. Yes, after I made my complaint
3. No, not aware of any changes

**WhyNoCom [ASK IF ActCompl=2 or 3]**

Why did you not (manage to) make a complaint?  
DO NOT PROMPT. CODE ONLY ONE REASON

1. Did not know who to complain to
2. Could not understand complaints procedure
3. Worried about police response
4. Unsure of consequences of making a complaint/did not know what would happen
5. Too long after the incident/left it too late
6. I was not the appropriate person to make the complaint/none of my business
7. Could see no benefit to making a complaint/no point

**PersView [ASK FIRST HALF OF FUA + 1,125 OF ETHNIC SAMPLE AND IF NOT (PCWhoA or PCWhoB =1)]**

SHOW CARD A8

Overall, which of the statements on this card best describes how you PERSONALLY view the police?

1. I view them with great respect
2. I view them with respect
3. I view them with neither respect nor disrespect
4. I view them with disrespect
5. I view them with great disrespect

**GenView** [ASK FIRST HALF OF FUA + 1,125 OF ETHNIC SAMPLE AND IF NOT (PCWhoA or PCWhoB =1)]

SHOW CARD A9

Overall, which of the following statement best describes how you think the police are viewed by society today?

1. Viewed with great respect
2. Viewed with respect
3. Viewed with neither respect nor disrespect
4. Viewed with disrespect
5. Viewed with great disrespect

**FamJoinA-  
FamJoinH** [ASK FIRST HALF OF FUA + 1,125 OF ETHNIC SAMPLE AND IF NOT (PCWhoA or PCWhoB =1)]

SHOW CARD A10

Looking at this card, please tell me which words and phrases would best match how you would feel if a member of your family or a close friend was interested in joining the police? CODE ALL THAT APPLY SET [5] OF

1. Enthusiastic
2. Supportive
3. Concerned about their safety
4. Disapproving
5. Other
6. DO NOT PROMPT: None of these

**+(XfamJoin)** [ASK IF FamJoin =5]

INTERVIEWER: RECORD OTHER ANSWER GIVEN

**PoITask1** [ASK FIRST HALF OF FUA + 1,125 OF ETHNIC SAMPLE AND IF NOT (PCWhoA or PCWhoB =1)]

SHOW CARD A11

On this card are some of the things that the police are asked to do. Which of these do you think is the MOST important thing the police have to do?

1. A. Giving crime prevention advice
2. B. Responding to emergency calls
3. C. Detecting and arresting offenders
4. D. Patrolling on foot
5. E. Patrolling in cars
6. F. Providing help and support to victims of crime
7. G. Using CCTV to monitor public areas
8. H. Policing traffic
9. I. Working with schools and young people

**PoITask2 [ASK IF PoITask1 IN (1..9)]**

SHOW CARD A11

And which of these do you think is the NEXT most important thing the police have to do?

1. A. Giving crime prevention advice
2. B. Responding to emergency calls
3. C. Detecting and arresting offenders
4. D. Patrolling on foot
5. E. Patrolling in cars
6. F. Providing help and support to victims of crime
7. G. Using CCTV to monitor public areas
8. H. Policing traffic
9. I. Working with schools and young people

[Only show answers not given at PoITask1]

**PoITask3 [ASK IF PoITask2 IN (1..9)]**

SHOW CARD A11

And which do you think is the NEXT most important thing?

1. A. Giving crime prevention advice
2. B. Responding to emergency calls
3. C. Detecting and arresting offenders
4. D. Patrolling on foot
5. E. Patrolling in cars
6. F. Providing help and support to victims of crime
7. G. Using CCTV to monitor public areas
8. H. Policing traffic
9. I. Working with schools and young people

[Only show answers not given at PoITask1 and PoITask2]

**PoIPri1A-  
PoIPri1N**

**[ASK SECOND HALF OF FUA + 1,125 OF ETHNIC SAMPLE AND IF NOT  
(PCWhoA or PCWhoB =1)]**

SHOW CARD A12

The police have to deal with a number of different types of crime and the time they have is limited. From the crimes listed on this card which THREE crimes do you think the police in your local area should give priority to tackling?

INTERVIEWER: CODE UP TO 3 SET[3] OF

1. A. Burglary
2. B. Sex crimes/sexual assault
3. C. Drug dealing
4. D. Muggings/street robberies
5. E. Assault
6. F. Racial attacks/abuse
7. G. Domestic violence
8. H. Taking drugs
9. I. Vehicles being stolen/joyriding
10. J. Some other crime
11. DO NOT PROMPT : None of these
12. DO NOT PROMPT : All should be priority

**+(PolPriO) [ASK IF PolPri1 = 10]**

ENTER THE OTHER TYPE OF CRIME HERE

**PolPri2 [ASK IF (Any of PolPri1A – PolPri1N = 1) and more than one answer given]**

SHOW CARD A12

And which of the crimes you have just mentioned do you think the police in your local areas should give HIGHEST priority to?

1. A. Burglary
2. B. Sex crimes/sexual assault
3. C. Drug dealing
4. D. Muggings/street robberies
5. E. Assault
6. F. Racial attacks/abuse
7. G. Domestic violence
8. H. Taking drugs
9. I. Vehicles being stolen/joyriding
10. J. Some other crime
11. DO NOT PROMPT: None of these
12. DO NOT PROMPT: All should be priority

[ONLY SHOW CODES MENTIONED AT PolPri1]

**PolPri3 [ASK IF (Any of PolPri1A – PolPri1N = 1) and more than two answers given]**

SHOW CARD A12

And which do you think they should give the NEXT highest priority to?

1. A. Burglary
2. B. Sex crimes/sexual assault
3. C. Drug dealing
4. D. Muggings/street robberies
5. E. Assault
6. F. Racial attacks/abuse
7. G. Domestic violence
8. H. Taking drugs
9. I. Vehicles being stolen/joyriding
10. J. Some other crime
11. DO NOT PROMPT: None of these
12. DO NOT PROMPT: All should be priority

[ONLY SHOW CODES MENTIONED AT PolPri1, but not at PolPri2]

A	
AboutMot .....	7
ActCompl .....	14
AnyContP .....	1
C	
CarStpYr .....	5
CopActA (CopActAA-CopActAP) ....	7
CopActB (CopActBA-CopActBK) ...	10
CopBeh5Y .....	13
CopBehav .....	13
CopEff .....	3
CopFair1 .....	8
CopFair2 .....	11
CopFair3 .....	12
Copinfo .....	4
CopInt1 .....	7
CopInt2 .....	10
CopOffF .....	6
CopOffR1 .....	6
CopPoli1 .....	7
CopPoli2 .....	10
CopPoli3 .....	12
CopReas1 .....	5
CopReas2 .....	9
CopReas3 .....	10
CopSat .....	4
CopSat1 .....	8
CopSat2 .....	11
CopSat3 .....	12
CopWait .....	3
CopWait2 .....	3
F	
FamJoin (FamJoinA-FamJoinH) ...	15
G	
GenView .....	15
GoodRea1 .....	6
GoodRea2 .....	9
GoodRea3 .....	10
I	
Internet .....	4
InternN .....	5
InternY .....	4
M	
Moreinfo .....	4
MostRex .....	12

N	
NActComp .....	14
NCarStp .....	5
NCopBeh5 .....	13
NStopFt .....	8
P	
PCName .....	1
PCompCh .....	14
PCWho (PCWhoA-PCWhoJ) .....	1
PersView .....	15
PolCont .....	11
Polint3 .....	12
Polinter .....	3
PolPri1 (PolPri1A-PolPri1N) .....	17
PolPri2 .....	17
PolPri3 .....	18
PolPriO .....	17
PolTask1 .....	16
PolTask2 .....	16
PolTask3 .....	16
Prosec1 .....	7
Prosec2 .....	10
PStopCar .....	5
PStopFt .....	8
PViewCh .....	8
PViewCh2 .....	11
R	
RatPolic .....	13
ReasBe (ReasBeA-ReasBeM) .....	13
ReasStp2 .....	9
RecCont .....	2
S	
SatisCom .....	14
SchForm .....	9
SchFrmOf .....	9
Searc .....	9
SearcVeh .....	6
StopFe (StopFe (StopFeA-StopFeJ) .....	6
StopRea1 .....	5
T	
ToldCrim .....	3
V	
VFCrim .....	3
W	
WhatCo (WhatCoA-WhatCoS) .....	2

WhoSear (WhoSearA-WhoSearF)...	9
WhyNoCom .....	15
WhyPolC (WhyPolCA-WhyPolCK).	11
X	
XcopAct1 .....	7
XcopAct2.....	10
XfamJoin .....	16
XreasBeh .....	14
XstopFeel.....	6
XstpRea .....	6
Y	
YrComp.....	14
YrFtStop.....	8

## **FOLLOW-UP MODULE B: ATTITUDES TO THE CRIMINAL JUSTICE SYSTEM**

### **RunAdult [ASK ALL FUB + 750 ETHNIC SAMPLE]**

SHOW CARD J3

How good a job do you think the ADULT COURTS are doing? By the adult courts, I mean both the magistrates' courts and the Crown Court?

1. Excellent
2. Good
3. Fair
4. Poor
5. Very poor

### **WitPolic [ASK ALL FUB + 750 ETHNIC SAMPLE]**

How well do you think witnesses are treated by the police? By witnesses, I mean people who see a crime occurring or who have any information about a crime, including the victims. Do you think they are treated.....READ OUT

1. Very well
2. Fairly well
3. Not very well
4. or not at all well?

### **WitCourt [ASK ALL FUB + 750 ETHNIC SAMPLE]**

And how well do you think witnesses are treated by the courts? Do you think they are treated....READ OUT

1. Very well
2. Fairly well
3. Not very well
4. or not at all well?

### **SentSev [ASK ALL FUB + 750 ETHNIC SAMPLE]**

In general, would you say that sentences handed down by the courts, that is both the Crown Court and magistrates' courts, are too tough, about right, or too lenient?

PROBE: Is that a little too tough/lenient or much too tough/lenient?

1. Much too tough
2. A little too tough
3. About right
4. A little too lenient
5. Much too lenient



**JuvSen [ASK ALL FUB + 750 ETHNIC SAMPLE]**

In general, would you say that the way the police and courts deal with young offenders, that is people aged 10 to 17, is too tough, too lenient or about right?

PROBE: Is that a little too tough/lenient or much too tough/lenient?

1. Much too tough
2. A little too tough
3. About right
4. A little too lenient
5. Much too lenient

**CrimUK [ASK ALL FUB + 750 ETHNIC SAMPLE]**

I would like to ask whether you think that the level of crime in the country as a whole has changed over the past TWO YEARS. Would you say there is more crime, less crime or about the same amount (since two years ago)?

PROBE: Is that a lot or a little more/less?

PROMPT: If you don't know, please just guess

1. A lot more crime
2. A little more crime
3. About the same
4. A little less crime
5. A lot less crime

**Nvio [ASK ALL FUB + 750 ETHNIC SAMPLE]**

The following question asks you to give an answer out of 100. If you are not sure about the number, please give your best guess.

Of every 100 crimes recorded by the police, roughly what number do you think involve VIOLENCE or the THREAT of violence?

0...100

**NrapePr1 [ASK ALL FUB + 750 ETHNIC SAMPLE]**

Now I would like you to think about the kinds of sentence that are imposed for RAPE. Out of every 100 men aged 21 or over who are CONVICTED of rape, how many do you think are sent to prison?

0...100

**NBurgPM [ASK ALL FUB + 750 ETHNIC SAMPLE]**

Now turning to house burglary. Out of every 100 MEN aged 21 or over who are convicted of HOUSE BURGLARY, how many do you think are sent to prison?

0..100

**NburgPF [ASK ALL FUB + 750 ETHNIC SAMPLE]**

And out of every 100 WOMEN aged 21 or over who are convicted of HOUSE BURGLARY, how many do you think are sent to prison?

0..100

**Serv1Y [ASK ALL FUB + 750 ETHNIC SAMPLE]**

If someone was sentenced to serve 12 months, how long, on average, do you think they will actually spend in prison?

PROMPT: If you don't know please just guess.

ENTER NUMBER OF MONTHS

0...12

**Guilty1 [ASK ALL FUB + 750 ETHNIC SAMPLE]**

Suppose two people – one man, one woman – were each FOUND GUILTY of the same crime at court. Who do you think would receive the TOUGHER SENTENCE? Do you think...READ OUT

1. the man would receive the tougher sentence
2. they would receive the same sentence
3. or the woman would receive the tougher sentence?

**Guilty2 [ASK ALL FUB + 750 ETHNIC SAMPLE]**

Now suppose two people – one aged 15, and one aged 21– were each FOUND GUILTY of the same crime at court. Who do you think would receive the TOUGHER SENTENCE? Do you think...READ OUT

1. the younger person would receive the tougher sentence
2. they would receive the same sentence
3. or the older person would receive the tougher sentence?

**Guilty3 [ASK ALL FUB + 750 ETHNIC SAMPLE]**

Now suppose another two people from different backgrounds – one rich, one poor – were each FOUND GUILTY of the same crime at court. Who do you think would receive the TOUGHER SENTENCE? Do you think...READ OUT

1. the rich person would receive the tougher sentence
2. they would receive the same sentence
3. or the poor person would receive the tougher sentence?

**Guilty4 [ASK ALL FUB + 750 ETHNIC SAMPLE]**

Now suppose another two people – one white, one black – were each FOUND GUILTY of the same crime at court. Who do you think would receive the TOUGHER SENTENCE? Do you think...READ OUT

1. the white person would receive the tougher sentence
2. they would receive the same sentence
3. or the black person would receive the tougher sentence?

**[ASK FIRST HALF OF FUB + 375 ETHNIC SAMPLE]**

**SHOW CARD Y1 (BURGLARY SCENARIO)**

I am now going to ask you to read a card containing details of an actual crime that went to court. I will then ask you what sentence you think the offender was ACTUALLY given, and then what sentence you think the offender SHOULD have been given. Please let me know when you have finished reading the card.

INTERVIEWER: ALLOW RESPONDENT TIME TO READ SHOW CARD PROPERLY, THEN CONTINUE.

*A man aged 23 pleaded guilty to the burglary of a cottage belonging to an elderly man whilst he was out during the day. The offender, who had two previous convictions for burglary, took a video worth £150 and a television, which he left damaged near the scene of the crime.*

**SentAA-  
SentAK**

**[ASK FIRST HALF OF FUB]**

**SHOW CARD B1**

There are a number of possible sentences which could be imposed in this case. Which type, or types, of sentence do you think the offender ACTUALLY received?

CODE ALL THAT APPLY SET [9] OF

1. Conditional discharge
2. Have to pay compensation
3. Fine
4. Probation
5. Community service order
6. Electronic tagging
7. Suspended prison sentence
8. Prison sentence
9. Other

**+(TypSntO) [ASK IF TypSent=9]**

INTERVIEWER: RECORD OTHER ANSWER GIVEN

**PrSentA [ASK IF SentAH=1 (Imprisonment)]**

And how long do you think the prison sentence was?

INTERVIEWER: RECORD LENGTH OF SENTENCE RECEIVED RATHER THAN LENGTH OF SENTENCE SERVED.

1. IN YEARS ONLY
2. IN MONTHS ONLY
3. IN YEARS AND MONTHS

**PrSentAY [ASK IF PrSentA = 1 or 3]**

CODE NUMBER OF YEARS

0...97

**PrSentAM** [ASK IF PrSent = 2 or 3]

CODE NUMBER OF MONTHS  
0...36

**SentBA-  
SentBK** [ASK FIRST HALF OF FUB + 375 OF ETHNIC SAMPLE]

SHOW CARD B1  
And which type, or types, of sentence do you think the offender SHOULD HAVE received?  
CODE ALL THAT APPLY SET [9] OF

1. Conditional discharge
2. Have to pay compensation
3. Fine
4. Probation
5. Community service order
6. Electronic tagging
7. Suspended prison sentence
8. Prison sentence
9. Other

**+(TypSntBO)** [ASK IF TypSentB=9]

INTERVIEWER: RECORD OTHER ANSWER GIVEN

**PrSentB** [ASK IF SentBH=1(Imprisonment)]

How long do you think the prison sentence should have been?  
INTERVIEWER: RECORD LENGTH OF SENTENCE RECEIVED RATHER THAN LENGTH OF SENTENCE SERVED.

1. IN YEARS ONLY
2. IN MONTHS ONLY
3. IN YEARS AND MONTHS

**PrSentBY** [ASK IF PrSentB = 1 or 3]

CODE NUMBER OF YEARS  
0...97

**PrSentBM** [ASK IF PrSentB = 2 or 3]

CODE NUMBER OF MONTHS  
0...36

**[ASK SECOND HALF OF FUB + 375 OF ETHNIC SAMPLE]**

SHOW CARD Y2 (ASSAULT SCENARIO)  
I am now going to ask you to read a card containing details of an actual crime that went to court. I will then ask you what sentence you think the offender was ACTUALLY given, and then what sentence you think the offender SHOULD have been given. Please let me know when you have finished reading the card.  
INTERVIEWER: ALLOW RESPONDENT TIME TO READ SHOW CARD PROPERLY, THEN CONTINUE.

*A man aged 21 pleaded guilty to assaulting a stranger. An argument started when the offender pushed his way into a taxi queue. When another man tried to calm the offender down, the offender hit the victim in the face, fracturing his nose. The offender did not have any previous convictions for violence.*

**SentCA-**

**SentCK [ASK SECOND HALF OF FUB]**

SHOW CARD B1

There are a number of possible sentences which could be imposed in this case. Which type, or types, of sentence do you think the offender ACTUALLY received?

CODE ALL THAT APPLY SET [9] OF

1. Conditional discharge
2. Have to pay compensation
3. Fine
4. Probation
5. Community service order
6. Electronic tagging
7. Suspended prison sentence
8. Prison sentence
9. Other

**+(TypSntCO) [ASK IF TypSentC=9]**

INTERVIEWER: RECORD OTHER ANSWER GIVEN

**PrSentC [ASK IF SentCG=1 (Imprisonment)]**

How long do you think the prison sentence was?

INTERVIEWER: RECORD LENGTH OF SENTENCE RECEIVED RATHER THAN LENGTH OF SENTENCE SERVED.

1. IN YEARS ONLY
2. IN MONTHS ONLY
3. IN YEARS AND MONTHS

**PrSentCY [ASK IF PrSentC = 1 or 3]**

CODE NUMBER OF YEARS

0...97

**PrSentCM [ASK IF PrSentC = 2 or 3]**

CODE NUMBER OF MONTHS

0...36

**SentDA-  
SentDK**            **[ASK SECOND HALF OF FUB + 375 ETHNIC SAMPLE]**

SHOW CARD B1

And which type, or types, of sentence do you think the offender SHOULD HAVE received?            CODE ALL THAT APPLY            SET [9] OF

1.        Conditional discharge
2.        Have to pay compensation
3.        Fine
4.        Probation
5.        Community service order
6.        Electronic tagging
7.        Suspended prison sentence
8.        Prison sentence
9.        Other

**+(TypSntDAO) [ASK IF TypSentD=8]**

INTERVIEWER: RECORD OTHER ANSWER GIVEN

**PrSentD**            **[ASK IF SentDG=1 (Imprisonment)]**

How long do you think the prison sentence was?

INTERVIEWER: RECORD LENGTH OF SENTENCE RECEIVED RATHER THAN LENGTH OF SENTENCE SERVED

1.        IN YEARS ONLY
2.        IN MONTHS ONLY
3.        IN YEARS AND MONTHS

**PrSentDY**            **[ASK IF PrSentD= 1 or 3]**

CODE NUMBER OF YEARS

0...97

**PrSentDM**            **[ASK IF PrSentD = 2 or 3]**

CODE NUMBER OF MONTHS

0...36

**CJSWork**            **[ASK ALL FUB + 750 ETHNIC SAMPLE]**

Have you ever worked in, or for, any part of the Criminal Justice System, including police, prisons, courts, or the legal profession?

1.        Yes
2.        No

**CJSWhen [ASK IF CJSWork = Yes]**

Was this within the last two years?

1. Yes
2. No

**EverVict [ASK ALL FUB + 750 ETHNIC SAMPLE]**

Have you ever been the VICTIM of any crime, however minor, that was reported to the police, (including anything you have previously mentioned)?

1. Yes
2. No

**VictWhen [ASK IF EverVict= Yes]**

Was this within the last two years?

1. Yes
2. No

**EverArr [ASK ALL FUB + 750 ETHNIC SAMPLE]**

Have you ever been arrested by the police for any reason?  
INTERVIEWER : INCLUDE WHERE NO FURTHER ACTION WAS TAKEN.

1. Yes
2. No

**ArrWhen [ASK IF EverArr= Yes]**

Was this within the last two years?

1. Yes
2. No

**EverCrt [ASK ALL FUB + 750 ETHNIC SAMPLE]**

Have you ever been in court as a VICTIM, WITNESS or SPECTATOR in a criminal case?

1. Yes
2. No

**CrtWhen [ASK IF EverCrt= Yes]**

Was this within the last two years?

1. Yes
2. No

**EverJur [ASK ALL FUB + 750 ETHNIC SAMPLE]**

Have you ever been in court as a JUROR in a criminal case?

1. Yes
2. No

**JurWhen [ASK IF EverJur= Yes]**

Was this within the last two years?

1. Yes
2. No

**EverDef [ASK ALL FUB + 750 ETHNIC SAMPLE]**

Have you ever been in court as the person ACCUSED of committing a crime?

1. Yes
2. No

**DefWhen [ASK IF EverDef= Yes]**

Was this within the last two years?

1. Yes
2. No

**EverProb [ASK ALL FUB + 750 ETHNIC SAMPLE]**

Have you ever been in contact with the PROBATION SERVICE for whatever reason?

1. Yes
2. No

**ProbWhen [ASK IF EverProb= Yes]**

Was this within the last two years?

1. Yes
2. No

**EverPri2 [ASK ALL FUB + 750 ETHNIC SAMPLE]**

Have you ever been inside a PRISON, including juvenile prisons, for whatever reason?  
INTERVIEWER: DO NOT INCLUDE VISITS MADE AS A TOURIST

1. Yes
2. No

**PrisWhen [ASK IF EverPris= Yes]**

Was this within the last two years?

1. Yes
2. No



**RepBurg1 [ASK FIRST HALF OF FUB + 375 ETHNIC SAMPLE]**

SHOW CARD B2

Please read this card which describes the current policy for sentencing repeat burglars.  
INTERVIEWER: ALLOW RESPONDENTS TIME TO READ PROPERLY, THEN CONTINUE

On card only (not on screen)

Offenders, aged 18 or over, convicted of house burglary for the third time now receive a minimum prison sentence of three years.

Were you aware of this policy?

1. Yes
2. No

**RepBurg2 [ASK FIRST HALF OF FUB + 375 ETHNIC SAMPLE]**

Does this policy give you more confidence in the way that the Criminal Justice System deals with burglars, less confidence in the way that the Criminal Justice System deals with burglars or does it not change your view?

PROBE: Does this increase/decrease your confidence a lot or a little?

1. A lot more confidence in the Criminal Justice System
2. A little more confidence in the Criminal Justice System
3. Does not change view of the Criminal Justice System
4. A little less confidence in the Criminal Justice System
5. A lot less confidence in the Criminal Justice System

**JuvCriA-  
JuvCriN**

**[ASK SECOND HALF OF FUB + 375 ETHNIC SAMPLE]**

SHOW CARD B3

Which of the following measures used to tackle juvenile crime have you heard of?  
CODE ALL THAT APPLY SET [11] OF

1. Youth Justice Board
2. Youth Offending teams
3. Secure remands
4. Detention and training orders
5. Final warnings
6. Action Plan Orders
7. Reparation Orders
8. Parenting Orders
9. Child Safety Orders
10. Local Child Curfews
11. Referral Orders
12. None of these

A	
ArrWhen.....	8
C	
CJSWhen.....	8
CJSWork.....	7
CrimUK .....	2
CrtWhen.....	8
D	
DefWhen .....	9
E	
EverArr.....	8
EverCrt.....	8
EverDef .....	9
EverJur .....	9
EverPri2.....	9
EverProb.....	9
EverVict .....	8
G	
Guilty1.....	3
Guilty2.....	3
Guilty3.....	3
Guilty4.....	3
J	
JurWhen .....	9
JuvCri (JuvCriA-JuvCriN).....	10
JuvSen.....	2
N	
NburgPF .....	2
NBurgPM .....	2
NrapePr1 .....	2
Nvio.....	2
P	
PrisWhen .....	9
ProbWhen.....	9
PrSentA .....	4
PrSentAM .....	5
PrSentAY .....	4
PrSentB .....	5
PrSentBM .....	5
PrSentBY .....	5
PrSentC .....	6
PrSentCM .....	6
PrSentCY .....	6
PrSentD .....	7
PrSentDM .....	7
PrSentDY .....	7

R	
RepBurg1 .....	10
RepBurg2 .....	10
RunAdult .....	1
S	
SentA (SentAA-SentAK).....	4
SentB (SentBA-SentBK).....	5
SentC (SentCA-SentCK).....	6
SentD (SentDA-SentDK).....	7
SentSev.....	1
Serv1Y .....	3
T	
TypSntBO.....	5
TypSntDAO .....	7
TypSntO.....	4
V	
VictWhen.....	8
W	
WitCourt .....	1
WitPolic .....	1

## **FOLLOW-UP MODULE C (CRIME PREVENTION AND SECURITY)**

### **C1 COMMUNITY ACTION**

#### **[ASK ALL FUC]**

I now want to ask you some questions about crime prevention and security measures.  
First, a few questions about who should be involved in reducing crime in your local area

#### **CommA- CommC**

#### **[ASK FIRST HALF OF FUC]**

SHOW CARD C1

Which of the groups on this card do you think SHOULD have responsibility for reducing crime in your local area? CODE ALL THAT APPLY

1. A. Members of the public
2. B. Media -TV/newspapers
3. C. Parents
4. D. Neighbourhood Watch
5. E. Other local community/voluntary groups
6. F. Private security organisations
7. G. Social services
8. H. Health authorities/GPs
9. I. Local education authorities/schools/teachers
10. J. Local authorities/councils
11. K. The probation service
12. L. The police
13. M. The courts

#### **CommMost [ONLY ASK IF MORE THAN ONE RESPONSE GIVEN AT CommC]**

SHOW CARD C1

And which of the groups you have mentioned do you think should have the MAIN responsibility for reducing crime in your local area?

1. A. Members of the public
2. B. Media -TV/newspapers
3. C. Parents
4. D. Neighbourhood Watch
5. E. Other local community/voluntary groups
6. F. Private security organisations
7. G. Social services
8. H. Health authorities/GPs
9. I. Local education authorities/schools/teachers
10. J. Local authorities/councils
11. K. The probation service
12. L. The police
13. M. The courts

[Only list responses given at CommC]

**CommNext [ ONLY ASK IF MORE THAN TWO GIVEN AT Commac]**

SHOW CARD C1

And which do you think should have the NEXT?

1. A. Member of the public
2. B. Media -TV/newspapers
3. C. Parents
4. D. Neighbourhood Watch
5. E. Other local community/voluntary groups
6. F. Private security organisations
7. G. Social services
8. H. Health authorities/GPs
9. I. Local education authorities/schools/teachers
10. J. Local authorities/councils
11. K. The probation service
12. L. The police
13. M. The courts

[IF APPLICABLE, only list responses given at Commac, but not given at Commost]

## **C2 NEIGHBOURHOOD WATCH**

**AreaNbrw [ASK FIRST HALF OF FUC]**

Has a Neighbourhood Watch Scheme ever been set up in this area, covering this address?

1. Yes
2. No
3. Never heard of Neighbourhood Watch
4. Don't know

**MbrNbrW [ASK IF AreaNbrW = Yes]**

Do you consider your household currently to be a member of the scheme?

1. Yes
2. No
3. Scheme no longer operating.

**SchmWork [ASK IF MbrNbrW=Yes]**

Have you had any information from the police or from a co-ordinator about how the scheme is working?

1. Yes
2. No

**JoinSchm [ASK IF AreaNbrW=No OR Don't know]**

Would you personally join a scheme if there were one in this area?

1. Yes
2. No

**LocCom [ASK FIRST HALF OF FUC]**

How effective do you think Neighbourhood Watch Schemes are in preventing crimes such as burglary? Do you think they are...READ OUT

1. Very effective
2. Moderately effective
3. Not particularly effective
4. or not effective at all?

**C3 LOCAL CRIME PARTNERSHIPS**

**Partners [ASK FIRST HALF OF FUC]**

In 1998 there was a new initiative which set up crime partnerships for each district of the country. These partnerships, involving local councils, the police and other organisations, were set up to reduce crime and disorder in their area. Are you aware that there is a local partnership covering your area?

1. Yes
2. No

**Partinf [ASK IF Partners = Yes]**

Are you aware of what the crime partnership covering your area is doing?

1. Yes
2. No

**PartEff [ASK FIRST HALF OF FUC]**

How successful do you think that these local crime partnership will be in reducing crime in your local area? Do you think they will be...READ OUT

1. Very successful
2. Fairly successful
3. Not very successful
4. or not at all successful?

## **C4 HOME SECURITY**

### **[ASK FIRST HALF OF FUC]**

INTERVIEWER: READ OUT

I'd now like to ask you some questions about security measures fitted to your home. We need to ask these questions so that we can investigate the relationship between home security and levels of crime in your area.

### **BurgAlar [ASK FIRST HALF OF FUC]**

First, a few questions about some things people do to protect their homes against burglary. Do you have a burglar alarm in your home? By a burglar alarm, I mean a real alarm not a dummy alarm box.

1. Yes
2. No

### **NDummy [ASK IF BurgAlar = No or DK or REF]**

Do you have a dummy alarm box visible on the outside wall of your house/flat?

1. Yes
2. No

### **Visible [ASK IF BurgAlar = Yes]**

Is the alarm box for the burglar alarm visible on the outside of your house/flat?

1. Yes
2. No

### **AlarmTyp [ASK IF BurgAlar = Yes]**

Is the alarm the type which is connected by telephone so that if the alarm goes off the police or a central security station are automatically called?

1. Yes
2. No

### **AlarmOn [ASK IF BurgAlar = Yes]**

How often is your home left empty for a couple of hours or more without the alarm switched on?

1. At least once a week
2. At least once a fortnight
3. At least once a month
4. Less than once a month
5. Never

**DeadLock [ASK FIRST HALF OF FUC]**

Do you have double locks or deadlocks on the outside doors into your home?  
INTERVIEWER : DOUBLE LOCKS NEED THE KEY TURNED TWICE  
DEAD LOCKS ARE "FIVE LEVER MORTICES" OR "RIM AUTOMATIC DEADLOCKS"  
(YALE TYPE LOCKS ON WHICH THE LATCH CAN BE FIXED WITH A KEY)

1. Yes - on all
2. Yes - on some
3. No

**UsedLock [ASK IF DeadLock is 1 or 2]**

How often is your home left empty for a couple of hours or more without the deadlocks or double locks on?

1. At least once a week
2. At least once a fortnight
3. At least once a month
4. Less than once a month
5. Never

**Chains [ASK FIRST HALF OF FUC]**

Do you have security chains on the inside of the doors into your home?

1. Yes - on all
2. Yes - on some
3. No

**DayChain [ASK IF Chains =1 OR 2]**

SHOW CARD C2  
Thinking about when you are in the house during the DAY, how regularly would you say the security chain is on?

1. Always
2. Usually
3. Some of the time
4. Rarely
5. Never
6. SPONTANEOUS : Not applicable – never at home during the day

**NitChain**      **[ASK IF Chains =1 OR 2]**

**SHOW CARD C2**

**And thinking about when you are in the house during the EVENING or at NIGHT, how regularly would you say the security chain is on?**

1. Always
2. Usually
3. Some of the time
4. Rarely
5. Never
6. SPONTANEOUS : Not applicable – never at home during the evening or at night

**Viewer**      **[ASK FIRST HALF OF FUC]**

Do you have a security viewer in the doors into your home so you can see who is at the door before opening it?

1. Yes - on all
2. Yes - on some
3. No - not necessary as have glass in doors
4. No

**UseView**      **[ASK FIRST HALF OF FUC]**

**SHOW CARD C2**

When someone calls at your home, do you check to see if you recognise the person calling before fully opening the door? For example, by looking through a window, a security viewer in the door, through the letterbox, or by using a security chain.

1. Always
2. Usually
3. Some of the time
4. Rarely
5. Never

**IDCard**      **[ASK FIRST HALF OF FUC]**

**SHOW CARD C2**

When an official calls at your door, for example, someone from the gas, electricity or water companies or a police officer, do you check their identity card or documentation before allowing them to enter?

1. Always
2. Usually
3. Some of the time
4. Rarely
5. Never



**WindLock [ASK FIRST HALF OF FUC]**

Do your windows have locks that need keys to open them?  
READ OUT. CODE FIRST THAT APPLIES.

1. All of them
2. All downstairs windows
3. Only some windows
4. No none of them

**TimLiln [ASK FIRST HALF OF FUC]**

Do you have any INDOOR lights on a timer or sensor switch?

1. Yes
2. No

**TimLiOut [ASK FIRST HALF OF FUC]**

And do you have any OUTDOOR lights on a timer or sensor switch?

1. Yes
2. No

**BarGrill [ASK FIRST HALF OF FUC]**

Do your windows have bars or grilles?

1. All of them
2. Some of them
3. No

**SecYrA-  
SecYrM [ASK SECOND HALF OF FUC]**

SHOW CARD C3

Since [the first of January 2000/the first of ^DATE^] have you done any of the following things on this card? CODE ALL THAT APPLY SET [10] OF

1. Installed a burglar alarm
2. Installed a dummy alarm
3. Fitted double locks or deadlocks on outside doors into your home
4. Fitted security chains on the doors into your home
5. Fitted window locks
6. Fitted indoor timer or sensor lights
7. Fitted outdoor timer or sensor lights
8. Fitted bars or grilles to windows
9. Security marked household property
10. Made other security improvements
11. None of these

**+(Xothsecy) [ASK IF SecYear=10]**

INTERVIEWER: RECORD OTHER SECURITY IMPROVEMENT

**YSecYrA-**  
**YSecYrO**      **[ASK IF ANY (SecYrA – SecYrN = 1)]**

What were the main reasons you decided to improve your home security since [the first of January 2000/the first of ^DATE^]?  
DO NOT READ OUT. CODE ALL THAT APPLY SET [11] OF

1. Own home was burgled
2. Friend's/relative's home was burgled
3. Neighbour's home was burgled
4. General increase in burglaries in local area
5. Home was going to be left empty (e.g. going on holiday)
6. To reduce insurance premiums
7. Advice from police/crime prevention officer
8. Advice in leaflets, papers, or on TV, radio or internet
9. Adverts/contacted by commercial businesses selling security devices
10. Decision taken by landlord/person responsible for accommodation
11. Done as part of general improvements to the house
12. Other reason (specify)
13. None of these

**+(XYSecyr)**      **[ASK IF OTHER REASON IN YSecYr]**

INTERVIEWER: RECORD OTHER ANSWER.

**YNoSecYA-**  
**YNoSecYI**      **[ASK IF SecYr = NONE OF THESE]**

You say that you have not made any home security improvements since [the first of January 2000/the first of ^DATE^]. Why is this? DO NOT READ OUT. CODE ALL THAT APPLY SET [7] OF

1. Home already as secure as it can be
2. Don't think home is at risk
3. Security measures are too expensive
4. Haven't got around to it yet
5. Can't be bothered
6. Home is rented (security is responsibility of landlord)
7. Other reason (specify)

**+(XYNoSecy)**      **[ASK IF OTHER REASON IN YNOSECYR]**

INTERVIEWER: RECORD OTHER ANSWER.

**C5 PERSONAL SECURITY**

**[ASK SECOND HALF OF FUC]**

I now want to ask you some questions about crime prevention and security measures. First, a few questions about personal security.

**Alarm [ASK SECOND HALF OF FUC]**

**SHOW CARD C4**

**When you go out after dark, how often do you carry a personal alarm, whistle or other noise-making instrument to attract attention in case you are attacked?**

1. Always
2. Usually
3. Sometimes
4. Rarely
5. Never
6. Never go out after dark

**WeaponA [ASK SECOND HALF OF FUC]**

**SHOW CARD C4**

When you go out after dark, how often do you carry a weapon or something you use as a weapon for protection?

1. Always
2. Usually
3. Sometimes
4. Rarely
5. Never
6. Never go out after dark

**WhWeapA-  
WhWeapG** [ASK IF WeaponA IN (1..4)]

What do you carry as a weapon? CODE ALL THAT APPLY SET [5] OF

1. Spray/mace/CS gas
2. Keys
3. Knife/sharp object
4. Gun
5. Other

**+(XwhaWeap)** [ASK IF WhWeap = Other]

INTERVIEWER: RECORD OTHER ANSWER GIVEN

**SeIDef** [ASK SECOND HALF OF FUC]

Have you ever taken a self-defence course for your personal safety?

1. Yes
2. No

## **C6 VEHICLE SECURITY**

**[ASK IF ALREADY ANSWERED VEHICLE SECURITY QUESTIONS IN THE VICTIM FORM]**

I'd now like to ask you some questions about vehicle security. You may have already answered some similar questions about a current or previous vehicle, but it would be very helpful if you could answer these questions as well.]

**Carvan** [ASK SECOND HALF OF FUC IF CAR = Yes]

You said earlier your household owned or had regular use of a car, van, or other motor vehicle. Can I just check, how many CARS or LIGHT VANS does your household currently own or have regular use of?

INTERVIEWER : EXCLUDE MOTORCYCLES

0. None
1. One
2. Two
3. Three
4. Four
5. Five
6. Six or more

**CarVan1** [ASK IF Carvan=1]

You said that you currently have a car or van. Can I just check is it a car OR a van?

NOTE: FOUR WHEEL DRIVE VEHICLES COUNT AS CARS

1. Car
2. Light van
3. Neither

**[ASK IF Carvan1=1 or 2]**

I now want to ask some questions about this [car/van].

**CentLoc0 [ASK IF Carvan1=1 or 2]**

Does it have central locking of all doors so that locking one door locks all?

1. Yes
2. No

**CarAlar0 [ASK IF Carvan1=1 or 2]**

Does it have an alarm?

1. Yes
2. No

**Immob0 [ASK IF Carvan1=1 or 2]**

Do you have a mechanical immobiliser for this [car/van]? That is a device which can be used to lock the steering wheel, handbrake or gearstick so that they cannot be used.

NOTE: DO NOT INCLUDE STEERING COLUMN LOCKS WHICH ARE INTEGRAL TO THE [CAR/VAN]

1. Yes
2. No
3. Don't know

**Immob01 [ASK IF Carvan1=1 or 2]**

Does it have an electronic immobiliser fitted? That is a device which prevents the vehicle being driven away except if the correct key is used.

1. Yes
2. No
3. Don't know

**VTrack [ASK IF Carvan1=1 or 2]**

Does it have a tracker device that allows police to trace the vehicle?

1. Yes
2. No
3. Don't know

**VEtch** [ASK IF Carvan1=1 or 2]

Does it have the registration number etched onto the windows of the vehicle?

1. Yes
2. No
3. Don't know

**RcasCD0** [ASK IF Carvan1=1 or 2]

Does it have a radio, cassette player or CD player?

1. Yes
2. No

**Remove0** [ASK IF RCasCD0=1]

Is this removable? That is, can you either remove the whole unit or part of the unit.

1. Yes
2. No

**SecPIN0** [ASK IF RCasCD0=1]

Does it have a security PIN code such that it will not work without the code?  
NOTE DO NOT INCLUDE PROPERTY MARKING CODES

1. Yes
2. No

**Use0** [ASK IF Carvan1=1 or 2]

Do you yourself ever drive this [car/van]?

1. Yes
2. No

**ParkDoo0** [ASK IF Use0 = Yes]

SHOW CARD C5

When you park this [car/van] in a place with public access, how often do you leave any of the doors or the boot unlocked, even if it is just for a short time?

1. Always
2. Almost always
3. Sometimes
4. Rarely
5. Never

**Parkdo00 [ASK IF Use0 = Yes AND Immob0 = Yes]**

SHOW CARD C5

When you park this [car/van] for more than 10 minutes in a place with public access, how often do you use the mechanical immobiliser?

1. Always
2. Almost always
3. Sometimes
4. Rarely
5. Never

**[ASK IF Carvan IN (2..6)]**

The following questions are about your household's main vehicle - that is, the one that is most often used.

INTERVIEWER: IF NECESSARY, MOST OFTEN REFERS TO THE VEHICLE WITH THE HIGHEST MILEAGE.

**CarVan2 [ASK IF Carvan IN (2..6)]**

Is this a car or a van?

NOTE: FOUR WHEEL DRIVE VEHICLES COUNT AS CARS

1. Car
2. Light van
3. Neither

**CentLoc1 [ASK IF Carvan2= 1 or 2]**

Does it have central locking of all doors so that locking one door locks all?

1. Yes
2. No

**CarAlar1 [ASK IF Carvan2= 1 or 2]**

Does it have an alarm?

1. Yes
2. No

**Immob1 [ASK IF Carvan2= 1 or 2]**

Do you have a mechanical immobiliser for this [car/van]? That is a device which can be used to lock the steering wheel, handbrake or gearstick so that they cannot be used. NOTE DO NOT INCLUDE STEERING COLUMN LOCKS WHICH ARE INTEGRAL TO THE [CAR/VAN]

1. Yes
2. No
3. Don't know

**Immob11 [ASK IF Carvan2= 1 or 2]**

Does it have an electronic immobiliser fitted? That is a device which prevents the vehicle being driven away except if the correct key is used.

1. Yes
2. No
3. Don't know

**VTrackA [ASK IF Carvan2=1 or 2]**

Does it have a tracker device that allows police to trace the vehicle?

1. Yes
2. No
3. Don't know

**VEtch2C [ASK IF Carvan2=1 or 2]**

Does it have the registration number etched onto the windows of the vehicle?

1. Yes
2. No
3. Don't know

**RcasCD1 [ASK IF Carvan2= 1 or 2]**

Does it have a radio, cassette player or CD player?

1. Yes
2. No

**Remove1 [ASK IF RCasCD1=1]**

Is this removable? That is, can you either remove the whole unit or part of the unit.

1. Yes
2. No

**SecPIN1 [ASK IF RCasCD1=1]**

Does it have a security PIN code such that it will not work without the code?  
NOTE DO NOT INCLUDE PROPERTY MARKING CODES

1. Yes
2. No



**Use1 [ASK IF Carvan2= 1 or 2]**

Do you yourself ever drive this [car/van]?

1. Yes
2. No

**ParkDoo1 [ASK IF Use1=1]**

SHOW CARD C5

When you park this [car/van] in a place with public access, how often do you leave any of the doors or the boot unlocked, even if it is just for a short time?

1. Always
2. Almost always
3. Sometimes
4. Rarely
5. Never

**ParkDo02 [ASK IF Use1 = 1 AND Immob1 = Yes]**

SHOW CARD C5

When you park this [car/van] for more than 10 minutes in a place with public access, how often do you use the mechanical immobiliser?

1. Always
2. Almost always
3. Sometimes
4. Rarely
5. Never

**VehVict [ASK ALL FUC]**

ASK (OR RECORD IF ALREADY MENTIONED)

Can I just check, have you YOURSELF been the victim of a vehicle crime in the last FIVE years? By vehicle crime, I mean theft of or from a car or van and attempted theft from a car or van.

INTERVIEWER: EXCLUDE MOTOR CYCLES. ONLY INCLUDE VEHICLES OWNED BY THE RESPONDENT OR VEHICLES WHICH THE RESPONDENT HAS SOLE USE OF (E.G COMPANY CARS). DO NOT COUNT VEHICLES USED EXCLUSIVELY FOR WORK (E.G. POST VANS).

1. Yes
2. No

**NVehVic [ASK IF VehVict=YES]**

How many times have you yourself been the victim of vehicle crime in the last five years?  
CODE 97 IF TOO MANY TIMES TO REMEMBER

1..97

**CarVan3 [ASK IF VehVict=Yes]**

In this incident/most recent incident, was the vehicle involved a car or van?

NOTE: FOUR WHEEL DRIVE VEHICLES COUNT AS CARS

1. Car
2. Light van
3. Neither

**ChangeA-  
ChangeM [ASK IF VehVict=Yes]**

SHOW CARD C6

Since the incident/most recent incident, have you made any of the changes listed on this card to your vehicle security arrangements? CODE ALL THAT APPLY SET [9] OF

1. Always lock doors
2. Fitted an alarm
3. Fitted mechanical immobiliser
4. Fitted electronic immobiliser
5. Remove radio/stereo/CD player when car/van not in use
6. Looked for better security on next car purchased
7. Not leaving property on show in the vehicle
8. Not parking in certain areas
9. Sold car
10. Other
11. No improvements made

**+(Xchange) [ASK IF Change=OTHER]**

INTERVIEWER : RECORD OTHER ANSWER

**NChangeA-  
NChangeH [ASK IF Change=No improvements made]**

Why have you NOT made any improvements to the security of your car/van?  
DO NOT PROMPT CODE ALL THAT APPLY SET [6] OF

1. Vehicle is as secure as it can be
2. Don't think car/ van is at risk
3. Security measures are too expensive
4. Haven't got around to it yet
5. Can't be bothered
6. Other reason

**+(XYNoChng) [ASK IF YNoChng = 6]**

INTERVIEWER: RECORD OTHER REASON

**VExpend [ASK IF Any of (ChangeB – ChangeD = 1)]**

How much did you spend on this change/these changes?  
INTERVIEWER : RECORD AMOUNT IN POUNDS

0..5000

**[ASK SECOND HALF OF FUC IF Car=1 FROM MAIN SECTION]**

SHOW CARD C7

Now I am going to read out a number of statements that people have made about vehicle crime. For each one, I'd like you to tell me how much you agree or disagree with it. So, first of all...

(How much do you agree or disagree that....)

1. Agree strongly
2. Agree slightly
3. Neither agree nor disagree
4. Disagree slightly
5. Disagree strongly

**RANDOMISE STATEMENTS**

**VehAtt1-VehAtt11**

- A. The likelihood of having your vehicle stolen is decreasing
- B. The likelihood of having things stolen from your vehicle is decreasing
- C. People with vehicles have a responsibility to prevent vehicle crime happening to them
- D. Most vehicle crime is opportunist
- E. More is being done nowadays to reduce vehicle crime
- F. There are things you can do to reduce the risk of vehicle crime happening to you
- G. There is little chance of vehicle crime being reduced in the future
- H. Alarms and engine immobilisers reduce the chances of your vehicle being stolen
- I. Steering locks reduce the chances of your vehicle being stolen
- J. If a thief wants your vehicle or something in it they WILL get it regardless of anything you do to prevent it
- K. Removing things from view is one of the best things you can do to deter someone from breaking into your vehicle

A	
Alarm.....	8
AlarmOn.....	4
AlarmTyp.....	4
AreaNbrw.....	2
B	
BarGrill.....	6
BurgAlar.....	3
C	
CarAlar0.....	10
CarAlar1.....	12
Carvan.....	9
CarVan1.....	9
CarVan2.....	12
CarVan3.....	14
CentLoc0.....	10
CentLoc1.....	12
Chains.....	5
Change (ChangeA-ChangeM).....	15
Commac (CommacA-CommacO).....	1
CommMost.....	1
CommNext.....	2
D	
DayChain.....	5
DeadLock.....	4
I	
IDCard.....	6
Immob0.....	10
Immob01.....	10
Immob1.....	12
Immob11.....	12
J	
JoinSchm.....	2
L	
LocCom.....	3
M	
MbrNbrW.....	2
N	
NChange (NChangeA-NChangeH).....	15
NDummy.....	4
NitChain.....	5
NVehVic.....	14
P	
Parkdo00.....	11
ParkDo02.....	14
ParkDoo0.....	11
ParkDoo1.....	13
PartEff.....	3
Partinf.....	3
Partners.....	3
R	
RcasCD0.....	11
RcasCD1.....	13
Remove0.....	11
Remove1.....	13
S	
SchmWork.....	2
SecPIN0.....	11
SecPIN1.....	13
SecYr (SecYrA-SecYrM).....	7
SelDef.....	9
T	
TimLiIn.....	6
TimLiOut.....	6
U	
Use0.....	11
Use1.....	13
UsedLock.....	4
UseView.....	5
V	
VehAtt (VehAtt1-VehAtt11).....	16
VehVict.....	14
VEtch.....	10
VEtch2C.....	13
VExpend.....	15
Viewer.....	5
Visible.....	4
VTrack.....	10
VTrackA.....	13
W	
WeaponA.....	8
WhWeap (WhWeapA-WhWeapG).....	9
WindLock.....	6
X	
Xchange.....	15
Xothsecy.....	7
XwhaWeap.....	9
XYNoChng.....	15
XYNoSecy.....	8
XYSecyr.....	7
Y	
YNoSecY (YNoSecYA-YNoSecYI).....	8
YSecYr (YSecYrA-YSecYrO).....	7

## **FOLLOW-UP MODULE D (AD HOC)**

### **D1      ROLE OF VICTIMS IN CJS**

**[ASK ALL FUD]**

INTERVIEWER: READ OUT

I would now like to ask you about how victims of crime are treated in court.

#### **VStat1          [ASK ALL FUD]**

SHOW CARD D1

When a court case takes place how important do you think it is that victims should be INVITED to attend court, even if they do not have to give evidence?

1.      Very important
2.      Fairly important
3.      Not very important
4.      Not at all important

#### **VStat2          [ASK ALL FUD]**

SHOW CARD D1

And how important do you think it is that victims should have a reserved seat in the court during the case?

1.      Very important
2.      Fairly important
3.      Not very important
4.      Not at all important

#### **VStat3          [ASK ALL FUD]**

SHOW CARD D1

And how important do you think it is that victims should be allowed to personally tell the court what effect the crime has had on them?

1.      Very important
2.      Fairly important
3.      Not very important
4.      Not at all important

**VStat4 [ASK ALL FUD]**

SHOW CARD D1

Lawyers who prosecute people accused of committing crimes act on behalf of the Crown in court proceedings. They do not act on behalf of the victim.

Bearing this in mind how important do you think it is that victims have someone to represent THEIR interests during the case?

1. Very important
2. Fairly important
3. Not very important
4. Not at all important

**VSHeard [ASK ALL FUD IF KnowVS NE RESPONSE. IF KnowVS = RESPONSE THEN SET VSHeard to KnowVS]**

Victim Support Schemes are run by people who are trained to offer information, help and support to victims of crime. Have you heard of Victim Support before now?

1. Yes
2. No

**VSHpLne [ASK ALL FUD]**

Victim Supportline is a central number which victims can call to get information about their local Victim Support Scheme. Have you heard of Victim Supportline before now?

1. Yes
2. No

**VCHeard [ASK ALL FUD]**

Have you heard of the Victim's Charter?

1. Yes
2. No

**D2 CONCERN ABOUT CRIME**

**DangAtt [ASK ALL FUD]**

Now turning to concerns about crime. Since [the first of January 2000/the first of ^DATE^] was there an occasion when you actually felt there was a danger of you being physically attacked by a stranger?

1. Yes
2. No

**WomVict** [ONLY ASK IF THE RESPONDENT IS MALE AND THERE ARE ADULT WOMEN IN HOUSEHOLD]

SHOW CARD D2

How worried are you about an adult woman in the household being physically assaulted or mugged by a stranger?

1. Very worried
2. Fairly worried
3. Not very worried
4. Not at all worried
5. (Not applicable)

**ManVict** [ONLY ASK IF THE RESPONDENT IS FEMALE AND THERE ARE ADULT MEN IN HOUSEHOLD]

SHOW CARD D2

How worried are you about an adult man in the household being physically assaulted or mugged by a stranger?

1. Very worried
2. Fairly worried
3. Not very worried
4. Not at all worried
5. (Not applicable)

**WCardSt** [ASK ALL FUD]

SHOW CARD D2

How worried are you about someone using your credit card or bank card, or using your card details, such as your PIN number, to buy things or withdraw cash without your permission?

1. Very worried
2. Fairly worried
3. Not very worried
4. Not at all worried
5. (Not applicable – Don't use credit cards or bank cards)

**BurgReg** [ASK ALL FUD]

I would now like to talk about the chance of certain crimes happening. Some crimes are more likely to happen to some people than to others. I am going to read out a list of crimes and for each one I would like you to tell me, from this card, how likely you think this crime is to happen to you in the next year.

SHOW CARD D3

First, how likely do you think your house is to be burgled in the next year?

1. Very likely
2. Fairly likely
3. Fairly unlikely
4. Very unlikely

**CarStole** [ASK ALL FUD IF Car=Yes]

SHOW CARD D3

And how likely do you think you are to have your car/van stolen in the next year?

1. Very likely
2. Fairly likely
3. Fairly unlikely
4. Very unlikely

**ItemStol** [ASK ALL FUD IF Car = Yes]

SHOW CARD D3

And how likely do you think you are to have things stolen from your car/van in the next year?

1. Very likely
2. Fairly likely
3. Fairly unlikely
4. Very unlikely

**MugRob** [ASK ALL FUD]

SHOW CARD D3

And how likely do you think you are to be mugged and robbed in the next year?

1. Very likely
2. Fairly likely
3. Fairly unlikely
4. Very unlikely

**Attack** [ASK ALL FUD]

SHOW CARD D3

Apart from this, how likely do you think you are to be physically attacked or assaulted by a stranger in the next year?

1. Very likely
2. Fairly likely
3. Fairly unlikely
4. Very unlikely



### **D3 SOCIAL COHESION**

#### **NeighTyp [ASK ALL FUD]**

I would now like to ask you some questions about your local area. By local area I mean within a 15 minute walk from your home.

In general, what kind of area would you say you live in? Would you say it is an area in which people do things together and try to help each other, or one in which people mostly go their own way?

1. Help each other
2. Go own way
3. (Mixture)

#### **AreaLive [ASK ALL FUD]**

SHOW CARD D4

Taking everything into account, what do you think of this area as a place to live?

1. A very good place to live
2. A fairly good place to live
3. Neither good nor bad
4. A fairly bad place to live
5. A very bad place to live

#### **LocArea1-**

#### **LocArea8 [ASK ALL FUD]**

SHOW CARD D5

Choosing an answer from this card please indicate how much you agree or disagree with each of the following statements about your local area. So...

(How much would you agree or disagree that...)

1. Strongly agree
2. Tend to agree
3. Neither agree nor disagree
4. Tend to disagree
5. Strongly disagree

#### **ATTITUDE STATEMENTS (RANDOMISED)**

- A. This area is a close, tight knit community
- B. This area is a friendly place to live
- C. This area is a place where local people look after each other
- D. Most people who live in this area trust one another
- E. You often see strangers in this area
- F. I would be happy asking certain local people to keep an eye on my house and property
- G. The people who live here can be relied upon to call the police if someone is acting suspiciously
- H. If any of the children or young people around here are causing trouble, local people will tell them off

**SocProb1 [ASK FIRST HALF OF FUD]**

SHOW CARD D6

Looking at this card, which of these social issues would you say is the BIGGEST problem in your area at the moment?

1. A. Unemployment
2. B. Crime
3. C. Provision of public transport
4. D. Drug misuse
5. E. Standards of housing
6. F. Provision of health services
7. G. Provision of education services
8. H. Lack of local amenities
9. I. Poverty
10. J. Racial abuse/attacks
11. K. Lack of facilities for young people
12. DO NOT PROMPT : None of these

**SocProb2 [ASK IF SocProb1 IN (1,11)]**

SHOW CARD D6

And which would you say is the NEXT biggest problem?

1. A. Unemployment
2. B. Crime
3. C. Provision of public transport
4. D. Drug misuse
5. E. Standards of housing
6. F. Provision of health services
7. G. Provision of education services
8. H. Lack of local amenities
9. I. Poverty
10. J. Racial abuse/attacks
11. K. Lack of facilities for young people
12. DO NOT PROMPT : None of these

**AreaPrev [ASK ALL FUD]**

SHOW CARD D7

This card lists some ideas for helping to prevent crime. Which ONE do you PERSONALLY think would be most effective in reducing crime in your area?

1. Reduce unemployment
2. Less violence and crime on television
3. Mobile police stations
4. People making their property more secure
5. More CCTV
6. Parents taking responsibility for their children's actions
7. More schemes like Neighbourhood Watch
8. Send more offenders to prison
9. Firmer discipline in schools
10. More police on the beat
11. DO NOT PROMPT : None of these

**LocActA-  
LocActK**      **[ASK ALL FUD]**

SHOW CARD D8

Since [the first of January 2000/the first of ^DATE^] have you taken any of the following actions in an attempt to solve a local problem affecting people in your area?

CODE ALL THAT APPLY SET [7] OF

1.      Written to a local newspaper
2.      Contacted the appropriate organisation to deal with the problem, e.g. council
3.      Contacted a local councillor or MP
4.      Attended a public meeting or neighbourhood forum to discuss local issues
5.      Attended a tenants' or local residents' group
6.      Attended a protest meeting or joined an action group
7.      Helped organise a petition on a local issue
8.      SPONTANEOUS Thought about it but did not do anything
9.      None of these

#### **D4      EXPERIENCE OF ANTI-SOCIAL BEHAVIOUR**

**BothIns**      **[ASK ALL FUD]**

(Including anything you have already talked about,) Since [the first of January 2000/the first of ^DATE^], have you been insulted, pestered or intimidated in any way by anybody who is not a member of your household?

1.      Yes
2.      No

**NBoths**      **[ASK IF BothIns = Yes]**

How many times since [the first of January 2000/the first of ^DATE^] has this happened?

1.      Once
2.      Twice
3.      Three or more times

**NumbOth**      **[ASK IF BothIns=Yes]**

(The last time this happened) How many people insulted, pestered or intimidated you?

1.      One
2.      Two
3.      Three or more

**BothRel** [ASK IF BothIns=Yes AND Numboth=1 or DK]

(The last time this happened) How well did you know the person who insulted, pestered or intimidated you? Was he/she ... READ OUT

1. Someone you knew well
2. Someone you knew just to speak to casually
3. Someone you knew just by sight
4. or was he/she a stranger?

**BothRel2** [ASK IF BothIns=Yes and Numboth>1]

(The last time this happened) How well did you know the people who insulted, pestered or intimidated you? Were they...READ OUT

1. People you knew well
2. People you knew just to speak to casually
3. People you knew by sight
4. or were they strangers?

**WhyBotA-  
WhyBotN** [ASK IF BothIns= Yes]

(The last time this happened) Why do you think it happened?  
DO NOT PROMPT CODE ALL THAT APPLY SET [11] OF

1. To frighten me
2. To embarrass/humiliate/annoy me
3. To get money from me
4. Due to offender's drunkenness
5. Due to offender's sexual perversion/sexist attitudes
6. Due to offender's racist attitudes
7. Due to offender's homophobic/anti gay or lesbian attitudes
8. Threats/aggression originating from traffic incident
9. Because respondent is elderly
10. Because respondent is disabled
11. Other reason
12. Do not know why it happened

**+(Xothreas)** [ASK IF ANY Whybot =Other reason]

INTERVIEWER RECORD OTHER ANSWER GIVEN

**LastAtak** [ASK IF WhybotF NE 1]

(The last time this happened) Did you think it was racially motivated?

1. Yes
2. No
3. Don't Know

**RaceAtak** [ASK IF LastAtak = Don't know]

Was there anything about the incident that made you think that it might have been racially motivated?

1. Yes
2. No

**D5 ATTITUDES TO ROAD SAFETY**

**AbanCar** [ASK ALL FUD]

How much of a problem are abandoned or burnt out cars in your area? By your area, I mean within 15 minutes walk from here. Are they....READ OUT

1. A very big problem
2. A fairly big problem
3. Not a very big problem
4. or not a problem at all?

**Speed** [ASK ALL FUD]

How much of a problem is speeding traffic in this area? Is it....READ OUT

1. A very big problem
2. A fairly big problem
3. Not a very big problem
4. or not a problem at all?

**CarBeh1-  
CarBeh10** [ASK SECOND HALF OF FUD]

SHOW CARD D9

I am going to read out a list of behaviours related to driving. Choosing a phrase from this card I would like you to tell me how you feel each behaviour should be viewed.

(How do you feel about people ... ?)

1. Not wrong
2. Wrong but should not be viewed as a crime
3. Should be viewed as a crime, but not always strictly enforced
4. Should be viewed as a crime and always strictly enforced

## **BEHAVIOUR STATEMENTS (RANDOMISED)**

- A. Driving without motor insurance
- B. Using a hand held mobile phone whilst driving
- C. Drinking and driving after two pints of beer
- D. Not wearing a rear seat belt in the back of a car
- E. Driving at 40 miles per hour in a 30 miles per hour zone
- F. Parking on double yellow lines
- G. Carrying on driving when tired
- H. Agreeing to ride in a car with a driver who has consumed two pints of beer
- I. Parking in a disabled bay without a valid badge
- J. Driving without a valid driving licence

A		X	
AbanCar.....	9	Xothreas.....	8
AreaLive.....	5		
AreaPrev.....	6		
Attack.....	4		
B			
BothIns.....	7		
BothRel.....	7		
BothRel2.....	8		
BurgReg.....	3		
C			
CarBeh (CarBeh1-CarBeh10).....	9		
CarStole.....	3		
D			
DangAtt.....	2		
I			
ItemStol.....	4		
L			
LastAtak.....	8		
LocAct (LocActA-LocActK).....	7		
LocArea (LocArea1-LocArea8).....	5		
M			
ManVict.....	3		
MugRob.....	4		
N			
NBoths.....	7		
NeighTyp.....	4		
NumbOth.....	7		
R			
RaceAtak.....	8		
S			
SocProb1.....	6		
SocProb2.....	6		
Speed.....	9		
V			
VCHeard.....	2		
VSHeard.....	2		
VSHlpLne.....	2		
VStat1.....	1		
VStat2.....	1		
VStat3.....	1		
VStat4.....	1		
W			
WCardSt.....	3		
WhyBot (WhyBotA-WhyBotN).....	8		
WomVict.....	2		

## FIRES MODULE

**[ALL RESPONDENTS ARE ASKED ABOUT FIRES IN THE LAST 12 MONTHS – NO DISTINCTION BETWEEN TYPE A/TYPE B ADDRESSES]**

### **AnyFire [ASK ALL]**

I would now like to ask about fires in the home. This means all sorts of fires, including chip pan fires and very minor fires and includes fires in sheds, garages or greenhouses.

In the last 12 months, that is since the first of [^DATE^], have you had a fire of any sort where you live?

INTERVIEWER: IF RESPONDENT HAS LIVED AT MORE THAN ONE ADDRESS IN THE LAST 12 MONTHS THE QUESTION SHOULD RELATE TO ALL THE ADDRESSES WHERE THE RESPONDENT HAS LIVED IN THIS TIME.

1. Yes
2. No

### **NumFires [ASK IF AnyFire = Yes]**

How many fires have you had in the last twelve months?

1. One
2. Two
3. Three
4. Four
5. Five or more

### **CausFir1 [ASK IF AnyFire=Yes]**

SHOW CARD F1

What was the cause of the [LAST] fire you had? Please answer from this card

1. Arson
2. Accidents while cooking (including using toasters and microwaves)
3. Accidents with matches or cigarette lighters
4. Cigarettes, cigars, or pipe
5. Children playing with fire other than matches or cigarette lighters
6. Electrical equipment/wiring (including electric blankets)
7. Heating appliances/equipment and fires (including chimney fires)
8. Blow lamps
9. Candles
10. Vehicle fires (wiring etc)
11. Natural occurrences (lightning etc)
12. Bonfires
13. Fireworks
14. Barbecue
15. Other



**+(Xotherfi) [ASK IF Otherfir = Other]**

INTERVIEWER RECORD THE 'OTHER' ANSWER GIVEN

**FirStar1 [ASK IF AnyFire= Yes]**

[I now want to ask you about where the LAST fire you had started.]  
Did the fire first start inside or outside the house/flat?

1. Inside the house/flat
2. Outside the house/flat

**InsidFi1 [ASK IF FifStar1 = Inside home]**

Where inside the house/flat did the fire begin?

1. Kitchen
2. Lounge, living room, dining room
3. Bedroom
4. Bedsitter (bedsitting room)
5. Hallway or landing
6. Elsewhere in house

**+(XinsidF) [ASK IF InsidFi1=Elsewhere]**

INTERVIEWER: RECORD 'OTHER' ANSWER GIVEN

**OutsidH1 [ASK IF Firstar1 = Outside home]**

Where outside the house/flat did the fire begin?

1. Garage – (freestanding not attached to house)
2. Garage – (built onto house)
3. Shed or greenhouse
4. Garden
5. Dustbin
6. Elsewhere outside house

**+XOutSid [ASK IF OutSideH1=Elsewhere]**

INTERVIEWER: RECORD 'OTHER' ANSWER

**FirSpr1a [ASK IF InsidFi1 IN (1..5)]**

Did the fire spread beyond the [kitchen/lounge or dining room/bedroom/bedsitter/hallway or landing]?

1. Yes
2. No

**FirSpr1b [ASK IF InsidFi1=Elsewhere]**

Did the fire spread beyond the [answer given at XInsidF1]?

1. Yes
2. No

**FirSpr1c [ASK IF OutSidH1 IN (1..5)]**

Did the fire spread beyond the [garage/shed or greenhouse/garden/dustbin]?

1. Yes
2. No

**FirSpr1d [ASK IF OutsidH1=Elsewhere]**

Did the fire spread beyond the [answer given at XOutSid1]?

1. Yes
2. No

**FBrigCal [ASK IF YES TO AnyFire]**

Was the Fire Brigade called?

1. Yes
2. No

**ActExFiA-  
ActExFiG [ASK IF YES TO AnyFire]**

Who actually put the fire out?  
CODE ALL THAT APPLY SET [4] OF

1. Fire Brigade
2. Respondent
3. Someone else living in the/your household
4. Someone from outside the home
5. Went out by itself

**FireInjA-  
FireInjK**      **[ASK IF YES TO AnyFire]**

SHOW CARD F2.

Did you or anyone else in your household suffer any of these injuries as a result of this fire? Please include injuries that were caused in trying to put the fire out or in trying to escape from the fire.      CODE ALL THAT APPLY      SET [8] OF

1.      Bruises
2.      Scratches
3.      Cuts
4.      Broken bones
5.      Scalds
6.      Burns
7.      Smoke inhalation
8.      Other injuries
9.      No one in household injured

**FireDoc**      **[ASK IF FireInj IN (1..8)]**

Can I just check, did you or anyone else in your household have attention from a doctor or nurse as a result of the fire?

1.      Yes
2.      No

**FireHosp**      **[ASK IF Firedoc=Yes]**

And did you or anyone else in your household go to hospital for treatment?

1.      Yes
2.      No

**HhdInsur**      **[ASK IF AnyFire=Yes]**

At the time of the [LAST] fire did you have household insurance that covered the cost of the fire damage?

1.      Yes
2.      No

**ClaimFir**      **[ASK IF HhdInsur= Yes]**

Did you or anyone else in your household make a claim for damage caused by the fire?

1.      Yes
2.      No

**FirDamag [ASK IF AnyFire=Yes]**

What was the total cost of the damage done by the fire?  
ENTER ANSWER IN £S

0..9999999

**Smoke [ASK ALL FUC]**

Do you have one or more WORKING smoke alarms fitted in your home?

1. Yes
2. No – no smoke alarm fitted
3. No – smoke alarm fitted, but not working

**NoSmoke [ASK IF Smoke= 2 or 3]**

What is the main reason for not having a [working] smoke alarm fitted in your home?  
DO NOT READ OUT. CODE ONE ONLY.

1. Consider myself/ my family not to be at risk of fire
2. Do not know where to buy smoke alarms
3. Do not know how or where to install smoke alarm/worried about damage to other household fixtures and fittings
4. Cannot afford to buy a smoke alarm
5. Think that they look unsightly
6. Dislike “false alarms”
7. Batteries missing or dead

Codes 8 – 12 added at coding stage

8. Haven't got around to getting one/ Keep on forgetting
9. Have got one but it is not yet fitted/ have been redecorating
10. Have never considered getting one/ Don't feel I need one
11. Live in rented accommodation/ Am waiting for the council to fit one
12. They are annoying/ go off unnecessarily
13. Other
14. N/A

**+(XnoSmoke) [ASK IF NoSmoke =7]**

INTERVIEWER RECORD OTHER ANSWER GIVEN

A	
ActExFi (ActExFiA-ActExFiG) .....	3
AnyFire .....	1
C	
CausFir1 .....	1
ClaimFir.....	4
F	
FBrigCal.....	3
FirDamag .....	4
FireDoc .....	4
FireHosp .....	4
FireInj (FireInjA-FireInjK) .....	3
FirSpr1a .....	2
FirSpr1b .....	2
FirSpr1c .....	3
FirSpr1d .....	3
FirStar1 .....	2
H	
HhdInsur .....	4
I	
InsidFi1 .....	2
N	
NoSmoke .....	5
NumFires .....	1
O	
OutsidH1 .....	2
S	
Smoke.....	4
X	
XinsidF .....	2
XnoSmoke .....	5
Xotherfi .....	1
XOutSid .....	2

## DEMOGRAPHICS MODULE

### G1 HEALTH AND DRINKING

#### GenHealt [ASK ALL]

I would now like to ask you for a few further details about yourself [and your household].  
How is your health in general? Would you say it is...READ OUT

1. Very good
2. Good
3. Fair
4. Bad
5. or very bad?

#### Illness [ASK ALL]

Do you have any long-standing illness, disability or infirmity? By long-standing I mean anything that has troubled you over a period of time or that is likely to affect you over a period of time.

1. Yes
2. No

#### Limits [ASK IF illness = Yes]

Does this illness or disability (Do any of these illnesses or disabilities) limit your activities in any way?

1. Yes
2. No

#### OfftDrink [ASK ALL]

SHOW CARD G1

How often do you usually drink alcohol, whether it's wine, beer, spirits or any other kind of drink containing alcohol?

1. Once or more a day
2. 5 or 6 days a week
3. 3 or 4 days a week
4. 1 or 2 days a week
5. 2 or 3 times a month
6. About once a month
7. Less than once a month
8. Less than once a year
9. Never

**Drinking [ASK IF OftDrink IS IN (1..8)]**

On the days when you do drink alcohol, on average how many units of alcohol do you have in a day? What we mean by a unit of alcohol is a 1/2 pint of beer, a glass of wine, or a single measure of spirit or liqueur.

0..50

**AnySmoke [ASK ALL]**

Do you or does anyone else in your household smoke cigarettes, cigars or a pipe?

1. Yes
2. No

**G2 RESPONDENT'S EMPLOYMENT**

**Work [ASK ALL]**

Did you do any paid work in the seven days ending last Sunday, either as an employee or as self-employed?

1. Yes
2. No

**GovtSch [ASK IF WORK NE Yes]**

Were you on a government scheme for employment training?

1. Yes
2. No

**JobAwy [ASK IF GovtSch NE Yes]**

Did you have a job or business you were away from?

1. Yes
2. No
3. Waiting to take up new job/business already obtained

**OwnBus [ASK IF JobAwy NE Yes]**

Did you do any UNPAID work for any business that you own in the 7 days ending last Sunday?

1. Yes
2. No

**RelBus**            **[ASK IF OwnBus NE Yes]**

Or did you do any UNPAID work for any business that a relative owns?  
NOTE: INCLUDE SPOUSE/COHABITEE

1.     Yes
2.     No

**LookWk4**        **[ASK IF Work = No AND GovtSch = No AND JobAwy = No or Waiting AND OwnBus = No AND RelBus = No]**

Thinking of the last FOUR WEEKS ending last Sunday, were you looking for any kind of paid work or a place on a government training scheme at any time in those 4 weeks?

1.     Yes
2.     No
3.     Waiting to take up new job/business already obtained

**AvSrt2**            **[ASK IF LookWk4 = Yes]**

If a job or a place on a government training scheme had been available last week, would you have been able to start within 2 weeks?

1.     Yes
2.     No

**WhyNLook**      **[(ASK IF Work = No AND GovtSch = No AND JobAwy = No AND OwnBus = No AND RelBus = No) AND (LookWk4 = No OR AvSrt2 = No)]**

What was the MAIN reason [you did not look for work in the last four weeks/you would not have been able to start within two weeks]?

1.     Student
2.     Looking after the family/home
3.     Temporarily sick or injured
4.     Long term sick or disabled
5.     Retired from paid work
6.     Other reasons

**MnthLk1**        **[ASK IF LookWk4 = Yes]**

Over the last 12 months, that is since the first of ^DATE^, how many months have you been looking for paid work or a place on a government training scheme?

0..12



**LkWrk12 [ASK IF LookWk4 NE Yes]**

Can I just check, over the last 12 months, that is since the first of ^DATE^, have you at any time been out of work and looking for a paid job or a place on a government training scheme?

1. Yes
2. No

**MnthLk2 [ASK IF Lkwrk12 = Yes]**

And over the last 12 months, that is since the first of ^DATE^, how many months have you been looking for paid work or a place on a government training scheme?

0..12

**InfStudy [ASK IF Work = Yes OR GovtSch = Yes OR JobAwy = Yes OR OwnBus = Yes OR RelBus = Yes]**

Can I just check, are you a full-time student at college or university?

1. Yes
2. No

**JobEver [ASK IF Work = No AND GovtSch = No AND JobAwy = No or Waiting AND OwnBus = No AND RelBus =No]**

Have you EVER had a paid job, apart from casual or holiday work?

1. Yes
2. No

**WhenLf1-  
WhenLf3 [ASK IF JobEver = Yes]**

When did you leave your last paid job?  
ENTER DATE AS DIGITS DAY/MONTH/YEAR (SO NEW YEAR'S DAY 2001 WOULD BE 01/01/01 AND VALENTINE'S DAY WOULD BE 14/02/01)  
IF RESPONDENT DOES NOT KNOW EXACT DAY USE 15  
IF DOES NOT KNOW EXACT MONTH USE 06

### **G3      RESPONDENT'S EMPLOYMENT DETAILS**

**+Indust1-  
Indust3**

**[ASK IF Work = Yes OR GovtSch = Yes OR JobAwy = Yes OR OwnBus = Yes OR RelBus = Yes OR JobEver = Yes]**

What [does/did] the firm/organisation you [work/worked] for mainly make or do at the place where you [work/worked]?

DESCRIBE FULLY – PROBE MANUFACTURING OR PROCESSING OR DISTRIBUTING AND MAIN GOODS PRODUCED OR SERVICES PROVIDED

Text: Maximum 100 characters

**+JobTit1-  
JobTit3**

**[ASK IF Work = Yes OR GovtSch = Yes OR JobAwy = Yes OR OwnBus = Yes OR RelBus = Yes OR JobEver = Yes]**

What was [your (main) job in the week ending last Sunday/your last (main) job]?

INTERVIEWER: PLEASE ENTER FULL JOB TITLE

Text : Maximum 100 characters

**+JobDes1-  
JobDes3**

**[ASK IF Work = Yes OR GovtSch = Yes OR JobAwy = Yes OR OwnBus = Yes OR RelBus = Yes OR JobEver = Yes]**

What [do/did] you mainly do in your job?

CHECK SPECIAL QUALIFICATIONS/TRAINING NEEDED TO DO THE JOB

**Derived from these, JSOC2001, JSOC1990**

**SelfEmp      [ASK IF Work = Yes OR GovtSch = Yes OR JobAwy = Yes OR OwnBus = Yes OR RelBus = Yes OR JobEver = Yes]**

[Are/Were] you working as an employee or [are/were] you self-employed?

1. Employee
2. Self-employed

**EmpStat      [ASK IF SelfEmp=1]**

In your job [do/did] you have formal responsibility for supervising the work of other employees?

1. Yes
2. No

**Manage      [ASK IF SelfEmp=1]**

[Do/Did] you have any managerial duties?

1. Manager
2. Foreman/supervisor
3. Not manager/supervisor

**NEmplee** [ASK IF SelfEmp=1]

How many employees [are/were] there at the place where you [work/worked]?

1. 1-2
2. 3-24
3. 25-99
4. 100-499
5. 500-999
6. 1000 or more
7. Don't Know

**NEmpIDK** [ASK IF NEmplee = 7]

Would you say there [are/were] less than or more than 25 employees?

1. Less than 25
2. More than 25

**SNemp** [ASK IF SelfEmp = 2]

How many people [do/did] you employ at the place where you [work/worked]?

1. None
2. 1-2
3. 3-24
4. 25-99
5. 100-499
6. 500-999
7. 1000 or more
8. Don't Know

**NEmpDK** [ASK IF SNemp = 8]

Would you say there [are/were] less than or more than 25 employees?

1. Less than 25
2. More than 25

**FtPt** [ASK IF Work = Yes OR GovtSch = Yes OR JobAwy = Yes OR OwnBus = Yes OR RelBus = Yes OR JobEver = Yes]

In your (main) job [are/were] you working....READ OUT

1. Full-time
2. or part-time?

**G4 HOUSEHOLD REFERENCE PERSON'S EMPLOYMENT  
[ASKED IF RESPONDENT IS NOT HRP]**

**WorkHRP [ASK IF RESPONDENT IS NOT HRP]**

I'd now like to ask you about [^NAME^]'s employment. Did he/she do any paid work in the 7 days ending last Sunday, either as an employee or as self-employed?

1. Yes
2. No

**HGovtSc [ASK IF WorkHRP NE Yes]**

Were they on a government scheme for employment training?

1. Yes
2. No

**HJobAwy [ASK IF HGovtSc NE Yes]**

Did they have a job or business they were away from?

1. Yes
2. No
3. Waiting to take up new job/business already obtained

**HOwnBus [ASK IF HJobAwy NE Yes]**

Did they do any UNPAID work for any business that they own in the 7 days ending last Sunday?

1. Yes
2. No

**HRelBus [ASK IF HOwnBus NE Yes]**

Or did they do any UNPAID work for any business that a relative owns?  
NOTE: INCLUDE SPOUSE/COHABITEE

1. Yes
2. No

**HLookWk** [ASK IF WorkHRP = No AND HGovtSc = No AND HJobAwy = No or Waiting AND HOwnBus = No AND HRelBus = No]

Thinking of the LAST FOUR WEEKS ending last Sunday, were they looking for any kind of paid work or a place on a government training scheme at any time in those 4 weeks?

1. Yes
2. No
3. Waiting to take up new job/business already obtained

**HAvSrt2** [ASK IF HLookWk = Yes]

If a job or a place on a government training scheme had been available last week, would they have been able to start within 2 weeks?

1. Yes
2. No

**HWhyNLk** [(ASK IF WorkHRP = No AND HGovtSc = No AND HJobAwy = No AND HOwnBus = No AND HRelBus = No) AND (HLookWk = No OR HAvSrt2 = No)]

What was the MAIN reason [they did not look for work in the last 4 weeks/they would not have been able to start work within 2 weeks]?

1. Student
2. Looking after the family/home
3. Temporarily sick or injured
4. Long term sick or disabled
5. Retired from paid work
6. Other reasons

**HRPStudy** [ASK IF WorkHRP= Yes OR HGovtSc = Yes OR HJobAwy = Yes OR HOwnBus = Yes OR HRelBus = Yes]

Can I just check, are they a full-time student at college or university?

1. Yes
2. No

**HRPEverW** [ASK IF WorkHRP=No AND HGovtSc = No AND HJobAwy = No or Waiting AND HOwnBus = No AND HRelBus =No]

Have they EVER had a paid job, apart from casual or holiday work?

1. Yes
2. No

**HWhenL1-**

**HWhenL3**      **[ASK IF HRPEverW = Yes]**

When did they leave their last paid job?  
ENTER DATE AS DIGITS DAY/ MONTH/ YEAR  
(SO NEW YEAR'S DAY 2001 WOULD BE 01/01/01 AND VALENTINE'S DAY WOULD BE 14/02/01)  
IF RESPONDENT DOES NOT KNOW EXACT DAY USE 15  
IF DOES NOT KNOW EXACT MONTH USE 06

**G5      HOUSEHOLD REFERENCE PERSON'S EMPLOYMENT DETAILS**

**+HIndus1-**

**HIndus3**      **[ASK IF WorkHRP = Yes OR HGovtSc = Yes OR HJobAwy = Yes OR  
HOwnBus = Yes OR HRelBus = Yes OR HRPEverW = Yes]**

What [does/did] the firm/organisation they [work/worked] for mainly make or do at the place where they [work/worked]?  
DESCRIBE FULLY – PROBE MANUFACTURING OR PROCESSING OR DISTRIBUTING AND MAIN GOODS PRODUCED OR SERVICES PROVIDED

Text: Maximum 100 characters

**+HJobT1-**

**HJobT3**      **[ASK IF WorkHRP = Yes OR HGovtSc = Yes OR HJobAwy = Yes OR  
HOwnBus = Yes OR HRelBus = Yes OR HRPEverW = Yes]**

What was their [(main) job in the week ending last Sunday/last (main) job]?  
ENTER FULL JOB TITLE

Text : Maximum 100 characters

**+HJobD1-**

**HJobD3**      **[ASK IF WorkHRP = Yes OR HGovtSc = Yes OR HJobAwy = Yes OR  
HOwnBus = Yes OR HRelBus = Yes OR HRPEverW = Yes]**

What [do/did] they mainly do in their job?  
CHECK SPECIAL QUALIFICATIONS/TRAINING NEEDED TO DO THE JOB

**HRPSelf**      **[ASK IF WorkHRP = Yes OR HGovtSc = Yes OR HJobAwy = Yes OR  
HOwnBus = Yes OR HRelBus = Yes OR HRPEverW = Yes]**

[Are/Were] they working as an employee or [are/were] they self-employed?

1.      Employee
2.      Self-employed

**HEmpStat**      **[ASK IF HRPSelf=1]**

In their job [do/did] they have formal responsibility for supervising the work of other employees?

1.      Yes
2.      No

**HManage [ASK IF HRPSelf=1]**

[Do/Did] they have any managerial duties?

1. Manager
2. Foreman/supervisor
3. Not manager/supervisor

**HNEmployee [ASK IF HRPSelf=1]**

How many employees [are/were] there at the place where they [work/worked]?

1. 1-2
2. 3-24
3. 25-99
4. 100-499
5. 500-999
6. 1000 or more
7. Don't Know

**HNEmpId [ASK IF HNEmployee = 7]**

Would you say there [are/were] less than or more than 25 employees?

1. Less than 25
2. More than 25

**HSNemp [ASK IF HRPSelf = 2]**

How many people [do/did] they employ at the place where they [work/worked]?

1. None
2. 1-2
3. 3-24
4. 25-99
5. 100-499
6. 500-999
7. 1000 or more
8. Don't Know

**HNEmpDK [ASK IF HSNemp = 8]**

Would you say there [are/were] less than or more than 25 employees?

1. Less than 25
2. More than 25

**HFtPt** [ASK IF WorkHRP = Yes OR HGovtSc = Yes OR HJobAwy = Yes OR HOwnBus = Yes OR HRelBus = Yes OR HRPEverW = Yes]

In their (main) job [are/were] they working....READ OUT

1. Full-time
2. or part-time?

## **G6 OTHER CLASSIFICATION**

**Educint** [ASK ALL]

SHOW CARD Y3

Do you have any of the qualifications listed on this card?

1. Yes
2. No

**Educat2** [ASK IF Educint = 1]

SHOW CARD Y3

Starting from the top of the card, please look down the list of qualifications and tell me the number of the first one you come to that you have passed.

1. Higher degree/postgraduate qualifications
2. First degree (including B. Ed.)  
Postgraduate diplomas/Certificates (inc. PGCE)  
Professional qualifications at degree level (e.g. chartered accountant/surveyor)  
NVQ/SVQ Level 4 or 5
3. Diplomas in higher education/other H.E. qualifications  
HNC/HND/BTEC Higher  
Teaching qualifications for schools/further education (below degree level)  
Nursing/other medical qualifications (below degree level)  
RSA Higher Diploma
4. A/AS levels/SCE Higher/Scottish Certificate 6th Year Studies  
NVQ/SVQ/GSVQ level 3/GNVQ Advanced  
ONC/OND/BTEC National  
City and Guilds Advanced Craft/Final level/ Part III/RSA Advanced Diploma
5. Trade Apprenticeships
6. O Level/GCSE grades A-C/SCE Standard/Ordinary grades 1-3  
CSE grade 1  
NVQ/SVQ/GSVQ level 2/GNVQ intermediate  
BTEC/SCOTVEC first/General diploma  
City and Guilds Craft/Ordinary level/Part II/RSA Diploma
7. O Level/GCSE grades D-G/SCE Standard/Ordinary below grade 3  
CSE grades 2-5  
NVQ/SVQ/GSVQ level 1/GNVQ foundation  
BTEC/SCOTVEC first/General Certificate  
City and Guilds part 1/RSA Stage I-III  
SCOTVEC modules/Junior certificate
8. Other qualifications (including overseas)



**EthC2001 [ASK ALL]**

SHOW CARD Y4

Please choose one answer on this card to indicate your cultural background  
CODE ONE ONLY

1. A. White - British
2. B. White - Irish
3. C. White – Other White Background
4. D. Mixed – White and Black Caribbean
5. E. Mixed – White and Black African
6. F. Mixed – White and Asian
7. G. Mixed – Any Other Mixed Background
8. H. Asian or Asian British – Indian
9. I. Asian or Asian British – Pakistani
10. J. Asian or Asian British – Bangladeshi
11. K. Asian or Asian British – Other Asian Background
12. L. Black or Black British – Caribbean
13. M. Black or Black British – African
14. N. Black or Black British – Other Black Background
15. O. Chinese
16. P. Other ethnic group

**Ethnic1 [ASK IF EthC2001 = 3 or 7 or 11 or 14 or 16]**

ASK OR RECORD

Can I just check, what you consider your background to be? DO NOT PROMPT

1. English
2. Scottish
3. Welsh
4. Other (specify)

**Tenure1 [ASK ALL]**

SHOW CARD G2

In which of these ways do you occupy this accommodation?

1. Own it outright
2. Buying it with the help of a mortgage or loan
3. Pay part rent and part mortgage (shared ownership)
4. Rent it
5. Live here rent free (inc. rent free in relative/friend's property, excluding squatting)
6. Squatting

**Rent1 [ASK IF Tenure1 = 3 or 4 or 5]**

Does the accommodation go with the job of anyone in the household?

1. Yes
2. No

**Rent2** [ASK IF Tenure1 = 3 or 4 or 5]

Who is your landlord?

1. Local authority/council/new town development
2. A housing association or charitable trust
3. Employer (organisation) of a household member
4. Another organisation
5. Relative/friend (before you lived here) of a household member
6. Employer (individual) of a household member
7. Another individual private landlord

**Rent3** [ASK IF Tenure1 = 3 or 4 or 5]

Is the accommodation provided...READ OUT

1. Furnished
2. Partly furnished (e.g. curtains and carpets only)
3. or unfurnished?

**AgeHouse** [ASK ALL]

When was the building first built?

1. Before 1919
2. Between 1919 and 1944
3. Between 1945 and 1964
4. Between 1965 and 1984
5. 1985 or later
6. Don't Know but before 1945
7. Don't Know but after 1945

**TotHhIn1 [ASK ALL]**

**SHOW CARD Y5**

The next questions are on income. We want to know if this influences people's experience of crime.

I would like to know about your overall HOUSEHOLD income from all sources in the last year. This includes earnings from employment or self-employment, income from benefits and pensions, and income from other sources such as interest from savings.

Please look at this card and tell me which number represents your TOTAL HOUSEHOLD INCOME in the last year from all sources BEFORE tax and other deductions.

	<b>Annual</b>	<b>Weekly</b>
1.	Under £2,500	Under £50
2.	£2,500 - £4,999	£50 - £99
3.	£5,000 - £9,999	£100 - £199
4.	£10,000 - £14,999	£200 - £289
5.	£15,000 - £19,999	£290 - £389
6.	£20,000 - £24,999	£390 - £489
7.	£25,000 - £29,999	£490 - £579
8.	£30,000 - £34,999	£580 - £679
9.	£35,000 - £39,999	£680 - £769
10.	£40,000 - £44,999	£770 - £869
11.	£45,000 - £49,999	£870 - £969
12.	£50,000 or more	£970 or more
13.	SPONTANEOUS : Nothing/No work or scheme	

**IndInc [ASK IF (Work = Yes OR GovtSch = Yes) AND Nadults > 1]**

**SHOW CARD Y5**

Now I would like to ask you about how much you PERSONALLY earned from your work or government training scheme in the last year. Please look at the card and tell me which number represents your PERSONAL EARNINGS in the last year BEFORE tax and other deductions.

INTERVIEWER: EXPLAIN DIFFERENCE BETWEEN INCOME AND EARNINGS IF RESPONDENT IS UNSURE

	<b>Annual</b>	<b>Weekly</b>
1.	Under £2,500	Under £50
2.	£2,500 - £4,999	£50 - £99
3.	£5,000 - £9,999	£100 - £199
4.	£10,000 - £14,999	£200 - £289
5.	£15,000 - £19,999	£290 - £389
6.	£20,000 - £24,999	£390 - £489
7.	£25,000 - £29,999	£490 - £579
8.	£30,000 - £34,999	£580 - £679
9.	£35,000 - £39,999	£680 - £769
10.	£40,000 - £44,999	£770 - £869
11.	£45,000 - £49,999	£870 - £969
12.	£50,000 or more	£970 or more
13.	SPONTANEOUS : Nothing/No work or scheme	

**PIndInc [ASK IF Marst = 2 OR Cohab =1]**

SHOW CARD Y6

Now I would like to ask you about how much, if anything, your WIFE/HUSBAND/PARTNER earned from any work or government training scheme in the last year. Please look at the card and tell me which number represents their PERSONAL EARNINGS in the last year BEFORE tax and other deductions.

<b>Annual</b>	<b>Weekly</b>
1. Nothing/no work or scheme	
2. Under £2,500	Under £50
3. £2,500 - £4,999	£50 - £99
4. £5,000 - £9,999	£100 - £199
5. £10,000 - £14,999	£200 - £389
6. £15,000 - £19,999	£290 - £389
7. £20,000 - £24,999	£390 - £489
8. £25,000 - £29,999	£490 - £579
9. £30,000 - £34,999	£580 - £679
10. £35,000 - £39,999	£680 - £769
11. £40,000 - £44,999	£770 - £869
12. £45,000 - £49,999	£870 - £969
13. £50,000 or more	£970 or more

**ManagHh2 [ASK ALL]**

SHOW CARD G3

How much of a problem would it be if you PERSONALLY suddenly had to find £100 to meet an unexpected expense?

1. Impossible to find
2. A bit of a problem
3. No problem

A		JobDes (JobDes1-JobDes3) .....	4
AgeHouse .....	12	JobEver .....	4
AnySmoke .....	2	JobTit (JobTit1-JobTit3) .....	4
AvSrt2 .....	3	JSOC1990.....	4
D		JSOC2001.....	4
Drinking.....	1	L	
E		Limits.....	1
Educat2.....	10	LkWrk12 .....	3
Educint.....	10	LookWk4 .....	3
EmpStat .....	5	M	
EthC2001 .....	11	Manage .....	5
Ethnic1 .....	11	ManagHh2.....	14
F		MnthLk1 .....	3
FtPt .....	6	MnthLk2 .....	3
G		N	
GenHealt.....	1	NEmpDK .....	6
GovtSch .....	2	NEmpIDK .....	5
H		NEmplee .....	5
HAvSrt2 .....	7	O	
HEmpStat .....	8	OfDrink .....	1
HFtPt.....	9	OwnBus.....	2
HGovtSc .....	6	P	
HIndus (HIndus1-HIndus3) .....	8	PIndInc.....	14
HJobAwy.....	6	R	
HJobD (HJobD1-HJobD3) .....	8	RelBus.....	2
HJobT (HJobT1-HJobT3).....	8	Rent1.....	11
HLookWk .....	7	Rent2.....	12
HManage .....	9	Rent3.....	12
HNEmpDK .....	9	S	
HNEmpld .....	9	SelfEmp.....	5
HNEmplee .....	9	SNemp .....	5
HOwnBus.....	6	T	
HRelBus.....	7	Tenure1 .....	11
HRPEverW .....	7	TotHhIn1 .....	13
HRPSelf .....	8	W	
HRPStudy .....	7	WhenLf (WhenLf1-WhenLf3).....	4
HSNemp .....	9	WhyNLook.....	3
HWhenL (HWhenL1-HWhenL3).....	8	Work.....	2
HWhyNLk.....	7	WorkHRP .....	6
I			
Illness.....	1		
IndInc .....	13		
Indust (Indust1-Indust3) .....	4		
InfStudy.....	4		
J			
JobAwy .....	2		

**DRUGS SELF-COMPLETION**  
**[ASKED OF ALL RESPONDENTS AGED 16-59]**

**SC1 SELF-COMPLETION PRACTICE QUESTIONS**

**[ASK ALL AGE 16-59]**

The next questions are for you to answer yourself. Before you do this I will show you how to enter your answers into the computer.

For some questions you can choose one answer and for others you can choose more than one answer. You can choose your answers from those listed on the screen by pressing the numbers next to the answer you want to give

Here is an example of the first type of question where you have to choose one answer.

INTERVIEWER: TURN SCREEN TO RESPONDENT AND LET THE RESPONDENT ENTER THEIR ANSWERS WHILE YOU OBSERVE AND HELP IF NECESSARY.

1. Continue

**+Pract1 [ASK ALL AGE 16-59]**

PRESS THE NUMBER NEXT TO THE ANSWER YOU WANT TO GIVE. WHEN YOU HAVE DONE THIS PRESS THE KEY WITH THE RED STICKER TO MOVE TO THE NEXT QUESTION.

Have you used a computer before?

1. Yes
2. No

**+Pract2 [ASK ALL AGE 16-59]**

THIS TIME YOU CAN CHOOSE MORE THAN ONE ANSWER IF YOU WANT. PRESS THE NUMBERS NEXT TO THE ANSWERS YOU WANT TO GIVE. AFTER EACH ANSWER YOU NEED TO PRESS THE SPACE BAR (THE LARGE BAR AT THE BOTTOM OF THE KEYBOARD).

USE THE PAGE UP AND PAGE DOWN KEYS (MARKED PgUp AND PgDn) TO SEE MORE ANSWERS.

WHEN YOU HAVE GIVEN ALL YOUR ANSWERS, PRESS THE KEY WITH THE RED STICKER TO MOVE TO THE NEXT QUESTION.

Which of these do you have in your home?

1. TV
2. Radio
3. Washing machine
4. Dishwasher
5. Electric kettle
6. Electric iron
7. CD player
8. Computer
9. Microwave
10. Video
11. Games console
12. DVD player
13. Mini disc system
14. Answer phone

**+Pract3 [ASK ALL AGE 16-59]**

MOST QUESTIONS WILL BE LIKE THESE TWO EXAMPLES. FOR A FEW QUESTIONS, NO ANSWERS WILL BE SHOWN ON THE SCREEN AND YOU WILL NEED TO TYPE IN YOUR OWN ANSWER, USING EITHER THE LETTERS OR THE NUMBERS ON THE KEYBOARD. HERE IS ANOTHER EXAMPLE. ONCE YOU HAVE TYPED IN YOUR ANSWER PRESS THE KEY WITH THE RED STICKER TO MOVE TO THE NEXT QUESTION.

What is your first name?

Text: Maximum 25 characters

**+PractEnd [ASK ALL 16-59]**

You have now finished the practice questions. Please tell the interviewer you are ready to move on and hand the computer back for a moment.

1. Continue

**NonResp [ASK ALL 16-59]**

INTERVIEWER: HAS THE RESPONDENT ACCEPTED THE SELF-COMPLETION?

1. Self-completion accepted
2. Self-completion refused
3. Completed by interviewer

**WhyRefDA-  
WhyRefDN [ASK IF Nonresp = 2 or 3]**

INTERVIEWER - CODE REASON(S) WHY RESPONDENT REFUSED OR WANTED INTERVIEWER TO COMPLETE.

1. Didn't like computer
2. Eyesight problems
3. Other disability
4. Objected to study
5. Worried about confidentiality
6. Could not read/write
7. Ran out of time
8. Language problems
9. Couldn't be bothered
10. Children present/tending to children
11. Other people present in room
12. Other

**+(XwhyRefD) [ASK IF WhyRefD = Other]**

INTERVIEWER: RECORD OTHER REASONS FOR REFUSAL

**[ASK IF NonResp = 1 or 3]**

IF RESPONDENT ACCEPTS THE SELF-COMPLETION GO ON WITH THE DRUGS MODULE BY CONTINUING TO THE NEXT SCREEN AND EITHER HANDING THE COMPUTER BACK TO THE RESPONDENT OR BY COMPLETING THE MODULE WITH THE RESPONDENT.

**SC2 WHETHER THE RESPONDENT HAS EVER TAKEN DRUGS  
[ASK ALL AGE 16-59]**

The following questions ask whether or not you have ever used drugs. Please answer them honestly. The answers you give are completely confidential.

Please choose your answers by pressing the number next to the answer you want to give and then pressing the key with the red sticker to move on to the next question.

If you press the wrong key the interviewer can tell you how to change the answer. Just ask if you want help.

At the end, there are a couple of questions about substances you may have taken, not knowing what they were called. Please do not include drugs that you have taken, or are taking, on a doctor's prescription.

NOW PRESS THE KEY WITH THE RED STICKER TO MOVETO THE NEXT QUESTION.



**DRQ1A [ASK ALL AGE 16-59]**

Have you EVER taken AMPHETAMINES (SPEED, WHIZZ, UPPERS, BILLY) even if it was a long time ago?

1. Yes
2. No
3. Never heard of it
4. Don't want to answer

**DRQ2A [ASK ALL AGE 16-59]**

Have you EVER taken CANNABIS (MARIJUANA, GRASS, HASH, GANJA, BLOW, DRAW, SKUNK, WEED, SPLIFF) even if it was a long time ago?

1. Yes
2. No
3. Never heard of it
4. Don't want to answer

**DRQ3A [ASK ALL AGE 16-59]**

Have you EVER taken COCAINE/COKE even if it was a long time ago?

1. Yes
2. No
3. Never heard of it
4. Don't want to answer

**DRQ4A [ASK ALL AGE 16-59]**

Have you EVER taken CRACK/ROCK/STONES even if it was a long time ago?

1. Yes
2. No
3. Never heard of it
4. Don't want to answer

**DRQ5A [ASK ALL AGE 16-59]**

Have you EVER taken ECSTASY ('E') even if it was a long time ago?

1. Yes
2. No
3. Never heard of it
4. Don't want to answer

**DRQ6A [ASK ALL AGE 16-59]**

Have you EVER taken HEROIN (SMACK, 'H', BROWN) even if it was a long time ago?

1. Yes
2. No
3. Never heard of it
4. Don't want to answer

**DRQ7A [ASK ALL AGE 16-59]**

Have you EVER taken LSD/ACID even if it was a long time ago?

1. Yes
2. No
3. Never heard of it
4. Don't want to answer

**DRQ8A [ASK ALL AGE 16-59]**

Have you EVER taken MAGIC MUSHROOMS even if it was a long time ago?

1. Yes
2. No
3. Never heard of it
4. Don't want to answer

**DRQ9A [ASK ALL AGE 16-59]**

Have you EVER taken METHADONE or PHYSEPTONE (not prescribed by a doctor) even if it was a long time ago?

1. Yes
2. No
3. Never heard of it
4. Don't want to answer

**DRQ10A [ASK ALL AGE 16-59]**

Have you EVER taken SEMERON even if it was a long time ago?

1. Yes
2. No
3. Never heard of it
4. Don't want to answer

**DRQ11A [ASK ALL AGE 16-59]**

Have you EVER taken TRANQUILLIZERS (TEMAZEPAM, VALIUM) (not prescribed by a doctor) even if it was a long time ago?

1. Yes
2. No
3. Never heard of it
4. Don't want to answer

**DRQ12A [ASK ALL AGE 16-59]**

Have you EVER taken AMYL NITRITE (POPPERS) even if it was a long time ago?

1. Yes
2. No
3. Never heard of it
4. Don't want to answer

**DRQ13A [ASK ALL AGE 16-59]**

Have you EVER taken ANABOLIC STEROIDS (STEROIDS) (not prescribed by a doctor) even if it was a long time ago?

1. Yes
2. No
3. Never heard of it
4. Don't want to answer

**DRQ14A [ASK ALL AGE 16-59]**

Have you EVER taken GLUES, SOLVENTS, GAS OR AEROSOLS (TO SNIFF OR INHALE) even if it was a long time ago?

1. Yes
2. No
3. Don't want to answer

**DRQ15A [ASK ALL AGE 16-59]**

Apart from anything you have already mentioned have you EVER taken PILLS OR POWDERS (not prescribed by a doctor) when you didn't know what they were, even if it was a long time ago?

1. Yes
2. No
3. Don't want to answer

**DRQ16A [ASK ALL AGE 16-59]**

Apart from anything you have already mentioned, have you EVER SMOKED SOMETHING (excluding tobacco) when you didn't know what it was, even if it was a long time ago?

1. Yes
2. No
3. Don't want to answer

**DRQ17A [ASK ALL AGE 16-59]**

Apart from anything else you have already mentioned, have you EVER taken ANYTHING ELSE THAT YOU THOUGHT WAS A DRUG (not prescribed by a doctor) when you didn't know what it was, even if it was a long time ago?

1. Yes
2. No
3. Don't want to answer

**SC3 WHETHER THE RESPONDENT HAS TAKEN DRUGS IN THE LAST 12 MONTHS  
[ASK IF EVER TAKEN DRUG]**

**DRQ1B [ASK IF DRQ1A=1]**

In the last 12 MONTHS have you taken AMPHETAMINES (SPEED, WHIZZ, UPPERS, BILLY)?

1. Yes
2. No
3. Don't want to answer

**DRQ2B [ASK IF DRQ2A=1]**

In the last 12 MONTHS have you taken CANNABIS (MARIJUANA, GRASS, HASH, GANJA, BLOW, DRAW, SKUNK, WEED, SPLIFF)?

1. Yes
2. No
3. Don't want to answer

**DRQ3B [ASK IF DRQ3A=1]**

In the last 12 MONTHS have you taken COCAINE/COKE?

1. Yes
2. No
3. Don't want to answer

**DRQ4B [ASK IF DRQ4A=1]**

In the last 12 MONTHS have you taken CRACK/ROCK/STONES?

1. Yes
2. No
3. Don't want to answer

**DRQ5B [ASK IF DRQ5A=1]**

In the last 12 MONTHS have you taken ECSTASY ('E')?

1. Yes
2. No
3. Don't want to answer

**DRQ6B [ASK IF DRQ6A=1]**

In the last 12 MONTHS have you taken HEROIN (SMACK,'H', BROWN)?

1. Yes
2. No
3. Don't want to answer

**DRQ7B [ASK IF DRQ7A=1]**

In the last 12 MONTHS have you taken LSD/ACID?

1. Yes
2. No
3. Don't want to answer

**DRQ8B [ASK IF DRQ8A=1]**

In the last 12 MONTHS have you taken MAGIC MUSHROOMS?

1. Yes
2. No
3. Don't want to answer

**DRQ9B [ASK IF DRQ9A=1]**

In the last 12 MONTHS have you taken METHADONE or PHYSEPTONE (not prescribed by a doctor)?

1. Yes
2. No
3. Don't want to answer

**DRQ10B [ASK IF DRQ10A=1]**

In the last 12 MONTHS have you taken SEMERON?

1. Yes
2. No
3. Don't want to answer

**DRQ11B [ASK IF DRQ11A=1]**

In the last 12 MONTHS have you taken TRANQUILLIZERS (TEMAZEPAM, VALIUM) (not prescribed by a doctor)?

1. Yes
2. No
3. Don't want to answer

**DRQ12B [ASK IF DRQ12A=1]**

In the last 12 MONTHS have you taken AMYL NITRITE (POPPERS)?

1. Yes
2. No
3. Don't want to answer

**DRQ13B [ASK IF DRQ13A=1]**

In the last 12 MONTHS have you taken ANABOLIC STEROIDS (STEROIDS) (not prescribed by a doctor)?

1. Yes
2. No
3. Don't want to answer

**DRQ14B [ASK IF DRQ14A=1]**

In the last 12 MONTHS have you taken GLUES, SOLVENTS, GAS OR AEROSOLS (TO SNIFF OR INHALE)?

1. Yes
2. No
3. Don't want to answer

**DRQ15B [ASK IF DRQ15A=1]**

Apart from anything you have already mentioned, in the last 12 MONTHS have you taken PILLS OR POWDERS (not prescribed by a doctor) when you didn't know what they were?

1. Yes
2. No
3. Don't want to answer

**DRQ16B [ASK IF DRQ16A=1]**

Apart from anything you have already mentioned, in the last 12 MONTHS have you SMOKED SOMETHING (excluding tobacco) when you didn't know what it was?

1. Yes
2. No
3. Don't want to answer

**DRQ17B [ASK IF DRQ17A=1]**

Apart from anything you have already mentioned, in the last 12 MONTHS have you taken ANYTHING ELSE THAT YOU THOUGHT WAS A DRUG (not prescribed by a doctor) when you didn't know what it was?

1. Yes
2. No
3. Don't want to answer

**SC4 WHETHER THE RESPONDENT HAS TAKEN DRUGS IN THE LAST MONTH  
[ASK IF TAKEN DRUG IN LAST 12 MONTHS]**

**DRQ1C [ASK IF DRQ1B=1]**

In the LAST MONTH have you taken AMPHETAMINES (SPEED, WHIZZ, UPPERS, BILLY?)

1. Yes
2. No
3. Don't want to answer

**DRQ2C [ASK IF DRQ2B=1]**

In the LAST MONTH have you taken CANNABIS (MARIJUANA, GRASS, HASH, GANJA, BLOW, DRAW, SKUNK, WEED, SPLIFF)?

1. Yes
2. No
3. Don't want to answer

**DRQ3C [ASK IF DRQ3B=1]**

In the LAST MONTH have you taken COCAINE/COKE?

1. Yes
2. No
3. Don't want to answer

**DRQ4C [ASK IF DRQ4B=1]**

In the LAST MONTH have you taken CRACK/ROCK/STONES?

1. Yes
2. No
3. Don't want to answer

**DRQ5C [ASK IF DRQ5B=1]**

In the LAST MONTH have you taken ECSTASY ('E')?

1. Yes
2. No
3. Don't want to answer

**DRQ6C [ASK IF DRQ6B=1]**

In the LAST MONTH have you taken HEROIN (SMACK,'H', BROWN)?

1. Yes
2. No
3. Don't want to answer

**DRQ7C [ASK IF DRQ7B=1]**

In the LAST MONTH have you taken LSD/ACID?

1. Yes
2. No
3. Don't want to answer

**DRQ8C [ASK IF DRQ8B=1]**

In the LAST MONTH have you taken MAGIC MUSHROOMS?

1. Yes
2. No
3. Don't want to answer



**DRQ9C [ASK IF DRQ9B=1]**

In the LAST MONTH have you taken METHADONE or PHYSEPTONE (not prescribed by a doctor)?

1. Yes
2. No
3. Don't want to answer

**DRQ10C [ASK IF DRQ10B=1]**

In the LAST MONTH have you taken SEMERON?

1. Yes
2. No
3. Don't want to answer

**DRQ11C [ASK IF DRQ11B=1]**

In the LAST MONTH have you taken TRANQUILLIZERS (TEMAZEPAM, VALIUM) (not prescribed by a doctor)?

1. Yes
2. No
3. Don't want to answer

**DRQ12C [ASK IF DRQ12B=1]**

In the LAST MONTH have you taken AMYL NITRITE (POPPERS)?

1. Yes
2. No
3. Don't want to answer

**DRQ13C [ASK IF DRQ13B=1]**

In the LAST MONTH have you taken ANABOLIC STEROIDS (STEROIDS) (not prescribed by a doctor)?

1. Yes
2. No
3. Don't want to answer

**DRQ14C [ASK IF DRQ14B=1]**

In the LAST MONTH have you taken GLUES, SOLVENTS, GAS OR AEROSOLS (TO SNIFF OR INHALE)?

1. Yes
2. No
3. Don't want to answer

**DRQ15C [ASK IF DRQ15B=1]**

Apart from anything you have already mentioned, in the LAST MONTH have you taken PILLS OR POWDERS (not prescribed by a doctor) when you didn't know what they were?

1. Yes
2. No
3. Don't want to answer

**DRQ16C [ASK IF DRQ16B=1]**

Apart from anything you have already mentioned, in the LAST MONTH have you SMOKED SOMETHING (excluding tobacco) when you didn't know what it was?

1. Yes
2. No
3. Don't want to answer

**DRQ17C [ASK IF DRQ17B=1]**

Apart from anything you have already mentioned, in the LAST MONTH have you taken ANYTHING ELSE THAT YOU THOUGHT WAS A DRUG (not prescribed by a doctor) when you didn't know what it was?

1. Yes
2. No
3. Don't want to answer

**SC5 WHEN A DRUG WAS FIRST TAKEN  
[ASK IF DRUG EVER TAKEN DRUG AND AGE=16-24]**

**[ASK IF ANY OF DRQ1A-DRQ9A=1]**

The following questions ask you at what age you first took drugs. Enter the age in numbers. If you do not want to answer the question enter 99 at the question.  
NOW PRESS THE KEY WITH THE RED STICKER TO MOVE TO THE NEXT QUESTION

**DRQ1D [ASK IF DRQ1A=1 AND AGE=16-24]**

Around what age did you first take AMPHETAMINES (SPEED, WHIZZ, UPPERS, BILLY?)

0..24

99 = Don't want to answer

**DRQ2D [ASK IF DRQ2A=1 AND AGE=16-24]**

Around what age did you first take CANNABIS (MARIJUANA, GRASS, HASH, GANJA, BLOW, DRAW, SKUNK, WEED, SPLIFF)?

0..24

99 = Don't want to answer

**DRQ3D [ASK IF DRQ3A=1 AND AGE=16-24]**

Around what age did you first take COCAINE/COKE?

0..24

99 = Don't want to answer

**DRQ4D [ASK IF DRQ4A=1 AND AGE=16-24]**

Around what age did you first take CRACK/ROCK/STONES?

0..24

99 = Don't want to answer

**DRQ5D [ASK IF DRQ5A=1 AND AGE=16-24]**

Around what age did you first take ECSTASY ('E')?

0..24

99 = Don't want to answer

**DRQ6D [ASK IF DRQ6A=1 AND AGE=16-24]**

Around what age did you first take HEROIN (SMACK,'H', BROWN)?

0..24

99 = Don't want to answer

**DRQ7D [ASK IF DRQ7A=1 AND AGE=16-24]**

Around what age did you first take LSD/ACID?

0..24

99 = Don't want to answer

**DRQ8D [ASK IF DRQ8A=1 AND AGE=16-24]**

Around what age did you first take MAGIC MUSHROOMS?

0..24

99 = Don't want to answer

**DRQ9D [ASK IF DRQ9A=1 AND AGE=16-24]**

Around what age did you first take METHADONE or PHYSEPTONE (not prescribed by a doctor)?

0..24

99 = Don't want to answer

**SC6 HOW EASY IS IT TO OBTAIN ILLEGAL DRUGS  
[ASK ALL 16-24]**

**DRQ1E [ASK IF AGE=16-24]**

How easy would it be for you to get ILLEGAL DRUGS if you wanted to?

1. Very easy
2. Fairly easy
3. Fairly difficult
4. Very difficult
5. Impossible
6. Don't know
7. Don't want to answer

**SC7 HOW EASY IS IT TO OBTAIN SPECIFIC DRUGS**

**[ASK ALL 16-24 WHO HAVE HEARD OF DRUG]**

**DRQ1F [ASK IF AGE=16-24 AND DRQ1A IS NOT Never heard of it]**

How easy would it be for you to get AMPHETAMINES (SPEED, WHIZZ, UPPERS, BILLY) if you wanted to?

1. Very easy
2. Fairly easy
3. Fairly difficult
4. Very difficult
5. Impossible
6. Don't know
7. Don't want to answer

**DRQ2F [ASK IF AGE=16-24 AND DRQ2A IS NOT Never heard of]**

How easy would it be for you to get CANNABIS (MARIJUNA, GRASS, HASH, GANJA, BLOW, DRAW, SKUNK, WEED, SPLIFF) if you wanted to?

1. Very easy
2. Fairly easy
3. Fairly difficult
4. Very difficult
5. Impossible
6. Don't know
7. Don't want to answer

**DRQ3F [ASK IF AGE=16-24 AND DRQ3A IS NOT Never heard of]**

How easy would it be for you to get COCAINE/COKE if you wanted to?

1. Very easy
2. Fairly easy
3. Fairly difficult
4. Very difficult
5. Impossible
6. Don't know
7. Don't want to answer

**DRQ4F [ASK IF AGE=16-24 AND DRQ4A IS NOT Never heard of]**

How easy would it be for you to get CRACK/ROCK/STONES if you wanted to?

1. Very easy
2. Fairly easy
3. Fairly difficult
4. Very difficult
5. Impossible
6. Don't know
7. Don't want to answer

**DRQ5F [ASK IF AGE=16-24 AND DRQ5A IS NOT Never heard of]**

How easy would it be for you to get ECSTACY ('E') if you wanted to?

1. Very easy
2. Fairly easy
3. Fairly difficult
4. Very difficult
5. Impossible
6. Don't know
7. Don't want to answer

**DRQ6F [ASK IF AGE=16-24 AND DRQ6A IS NOT Never heard of]**

How easy would it be for you to get HEROIN (SMACK, 'H', BROWN) if you wanted to?

1. Very easy
2. Fairly easy
3. Fairly difficult
4. Very difficult
5. Impossible
6. Don't know
7. Don't want to answer

**DRQ7F [ASK IF AGE=16-24 AND DRQ7A IS NOT Never heard of]**

How easy would it be for you to get LSD or ACID if you wanted to?

1. Very easy
2. Fairly easy
3. Fairly difficult
4. Very difficult
5. Impossible
6. Don't know
7. Don't want to answer

**DRQ8F [ASK IF AGE=16-24 AND DRQ8A IS NOT Never heard of]**

How easy would it be for you to get MAGIC MUSHROOMS if you wanted to?

1. Very easy
2. Fairly easy
3. Fairly difficult
4. Very difficult
5. Impossible
6. Don't know
7. Don't want to answer

**DRQ9F [ASK IF AGE=16-24 AND DRQ9A IS NOT Never heard of ]**

How easy would it be for you to get METHADONE or PHYSEPTONE (not prescribed by a doctor) if you wanted to?

1. Very easy
2. Fairly easy
3. Fairly difficult
4. Very difficult
5. Impossible
6. Don't know
7. Don't want to answer

**[ASK ALL]**

Thank you for completing this section.

Your answers will be completely confidential. If you want to go back over any answers the interviewer can tell you how to do this.

OTHERWISE PLEASE PRESS THE KEY WITH THE RED STICKER TO MOVE ON TO THE NEXT SECTION.

D		DRQ9F .....	16
DRQ1A.....	3	DRQ10A.....	5
DRQ1B .....	6	DRQ10B.....	8
DRQ1C .....	9	DRQ10C.....	11
DRQ1D .....	12	DRQ11A.....	5
DRQ1E .....	14	DRQ11B.....	8
DRQ1F.....	14	DRQ11C.....	11
DRQ2A.....	3	DRQ12A.....	5
DRQ2B .....	7	DRQ12B.....	8
DRQ2C .....	9	DRQ12C.....	11
DRQ2D .....	12	DRQ13A.....	5
DRQ2F.....	14	DRQ13B.....	8
DRQ3A.....	4	DRQ13C.....	11
DRQ3B .....	7	DRQ14A.....	6
DRQ3C .....	10	DRQ14B.....	8
DRQ3D .....	13	DRQ14C.....	11
DRQ3F.....	14	DRQ15A.....	6
DRQ4A.....	4	DRQ15B.....	9
DRQ4B .....	7	DRQ15C.....	12
DRQ4C .....	10	DRQ16A.....	6
DRQ4D .....	13	DRQ16B.....	9
DRQ4F.....	15	DRQ16C.....	12
DRQ5A .....	4	DRQ17A.....	6
DRQ5B .....	7	DRQ17B.....	9
DRQ5C .....	10	DRQ17C.....	12
DRQ5D .....	13	N	
DRQ5F.....	15	NonResp .....	2
DRQ6A .....	4	P	
DRQ6B .....	7	Pract1 .....	1
DRQ6C .....	10	Pract2.....	1
DRQ6D .....	13	Pract3.....	2
DRQ6F.....	15	PractEnd .....	2
DRQ7A.....	4	W	
DRQ7B .....	7	WhyRefD (WhyRefDA-WhyRefDN)..	2
DRQ7C .....	10	X	
DRQ7D .....	13	XwhyRefD .....	3
DRQ7F.....	15		
DRQ8A .....	4		
DRQ8B .....	7		
DRQ8C .....	10		
DRQ8D .....	13		
DRQ8F.....	16		
DRQ9A.....	5		
DRQ9B .....	8		
DRQ9C .....	11		
DRQ9D .....	13		



## DOMESTIC VIOLENCE MODULE

[ASK OF ALL MEN AND WOMEN AGED 16-59]

### DV1 GENERAL INTRODUCTION

**Display** [ASK IF NonResp=1 or 3]

The next questions are about personal relationships. Again, please answer them honestly. The answers you give are completely confidential.

PLEASE PRESS THE KEY WITH THE RED STICKER TO MOVE ON TO THE NEXT QUESTION

**DVCohab** [ASK IF Marst=Single AND Cohab NE Yes]

First of all, just to check, have you EVER lived together with someone as a couple?

1. Yes
2. No
3. Don't know
4. Don't wish to answer

**SeeRels** [ASK IF NonResp=1 or 3]

Other than the people you live with, how often have you seen friends or relatives in the past year?

1. Most days
2. Not most days, but at least once a week
3. Less than once a week but at least once a month
4. Less than once a month
5. Don't know
6. Don't wish to answer

**RelStay** [ASK IF NonResp=1 or 3]

Do you have friends or relatives that you could stay with for a night or two at short notice if you needed to?

1. Yes
2. No
3. Don't know
4. Don't wish to answer

**DV2 PREVALENCE OF DOMESTIC VIOLENCE**

**DVEverA–DVEverN [ASK IF NonResp=1 or 3]**

No matter how well a couple gets along, there are times when they can get annoyed with each other. Thinking about ANY relationships you have had since you were 16, has any partner ever done any of the following things to you? By partner, we mean any boyfriend or girlfriend, as well as a husband or wife.

PLEASE ENTER THE NUMBERS OF ALL THE ANSWERS THAT APPLY, PRESSING THE SPACE BAR AFTER EACH ANSWER. THEN PRESS THE KEY WITH THE RED STICKER TO MOVE ON TO THE NEXT QUESTION.

**USE PgUp AND PgDn KEYS TO SEE MORE ANSWERS.**

1. Prevented you from having your fair share of the household money
2. Stopped you from seeing friends and relatives
3. Frightened you, by threatening to hurt you or someone close to you
4. Pushed you, held or pinned you down or slapped you
5. Kicked you, bit you, or hit you with a fist or something else, or threw something at you that hurt you
6. Choked or tried to strangle you
7. Threatened you with a weapon, such as a stick or a knife
8. Threatened to kill you
9. Used a weapon against you, eg. a knife
10. Used some other kind of force against you
11. None of these
12. Have never had a partner / been in a relationship
13. Don't know/can't remember
14. Don't wish to answer

**DVL12MA–DVL12MM [ASK IF ANY OF DVEver IN (1..10)]**

And which, if any, of these things has a partner done to you in the last 12 months, that is, since [the first of ^DATE^]?  
YOU CAN CHOOSE MORE THAN ONE ANSWER AT THIS QUESTION IF YOU WISH

**USE PgUp AND PgDn KEYS TO SEE MORE ANSWERS**

1. Prevented you from having your fair share of the household money
2. Stopped you from seeing friends and relatives
3. Frightened you, by threatening to hurt you or someone close to you
4. Pushed you, held or pinned you down or slapped you
5. Kicked you, bit you, or hit you with a fist or something else, or threw something at you that hurt you
6. Choked or tried to strangle you
7. Threatened you with a weapon, such as a stick or a knife
8. Threatened to kill you
9. Used a weapon against you, eg. a knife
10. Used some other kind of force against you
11. None of these
12. Don't know/ Can't remember
13. Don't wish to answer

[Show only answer categories in range (1..10) mentioned at DVEver, plus 11,12, 13]

**Display [ASK IF ANY OF DVEver IN (3..9)]**

**The next questions ask you about the time or times a partner threatened you or used force against you. We want to know about all these incidents, even those that you may not have considered very serious.**

If any incident has happened in the last 12 months, that is since [the first of ^DATE^], you may have already told the interviewer about it, but it would be very helpful if you could answer some additional questions.

**NOW PRESS THE KEY WITH THE RED STICKER TO MOVE ON TO THE NEXT QUESTION.**

next 5 questions repeated as a block up to four times depending on answers at DVEver:

If DVEver=3, repeated with text as given below

If DVEver=4, repeated with text [pushed you, held or pinned you down or slapped you]

If DVEver=5, repeated with text [kicked you, bit you, or hit you, or thrown something at you that hurt you]

If DVEver=any in (6..9), repeated with text [[choked or tried to strangle you/ threatened you with a weapon/ threatened to kill you/ used a weapon against you/ used some other kind of force against you]] depending on which answers given

**DVNumP1-**

**DVNumP4 [ASK IF ANY OF DVEver IN (3..9)]**

You said that a partner has [frightened you by threatening to hurt you or someone close to you] at some time in the past. Has more than one person ever done this to you or just one?

1. One only
2. Two
3. Three
4. Four
5. More than four
6. Don't know/Can't remember
7. Don't wish to answer

**DVNumTE1-**

**DVNumTE4 [ASK IF ANY OF DVEver IN (3..9)]**

And roughly how many times has this happened to you altogether?

1. Once only
2. Twice
3. Between 3 and 5 times
4. Between 6 and 50 times
5. More than 50 times
6. Too many times to count
7. Don't know/Can't remember
8. Don't wish to answer

**DVNumTY1-**

**DVNumTY4 [ASK IF ANY OF DVEver IN (3..9) AND ANY OF DVL12M IN (3..9)]**

And can I just check, roughly how many times has this happened to you in the last 12 months, that is since [the first of ^DATE^]?

1. Once only
2. Twice
3. Between 3 and 5 times
4. Between 6 and 50 times
5. More than 50 times
6. Too many times to count
7. Don't know/Can't remember
8. Don't wish to answer

**DVLaTmY1-**

**DVLaTmY4 [ASK IF ANY OF DVEver IN (3..9) AND ANY OF DVL12M IN (3..9)]**

**When was the LAST time a partner [frightened you by threatening to hurt you or someone close to you]?**

1. In the last week
2. Between a week and a month ago
3. Between 1 and 3 months ago
4. Between 3 and 6 months ago
5. More than 6 months ago
6. Don't know/Can't remember
7. Don't wish to answer

**DVLaTmE1-**

**DVLaTmE4 [ASK IF ANY OF DVEver IN (3..9) AND ANY OF DVL12M NE (3..9)]**

**When was the LAST time a partner [frightened you by threatening to hurt you or someone close to you]?**

1. Less than 2 years ago
2. Between 2 and 5 years ago
3. Between 5 and 10 years ago
4. Between 10 and 20 years ago
5. More than 20 years ago
6. Don't know/Can't remember
7. Don't wish to answer

**IF RESPONDENT HAS REPORTED ANY INCIDENTS OF DOMESTIC VIOLENCE AT DVEver (CODES 3-9 – NOTE THAT CODE 10 IS NOT FOLLOWED UP), THEY WILL BE ASKED FURTHER QUESTIONS ABOUT ONE PARTICULAR INCIDENT.**

**PRIORITY IS GIVEN TO THE WORST (OR ONLY, IF ONE REPORT) INCIDENT IN LAST 12 MONTHS. IF NONE IN LAST 12 MONTHS ASK ABOUT THE WORST (OR ONLY, IF ONE REPORT) INCIDENT SINCE AGED 16.**

**DV3                    CATEGORISING INCIDENTS IN LAST 12 MONTHS**

**IF NO INCIDENTS IN LAST 12 MONTHS AT DVL12M, SKIP TO CHECK2.**

**Check1            [ASK IF:**

- **MORE THAN ONE TYPE OF VIOLENCE IN (3..9) AT DVL12M AND EACH INCIDENT HAPPENED ONLY ONCE IN THE LAST 12 MONTHS;**
- **OR ANY TYPES OF VIOLENCE IN (3..9) AT DVL12M BUT FOR EVERY TYPE, DK or REF HOW MANY TIMES HAPPENED;**
- **OR A MIXTURE OF THESE TWO CASES]**

You said that a partner has [textfill] in the last 12 months.

Can I just check, did all these things happen on only one occasion during the last 12 months or did they happen over more than one occasion?

1.        One occasion only
2.        More than one occasion
3.        Don't know/Can't remember
4.        Don't want to answer

**Display            [ASK IF:**

- **ONLY ONE TYPE OF VIOLENCE IN (3..9) AT DVL12M AND THIS HAPPENED ONLY ONCE IN THE LAST 12 MONTHS;**
- **OR ONE TYPE OF VIOLENCE IN (3..9) AT DVL12M, DK /REF HOW OFTEN IN LAST 12 MONTHS BUT Check1 = ONCE ONLY;**
- **OR MORE THAN ONE TYPE OF VIOLENCE IN (3..9) AT DVL12M AND Check1 = ONCE ONLY]**

You said that you have experienced one incident in the last 12 months in which a partner [textfill]. The next few questions ask you about this incident.

**PLEASE PRESS THE KEY WITH THE RED STICKER TO MOVE TO THE NEXT QUESTION**

- Display**            **[ASK IF:**
- **ONLY ONE TYPE OF VIOLENCE IN (3..9) AT DVL12M AND THIS HAPPENED MORE THAN ONCE IN THE LAST 12 MONTHS;**
  - **OR ONE TYPE OF VIOLENCE IN (3..9) AT DVL12M, DK/REF HOW OFTEN IN LAST 12 MONTHS BUT Check1 = MORE THAN ONCE;**
  - **OR MORE THAN ONE TYPE OF VIOLENCE IN (3..9) AT DVL12M AND Check1 = MORE THAN ONCE;**
  - **OR MORE THAN ONE TYPE OF VIOLENCE (3..9) AT DVL12M AND AT LEAST ONE OF THESE INCIDENTS HAPPENED MORE THAN ONCE IN THE LAST 12 MONTHS]**

You said that you have experienced more than one incident in the last 12 months in which a partner [textfill].

We would like you to answer the next few questions about just ONE of these incidents that has happened in the last 12 months. Please try and think about only the WORST incident you can remember during this time.

PLEASE PRESS THE KEY WITH THE RED STICKER TO MOVE TO THE NEXT QUESTION

- Display**            **[ASK IF Check1 = DK/REF]**

We would like you to answer the next few questions about just ONE incident that has happened in the last 12 months. Please try and think about only the WORST incident you can remember during this time.

PLEASE PRESS THE KEY WITH THE RED STICKER TO MOVE TO THE NEXT QUESTION

#### **DV4                    CATEGORISING INCIDENTS LONGER THAN 12 MONTHS AGO**

**IF NO INCIDENTS SINCE 16 AT DVEver, SKIP TO DV6 - DVAtt1**

- Check2**            **[ASK IF NONE IN ANY OF (3..9) AT DVL12M AND:**
- **MORE THAN ONE TYPE OF VIOLENCE IN (3..9) AT DVEver AND EACH INCIDENT HAPPENED ONLY ONCE;**
  - **OR ANY TYPES OF VIOLENCE IN (3..9) AT DVEver BUT FOR EVERY TYPE, DK OR REF HOW MANY TIMES HAPPENED;**
  - **OR A MIXTURE OF THESE TWO CASES]**

You mentioned that a partner has [textfill from DVEver] in the past.

Can we just check, did all these things happen on only one occasion or did they happen over more than one occasion?

1.        Only on one occasion
2.        More than one occasion
3.        Don't know/Can't remember
4.        Don't want to answer

- Display** [ASK IF NONE IN ANY OF (3..9) AT DVL12M AND:
- ONLY ONE TYPE OF VIOLENCE IN (3..9) AT DVEver AND THIS HAPPENED ONLY ONCE SINCE 16;
  - OR ONE TYPE OF VIOLENCE IN (3..9) AT DVEver, DK/REF HOW OFTEN SINCE 16 BUT Check2 = ONCE ONLY;
  - OR MORE THAN ONE TYPE OF VIOLENCE IN (3..9) AT DVEver AND Check2 = ONCE ONLY]

You said that you have experienced one incident in the past in which a partner [textfill answer from DVEver].

The next few questions ask you about this incident.

PLEASE PRESS THE KEY WITH THE RED STICKER TO MOVE TO THE NEXT QUESTION

- Display** [ASK IF NONE IN ANY OF (3..9) AT DVL12M AND:
- ONLY ONE TYPE OF VIOLENCE IN (3..9) AT DVEver AND THIS HAPPENED MORE THAN ONCE SINCE 16;
  - OR ONE TYPE OF VIOLENCE IN (3..9) AT DVEver, DK/REF HOW OFTEN HAPPENED BUT Check2 = MORE THAN ONCE;
  - OR MORE THAN ONE TYPE OF VIOLENCE IN (3..9) AT DVEver AND Check2 = MORE THAN ONCE;
  - OR MORE THAN ONE TYPE OF VIOLENCE (3..9) AT DVEver AND AT LEAST ONE OF THESE INCIDENTS HAPPENED MORE THAN ONCE SINCE 16]

You said that you have experienced more than one incident in the past in which a partner [textfill answer from DVEver].

We would like you to answer the next few questions about just ONE of these incidents that has happened in the past. Please try and think about only the WORST incident you can remember.

PLEASE PRESS THE KEY WITH THE RED STICKER TO MOVE TO THE NEXT QUESTION

- Display** [ASK IF CHECK2 = DK/REF]

We would like you to answer the next few questions about just ONE incident that has happened in the past. Please try and think about only the WORST incident you can remember.

PLEASE PRESS THE KEY WITH THE RED STICKER TO MOVE TO THE NEXT QUESTION

**DV5 NEXT SECTION ASKED OF THOSE REPORTING VIOLENCE:**

- Questions marked '12' asked of those reporting assault in last 12 months
- Questions marked 'N12' asked of those reporting assault longer ago

**Worst1A–Worst1J** [ASK IF MORE THAN ONE TYPE OF VIOLENCE AND MORE THAN  
**Worst2A–Worst2J** ONE INCIDENT OF VIOLENCE (including Don't Know and Don't  
**12 N12** wish to answer)]

Can I just check, which of these things happened to you on the WORST incident that you can [remember in the last 12 months/ ever remember]?

YOU CAN CHOOSE MORE THAN ONE ANSWER AT THIS QUESTION IF YOU WISH

**USE PgUp AND PgDn KEYS TO SEE MORE ANSWERS**

1. Frightened you, by threatening to hurt you or someone close to you
2. Pushed you, held or pinned you down or slapped you
3. Kicked you, bit you, or hit you with a fist or something else, or threw something at you that hurt you
4. Choked or tried to strangle you
5. Threatened you with a weapon, such as a stick or a knife
6. Threatened to kill you
7. Used a weapon against you e.g. a knife
8. None of these
9. Don't know/ Can't remember
10. Don't wish to answer

[Show only answers originally coded in (3..9) at DVL12M (12) or DVEver (N12), and codes 8, 9,10]

**WhoDid** [ASK IF REPORTING VIOLENCE]  
**12 N12**

At the time this [worst] incident happened, was the person who did this...

1. your husband
2. your wife
3. your male partner/boyfriend
4. your female partner/girlfriend
5. your ex- husband
6. your ex- wife
7. a previous male partner/boyfriend
8. a previous female partner/girlfriend
9. Don't know/Can't remember
10. Don't wish to answer



**When** [ASK IF REPORTING VIOLENCE BUT NOT IN LAST 12 MONTHS]

**N12**

And how long ago did this [worst] incident happen?

1. Less than 2 years ago
2. Between 2 and 5 years ago
3. Between 5 and 10 years ago
4. Between 10 and 20 years ago
5. More than 20 years ago
6. Don't know/Can't remember
7. Don't wish to answer

**HowLong** [ASK IF REPORTING VIOLENCE]

**12 N12**

How long had you been in a relationship with this person when this [worst] incident happened?

1. Less than a week
2. Between a week and a month
3. Between 1 and 3 months
4. Between 3 and 6 months
5. Between 6 and 12 months
6. Between 1 and 5 years
7. Between 5 and 10 years
8. More than 10 years
9. Don't know/Can't remember
10. Don't wish to answer

**LiveWith** [ASK IF REPORTING VIOLENCE]

**12 N12**

**Were you living with this person at the time this [worst] incident happened?**

1. Yes
2. **No**
3. Don't know/Can't remember
4. Don't wish to answer

**EverLive** [ASK IF WhoDid = 3 or 4 or 7 or 8 AND LiveWith IN (2..4)]

**12 N12**

**Did you EVER live with this person?**

1. Yes
2. No
3. Don't know/Can't remember
4. Don't wish to answer

**LongLive** [ASK IF LiveWith = Yes]

**12 N12**

How long had you been living together when this [worst] incident happened?

1. Less than 3 months
2. Between 3 and 12 months
3. Between 1 and 2 years
4. Between 2 and 5 years
5. More than 5 years
6. Don't know/Can't remember
7. Don't wish to answer

**MoveOut** [ASK IF LiveWith = Yes]

**12**

Did you move out, even if only for a night, as a result of this incident?

1. Yes
2. No
3. Don't know /Can't remember
4. Don't wish to answer

**WhereFN** [ASK IF MoveOut = Yes]

**12**

Where did you go on the FIRST night you moved out?

1. To family / friends
2. Women's refuge
3. Other temporary accommodation e.g. Bed and Breakfast
4. Somewhere else
5. Don't know /Can't remember
6. Don't wish to answer

**WhereAA–  
WhereAJ**

[ASK IF MoveOut = Yes]

**12**

And where did you go after that?

YOU CAN CHOOSE MORE THAN ONE ANSWER AT THIS QUESTION IF YOU WISH

1. Temporary accommodation
2. Friends / family
3. Went back home and back to partner
4. Went back home but partner had to leave (by law)
5. Went back home and partner left of own free will
6. Set up a new home
7. Went to live with a new partner
8. Somewhere else
9. Don't know /Can't remember
10. Don't wish to answer

**WhenRel** [ASK IF (LiveWith = No) AND ((EverLive=Yes) OR (WhoDid=1 or 2 or 5 or 6))]  
**6))]**

**12 N12**

**At what stage in your relationship did this [worst] incident happen? Was it...**

1. BEFORE you started living together
2. or AFTER you stopped living together?
3. Don't know/ Can't remember
4. Don't wish to answer

**WhenRelA** [ASK IF WhenRel =2]

**12 N12**

**And how long after you stopped living together did this [worst] incident happen?**

1. Less than a week after
2. Between a week and a month after
3. Between 1 and 3 months after
4. Between 3 and 6 months after
5. Between 6 and 12 months after
6. Between 1 and 5 years after
7. Between 5 and 10 years after
8. More than 10 years after
9. Don't know/Can't remember
10. Don't wish to answer

**PEcoStat** [ASK IF ANY IN (3..9) AT DVL12M]

**12**

**Can we just check, was the person who did it employed at the time of the incident we are talking about?**

1. Yes
2. No
3. Don't know/Can't remember
4. Don't wish to answer

**Pincom**

**[ASK IF LiveWith = Yes AND PEcoStat = Yes]**

**12**

And what was this person's total earnings in the last year (BEFORE tax and other deductions) at the time of the incident?

1. Under £2,500
2. £2,500 - £4,999
3. £5,000 - £9,999
4. £10,000 - £14,999
5. £15,000 - £19,999
6. £20,000 - £24,999
7. £25,000 - £29,999
8. £30,000 - £34,999
9. £35,000 - £39,999
10. £40,000 - £44,999
11. £45,000 - £49,999
12. £50,000 or more
13. Don't know/Can't remember
14. Don't wish to answer

**VEcoStat**

**[ASK IF ANY IN (3..9) AT DVL12M]**

**12**

And were YOU employed at the time of the [worst] incident we are talking about?

1. Yes
2. No
3. Don't know/Can't remember
4. Don't wish to answer

**VIncome**

**[ASK IF VEcoStat = Yes]**

**12**

And what was your total PERSONAL earnings in the last year (BEFORE tax and other deductions) at the time of this incident?

1. Under £2,500
2. £2,500 - £4,999
3. £5,000 - £9,999
4. £10,000 - £14,999
5. £15,000 - £19,999
6. £20,000 - £24,999
7. £25,000 - £29,999
8. £30,000 - £34,999
9. £35,000 - £39,999
10. £40,000 - £44,999
11. £45,000 - £49,999
12. £50,000 or more
13. Don't know/Can't remember
14. Don't wish to answer

**DVTimOff** [ASK IF VEcoStat = 1]

**12**

Did you take any time off work because of this [worst] incident?

1. Yes
2. No
3. Don't know/Can't remember
4. Don't wish to answer

**TimOffD** [ASK IF DVTimOff = Yes]

**12**

And how much time did you take off work?

1. Less than one full day
2. 1 day
3. 2 days
4. Between 3 and 6 days
5. Between a week and a month
6. More than a month
7. Don't know/Can't remember
8. Don't wish to answer

**LoseJob** [ASK IF VEcoStat = 1]

**12**

And did you lose your job because of this incident?

1. Yes
2. No
3. Don't know/Can't remember
4. Don't wish to answer

**DVInjA–  
DVInjK** [ASK IF REPORTING VIOLENCE]

**12 N12**

As a result of this [worst] incident, did you suffer from any of the following?

YOU CAN CHOOSE MORE THAN ONE ANSWER AT THIS QUESTION IF YOU WISH

1. Minor bruising or black eye
2. Scratches
3. Severe bruising
4. Bleeding from cuts
5. Internal injuries
6. Broken bones/ teeth
7. Other physical injuries
8. Mental or emotional problems
9. None of these
10. Don't know/Can't remember
11. Don't wish to answer

**InjHelp** [ASK IF ANY OF DVInj IN (1..8)]

**12 N12**

Still thinking about the same incident, did you go to see a doctor, or a nurse, or some other health professional because of these injuries or problems?

1. Yes
2. No
3. Don't know/Can't remember
4. Don't wish to answer

**WhoHelpA-**

**WhoHelpF** [ASK IF InjHelp = Yes]

**12**

Where did you go to get help?

YOU CAN CHOOSE MORE THAN ONE ANSWER AT THIS QUESTION IF YOU WISH

1. GP's/doctor's surgery
2. Hospital Casualty /Accident and Emergency Department
3. Specialist mental health or psychiatric services
4. Other health services
5. Don't know/Can't remember
6. Don't wish to answer

**DocAsk1** [ASK IF WhoHelpA = 1]

**12**

Did a doctor or nurse at the GP's surgery ask you about the cause of your injuries?

1. Yes
2. No
3. Don't know/Can't remember
4. Don't wish to answer

**DocTell1** [ASK IF WhoHelpA = 1]

**12**

And did you tell a doctor or nurse at the GP's surgery the real cause of your injuries?

1. Yes
2. No
3. Don't know/Can't remember
4. Don't wish to answer

**Refer1** [ASK IF DocTell1 = Yes]

**12**

Did a doctor or nurse at the GP's surgery refer you to anybody else who could help you?

1. Yes
2. No
3. Don't know/Can't remember
4. Don't wish to answer

**Hospit2** [ASK IF WhoHelpB = 1]

12

And how long did you spend at the hospital?

1. Just long enough to see a doctor or nurse in casualty
2. Admitted to a ward but stayed less than a day
3. Stayed in overnight
4. Stayed in more than one night
5. Don't know/Can't remember
6. Don't wish to answer

**DocAsk2** [ASK IF WhoHelpB=1]

12

Did a doctor or nurse at the hospital ask you about the cause of your injuries?

1. Yes
2. No
3. Don't know/Can't remember
4. Don't wish to answer

**DocTell2** [ASK IF WhoHelpB = 1]

12

And did you tell a doctor or nurse at the hospital the real cause of your injuries?

1. Yes
2. No
3. Don't know/Can't remember
4. Don't wish to answer

**Refer2** [ASK IF DocTell2 = Yes]

12

And did a doctor or nurse at the hospital refer you to anybody else who could help you?

1. Yes
2. No
3. Don't know/Can't remember
4. Don't wish to answer

**Refer3** [ASK IF WhoHelpC=1]

12

Did anyone at the mental health or psychiatric services refer you to anybody else who could help you?

1. Yes
2. No
3. Don't know/Can't remember
4. Don't wish to answer

**DVCopsK**      **[ASK IF REPORTING VIOLENCE]**  
**12 N12**

Still thinking about the same [worst] incident, did the police come to know about it?

1. Yes
2. No
3. Don't know/can't remember
4. Don't want to answer

**HowCops**      **[ASK IF DVCopsK = 1]**

**12**

How did the police come to know about this [worst] incident?

1. I told them
2. Someone in my family told them
3. Someone outside my family told them
4. They found out in some other way
5. Don't know/Can't remember
6. Don't wish to answer

**DVUnit**      **[ASK IF DVCopsK = 1]**

**12**

Did you see an officer from a domestic violence unit?

1. Yes
2. No
3. Don't know/Can't remember
4. Don't wish to answer

**DVCopDoA–**  
**DVCopDoH**      **[ASK IF DVCopsK = 1]**

**12**

Which, if any, of these happened as a result of the police getting involved?  
YOU CAN CHOOSE MORE THAN ONE ANSWER AT THIS QUESTION IF YOU WISH

1. Police found the person who did it
2. Police spoke to the person who did it
3. Police arrested the person who did it
4. Person who did it was sent to court
5. The case is ongoing
6. None of these
7. Don't know/Can't remember
8. Don't wish to answer



**DVCourt** [ASK IF ANY OF DVCopDo IN (1..5)]

12

Did the case come to court?

1. Yes
2. Not yet
3. No
4. Don't know/Can't remember
5. Don't wish to answer

**DVNoCrt** [ASK IF DVCourt = 3]

12

Why did the case not come to court?

1. I decided not to make a complaint
2. I withdrew my complaint
3. The Police/Crown Prosecution Service decided not to take any further action
4. Some other reason
5. Don't know/Can't remember
6. Don't wish to answer

**DVNoCmA-**

**DVNoCmL** [ASK IF DVNoCrt = 1 or 2]

12

Why did you decide [not to make a complaint/ to withdraw your complaint]?

YOU CAN CHOOSE MORE THAN ONE ANSWER AT THIS QUESTION IF YOU WISH

1. Only a trivial incident/ Not worth it
2. Private/ family matter/ Not police business
3. The police are not helpful
4. I would feel ashamed if what happened became public in court
5. I did not want to have to re-live the experience in court
6. I was concerned about going to court for other reasons
7. I was threatened by the person who did this, or their family or friends
8. I thought that a conviction was unlikely
9. I thought it might break up my family
10. I changed my mind for some other reason
11. Don't know/ can't remember
12. Don't wish to answer

**DVCops**

**[ASK IF DVCopsK = Yes]**

**12**

**Overall, how satisfied were you with the way that the police handled this matter?  
Were you....**

1. Very satisfied
2. Fairly satisfied
3. A bit dissatisfied
4. Very dissatisfied
5. Too early to say
6. Don't know/Can't remember
7. Don't wish to answer

**DVCopNA-**

**DVCopNM [ASK IF DVCopsK = No]**

**12**

**Why did you not tell the police about this [worst] incident?  
YOU CAN CHOOSE MORE THAN ONE ANSWER AT THIS QUESTION IF YOU WISH**

1. Too trivial / not worth reporting
2. Private / family matter / not police business
3. Didn't think they could do much to help
4. Didn't think they would believe me
5. Didn't think the police would be sympathetic
6. Police did not come when called
7. Dislike / fear of police
8. Feared more violence as a result of involving the police
9. Didn't want any more humiliation
10. Didn't want to go to court
11. Some other reason
12. Don't know/ can't remember
13. Don't wish to answer

**TellAny**

**[ASK IF REPORTING VIOLENCE]**

**12 N12**

**Did you tell anyone else about this [worst] incident?**

1. Yes
2. No
3. Don't know/Can't remember
4. Don't wish to answer

**WhTellA–  
WhTellN**

**[ASK IF TellAny = Yes]**

**12 N12**

Which of these people did you tell about the incident?  
YOU CAN CHOOSE MORE THAN ONE ANSWER AT THIS QUESTION IF YOU WISH

1. My friends/relatives/neighbours
2. Partners' friends/relatives/neighbours
3. Someone at work
4. Women's refuge
5. Women's group/centre / Women's Aid
6. Victim Support
7. Religious group/leader
8. Social services
9. Housing department
10. Benefit Agency
11. Sought legal advice
12. Someone else
13. Don't know/Can't remember
14. Don't wish to answer

**WhoHp1**

**[ASK IF ONLY ONE ANSWER IN (1..12) AT WhTell]**

**12**

And did you find this person or people were able to help you?

1. Yes
2. No
3. Don't know/Can't remember
4. Don't wish to answer

**WhoHP2A–****WhoHP2O [ASK IF MORE THAN ONE ANSWER IN (1..12) AT WhTel]****12**

And which of these people were able to help you?

YOU CAN CHOOSE MORE THAN ONE ANSWER AT THIS QUESTION IF YOU WISH

1. My friends/relatives/neighbours
2. Partners' relatives / friends
3. Someone at work
4. Women's refuge
5. Women's group/centre / Women's Aid
6. Victim Support
7. Religious group/leader
8. Social services
9. Housing department
10. Benefit Agency
11. Sought legal advice
12. Someone else
13. None of them
14. Don't know/Can't remember
15. Don't wish to answer

**CallDV****[ASK IF REPORTING VIOLENCE]****12 N12**

Thinking back to this [worst] incident, would you NOW call what happened to you domestic violence?

1. Yes
2. No
3. Don't know/Can't remember
4. Don't wish to answer

**CrimeDV****[ASK IF REPORTING VIOLENCE]****12 N12**

And which one of these do you NOW think best describes this incident?

1. It was a crime,
2. It was wrong, but not a crime
3. It was just something that happens
4. None of these
5. Don't know/Can't remember
6. Don't wish to answer

**DVRecord****[ASK IF REPORTING VIOLENCE]****12 N12**

As far as you know, did the person who did it have a criminal record BEFORE this [worst] incident took place?

1. Yes
2. No
3. Don't know/Can't remember
4. Don't wish to answer

**DVHelpA–  
DVHelpF [ASK IF REPORTING VIOLENCE]  
12 N12**

As far as you know, did the person who did this ever receive any of the following types of help or treatment, either before or after the incident?

YOU CAN CHOOSE MORE THAN ONE ANSWER AT THIS QUESTION IF YOU WISH

1. Help or treatment for alcohol abuse
2. Counselling or therapy for mental health problems
3. Domestic violence treatment programme
4. No, none of these
5. Don't know/Can't remember
6. Don't wish to answer

**DVWorstE [ASK IF MORE THAN ONE INCIDENT]  
12 N12**

You've told us about the WORST thing that a partner did to you[in the last 12 months]. Thinking back over your whole relationship, did this person ever threaten you or use force against you at other times?

1. Yes, only once or twice
2. Yes, many times
3. No, never
4. Don't know/Can't remember
5. Don't wish to answer

**DVFirstE [ASK IF DVWorstE = 2]  
12 N12**

How long had you been in a relationship with this person when they FIRST started to threaten you or use force against you?

1. Less than a week
2. Between a week and a month
3. Between 1 and 3 months
4. Between 3 and 6 months
5. Between 6 and 12 months
6. Between 1 and 5 years
7. Between 5 and 10 years
8. More than 10 years
9. Don't know/Can't remember
10. Don't wish to answer

**DVPregE [ASK IF DVWorstE = 2 AND Sex = Female]  
12 N12**

Were you pregnant when they FIRST started to threaten you or use force against you?

1. Yes
2. No
3. Don't know/Can't remember
4. Don't wish to answer

**DVLastE**            **[ASK IF DVWorstE = 2 AND INCIDENT IN LAST 12 MONTHS]**  
**12**

When was the LAST time they threatened you or used force against you?

1. In the last week
2. Between a week and a month ago
3. Between 1 and 3 months ago
4. Between 3 and 6 months ago
5. More than 6 months ago
6. Don't know/Can't remember
7. Don't wish to answer

**DVLast2**            **[ASK IF DVWorstE = 2 AND INCIDENT LONGER THAN 12 MONTHS AGO]**  
**N12**

When was the LAST time they threatened you or used force against you?

1. Less than 2 years ago
2. Between 2 and 5 years ago
3. Between 6 and 10 years ago
4. Between 11 and 20 years ago
5. More than 20 years ago
6. Don't know/Can't remember
7. Don't wish to answer

**DVStopE**            **[ASK IF DVLastE = 5 OR DVLast2 IN (1..7)]**  
**12 N12**

Why do you think this person stopped doing these things?

1. Because we split up / one of us moved out
2. Because of something that I did
3. Because of something that this person did
4. Because of something that somebody else did
5. Some other reason
6. It just stopped, no particular reason
7. It has stopped for now, but it will probably start again
8. Don't know/Can't remember
9. Don't wish to answer

**DVSpe**              **[ASK IF REPORTING VIOLENCE]**

**12 N12**

So, just to check, are you with this person now or did you split up?

1. We're no longer together
2. We split up for a time but we're back together now
3. We're still together
4. Don't know/Can't remember
5. Don't wish to answer

**DVSpe2** [ASK IF DVSpe = 1 or 2]  
**12 N12**

When you split up with this person did this sort of behaviour...

1. Stop completely
2. Get better
3. Stay about the same
4. Get worse
5. It only started when we split up
6. It changed to a different form of behaviour, such as harassment or stalking
7. Don't know/Can't remember
8. Don't wish to answer

**DVSpSe** [IF DVSpe = 1]  
**12 N12**

How often do you see this person nowadays?

1. Regularly
2. Occasionally
3. Rarely
4. Never
5. *Don't know/Can't remember*
6. Don't wish to answer

**DVYSee** [ASK IF DVSpSe IN (1..3) AND Sex = Female AND Nchil>0]

**12 N12**

When you see them, is this because of your children?

1. Yes
2. No
3. Don't know/Can't remember
4. Don't wish to answer

**DVChileA-**

**DVChileG** [ASK IF DVYSee = Yes]

**12 N12**

On the occasions when you have seen them since you split up have any of the following things ever happened?

YOU CAN CHOOSE MORE THAN ONE ANSWER AT THIS QUESTION IF YOU WISH

1. You have been threatened
2. You have been abused in some way
3. They have threatened to hurt your children
4. They hurt your children
5. None of these
6. Don't know/Can't remember
7. Don't wish to answer

**DVCrtOe** [ASK IF DVYSee = Yes]

**12 N12**

Is there a child contact order that requires you to allow this person to see your children?

1. Yes
2. No
3. Don't know/Can't remember
4. Don't wish to answer

**END OF SECTION DETAILING (WORST) INCIDENT OF VIOLENCE**

**ASK ALL ANSWERING HOUSEHOLD VIOLENCE SELF-COMPLETION**

**DV6** GENERAL ATTITUDE QUESTION

**DVAtt1** [ASK IF NonResp=1 or 3]

Do you think it is ever all right for someone to use force or violence against their partner?  
By a partner, we mean any boyfriend or girlfriend, as well as a husband or wife

1. It is never all right under any circumstances to use force or violence against a partner
2. There are some circumstances when it is all right to use force or violence against a partner
3. Don't know
4. Don't wish to answer

**DVGovt** [ASK IF NonResp=1 or 3]

Do you think the government and agencies, such as the police and courts, are doing enough about domestic violence? Would you say they are doing....

1. Enough
2. Too little
3. Too much
4. Don't know
5. Don't wish to answer



<b>C</b>		<b>DVWorstE</b> .....	19
<b>CalIDV</b> .....	18	DVYSee .....	21
<b>Check1</b> .....	5	<b>E</b>	
<b>Check2</b> .....	6	EverLive .....	9
CrimeDV .....	18	<b>H</b>	
<b>D</b>		Hospit2 .....	14
DocAsk1 .....	13	HowCops.....	15
DocAsk2 .....	14	HowLong .....	8
<b>DocTell1</b> .....	13	<b>I</b>	
DocTell2.....	14	InjHelp .....	13
DVAtt1 .....	22	<b>L</b>	
DVChile (DVChileA-DVChileG).....	21	LiveWith .....	8
<b>DVCohab</b> .....	1	LongLive.....	9
<b>DVCopDo (DVCopDoA-</b>		<b>LoseJob</b> .....	12
<b>DVCopDoH)</b> .....	15	<b>M</b>	
DVCopN (DVCopNA-DVCopNM)..	16	MoveOut.....	9
DVCops .....	16	<b>P</b>	
<b>DVCopsK</b> .....	14	PEcoStat .....	10
DVCourt .....	15	Pincom .....	11
DVCrtOe .....	22	<b>R</b>	
DVEver (DVEverA-DVEverN) .....	2	<b>Refer1</b> .....	13
<b>DVFirstE</b> .....	19	Refer2 .....	14
DVGovt .....	22	<b>Refer3</b> .....	14
DVHelp (DVHelpA-DVHelpF).....	19	RelStay.....	1
DVInj (DVInjA-DVInjK) .....	12	<b>S</b>	
DVL12M (DVL12MA-DVL12MM) ....	2	SeeRels.....	1
<b>DVLast2</b> .....	20	<b>T</b>	
<b>DVLastE</b> .....	20	TellAny .....	17
DVLaTmE (DVLaTmE1-DVLaTmE4)		TimOffD.....	12
.....	4	<b>V</b>	
DVLaTmY (DVLaTmY1-DVLaTmY4)		VEcoStat .....	11
.....	4	VIncome.....	11
DVNoCm (DVNoCmA-DVNoCmL) 16		VTimeOff .....	12
DVNoCrt .....	15	<b>W</b>	
DVNumP (DVNumP1-DVNumP4)... 3		When.....	8
DVNumTE (DVNumTE1-		WhenRel .....	10
DVNumTE4).....	3	WhenRelA .....	10
DVNumTY (DVNumTY1-		WhereA (WhereAA-WhereAJ).....	10
DVNumTY4).....	4	WhereFN.....	9
DVPregE.....	19	<b>WhoDid</b> .....	8
DVRecord .....	18	WhoHelp (WhoHelpA-WhoHelpF) .	13
DVSpe .....	20	WhoHlp1 .....	17
<b>DVSpe2</b> .....	21	WhoHP2 (WhoHP2A-WhoHP2O)..	18
<b>DVSpSe</b> .....	21	WhTell (WhTellA-WhTellN) .....	17
<b>DVStopE</b> .....	20	Worst1 (Worst1A-Worst1J) .....	7
DVUnit .....	15	<b>Worst2 (Worst2A-Worst2J)</b> .....	7

## SEXUAL ASSAULT SELF-COMPLETION SECTION

### [DISPLAY TO ALL UNDERTAKING SELF-COMPLETION]

That is the end of the first set of questions. Thank you very much for completing this section.

The next set of questions are also very personal, which is why we are asking you to continue entering your answers directly into the computer. Again, please try to be as honest as possible.

PLEASE PRESS THE KEY WITH THE RED STICKER TO MOVE ON TO THE NEXT QUESTION

### S1. LESS SERIOUS SEXUAL ASSAULT

SXindeA-

SXindeF

#### [ASK ALL UNDERTAKING SELF-COMPLETION]

Has any person ever caused you fear, alarm or distress by doing any of the following...  
YOU CAN CHOOSE MORE THAN ONE ANSWER AT THIS QUESTION IF YOU WISH

1. Indecently exposing himself to you (i.e. flashing) in a manner that caused you fear or alarm or distress?
2. Touching you sexually when you did not want it, in a manner which caused you fear or alarm or distress (e.g. groping, touching of breasts or bottom, unwanted kissing)?
3. Sexually threatening you in a manner which caused you fear or alarm or distress (e.g. demanding sex when you did not want it; following or cornering you in a sexually threatening way)
4. None of these
5. Don't know/ can't remember
6. Don't wish to answer

SXind16A-

SXind16F

#### [IF ANY (SXINDE=1-3)]

And which of these have happened to you since you were 16 years old?  
YOU CAN CHOOSE MORE THAN ONE ANSWER AT THIS QUESTION IF YOU WISH

*[SCREEN SHOWS THOSE CODED AT SXINDE]*

1. Indecently exposing himself to you (i.e. flashing) in a manner that caused you fear or alarm or distress?
2. Touching you sexually when you did not want it, in a manner which caused you fear or alarm or distress (e.g. groping, touching of breasts or bottom, unwanted kissing)?
3. Sexually threatening you in a manner which caused you fear or alarm or distress (e.g. demanding sex when you did not want it; following or cornering you in a sexually threatening way)
4. None of these
5. Don't know/ can't remember
6. Don't wish to answer

**[IF ANY HAPPENED SINCE 16 (ANY OF 1-3 AT SXIND16); OTHERS GO TO SERIOUS ASSAULT / RAPE (S2.)]**

We now want you to think only about experiences you have had since you were 16.

PLEASE PRESS THE KEY WITH THE RED STICKER TO MOVE ON TO THE NEXT QUESTION

**ExpOfft [ASK IF 'YES' TO 'INDECENTLY EXPOSING' AGED 16+ (SXIND16 = 1)]**

You said that someone had indecently exposed himself to you in a manner which caused you fear or alarm or distress since you were 16.

How often has this ever happened?

1. Once
2. Twice
3. Three or more times
4. Don't know/can't remember
5. Don't wish to answer

**ExpLast [ASK IF 'YES' TO 'INDECENTLY EXPOSING' AGED 16+ (SXIND16 = 1)]**

When did this last happen to you?

1. Less than 6 months ago
2. Between 6 and 12 months ago
3. Between 1 and 2 years ago
4. Between 2 and 3 years ago
5. Between 4 and 5 years ago
6. More than 5 years ago
7. Don't know / can't remember
8. Don't wish to answer

**ExpOfftY [ASK IF HAPPENED IN THE LAST 12 MONTHS (ExpLast = 1 OR 2)]**

How often has this happened in the last 12 months, that is, since the first of [^DATE^]?

1. Once
2. Twice
3. Three or more times
4. Don't know/can't remember
5. Don't wish to answer

**TchOff [ASK IF 'YES' TO 'TOUCHING SEXUALLY' AGED 16+ (SXIND16=2)]**

You said that since you were 16 someone had touched you sexually in a manner which caused you fear or alarm or distress. How often has this happened to you since you were 16?

1. Once
2. Twice
3. Three or more times
4. Don't know/can't remember
5. Don't wish to answer

**TchLast [ASK IF 'YES' TO 'TOUCHING SEXUALLY' AGED 16+ (SXIND16=2)]**

When did this last happen to you?

1. Less than 6 months ago
2. Between 6 and 12 months ago
3. Between 1 and 2 years ago
4. Between 2 and 3 years ago
5. Between 4 and 5 years ago
6. More than 5 years ago
7. Don't know / can't remember
8. Don't wish to answer

**TchOffY [IF HAPPENED IN LAST 12 MONTHS (Q4B=1 OR 2)]**

How often has this happened in the last 12 months, that is since the first of [^DATE^]?

1. Once
2. Twice
3. Three or more times
4. Don't know/can't remember
5. Don't wish to answer

**ThtOff [ASK IF 'YES' TO 'SEXUALLY THREATENING' AGED 16+ (SXIND16=3)]**

You said that since you were 16 someone had sexually threatened or harassed you in a manner which caused you fear or alarm or distress. How often has this happened since you were 16?

1. Once
2. Twice
3. Three or more times
4. Don't know/can't remember
5. Don't wish to answer

**ThtLast** [ASK IF 'YES' TO 'SEXUALLY THREATENING' AGED 16+ (SXIND16=3)]

When did this last happen to you?

1. Less than 6 months ago
2. Between 6 and 12 months ago
3. Between 1 and 2 years ago
4. Between 2 and 3 years ago
5. Between 4 and 5 years ago
6. More than 5 years ago
7. Don't know / can't remember
8. Don't wish to answer

**ThtOfY** [IF HAPPENED IN LAST 12 MONTHS (Q4C=1 OR 2)]

How often has this happened in the last 12 months, that is, since the first of [^DATE^]?

1. Once
2. Twice
3. Three or more times
4. Don't know/can't remember
5. Don't wish to answer

**ONLY ASK MORE DETAILED FOLLOW UP QUESTIONS OF THOSE EXPERIENCING INCIDENTS IN THE LAST 12 MONTHS (Q4A=1 OR 2, OR Q4B=1 OR 2, OR Q4C=1 OR 2)**

**CheckS1** [ASK IF:

- **MORE THAN ONE TYPE OF ASSAULT AT Q4A/Q4B/Q4C AND EACH INCIDENT HAPPENED ONLY ONCE IN THE LAST 12 MONTHS;**
- **OR ANY INCIDENTS HAPPENED IN LAST 12 MONTHS BUT FOR EVERY TYPE OF INCIDENT, DK or REF HOW MANY TIMES HAPPENED;**
- **OR A MIXTURE OF THESE TWO CASES]**

You said that the following have happened in the last 12 months... [types of incident]

Can I just check, did all these things happen on only one occasion during the last 12 months or did they happen over more than one occasion?

1. One occasion only
2. More than one occasion
3. Don't know/Can't remember
4. Don't want to answer

[ASK IF:

- **ONLY ONE TYPE OF ASSAULT AND THIS HAPPENED ONLY ONCE IN THE LAST 12 MONTHS;**
- **OR ONE TYPE OF ASSAULT, DK/REF HOW OFTEN IN LAST 12 MONTHS BUT CheckS1 = ONCE ONLY;**
- **OR MORE THAN ONE TYPE OF ASSAULT AND CheckS1 = ONCE ONLY]**

You said that you have experienced one incident in the last 12 months in which [textfill].

The next few questions ask you about this incident.

You may have already told the interviewer about this incident, but it would be very helpful if you could answer some additional questions.

PLEASE PRESS THE KEY WITH THE RED STICKER TO MOVE TO THE NEXT QUESTION

**[ASK IF:**

- **ONLY ONE TYPE OF ASSAULT AND THIS HAPPENED MORE THAN ONCE IN THE LAST 12 MONTHS;**
- **OR ONE TYPE OF ASSAULT, DK/REF HOW OFTEN IN LAST 12 MONTHS BUT CheckS1 = MORE THAN ONCE;**
- **OR MORE THAN ONE TYPE OF ASSAULT AND CheckS1 = MORE THAN ONCE;**
- **OR MORE THAN ONE TYPE OF ASSAULT AND AT LEAST ONE OF THESE INCIDENTS HAPPENED MORE THAN ONCE IN THE LAST 12 MONTHS]**

You said that you have experienced more than one incident in the last 12 months where the following things happened... [textfill].

We would like you to answer the next few questions about just ONE of these incidents that has happened in the last 12 months. Please try and think about only the WORST incident you can remember during this time.

You may have already told the interviewer about this incident, but it would be very helpful if you could answer some additional questions.

PLEASE PRESS THE KEY WITH THE RED STICKER TO MOVE TO THE NEXT QUESTION

**[ASK IF CheckS1 = DK/ REF]**

We would like you to answer the next few questions about just ONE incident that has happened in the last 12 months. Please try and think about only the WORST incident you can remember during this time.

You may have already told the interviewer about this incident, but it would be very helpful if you could answer some additional questions.

PLEASE PRESS THE KEY WITH THE RED STICKER TO MOVE TO THE NEXT QUESTION

**InWorseA-**

**InWorseF**

**[IF ANSWERED WORSTS2/ WORSTS2dk – EXCLUDING THOSE WITH ONLY ONE TYPE OF ASSAULT]**

What happened on this worst occasion?

YOU CAN CHOOSE MORE THAN ONE ANSWER AT THIS QUESTION IF YOU WISH

*[SCREEN SHOWS THOSE HAPPENED IN LAST 12 MONTHS]*

1. Someone indecently exposed himself to you (i.e. flashing) in a manner that caused you fear or alarm or distress?
2. Someone touched you sexually when you did not want it, in a manner which caused you fear or alarm or distress (e.g. groping, touching of breasts or bottom, unwanted kissing)?
3. Someone sexually threatened you in a manner which caused you fear or alarm or distress (e.g. demanding sex when you did not want it; following or cornering you in a sexually threatening way)
4. Don't know/ can't remember
5. Don't wish to answer

**FROM NOW ON ALL ARE ANSWERING ABOUT EITHER WORST OR ONLY OCCASION IN LAST 12 MONTHS (IF ANY IN LAST 12 MONTHS)**

**INumP [ASK ALL REPORTING INCIDENT IN LAST 12 MONTHS]**

Still thinking about this [worst] incident, who did this to you? Was more than one person involved, or just one?

1. One
2. More than one
3. Don't know/ Can't remember
4. Don't wish to answer

*Two versions of next 2 qns – first set single coded, second multi-coded, depending on whether one or more than one person responsible*

**InWell [IF ANY INCIDENTS IN LAST 12 MONTHS AND INumP=One]**

How well did you know the person who did this to you? Was this person...

1. Someone you knew very well
2. Someone you knew fairly well
3. Someone you had known for more than 24 hours but did not know well
4. Someone you had known for less than 24 hours
5. Someone you didn't know at all
6. Don't know/can't remember
7. Don't wish to answer

**InWho [IF NOT 'A STRANGER' OR 'KNOWN FOR LESS THAN 24 HOURS' (NOT (InWell=4 OR 5)) AND INumP=One]**

At the time this [worst] incident happened, was the person who did this....

**USE PgUp AND PgDn KEYS TO SEE MORE ANSWERS**

1. Your husband
2. Your wife
3. Your male partner/boyfriend
4. Your female partner/ girlfriend
5. Your ex-husband
6. Your ex-wife
7. A previous male partner/boyfriend
8. A previous female partner/girlfriend
9. Your date
10. Your father
11. Your mother
12. Your step-father
13. Your step-mother
14. Another relative
15. Someone known to you from work or school/college/university
16. Person in a position of trust or authority (not at work, school or university)
17. Neighbour
18. Friend
19. An acquaintance
20. Don't know/can't remember
21. Don't wish to answer

**InWell2A–  
InWell2G**

**[IF ANY INCIDENTS IN LAST 12 MONTHS AND INumP NE One]**

How well did you know the people who did this to you? Were any of these people...  
YOU CAN CHOOSE MORE THAN ONE ANSWER AT THIS QUESTION IF YOU WISH

1. Someone you knew very well
2. Someone you knew fairly well
3. Someone you had known for more than 24 hours but did not know well
4. Someone you had known for less than 24 hours
5. Someone you didn't know at all
6. Don't know/can't remember
7. Don't wish to answer



**In2WhoA–  
In2WhoU**

**[IF NOT ALL 'A STRANGER' OR 'KNOWN FOR LESS THAN 24 HOURS'  
(InWell2 HAS ANY CODES OTHER THAN 4 AND 5) AND INumP NE One]**

At the time this [worst] incident happened, were the people who did this....  
YOU CAN CHOOSE MORE THAN ONE ANSWER AT THIS QUESTION IF YOU WISH

**USE PgUp AND PgDn KEYS TO SEE MORE ANSWERS**

1. Your husband
2. Your wife
3. Your male partner/boyfriend
4. Your female partner/ girlfriend
5. Your ex-husband
6. Your ex-wife
7. A previous male partner/boyfriend
8. A previous female partner/girlfriend
9. Your date
10. Your father
11. Your mother
12. Your step-father
13. Your step-mother
14. Another relative
15. Someone known to you from work or school/college/university
16. Person in a position of trust or authority (not at work, school or university)
17. Neighbour
18. Friend
19. An acquaintance
20. Don't know/can't remember
21. Don't wish to answer

**InWkWho**

**[IF YES TO 'SOMEONE KNOWN TO YOU FROM WORK OR SCHOOL/  
COLLEGE/ UNIVERSITY (InWho=15 or In2WhoO=1)]**

Was this person...

1. Your boss or another person at work who was senior to you
2. Someone from work who was not senior to you
3. Your teacher/lecturer
4. A teacher/lecturer but who did not teach you
5. A fellow student
6. Don't know/ can't remember
7. Don't wish to answer

**InPSex** [IF WORST INCIDENT <> INDECENT EXPOSURE AT SXIND16 (IF ONLY ONE) OR InWorse (IF MORE THAN ONE) AND PERSON IS 'DATE/ANOTHER RELATIVE/ PERSON IN A POSITION OF TRUST OR AUTHORITY/SOMEONE KNOWN TO YOU FROM WORK OR COLLEGE/UNIVERSITY/NEIGHBOUR/ FRIEND/ ACQUAINTANCE' (InWho=9 or 14-19) AND ONLY ONE PERSON INVOLVED (INumP='One')]

Was this person...

1. a man
2. or a woman?
3. Don't know/ can't remember
4. Don't wish to answer

**InCopsK** [ASK IF INCIDENTS IN LAST 12 MONTHS]

Still thinking about the same [worst] incident, did the police come to know about it?

1. Yes
2. No
3. Don't know/can't remember
4. Don't want to answer

**InCopDoA-**

**InCopDoG** [IF TOLD POLICE (InCopsK=Yes)]

Which, if any, of these happened as a result of the police getting involved?  
YOU CAN CHOOSE MORE THAN ONE ANSWER AT THIS QUESTION IF YOU WISH

1. Police spoke to the person who did it
2. Police arrested the person who did it
3. Person who did it was taken to court
4. The case is ongoing
5. None of these
6. Don't know / can't remember
7. Don't wish to answer

**InCopNA–  
InCopNM [IF DID NOT TELL POLICE (InCopsK=No)]**

Why did you not tell the police about this [worst] incident?  
YOU CAN CHOOSE MORE THAN ONE ANSWER AT THIS QUESTION IF YOU WISH

1. Too trivial / not worth reporting
2. Private / family matter / not police business
3. Didn't think they could do much to help
4. Didn't think they would believe me
5. Didn't think the police would be sympathetic
6. Police did not come when called
7. Dislike / fear of police
8. Feared situation would get worse as a result of involving the police
9. Didn't want any more humiliation
10. Didn't want to go to court
11. Some other reason
12. Don't know/ can't remember
13. Don't wish to answer

**InTell [IF ANY INCIDENTS IN LAST 12 MONTHS]**

Did you ever tell anyone else about this [worst] incident?

1. Yes
2. No
3. Don't know/ can't remember
4. Don't wish to answer

**InWhoTA–  
InWhoTK [IF YES (InTell=1)]**

Which of these people did you tell about the incident?  
YOU CAN CHOOSE MORE THAN ONE ANSWER AT THIS QUESTION IF YOU WISH

1. Friends /Relatives /Neighbours
2. Someone at work
3. Victim Support
4. Counsellor
5. Rape crisis line
6. Men's helpline
7. Gay helpline
8. Childline
9. Someone else
10. Don't know/can't remember
11. Don't wish to answer

**Callin [IF ANY INCIDENTS IN LAST 12 MONTHS]**

Thinking back to this [worst] incident, would you now call what happened...

1. An indecent assault
2. A sexual assault
3. Sexual abuse
4. Something else
5. Don't know/ can't remember
6. Don't wish to answer

**Crimein [IF ANY INCIDENTS IN LAST 12 MONTHS]**

And which one of these do you NOW think best describes this incident?

1. It was a crime
2. It was wrong, but not a crime
3. It was just something that happens
4. None of these
5. Don't know/ can't remember
6. Don't wish to answer

**InCaIDV [IF PARTNER INVOLVED (Q8=1-6)]**

And thinking back to the [worst] incident, would you now call what happened to you domestic violence?

1. Yes
2. No
3. Don't know/ can't remember
4. Don't wish to answer

**S2. SERIOUS SEXUAL ASSAULT/ RAPE  
[DISPLAY TO ALL UNDERTAKING SELF-COMPLETION]**

Thank you for completing these questions. The last set of questions are about serious sexual assaults. You can stop at any time if you think these questions may upset you, but we hope you will continue until the end. The information in this section is very important in helping us to understand and deal with these crimes.

You may find the first question a little shocking but it is important for us to understand how often these things occur in relation to how often they are reported to the police.

PLEASE PRESS THE KEY WITH THE RED STICKER TO MOVE TO THE NEXT QUESTION

**SxEveA–  
SxEveN**

**[ASK ALL UNDERTAKING SELF-COMPLETION]**

Has any person (either a stranger or someone you knew) ever done any of the following to you when either you made it clear that you did not agree or you were not capable of consent?

YOU CAN CHOOSE MORE THAN ONE ANSWER AT THIS QUESTION IF YOU WISH

**USE PgUp AND PgDn KEYS TO SEE MORE ANSWERS**

*[CODES 1, 2, 6, 7 ONLY APPEAR FOR FEMALE RESPONDENTS]*

1. [WOMEN ONLY] Penetrated your vagina with a penis, even if only slightly
2. [WOMEN ONLY] Penetrated your vagina with an object (including fingers) even if only slightly
3. Penetrated your anus with a penis even if only slightly
4. Penetrated your anus with an object (including fingers) even if only slightly
5. Penetrated your mouth with a penis even if only slightly
6. [WOMEN ONLY] ATTEMPTED to penetrate your vagina with a penis, but did not succeed
7. [WOMEN ONLY] ATTEMPTED to penetrated your vagina with an object (including fingers) but did not succeed
8. ATTEMPTED to penetrate your anus with a penis but did not succeed
9. ATTEMPTED to penetrate your anus with an object (including fingers) but did not succeed
10. ATTEMPTED to penetrate your mouth with a penis but did not succeed
11. Some other forced sexual act, eg. made you perform masturbation, or other humiliating sexual acts
12. None of these
13. Don't know/can't remember
14. Don't wish to answer

**SxE16A–SxE16N [IF ANY (SxEve=1-10)]**

And which of these have happened to you since you were 16 years old?  
YOU CAN CHOOSE MORE THAN ONE ANSWER AT THIS QUESTION IF YOU WISH

**USE PgUp AND PgDn KEYS TO SEE MORE ANSWERS**

*[SCREEN SHOWS THOSE CODED AT SxEve]*

1. [WOMEN ONLY] Penetrated your vagina with a penis, even if only slightly
2. [WOMEN ONLY] Penetrated your vagina with an object (including fingers) even if only slightly
3. Penetrated your anus with a penis even if only slightly
4. Penetrated your anus with an object (including fingers) even if only slightly
5. Penetrated your mouth with a penis even if only slightly
6. [WOMEN ONLY] ATTEMPTED to penetrate your vagina with a penis, but did not succeed
7. [WOMEN ONLY] ATTEMPTED to penetrated your vagina with an object (including fingers) but did not succeed
8. ATTEMPTED to penetrate your anus with a penis but did not succeed
9. ATTEMPTED to penetrate your anus with an object (including fingers) but did not succeed
10. ATTEMPTED to penetrate your mouth with a penis but did not succeed
11. Some other forced sexual act, eg. made you perform masturbation, or other humiliating sexual acts
12. None of these
13. Don't know/Can't remember
14. Don't wish to answer

**[NEXT FOUR QUESTIONS REPEATED AS A BLOCK FOR EACH OF CODES 1-10 CHOSEN AT SxE16, WITH APPROPRIATE TEXT SUBSTITUTED]**

- SxPen1A – SxPen1N [IF THIS TYPE OF INCIDENT SINCE AGED 16 (SxE16=1)]**
- SxPen2A – SxPen2N [IF THIS TYPE OF INCIDENT SINCE AGED 16 (SxE16=2)]**
- SxPen3A – SxPen3N [IF THIS TYPE OF INCIDENT SINCE AGED 16 (SxE16=3)]**
- SxPen4A – SxPen4N [IF THIS TYPE OF INCIDENT SINCE AGED 16 (SxE16=4)]**
- SxPen5A – SxPen5N [IF THIS TYPE OF INCIDENT SINCE AGED 16 (SxE16=5)]**
- SxPen6A – SxPen6N [IF THIS TYPE OF INCIDENT SINCE AGED 16 (SxE16=6)]**
- SxPen7A – SxPen7N [IF THIS TYPE OF INCIDENT SINCE AGED 16 (SxE16=7)]**
- SxPen8A – SxPen8N [IF THIS TYPE OF INCIDENT SINCE AGED 16 (SxE16=8)]**
- SxPen9A – SxPen9N [IF THIS TYPE OF INCIDENT SINCE AGED 16 (SxE16=9)]**
- SxPen10A – SxPen10N [IF THIS TYPE OF INCIDENT SINCE AGED 16 (SxE16=10)]**
- SxPen11A – SxPen11N [IF THIS TYPE OF INCIDENT SINCE AGED 16 (SxE16=11)]**

We now want you to tell us about the time(s) since you were 16 [when someone penetrated your vagina with a penis, even if only slightly]. Did the person or people who did this do any of the following:

YOU CAN CHOOSE MORE THAN ONE ANSWER AT THIS QUESTION IF YOU WISH

**USE PgUp AND PgDn KEYS TO SEE MORE ANSWERS**

1. Threaten you in some way
2. Threaten to hurt someone or something dear to you
3. Hold you down
4. Hurt you in some way
5. Force you in some way
6. Threaten you with a weapon, such as a stick or knife
7. Use a weapon
8. Drug you in some way
9. Do this to you when you were incapable of consent due to the effect of alcohol
10. Do this to you when you were unconscious or asleep
11. Use some other kind of force or intimidation
12. No - none of these
13. Don't know/can't remember
14. Don't wish to answer

**SxOfft01-  
SxOfft11**

**[IF THIS TYPE OF INCIDENT SINCE AGED 16 (SxE16=[1 .. 11])]**

How often, since you were 16, has this happened to you?

1. Once
2. Twice
3. Between 3 and 5 times
4. Between 6 and 10 times
5. More than 10 times
6. Don't know/can't remember
7. Don't wish to answer

**SxLast01-SxLast11 [IF THIS TYPE OF INCIDENT SINCE AGED 16 (SxE16=[1 .. 11])]**

When did this last happen to you?

1. In last six months
2. Between 6 and 12 months ago
3. Between 1 and 2 years ago
4. Between 2 and 3 years ago
5. Between 4 and 5 years ago
6. More than 5 years ago
7. Don't know / can't remember
8. Don't wish to answer

SxOfY01-  
SxOfY11

**[IF THIS TYPE OF INCIDENT HAPPENED IN LAST 12 MONTHS  
(SxLast[01..11]=1 OR 2) ]**

How often has this happened in the last 12 months, that is, since the first of [^DATE^]?

1. Once only
2. Twice
3. Three or more times
4. Don't know/can't remember
5. Don't wish to answer

**IF RESPONDENT HAS REPORTED ANY INCIDENTS OF ASSAULT AT SxE16, THEY WILL BE ASKED FURTHER QUESTIONS ABOUT ONE PARTICULAR INCIDENT.**

**PRIORITY IS GIVEN TO THE WORST (OR ONLY, IF ONE REPORT) INCIDENT IN LAST 12 MONTHS. IF NONE IN LAST 12 MONTHS ASK ABOUT THE WORST (OR ONLY, IF ONE REPORT) INCIDENT SINCE AGED 16.**

#### **CATEGORISING INCIDENTS IN LAST 12 MONTHS**

**IF NO INCIDENTS IN LAST 12 MONTHS AT Q20A, SKIP TO CHECKS3.**

**CheckS2 [ASK IF:**

- **MORE THAN ONE TYPE OF ASSAULT IN LAST 12 MONTHS (Q20A) AND EACH INCIDENT HAPPENED ONLY ONCE IN THE LAST 12 MONTHS (Q21A);**
- **OR ANY ASSAULTS HAPPENED IN LAST 12 MONTHS BUT FOR EVERY TYPE OF INCIDENT, DK or REF HOW MANY TIMES HAPPENED;**
- **OR A MIXTURE OF THESE TWO CASES]**

You said that a person or persons had done the following to you in the last 12 months...  
[list from Q20A]

Can I just check, did all these things happen on only one occasion during the last 12 months or did they happen over more than one occasion?

1. One occasion only
2. More than one occasion
3. Don't know/Can't remember
4. Don't want to answer



**[ASK IF:**

- **ONLY ONE TYPE OF ASSAULT IN LAST 12 MONTHS AND THIS HAPPENED ONLY ONCE IN THE LAST 12 MONTHS;**
- **OR ONE TYPE OF ASSAULT, DK/REF HOW OFTEN IN LAST 12 MONTHS BUT CheckS2 = ONCE ONLY;**
- **OR MORE THAN ONE TYPE OF ASSAULT IN LAST 12 MONTHS AND CheckS2 = ONCE ONLY]**

You said a person or persons had done the following in the last 12 months... [textfill].

The next few questions ask you about this incident.

You may have already told the interviewer about this incident, but it would be very helpful if you could answer some additional questions.

PLEASE PRESS THE KEY WITH THE RED STICKER TO MOVE TO THE NEXT QUESTION

**[ASK IF:**

- **ONLY ONE TYPE OF ASSAULT IN LAST 12 MONTHS AND THIS HAPPENED MORE THAN ONCE IN THE LAST 12 MONTHS;**
- **OR ONE TYPE OF ASSAULT IN LAST 12 MONTHS, DK/REF HOW OFTEN IN LAST 12 MONTHS BUT CheckS2 = MORE THAN ONCE;**
- **OR MORE THAN ONE TYPE OF ASSAULT IN LAST 12 MONTHS AND CheckS2 = MORE THAN ONCE;**
- **OR MORE THAN ONE TYPE OF ASSAULT IN LAST 12 MONTHS AND AT LEAST ONE OF THESE INCIDENTS HAPPENED MORE THAN ONCE IN THE LAST 12 MONTHS]**

You said a person or persons had done the following on more than one occasion in the last 12 months... [textfill].

We would like you to answer the next few questions about just ONE of these incidents that has happened in the last 12 months. Please try and think about only the WORST incident you can remember during this time.

You may have already told the interviewer about this incident, but it would be very helpful if you could answer some additional questions.

PLEASE PRESS THE KEY WITH THE RED STICKER TO MOVE TO THE NEXT QUESTION

**[ASK IF CheckS2 = DK/REF]**

We would like you to answer the next few questions about just ONE incident that happened in the last 12 months. Please try and think about only the WORST incident you can remember during this time.

You may have already told the interviewer about this incident, but it would be very helpful if you could answer some additional questions.

PLEASE PRESS THE KEY WITH THE RED STICKER TO MOVE TO THE NEXT QUESTION

IF ANY INCIDENTS IN LAST 12 MONTHS (ie. NOW CATEGORISED), SKIP TO SXWors

**CATEGORISING INCIDENTS LONGER THAN 12 MONTHS AGO**

(IF NONE IN LAST 12 MONTHS ASK ABOUT THE WORST (OR ONLY, IF ONE REPORT) INCIDENT SINCE AGED 16.)

IF NO INCIDENTS SINCE AGE 16 (SxE16= NONE OR DK OR REF), SKIP TO Q78

CheckS3 [ASK IF NO ASSAULTS IN LAST 12 MONTHS AND:

- MORE THAN ONE TYPE OF ASSAULT SINCE 16 (SxE16) AND EACH INCIDENT HAPPENED ONLY ONCE EVER (Q19A);
- OR ANY ASSAULTS HAPPENED BUT FOR EVERY TYPE OR INCIDENT, DK or REF HOW MANY TIMES HAPPENED;
- OR A MIXTURE OF THESE TWO CASES]

You said that a person or persons had done the following to you ... [list from SxE16]  
Can I just check, did all these things happen on only one occasion, or did they happen over more than one occasion?

1. One occasion only
2. More than one occasion
3. Don't know/Can't remember
4. Don't want to answer

[ASK IF NO ASSAULTS IN 12 MONTHS AND:

- ONE TYPE OF ASSAULT SINCE 16 AND THIS HAPPENED ONLY ONCE;
- OR ONE TYPE OF ASSAULT SINCE 16, DK/REF HOW OFTEN BUT CheckS3 = ONCE ONLY;
- OR MORE THAN ONE TYPE OF ASSAULT SINCE 16 AND CheckS3 = ONCE ONLY]

You said a person or persons had done the following to you... [textfill].  
The next few questions ask you about this incident.

PLEASE PRESS THE KEY WITH THE RED STICKER TO MOVE TO THE NEXT QUESTION

[ASK IF NO ASSAULTS IN 12 MONTHS AND:

- ONLY ONE TYPE OF ASSAULT SINCE 16 AND THIS HAPPENED MORE THAN ONCE;
- OR ONE TYPE OF ASSAULT SINCE 16, DK/REF HOW OFTEN BUT CheckS3 = MORE THAN ONCE;
- OR MORE THAN ONE TYPE OF ASSAULT SINCE 16 AND CheckS3 = MORE THAN ONCE;
- OR MORE THAN ONE TYPE OF ASSAULT SINCE 16 AND AT LEAST ONE OF THESE INCIDENTS HAPPENED MORE THAN ONCE]

You said a person or persons had done the following on more than one occasion... [textfill].  
We would like you to answer the next few questions about just ONE of these incidents.  
Please try and think about only the WORST incident of this sort that you can remember.

PLEASE PRESS THE KEY WITH THE RED STICKER TO MOVE TO THE NEXT QUESTION

**[ASK IF NO ASSAULTS IN 12 MONTHS AND CheckS3 = DK/REF]**

We would like you to answer the next few questions about just ONE incident. Please try and think about only the WORST incident of this sort that you can remember.

PLEASE PRESS THE KEY WITH THE RED STICKER TO MOVE TO THE NEXT QUESTION

**NEXT SECTION ASKED OF THOSE REPORTING ASSAULT:**

- Questions marked '12' asked of those reporting assault in last 12 months
- Questions marked 'N12' asked of those reporting assault longer ago

**SxWorsA–  
SxWorsN  
(if in last year)  
SxWhapA–  
SxWhapN  
(if longer ago)  
12 N12**

**[IF ANSWERED WORSTS4/WORSTS4dk/WORSTS6/WORSTS6dk –  
EXCLUDING THOSE WITH ONLY ONE TYPE OF ASSAULT]**

What happened on this worst occasion?  
YOU CAN CHOOSE MORE THAN ONE ANSWER AT THIS QUESTION IF YOU WISH

**USE PgUp AND PgDn KEYS TO SEE MORE ANSWERS**

*[SCREEN SHOWS ALL CODED PREVIOUSLY]*

1. [WOMEN ONLY] Penetrated your vagina with a penis, even if only slightly
2. [WOMEN ONLY] Penetrated your vagina with an object (including fingers) even if only slightly
3. Penetrated your anus with a penis even if only slightly
4. Penetrated your anus with an object (including fingers) even if only slightly
5. Penetrated your mouth with a penis even if only slightly
6. [WOMEN ONLY] ATTEMPTED to penetrate your vagina with a penis, but did not succeed
7. [WOMEN ONLY] ATTEMPTED to penetrated your vagina with an object (including fingers) but did not succeed
8. ATTEMPTED to penetrate your anus with a penis but did not succeed
9. ATTEMPTED to penetrate your anus with an object (including fingers) but not succeeded
10. ATTEMPTED to penetrate mouth with penis but did not succeed
12. None of these
13. Don't know/ Can't remember
14. Don't wish to answer

**SxWHowA–  
SxWHowN  
12 N12**

**[ALL EXCEPT ONLY 1 INCIDENT IN 12 MONTHS]**

Still thinking about this [worst] occasion, how did this person make or try to make you have sex with them? Did the person or people who did this do any of the following?

YOU CAN CHOOSE MORE THAN ONE ANSWER AT THIS QUESTION IF YOU WISH

**USE PgUp AND PgDn KEYS TO SEE MORE ANSWERS**

1. Threaten you in some way
2. Threaten to hurt someone or something dear to you
3. Hold you down
4. Hurt you in some way
5. Force you in some way
6. Threaten you with a weapon, such as a stick or knife
7. Use a weapon
8. Drug you in some way
9. Do this to you when you were incapable of consent due to the effect of alcohol
10. Do this to you when you were unconscious or asleep
11. Use some other kind of force or intimidation
12. No - none of these
13. Don't know/can't remember
14. Don't wish to answer

**SxNumP  
12 N12**

**[ASK ALLREPORTING INCIDENT IN LAST 12 MONTHS]**

Still thinking about this [worst] incident, who did this to you? Was more than one person involved, or just one?

1. One
2. More than one
3. Don't know/ Can't remember
4. Don't wish to answer

Two versions of next 2 qns – first set single coded, second multi-coded, depending on whether one or more than one person responsible

**SxWell  
12 N12**

**[ASK IF ONE PERSON RESPONSIBLE (SxNumP=One)]**

How well did you know the person who did this to you? Was this someone that you...

1. Knew very well
2. Knew fairly well
3. Had known for more than 24 hours but did not know well
4. Had known for less than 24 hours
5. Didn't know at all
6. Don't know/can't remember
7. Don't wish to answer

**SXWho1 [IF NOT STRANGERS (NOT(SxWell=4 or 5)) AND SxNumP=One]  
12 N12**

At the time this incident happened, was the person who did this...

**USE PgUp AND PgDn KEYS TO SEE MORE ANSWERS**

1. Your husband
2. Your wife
3. Your male partner/boyfriend
4. Your female partner/ girlfriend
5. Your ex-husband
6. Your ex-wife
7. A previous male partner/boyfriend
8. A previous female partner/girlfriend
9. Your date
10. Your father
11. Your mother
12. Your step-father
13. Your step-mother
14. Another relative
15. Someone known to you from work or school/college/university
16. Person in a position of trust or authority (not at work, school or university)
17. Neighbour
18. Friend
19. An acquaintance
20. Don't know/can't remember
21. Don't wish to answer

**SxWell2A–  
SxWell2G [ASK IF MORE THAN ONE PERSON RESPONSIBLE (SxNumP NE One)]  
12 N12**

How well did you know the people who did this to you? Were any of these people that you...

YOU CAN CHOOSE MORE THAN ONE ANSWER AT THIS QUESTION IF YOU WISH

1. Knew very well
2. Knew fairly well
3. Had known for more than 24 hours but did not know well
4. Had known for less than 24 hours
5. Didn't know at all
6. Don't know/can't remember
7. Don't wish to answer

**SxWho2A–  
SxWho2U  
12 N12**

**[IF NOT ALL STRANGERS/KNOWN LESS THAN 24 HOURS (SxWell2 HAS ANY CODES OTHER THAN 4 AND 5) AND SxNumP NE One]**

At the time this incident happened, were any of the people that you knew who did this....

YOU CAN CHOOSE MORE THAN ONE ANSWER AT THIS QUESTION IF YOU WISH

**USE PgUp AND PgDn KEYS TO SEE MORE ANSWERS**

1. Your husband
2. Your wife
3. Your male partner/boyfriend
4. Your female partner/ girlfriend
5. Your ex-husband
6. Your ex-wife
7. A previous male partner/boyfriend
8. A previous female partner/girlfriend
9. Your date
10. Your father
11. Your mother
12. Your step-father
13. Your step-mother
14. Another relative
15. Someone known to you from work or school/college/university
16. Person in a position of trust or authority (not at work, school or university)
17. Neighbour
18. Friend
19. An acquaintance
20. Don't know/can't remember
21. Don't wish to answer

**SxLiv  
12 N12**

**[IF NOT ALL STRANGERS (SxWell= 1-3 OR 6-7) OR (SxWell2= 1-3 OR 6-7)]**

Were you living with [this person/any of these people] at the time this worst incident happened?

1. Yes
2. No
3. Don't know / can't remember
4. Don't wish to answer

**SxEvLiv**

**[IF NOT LIVING WITH THEM (BUT NOT STRANGERS) AND NOT SPOUSE/**

**12 N12**

**EX-SPOUSE AND ONLY ONE PERSON RESPONSIBLE  
((SxLiv=2)AND(NOT(SxWell=1 OR 2 or 5 or 6)) AND SxNumP='One' ) ]**

Did you EVER live with this person?

1. Yes
2. No
3. Don't know/ can't remember
4. Don't wish to answer

**SxWoLL  
12 N12** [IF NOT STRANGERS ((SxWell= 1-3 OR 6-7) OR (SxWell2 = 1-3 OR 6-7)) AND REPORTED MORE THAN ONE INCIDENT IN LAST 12 MONTHS]

And did [this person/any of these people] do this on one or more than one occasion?

1. One occasion only
2. Two occasions
3. Three or more occasions
4. Don't know/can't remember
5. Don't wish to answer

**SxInjA–  
SxInjP  
12 N12** [ASK ALL REPORTING ANY ASSAULT]

As a result of this incident, did you suffer from any of the following?

YOU CAN CHOOSE MORE THAN ONE ANSWER AT THIS QUESTION IF YOU WISH

1. Minor bruises/ Scratches
2. Substantial bruising
3. Bleeding from cuts
4. Internal injury
5. Contracting a disease
6. Other physical injuries
7. Becoming pregnant
8. Difficulty sleeping/ nightmares
9. Depression / emotional problems / low self esteem
10. Stopped trusting people / difficulty in other relationships
11. Stopped going out as much
12. Tried to kill myself
13. Something else
14. None of these
15. Don't know/can't remember
16. Don't wish to answer

**SxInjSee  
12N12** [IF SUFFERED ANY INJURIES AS RESULT OF (WORST) ASSAULT (SxInj = 1-13)]

Still thinking about the same incident, did you go to see a doctor, or a nurse, or some other health professional because of these injuries or problems?

1. Yes
2. No
3. Don't know/can't remember
4. Don't wish to answer

**SxWHelpA–  
SxWHelpH  
12**

**[IF YES (SxInjH=1)]**

Where did you go to get help?

YOU CAN CHOOSE MORE THAN ONE ANSWER AT THIS QUESTION IF YOU WISH

1. GP's/ doctor's surgery
2. Hospital Casualty / Accident and Emergency dept
3. Hospital rape unit
4. Specialist mental health / psychiatric services
5. Other special health clinic such as Family Planning/Sexual Health
6. Other health services
7. Don't know/ can't remember
8. Don't wish to answer

**SxDocAsi  
12** **[IF GOT HELP FROM GP SURGERY (SxWHelp=1)]**

Did a doctor or nurse at the GP surgery ask you about the real cause of your injuries?

1. Yes
2. No
3. Don't know/can't remember
4. Don't wish to answer

**SxDTell  
12** **[IF GOT HELP FROM GP SURGERY (SxWHelp=1)]**

And did you tell a doctor or nurse at the GP surgery the real cause of your injuries?

1. Yes
2. No
2. Don't know/can't remember
3. Don't wish to answer

**SxHopAsk  
12** **[IF GOT HELP FROM HOSPITAL CASUALTY / RAPE UNIT (SxWHelp=2 OR 3)]**

Did a doctor or nurse at the hospital ask you about the real cause of your injuries?

1. Yes
2. No
3. Don't know/can't remember
4. Don't wish to answer

**SxHopTel  
12** **[IF GOT HELP FROM HOSPITAL CASUALTY / RAPE UNIT (SxWHelp=2 OR 3)]**

And did you tell a doctor or nurse at the hospital the real cause of your injuries?

1. Yes
2. No
3. Don't know/can't remember
4. Don't wish to answer



**SxCLAsk** [IF GOT HELP FROM OTHER SPECIAL HEALTH CLINIC (SxWHelp=5)]  
**12**

Did a doctor or nurse at the special health clinic ask you about the real cause of your injuries?

1. Yes
2. No
3. Don't know/can't remember
4. Don't wish to answer

**SxCLTell** [IF GOT HELP FROM OTHER SPECIAL HEALTH CLINIC (SxWHelp=5)]  
**12**

And did you tell a doctor or nurse at the special health clinic the real cause of your injuries?

1. Yes
2. No
3. Don't know/can't remember
4. Don't wish to answer

**SxWEco** [ASK ALL REPORTING CASE INCIDENT]  
**12**

Can we just check, were you employed at the time of the incident we are talking about?

1. Yes
2. No
3. Don't know / can't remember
4. Don't wish to answer

**SxTimOff** [IF EMPLOYED AT TIME (SxWEco=1)]  
**12**

Did you take any time off work because of this [worst] incident?

1. Yes
2. No
3. Don't know/Can't remember
4. Don't wish to answer

**SxToffD** [IF TOOK TIME OFF (SxTimOff=1)]  
**12**

And how much time did you take off work?

1. Less than one full day
2. 1 day
3. 2 days
4. Between 3 and 6 days
5. Between a week and a month
6. More than a month
7. Don't know/Can't remember
8. Don't wish to answer

**SxLoseJ [IF EMPLOYED AT TIME (SxWEco=1)]**

**12**

And did you lose your job because of this incident?

1. Yes
2. No
3. Don't know/Can't remember
4. Don't wish to answer

**SxUinco [IF EMPLOYED AT TIME (SxWEco=1)]**

**12**

What was your total PERSONAL earnings from work in the last year (BEFORE tax and other deductions) at the time of this [worst] incident?

1. Under £2 500
2. £2 500 - £4 999
3. £5 000 - £9 999
4. £10 000 - £14 999
5. £15 000 - £19 999
6. £20 000 - £24 999
7. £25 000 - £29 999
8. £30 000 - £39 999
9. £40 000 - £49 999
10. £50 000 or more
11. Don't know/ can't remember
12. Do not wish to answer

**SxPEco [IF (SOLE) ASSAILANT WAS PARTNER AND LIVING TOGETHER AT THE TIME ((Q33B=1 OR 2 OR 3 OR 4) AND (SxLiv=1)) ]**

**12**

Was your partner employed at the time of this incident?

1. Yes
2. No
3. Don't know / can't remember
4. Don't wish to answer

**SxPinco [IF LIVING WITH EMPLOYED PARTNER AT TIME (SxPEco=1) ]**

**12**

What was their total PERSONAL earnings from work in the last year (BEFORE tax and other deductions) at the time of this worst incident?

1. Under £2 500
2. £2 500 - £4 999
3. £5 000 - £9 999
4. £10 000 - £14 999
5. £15 000 - £19 999
6. £20 000 - £24 999
7. £25 000 - £29 999
8. £30 000 - £39 999
9. £40 000 - £49 999
10. £50 000 or more
11. Don't know/ can't remember
12. Do not wish to answer

**SxCopsK [ASK ALL REPORTING CASE INCIDENT]**

**12 N12**

Still thinking about the same [worst] incident, did the police come to know about it?

1. Yes
2. No
3. Don't know/can't remember
4. Don't wish to answer

**SxPStat [IF POLICE CAME TO KNOW (SxCopsK=1)]**

**12**

Did you go to a police station?

1. Yes
2. No
3. Don't know/can't remember
4. Don't wish to answer

**SxRapS [IF WENT TO POLICE STATION (SxPStat=1)]**

**12**

Did you go to a specialised unit in the police station, such as a rape suite?

1. Yes
2. No
4. Don't know/can't remember
5. Don't wish to answer

**SxOff [IF POLICE CAME TO KNOW (SxCopsK=1)]**

**12**

Did you speak mainly to a male or female police officer?

1. Male
2. Female
3. Both
4. Don't know/can't remember
5. Don't wish to answer

**SxMedEx [ASK FEMALES REPORTING CASE INCIDENT WHERE POLICE CAME TO KNOW (SxCopsK=1 AND SEX=2 IN MAIN INTERVIEW)]**

**12**

Did the police ask you to have a medical examination by a police doctor?

1. Yes
2. No
3. Don't know/ can't remember
4. Don't wish to answer

**SxFemOf**            **[ASK FEMALES WHO WERE ASKED BY POLICE TO HAVE MEDICAL EXAM**  
**12**                    **(SxMedEx=1)]**

Were you given the option of having the examination done by a female police doctor?

1.     Yes
2.     No
3.     Don't know/can't remember
4.     Don't wish to answer

**SxCops**            **[IF POLICE CAME TO KNOW (SxCopsK=1)]**

**12**

**Overall, how satisfied were you with the way that the police handled this matter?**

1.     Very satisfied
2.     Fairly satisfied
3.     A bit dissatisfied
4.     Very dissatisfied
5.     Too early to say
6.     Don't know/can't remember
7.     Don't wish to answer

**SxCopDoA-**  
**SxCopDoH**        **[IF POLICE CAME TO KNOW (SxCopsK=1)]**

**12**

Which, if any, of these happened as a result of the police getting involved?

YOU CAN CHOOSE MORE THAN ONE ANSWER AT THIS QUESTION IF YOU WISH

1.     Police found the person who did it
2.     Police spoke to the person who did it
3.     Police arrested the person who did it
4.     Person who did it was sent to court
5.     The case is ongoing
6.     None of these
7.     Don't know/can't remember
8.     Don't wish to answer

**SxCourt**            **[IF POLICE FOUND PERSON/ SPOKE TO THEM/ ARRESTED THEM**  
**12**                    **(SxCopD=1 OR 2 OR 3 or 4 or 5) ]**

Did the case go to court?

1.     Yes
2.     Not yet
3.     No
4.     Don't know/ can't remember
5.     Don't wish to answer

**SxNoCrt**            **[IF POLICE FOUND/SPOKE TO/ARRESTED CULPRIT BUT NO COURT CASE**  
**12**                    **(SxCourt=3) ]**

Why not?

1. I decided not to make a complaint
2. I withdrew the complaint
3. The police/ Crown Prosecution Service decided not to take any further action
4. Some other reason
5. Don't know/ can't remember
6. Don't wish to answer

**SxNoCmA–**  
**SxNoCmM**            **[IF CULPRIT IDENTIFIED BUT VICTIM WITHDREW COMPLAINT (SxNoCrt=1**  
**12**                    **or 2) ]**

Why did you decide [not to make a/ to withdraw your] complaint?

**USE PgUp AND PgDn KEYS TO SEE MORE ANSWERS**

YOU CAN CHOOSE MORE THAN ONE ANSWER AT THIS QUESTION IF YOU WISH

1. Only a trivial incident/ Not worth it
2. Private/ family matter/ Not police business
3. The police are not helpful
4. I feared having to give evidence about my sexual history in court
5. I would feel ashamed if what happened became public in court
6. I did not want to have to re-live the experience in court
7. I was concerned about going to court for other reasons
8. I was threatened by the person who did it or their family or friends
9. I thought that a conviction was unlikely
10. I thought it might break up my family
11. I changed my mind for some other reason
12. Don't know/ can't remember
13. Don't wish to answer

**SxCopNA–  
SxCopNM [IF POLICE DID NOT COME TO KNOW (SxCopsK=2)]**

**12**

Why did you not tell the police about this [worst] incident?  
YOU CAN CHOOSE MORE THAN ONE ANSWER AT THIS QUESTION IF YOU WISH

1. Too trivial / not worth reporting
2. Private / family matter / not police business
3. Didn't think they could do much to help
4. Didn't think they would believe me
5. Didn't think the police would be sympathetic
6. Police did not come when called
7. Dislike / fear of police
8. Feared situation would get worse as a result of involving the police
9. Didn't want any more humiliation
10. Didn't want to go to court
11. Some other reason
12. Don't know/ can't remember
13. Don't wish to answer

**SxTell  
12 N12 [ASK ALL REPORTING CASE INCIDENT]**

Did you ever tell anyone else about this [worst] incident?

1. Yes
2. No
3. Don't know/can't remember
4. Don't wish to say

**SxWhoTA–SxWhoTR [IF TOLD ANYONE ELSE (SxTell=1)]**

**12 N12**

Who did you tell?  
YOU CAN CHOOSE MORE THAN ONE ANSWER AT THIS QUESTION IF YOU WISH

1. Partner
2. My friends /relatives / neighbours
3. Partner's friends / relatives / neighbours
4. Someone at work
5. Women's refuge
6. Women's group/centre / Women's Aid
7. Victim Support
8. Religious group/leader
9. Counsellor/therapist
10. Social services
11. Rape crisis line
12. Men's helpline
13. Gay helpline
14. Childline
15. Someone else
16. No one
17. Don't know
18. Don't wish to answer

**SxHelpA–  
SxHelpR**      **[IF TOLD MORE THAN ONE PERSON/ GROUP**

**12 N12**      **(MORE THAN ONE ANSWER AT SxWhoT) ]**

And which of these people were able to help you?  
YOU CAN CHOOSE MORE THAN ONE ANSWER AT THIS QUESTION IF YOU WISH

[SCREEN SHOWS THOSE SELECTED AT SxWhoT plus...]

16. No one
17. Don't know
18. Don't wish to answer

**SxDidH**      **[IF ONLY TOLD ONE PERSON/ GROUP (ONLY ONE ANSWER AT SxWhoT**

**12 N12**      **AND (NOT (SxWhoT=16 OR 17 OR 18)) ]**

And did you find they were able to help you?

1. Yes
2. No
3. Don't know/can't remember
4. Don't wish to say

**SxRape**      **[ASK ALL REPORTING RAPE AS WORST INCIDENT**

**12 N12**      **(ie. NOT INCLUDING ATTEMPTED – SxE16 = 1-5)]**

Thinking about this [worst] incident, how would you NOW describe what happened?

1. Sexual assault
2. Sexual abuse
3. Forced sex
4. Rape
5. Something else
6. Don't know/ can't remember
7. Don't wish to answer

**SxRapeNo**      **[IF CASE INCIDENT OF RAPE BUT VICTIM USES ANOTHER TERM**  
**12 N12**      **(Q65=1 OR 2 OR 3 OR 5)]**

Why would you not describe what happened as rape? (Please type in your answer)

OPEN ENDED ANSWER

**SxCaIDV [ASK ALL REPORTING CASE INCIDENT WHERE ASSAILANT WAS VICTIM'S PARTNER OR EX-PARTNER]**

**12 N12**

Would you now call what happened domestic violence?

1. Yes
2. No
3. Don't know/ can't remember
4. Don't wish to answer

**SxDoDVA–  
SXDoDVJ [ALL REPORTING CASE INCIDENT FROM LAST 12 MONTHS  
12 N12 WHERE ASSAILANT WAS VICTIM'S PARTNER OR EX-PARTNER]**

Has the person who did this ever done any of these other things to you?  
YOU CAN CHOOSE MORE THAN ONE ANSWER AT THIS QUESTION IF YOU WISH

**USE PgUp AND PgDn KEYS TO SEE MORE ANSWERS**

1. Frightened you by threatening to hurt you or someone close to you
2. Pushed you, held or pinned you down or slapped you
3. Kicked you, bit you, or hit you with a fist or something else or threw something at you that hurt you
4. Choked or tried to strangle you
5. Threatened you with a weapon or used a weapon against you, such as a stick or knife
6. Threatened to kill you
7. Used a weapon against you e.g. a knife
8. Used some other type of force
9. None of these
10. Don't know/can't remember
11. Don't wish to answer

**SxTold [ALL REPORTING CASE INCIDENT FROM LAST 12 MONTHS  
12 N12 WHERE ASSAILANT WAS VICTIM'S PARTNER OR EX-PARTNER AND OTHER ASSAULT OCCURRED]**

Have you already given details about these things ([ANSWERS FROM LAST QN]), earlier in this self-completion section?

1. Yes
2. No
3. Don't know/can't remember
4. Don't wish to say



**SxOuTime** [ALL REPORTING CASE INCIDENT FROM LAST 12 MONTHS  
**12 N12** WHERE ASSAILANT WAS VICTIM'S PARTNER OR EX-PARTNER AND  
OTHER ASSAULT OCCURRED AND NOT ALREADY REPORTED]

About how many times altogether has your partner behaved in any of these ways?

1. Once only
2. Twice
3. Between 3 and 5 times
4. Between 6 and 50 times
5. More than 50 times
6. Too many times to count
7. Don't know / can't remember
8. Don't wish to answer

**SxPest** [ASK ALL REPORTING CASE INCIDENT]  
**12 N12**

Has this person ever harassed or pestered you or made a nuisance of themselves in any other way?

1. Yes
2. No
3. Don't know/ can't remember
4. Don't wish to answer

**SxStalk** [IF YES (SxPest=1)]  
**12 N12**

Would you say this person has stalked you or persistently harassed you?

1. Yes
2. No
3. Don't know/ can't remember
4. Don't wish to answer

**SxFirst** [ALL REPORTING CASE INCIDENT WHERE ASSAILANT WAS VICTIM'S  
**12 N12** PARTNER OR EX-, AND HAPPENED MORE THAN ONCE (SxWoLL=2 OR 3) ]

Can I just check, you said the worst experience you have had involved your partner and that this happened on more than one occasion. How long had you been in a relationship together when they first made you or tried to make you take part in a sexual act without your consent?

1. A few days
2. Between a few days and a month
3. Between 1 and 3 months
4. Between 3 and 6 months
5. Between 6 months and 1 year
6. Between 1 and 5 years
7. Between 5 and 10 years
8. More than 10 years
9. Don't know / can't remember
10. Don't wish to answer

**SxSpe** [ALL REPORTING CASE INCIDENT FROM LAST 12 MONTHS

**12 N12** WHERE ASSAILANT WAS VICTIM'S PARTNER (NOT EX-PARTNER)]

Are you still with the person who did this, or did you split up?

1. We're no longer together
2. We split up for a time but now we're back together now
3. We're still together
4. Don't know/ can't remember
5. Don't wish to answer

**SxSpe2** [IF (MORE THAN ONE ATTACK FROM A CURRENT (AT TIME) PARTNER

**12 N12** THAT SPLIT UP FROM PERMANENTLY OR TEMPORARILY) OR (ATTACK FROM A PREVIOUS PARTNER)]

When you split up with this person did the abuse then:

1. Stop completely
2. Get better
3. Stay about the same
4. Get worse
5. It only started once we split up
6. It changed to some other form of behaviour, such as harassment or stalking
7. Don't know/ can't remember
8. Don't wish to answer

**SxSpe3** [IF ASSAILANT IS EX-PARTNER EITHER AT TIME OR SUBSEQUENTLY]

**12 N12**

How often do you see this person nowadays?

1. Regularly
2. Occasionally
3. Rarely
4. Never
5. Don't know/ can't remember
6. Don't wish to answer

**SxYSee** [IF VICTIM IS FEMALE LIVING WITH CHILDREN WHO STILL SOMETIMES  
**12 N12** SEES EX-PARTNER WHO COMMITTED ASSAULT ( (SxSpe3=1 OR 2 OR 3)  
AND (SEX = 2 FROM MAIN INTERVIEW) AND (KIDS = 1 FROM MAIN  
INTERVIEW) )]

When you see this person is this because of your children?

1. Yes
2. No
3. Don't know
4. Don't wish to answer

**SxChileA–  
SxChileG**

**12 N12 [IF SEE EX-PARTNER BECAUSE OF CHILDREN]**

On the occasions when you have seen them since you have split up, have any of the following things ever happened?

YOU CAN CHOOSE MORE THAN ONE ANSWER AT THIS QUESTION IF YOU WISH

1. You have been threatened
2. You have been abused in some way
3. They threatened to hurt your children
4. They hurt your children
5. None of these
6. Don't know/ can't remember
7. Don't wish to answer

**SxCrtOe [IF SEE EX-PARTNER BECAUSE OF CHILDREN]**

**12 N12**

Is there a child contact order which requires you to allow them to see your children?

1. Yes
2. No
3. Don't know/ can't remember
4. Don't wish to answer

**END OF SECTION DETAILING (WORST) INCIDENT OF ASSAULT**

**ASK ALL ANSWERING SEXUAL ASSAULT SELF-COMPLETION**

**SxOthe [ASK ALL (INCLUDING THOSE NOT REPORTING CASE INCIDENT)]**

Have you been subjected to any other form of sexual assault that is not covered here?

1. Yes
2. No
3. Don't know
4. Don't wish to answer

**SxDescr [IF SAY SOME OTHER FORM OF SEXUAL ASSAULT]**

How would you describe it?

OPEN ENDED ANSWER

**SxBelive [ASK ALL ANSWERING SEXUAL ASSAULT SELF-COMPLETION]**

If a man is accused of rape, and he BELIEVES the woman said 'yes' to sex - although she did not – do you think he should be let off a charge of rape?

1. Yes
2. No
3. Don't know
4. Don't wish to answer

**SxGovt [ASK ALL ANSWERING SEXUAL ASSAULT SELF-COMPLETION]**

Do you think the government and agencies, such as the police and courts, are doing enough about rape? Would you say they are doing...

1. Enough
2. Too little
3. Too much
4. Don't know
5. Don't wish to answer

**SxAtt1 [ASK ALL ANSWERING SEXUAL ASSAULT SELF-COMPLETION]**

Some people may experience abuse because of their sexuality. How would you describe your sexuality?

1. Sexually attracted only to the opposite sex
2. Sexually attracted to both men and women
3. Sexually attracted only to the same sex
4. Don't know
5. Don't wish to answer

**SxAtt2A–  
SxAtt2E**

**[IF GAY/ LESBIAN/ BISEXUAL (SxAtt1 = 2 OR 3 OR 4)]**

Have you ever suffered physical attacks or harassment that you think are directed at you because of your sexuality?

YOU CAN CHOOSE MORE THAN ONE ANSWER AT THIS QUESTION IF YOU WISH

1. Physical attacks
2. Harassment
3. No, none of these
4. Don't know/ can't remember
5. Don't wish to answer

**SxAttP**

**[IF SUFFERED PHYSICAL ATTACKS DUE TO SEXUALITY ]**

How often have you suffered physical attacks?

1. At least once a week
2. Between once a week and once a month
3. Between once a month and once a year
4. Less than once a year
5. Never
6. Don't know/ can't remember
7. Don't wish to answer

**SxAttH**

**[IF SUFFERED HARASSMENT DUE TO SEXUALITY]**

How often have you suffered harassment?

1. At least once a week
2. Between once a week and once a month
3. Between once a month and once a year
4. Less than once a year
5. Never
6. Don't know/ can't remember
7. Don't wish to answer

C		SxDTEll.....	21
Callin.....	9	SxE16 (SxE16A-SxE16N) .....	11
CheckS1 .....	4	SxEve (SxEveA-SxEveN).....	10
CheckS2 .....	13	SxEvLiv .....	19
CheckS3 .....	15	SxFemOf .....	25
Crimein .....	9	SxFirst .....	30
E		SxGovt .....	32
ExpLast.....	2	SxHelp (SxHelpA-SxHelpR) .....	27
ExpOft.....	2	SxHopAsk .....	21
ExpOftY .....	2	SxHopTel .....	21
I		SXind16 (SXind16A-SXind16F) .....	1
In2Who (In2WhoA-In2WhoU) .....	7	SXinde (SXindeA-SXindeF) .....	1
InCallDV.....	10	SxInj (SxInjA-SxInjP) .....	20
InCopDo (InCopDoA-InCopDoG)....	8	SxInjSee.....	20
InCopN (InCopNA-InCopNM) .....	8	SxLast (SxLast01-SxLast11).....	13
InCopsK .....	8	SxLiv .....	19
InPSex .....	8	SxLoseJ .....	23
InTEll .....	9	SxMedEx.....	24
InuMP .....	6	SxNoCm (SxNoCmA-SxNoCmM) .	26
InWell.....	6	SxNoCrt.....	26
InWell2 (InWell2A-InWell2G) .....	7	SxNumP .....	17
InWho .....	6	SxOft .....	24
InWhoT (InWhoTA-InWhoTK) .....	9	SxOft (SxOft01-SxOft11).....	12
InWkWho .....	7	SxOftY (SxOftY01-SxOftY11).....	13
InWorse (InWorseA-InWorseF).....	5	SxOthe .....	32
S		SxOuTime .....	29
SxAtt1 .....	32	SxPEco .....	23
SxAtt2 (SxAtt2A-SxAtt2E).....	33	SxPen1 (SxPen1A-SxPen1N) .....	12
SxAttH.....	33	SxPen10 (SxPen10A-SxPen10N) .	12
SxAttP .....	33	SxPen11 (SxPen11A-SxPen11N) .	12
SxBelive .....	32	SxPen2 (SxPen2A-SxPen2N) .....	12
SxCallDV .....	28	SxPen3 (SxPen3A-SxPen3N) .....	12
SxChile (SxChileA-SxChileG) .....	31	SxPen4 (SxPen4A-SxPen4N) .....	12
SxCLAsk .....	22	SxPen5 (SxPen5A-SxPen5N) .....	12
SxCLTEll .....	22	SxPen6 (SxPen6A-SxPen6N) .....	12
SxCopDo (SxCopDoA-SxCopDoH)		SxPen7 (SxPen7A-SxPen7N) .....	12
.....	25	SxPen8 (SxPen8A-SxPen8N) .....	12
SxCopN (SxCopNA-SxCopNM) ....	26	SxPen9 (SxPen9A-SxPen9N) .....	12
SxCops .....	25	SxPest.....	29
SxCopsK.....	24	SxPinco .....	23
SxCourt.....	25	SxPStat .....	24
SxCrtOe.....	31	SxRape .....	28
SxDescr .....	32	SxRapeNo.....	28
SxDidH.....	27	SxRapS .....	24
SxDocAsi .....	21	SxSpe.....	30
SxDoDV (SxDoDVA-SxDoDVJ) ....	28	SxSpe2.....	30

SxSpe3 .....	31
SxStalk.....	29
SxTell.....	27
SxTimOff.....	22
SxToffD.....	22
SxTold.....	29
SxUinco .....	23
SxWEco .....	22
SxWell.....	17
SxWell2 (SxWell2A-SxWell2G)....	18
SxWhap (SxWhapA-SxWhapN)....	16
SxWHelp (SxWHelpA-SxWHelpH)	21
SXWho1 .....	18
SxWho2 (SxWho2A-SxWho2U)....	19
SxWhoT (SxWhoTA-SxWhoTR) ...	27
SxWHow (SxWHowA-SxWHowN)	17
SxWoLL .....	20
SxWors (SxWorsA-SxWorsN).....	16
SxYSee.....	31
T	
TchLast .....	3
TchOfT .....	2
TchOfTY.....	3
ThtLast.....	3
ThtOfT.....	3
ThtOfTY .....	4

## STALKING SELF COMPLETION SECTION

**StEverA–  
StEverF**      **[ASK ALL]**

Which of these, if any, have ever happened to you?  
YOU CAN CHOOSE MORE THAN ONE ANSWER AT THIS QUESTION IF YOU WISH

1. I have received a series (i.e. two or more) of phone calls or written notes which were either obscene, a significant nuisance, or threatening; or been left offensive or disturbing material
2. Someone has loitered regularly outside my home or outside or in my workplace or place I regularly visit or persistently followed me around or watched me (at least two times)
3. Someone has deliberately interfered with or damaged my property at least two times
4. None of these
5. Don't know/ can't remember
6. Don't wish to answer

**StEveYA–  
StEveYF**      **[IF ANY EVER (StEver1=1 OR StEver2=1 OR StEver3=1)]**

And which, if any, have happened during the last 12 months?  
YOU CAN CHOOSE MORE THAN ONE ANSWER AT THIS QUESTION IF YOU WISH

*[SCREEN SHOWS THOSE CHOSEN AT STEVER]*

1. I have received a series (i.e. two or more) of phone calls or written notes which were either obscene, a significant nuisance, or threatening; or been left offensive or disturbing material
2. Someone has loitered regularly outside my home or outside or in my workplace or place I regularly visit or persistently followed me around or watched me (at least two times)
3. Someone has deliberately interfered with or damaged my property at least two times
4. None of these
5. Don't know/ can't remember
6. Don't wish to answer



**StWhatA–  
StWhatG**      **[IF ANY EVER (StEver=1 OR 2 OR 3)]**

**Has this person / the people doing any of these things....**

YOU CAN CHOOSE MORE THAN ONE ANSWER AT THIS QUESTION IF YOU WISH

1.      ever tried to touch you, or corner you or grab you
2.      ever threatened to use violence against you in any way
3.      ever actually used force against you in any way (e.g. pushing, hitting, kicking or using a weapon)?
4.      ever made you have sex together without your consent or attempted to make you have sex together without your consent?
5.      No, none of these
6.      Don't know/ can't remember
7.      Don't wish to answer

**StWhatYA–  
StWhatYG**      **[IF SOMEONE TRIED TO DO ANY OF THESE (StWhat=1 OR 2 OR 3 OR 4)]**

And have any of these happened in the last 12 months?

YOU CAN CHOOSE MORE THAN ONE ANSWER AT THIS QUESTION IF YOU WISH

*[SCREEN SHOWS THOSE CHOSEN AT STWHAT]*

1.      ever tried to touch you, or corner you or grab you
2.      ever threatened to use violence against you in any way
3.      ever actually used force against you in any way (e.g. pushing, hitting, kicking or using a weapon)?
4.      ever made you have sex together without your consent or attempted to make you have sex together without your consent?
5.      No, none of these
6.      Don't know/ can't remember
7.      Don't wish to answer

**StWhoEA–StWhoEW**

**[IF SOMEONE TRIED TO DO ANY OF THESE (StWhat), BUT NOT IN LAST 12**

**MONTHS (StWhatY5=1) ]**

Do you know who it was that has ever done these things to you?

YOU CAN CHOOSE MORE THAN ONE ANSWER AT THIS QUESTION IF YOU WISH  
USE PgUp AND PgDn KEYS TO SEE MORE ANSWERS

1. Your husband
2. Your wife
3. Your male partner/boyfriend
4. Your female partner/ girlfriend
5. Your ex-husband
6. Your ex-wife
7. A previous male partner/boyfriend
8. A previous female partner/girlfriend
9. Your date
10. Your father
11. Your mother
12. Your step-father
13. Your step-mother
14. Another relative
15. Someone known to you from work or school/college/university
16. Person in a position of trust or authority (not at work, school or university)
17. Neighbour
18. Friend
19. Friend(s) or partner/ boyfriend/ girlfriend
20. An acquaintance
21. A stranger
22. Don't know/ can't remember
23. Don't wish to answer

**StWhoYA–  
StWhoYW**

**[IF SOMEONE TRIED TO DO ANY OF THESE (STWHAT) IN LAST 12  
MONTHS (STWHAT1=1 OR STWHAT2=1 OR STWHAT3=1 OR STWHAT4=1) ]**

And do you know who has done them in the last 12 months?

YOU CAN CHOOSE MORE THAN ONE ANSWER AT THIS QUESTION IF YOU WISH  
USE PgUp AND PgDn KEYS TO SEE MORE ANSWERS

1. Your husband
2. Your wife
3. Your male partner/boyfriend
4. Your female partner/ girlfriend
5. Your ex-husband
6. Your ex-wife
7. A previous male partner/boyfriend
8. A previous female partner/girlfriend
9. Your date

10. Your father
11. Your mother
12. Your step-father
13. Your step-mother
14. Another relative
15. Someone known to you from work or school/college/university
16. Person in a position of trust or authority (not at work, school or university)
17. Neighbour
18. Friend
19. Friend(s) or partner/ boyfriend/ girlfriend
20. An acquaintance
21. A stranger
22. Don't know/ can't remember
23. Don't wish to answer

**StHowLg [ALL REPORTING STALKING (STEVE=1 OR 2 OR 3) ]**

For how long did this go on/ has it been going on?

1. A few days
2. Between a few days and 1 month
3. Between 1 and 3 months
4. Between 3 and 6 months
5. Between 6 and 12 months
6. Between 1 and 5 years
7. Between 5 and 10 years
8. More than 10 years
9. Don't know / can't remember
10. Don't wish to answer

**StStop [IF REPORTING STALKING IN LAST 12 MONTHS (STEVEY=1 OR 2 OR 3) ]**

In your view, has it stopped?

1. Yes
2. No
3. Don't know/ can't remember
4. Don't wish to answer

**StCallA-  
StCallE [ALL REPORTING STALKING (STEVE=1 OR 2 OR 3)]**

How would you describe these events?

1. Stalking
2. Harassment
3. Something else
4. Don't know/ can't remember
5. Don't wish to answer

**StCopsN [ALL REPORTING STALKING (STEVER=1 OR 2 OR 3)]**

Did the police come to know about it?

1. Yes
2. No
3. Don't know/ can't remember
4. Don't wish to answer

**StTelIA–  
StTelIJ [ALL REPORTING STALKING (STEVER=1 OR 2 OR 3)]**

Did you ever tell anyone else about it?

YOU CAN CHOOSE MORE THAN ONE ANSWER AT THIS QUESTION IF YOU WISH

1. Friends, relatives, neighbours or someone at work
2. Women's refuge / Women's Aid
3. Rape help line
4. Other helpline
5. Victim Support
6. Religious group/leader
7. Someone else
8. No one
9. Don't know/ can't remember
10. Don't wish to answer

**StWhyA–  
StWhyH [IF REPORTED STALKING THAT STOPPED(StStop=1)]**

Why do you think it stopped?

YOU CAN CHOOSE MORE THAN ONE ANSWER AT THIS QUESTION IF YOU WISH

1. You moved away
2. You changed your phone number/email address
3. Relatives/friends/neighbours spoke to this person /dealt with this person
4. Threat of police/court action
5. The person moved away
6. Some other reason
7. Don't know/ can't remember
8. Don't wish to answer

StCall (StCallA-StCallE).....	4
StCopsN .....	4
StEver (StEverA-StEverF) .....	1
StEveY (StEveYA-StEveYF) .....	1
StHowLg .....	3
StStop .....	3
StTell (StTellA-StTellJ).....	4
StWhat (StWhatA-StWhatG).....	1
StWhatY (StWhatYA-StWhatYG)....	2
StWhoE (StWhoEA-StWhoEW) .....	2
StWhoY (StWhoYA-StWhoYW) .....	3
StWhy (StWhyA-StWhyH).....	4

## END OF INTERVIEW ADMINISTRATION

**[ASK IF NonResp = 1 or 3]**

Thank you for completing these questions.

Please tell the interviewer that you have finished and he/she will press a key which will hide your answers, so that no-one can see them on the screen.

**OthPr1A-**

**OthPr1H [ASK IF NonResp = 1 or 3]**

INTERVIEWER: WAS ANYBODY ELSE PRESENT IN THE ROOM WHILST RESPONDENT WAS COMPLETING SELF-COMPLETION SECTION?

1. Yes - spouse / partner / boyfriend/girlfriend was present
2. Yes - another adult household member was present
3. Yes - a child household member was present
4. Yes - a non-household member was present
5. Yes - someone present but don't know who they were
6. Nobody else present

**OthPr2 [ASK IF OthPres IN (1..5)]**

DID ANYONE ELSE LOOK AT OR DISCUSS ANY PART OF THE SELF-COMPLETION SECTIONS DURING COMPLETION?

1. Yes - looked at / read / filled in together
2. Yes - discussed only
3. No

**IntHelp [ASK IF SCResp=1]**

INTERVIEWER: DID RESPONDENT DO THE WHOLE OF THE SELF-COMPLETION ON THEIR OWN OR DID THEY REQUIRE ANY HELP?

1. Whole self-completion done by respondent
2. Respondent required help with one or two questions
3. Respondent required help with more than one or two questions but less than half
4. Respondent required help with more than half of questions but not all
5. Respondent required help with all or nearly all of questions

**IntSex [ASK ALL]**

INTERVIEWER: PLEASE CODE YOUR OWN SEX

1. Male
2. Female

**Supervis [ASK ALL]**

A certain number of interviews on any survey are checked by a supervisor to make sure that people were satisfied with the way the interview was carried out. In case my supervisor needs to contact you it would be helpful if we could have your telephone number.

INTERVIEWER: WRITE NUMBER ON ADDRESS CONTACT SHEET

1. Number given
2. Number refused
3. No phone

**FollowUp [ASK ALL]**

It is possible that we may want to contact you again for additional information. Would you be willing to be contacted again?

1. Yes
2. No

**FollowU2 [ASK IF FollowUp NE No]**

If additional information was being collected for the Home Office by another research organisation, would you be willing for BMRB/Ipsos-RSL to pass your name and contact details to another research organisation so they could contact you?

1. Yes
2. No

F	
FollowU2.....	2
FollowUp.....	2
I	
IntHelp .....	1
IntSex.....	1
O	
OthPr1 (OthPr1A-OthP1H) .....	1
OthPr2 .....	1
S	
Supervis.....	2



**P. SCREENER QUESTIONS AND FIRST SECTION OF VICTIM FORM FROM JANUARY TO  
JUNE 2001 VERSION OF QUESTIONNAIRE**

**M7     SCREENER QUESTIONS HOUSEHOLD EXPERIENCE**

**M7.1   SCREENER QUESTIONS: VEHICLES AND BICYCLES**

**MotorCyc     [ASK ALL]**

Can I check, has anyone in this household, owned or had the regular use of a motorcycle, scooter or moped at any time since [the first of January 2000/the first of ^DATE^]?

1.     Yes
2.     No

**Car           [ASK ALL]**

Has anyone in this household owned or had the regular use of a car, van or other motor vehicle at any time since [the first of January 2000/the first of ^DATE^]?

1.     Yes
2.     No

**NumCar       [ASK IF Car = Yes]**

And how many cars, vans or other motor vehicles does the household own or have regular use of now?

0..10

**CarTot       [ASK IF Car = Yes]**

And for most of this period how many did the household have?

NOTE: THIS MEANS FOR THE MAJORITY OF THE YEAR

0..10

**[ASK ALL TYPE A]**

The next questions concern things that may have happened over the 13-14 months since the first of January 2000, in which you may have been the victim of a crime or offence.

I am only concerned with incidents which have happened to YOU PERSONALLY [or to people who are NOW members of your household].

I don't just want to know about serious incidents - I want to know about small things too.

**[ASK ALL TYPE B]**

**SHOW RESPONDENT LIFE EVENTS CALENDAR**

Before asking you about crimes or incidents that may have happened to you over the last 12 months I'd like to give you a calendar. I'd like you to keep this in front of you when answering the next part of the interview.

If at any stage you are unsure about whether or not something happened in the last 12 months you may find looking at the calendar will help to prompt your memory.

**INTERVIEWER: MARK OFF THE CORRECT 12 MONTH REFERENCE PERIOD ON THE CALENDAR, THAT IS SINCE THE FIRST OF [^DATE^] UNTIL PRESENT, AND HAND TO RESPONDENT**

**[ASK ALL TYPE B]**

I'm now going to ask you about things that may have happened over the last 12 months, that is since the first of [^DATE^], in which you may have been the victim of a crime or offence. I only want to know about things that have happened in the period marked on the calendar. This doesn't mean that crimes that may have happened before this time are unimportant, but we want to build a picture of just the last 12 months so we can measure how people's experience of crime changes from one year to the next.

I am only concerned with incidents that have happened to YOU PERSONALLY [or to people who are NOW members of your household].

I don't just want to know about serious incidents – I want to know about small things too.

**MotTheft [ASK IF (MotorCyc = Yes) OR (Car = Yes)]**

**1**

[During the 13-14 months since the first of January 2000/During the last 12 months, that is since ^DATE^,] have [you/ you or anyone else now in your household] had [your/their] car, van, motorcycle or other motor vehicle stolen or driven away without permission?

1. Yes
2. No

**NMotThef [ASK IF MotTheft = Yes]**

How many times has this happened?

NOTE : 97 = 97 OR MORE/TOO MANY TO REMEMBER. USING CODE 97 CAN CAUSE PROBLEMS IN SEPARATING SINGLE AND SERIES INCIDENTS, SO PROBE FOR BEST ESTIMATES WHERE POSSIBLE

- 1..96  
97 More/too many to remember

**MotStole** [ASK IF MotorCyc = Yes OR Car = Yes]

2

And (apart from this) in the time since [the first of January 2000/the first of ^DATE^] have [you/you or anyone else now in your household] had anything stolen off [your/their] vehicle or out of it (parts of the vehicle, personal possessions or other things)?

3. Yes
4. No

**NMotStol** [ASK IF MotStole = Yes]

How many times has this happened?

NOTE : 97 = 97 OR MORE/TOO MANY TO REMEMBER. USING CODE 97 CAN CAUSE PROBLEMS IN SEPARATING SINGLE AND SERIES INCIDENTS, SO PROBE FOR BEST ESTIMATES WHERE POSSIBLE

- 1..96  
97 More/too many to remember..97

**CarDamag** [ASK IF MotorCyc = Yes OR Car = Yes]

3

And (apart from this), in that time [have you had your/has anyone had their] vehicle tampered with or damaged by vandals or people out to steal?

1. Yes
2. No

**NCarDam** [ASK IF CarDamag = Yes]

How many times has this happened?

NOTE : 97 = 97 OR MORE/TOO MANY TO REMEMBER. USING CODE 97 CAN CAUSE PROBLEMS IN SEPARATING SINGLE AND SERIES INCIDENTS, SO PROBE FOR BEST ESTIMATES WHERE POSSIBLE

- 1..96  
97 More/too many to remember..97

**OwnBike** [ASK ALL]

Can I just check, [have you/has anyone in this household] owned a bicycle at any time since [the first of January 2000/the first of ^DATE^]?

1. Yes
2. No

**NOwnBike** [ASK IF OwnBike = Yes]

How many bicycles does the household own or have regular use of now?

0..10

**BikTheft**      **[ASK IF OwnBike = Yes]**  
**4**

[During the 13-14 months since the first of January 2000/During the last 12 months, that is since the first of ^DATE^], [have you/has anyone in this household] had a bicycle stolen?

NOTE: IF 2+ BICYCLES TAKEN AT ONE TIME IT COUNTS AS ONE INCIDENT

1.      Yes
2.      No

**NBikThef**      **[ASK IF BikTheft = Yes]**

How many times has this happened?

NOTE : 97 = 97 OR MORE/TOO MANY TO REMEMBER. USING CODE 97 CAN CAUSE PROBLEMS IN SEPARATING SINGLE AND SERIES INCIDENTS, SO PROBE FOR BEST ESTIMATES WHERE POSSIBLE

NOTE: IF 2+ BICYCLES TAKEN AT ONE TIME IT COUNTS AS ONE INCIDENT

- 1..96  
97      More/too many to remember..97

**M7.2    SCREENER QUESTIONS: PREVIOUS RESIDENCE**

**[THE NEXT SET OF QUESTIONS ONLY APPLY TO THOSE INFORMANTS WHO HAVE MOVED SINCE 1ST JANUARY 2000/IN THE LAST 12 MONTHS, IF INFORMANT NOT IN THIS CATEGORY GO TO YrHoThef]**

**PrevThef**      **[ASK IF ResYrAgo = No]**  
**5**

I would like you to think back to the place or places you were living between [the first of January 2000/the first of ^DATE^] and the time you moved here. In that time, did anyone

GET INTO the place where you were living without permission and STEAL or TRY TO STEAL anything?

1.      Yes
2.      No

**NPrevThe**      **[ASK IF PrevThef = Yes]**

How many times did this happen?

NOTE : 97 = 97 OR MORE/TOO MANY TO REMEMBER. USING CODE 97 CAN CAUSE PROBLEMS IN SEPARATING SINGLE AND SERIES INCIDENTS, SO PROBE FOR BEST ESTIMATES WHERE POSSIBLE

- 1..96  
97      More/too many to remember..97

**PrevDam** [ASK IF ResYrAgo = No]

6

(Apart from anything you have already mentioned), in that time did anyone GET INTO your house/flat without permission and CAUSE DAMAGE?

1. Yes
2. No

**NPrevDam** [ASK IF PrevDam = Yes]

How many times did this happen?

NOTE : 97 = 97 OR MORE/TOO MANY TO REMEMBER. USING CODE 97 CAN CAUSE PROBLEMS IN SEPARATING SINGLE AND SERIES INCIDENTS, SO PROBE FOR BEST ESTIMATES WHERE POSSIBLE

- 1..96  
97. More/too many to remember

**PrevTry** [ASK IF ResYrAgo = No]

7

(Apart from anything you have already mentioned), in that time have you had any evidence that someone had TRIED to get in without permission to STEAL or to CAUSE DAMAGE?

1. Yes
2. No

**NPrevTry** [ASK IF PrevTry = Yes]

How many times did this happen?

NOTE : 97 = 97 OR MORE/TOO MANY TO REMEMBER. USING CODE 97 CAN CAUSE PROBLEMS IN SEPARATING SINGLE AND SERIES INCIDENTS, SO PROBE FOR BEST ESTIMATES WHERE POSSIBLE

- 1..96  
97 More/too many to remember

**PrevStol** [ASK IF ResYrAgo = No]

8

(Apart from anything you have already mentioned), in that time was anything STOLEN out of your house/flat?

1. Yes
2. No

**NPrevSto** [ASK IF PrevStol = Yes]

How many times did this happen?

NOTE : 97 = 97 OR MORE/TOO MANY TO REMEMBER. USING CODE 97 CAN CAUSE PROBLEMS IN SEPARATING SINGLE AND SERIES INCIDENTS, SO PROBE FOR BEST ESTIMATES WHERE POSSIBLE

- 1..96  
97 More/too many to remember

**PrOSide [ASK IF ResYrAgo = No]**

**9**

And (apart from anything you have already mentioned), in that time was anything (else) that

belonged to someone in your household stolen from OUTSIDE the house/flat - from the doorstep, the garden or the garage for example?

NOTE: DO NOT COUNT MILK BOTTLE THEFT

1. Yes
2. No

**NPrOSide [ASK IF PrOSide = Yes]**

How many times did this happen?

NOTE : 97 = 97 OR MORE/TOO MANY TO REMEMBER. USING CODE 97 CAN CAUSE PROBLEMS IN SEPARATING SINGLE AND SERIES INCIDENTS, SO PROBE FOR BEST ESTIMATES WHERE POSSIBLE

- 1..96  
97 More/too many to remember

**PrDeface [ASK IF ResYrAgo = No]**

**10**

And again, (apart from anything you have already mentioned), in that time did anyone deliberately deface or do damage to your house/flat or to anything OUTSIDE it that belonged to someone in your household?

1. Yes
2. No

**NPrDefac [ASK IF PrDeface = Yes]**

How many times did this happen?

NOTE : 97 = 97 OR MORE/TOO MANY TO REMEMBER. USING CODE 97 CAN CAUSE PROBLEMS IN SEPARATING SINGLE AND SERIES INCIDENTS, SO PROBE FOR BEST ESTIMATES WHERE POSSIBLE

- 1..96  
97 More/too many to remember

**HomeThef [ASK IF ResYrAgo = No]**

**11**

I would now like you to think about the time since you moved here. Since you moved here, has anyone GOT INTO this house/flat without permission and STOLEN or TRIED TO STEAL anything?

1. Yes
2. No

**NHomThef [ASK IF HomeThef = Yes]**

How many times has this happened?

NOTE : 97 = 97 OR MORE/TOO MANY TO REMEMBER. USING CODE 97 CAN CAUSE PROBLEMS IN SEPARATING SINGLE AND SERIES INCIDENTS, SO PROBE FOR BEST ESTIMATES WHERE POSSIBLE

- 1..96  
97 More/too many to remember

**M7.3 SCREENER QUESTIONS: PRESENT RESIDENCE**

**[THE NEXT TWO QUESTIONS ONLY APPLY IF INFORMANT HAS NOT MOVED SINCE JANUARY 1ST 2000/IN LAST 12 MONTHS, IF INFORMANT HAS MOVED GO STRAIGHT TO YrHoDam]**

**YrHoThef [ASK IF ResYrAgo = Yes OR YrsAddr IN (3..7)]**

**12**

[During the last 13-14 months since the first January 1999/During the last 12 months, that is since the first of ^DATE^] has anyone GOT INTO this house/flat without permission and STOLEN or TRIED TO STEAL anything?

1. Yes
2. No

**NYrHThef [ASK IF YrHoThef = Yes]**

How many times has this happened?

NOTE : 97 = 97 OR MORE/TOO MANY TO REMEMBER. USING CODE 97 CAN CAUSE PROBLEMS IN SEPARATING SINGLE AND SERIES INCIDENTS, SO PROBE FOR BEST ESTIMATES WHERE POSSIBLE

- 1..96  
97 More/too many to remember

**YrHoDam [ASK ALL]**

**13**

(Apart from anything you have already mentioned), in that time did anyone GET INTO your house/flat without permission and CAUSE DAMAGE?

1. Yes
2. No

**NYrHoDam [ASK IF YrHoDam = Yes]**

How many times has this happened?

NOTE : 97 = 97 OR MORE/TOO MANY TO REMEMBER. USING CODE 97 CAN CAUSE PROBLEMS IN SEPARATING SINGLE AND SERIES INCIDENTS, SO PROBE FOR BEST ESTIMATES WHERE POSSIBLE

- 1..96  
97 More/too many to remember

**YrHoTry [ASK ALL]**

**14**

(Apart from anything you have already mentioned), in that time have you had any evidence that someone has TRIED to get in without permission to STEAL or to CAUSE DAMAGE?

1. Yes
2. No



**NYrHoTry [ASK IF YrHoTry = Yes]**

How many times has this happened?

NOTE : 97 = 97 OR MORE/TOO MANY TO REMEMBER. USING CODE 97 CAN CAUSE PROBLEMS IN SEPARATING SINGLE AND SERIES INCIDENTS, SO PROBE FOR BEST ESTIMATES WHERE POSSIBLE

1..96

97 More/too many to remember

**YrHoStol [ASK ALL]**

**15**

(Apart from anything you have already mentioned), in that time was anything STOLEN out of your house/flat?

1. Yes

2. No

**NYrHoSto [ASK IF YrHoStol = Yes]**

How many times has this happened?

NOTE : 97 = 97 OR MORE/TOO MANY TO REMEMBER. USING CODE 97 CAN CAUSE PROBLEMS IN SEPARATING SINGLE AND SERIES INCIDENTS, SO PROBE FOR BEST ESTIMATES WHERE POSSIBLE

1..96

97 More/too many to remember

**YrOSide [ASK ALL]**

**16**

And (apart from anything you have already mentioned), in that time was anything (else) that belonged to someone in your household stolen from OUTSIDE the house/flat - from the doorstep, the garden or the garage for example?

NOTE: DO NOT COUNT MILK BOTTLE THEFT

1. Yes

2. No

**NYrOSide [ASK IF YrOSide = Yes]**

How many times has this happened?

NOTE : 97 = 97 OR MORE/TOO MANY TO REMEMBER. USING CODE 97 CAN CAUSE PROBLEMS IN SEPARATING SINGLE AND SERIES INCIDENTS, SO PROBE FOR BEST ESTIMATES WHERE POSSIBLE

1..96

97 More/too many to remember

**YrDeface**      **[ASK ALL]**  
**17**

And again, (apart from anything you have already mentioned), in that time did anyone deliberately deface or do damage to your house/flat or to anything outside it that belonged to someone in your household?

1.      Yes
2.      No

**NYrDefac**      **[ASK IF YrDeface = Yes]**

How many times has this happened?

NOTE : 97 = 97 OR MORE/TOO MANY TO REMEMBER. USING CODE 97 CAN CAUSE PROBLEMS IN SEPARATING SINGLE AND SERIES INCIDENTS, SO PROBE FOR BEST ESTIMATES WHERE POSSIBLE

- 1..96  
97      More/too many to remember

**M8**      **SCREENER QUESTIONS: PERSONAL EXPERIENCE**

**[ASK ALL TYPE A]**

The next few questions are about things that may have happened to you PERSONALLY [not the other people in your household] in the 13-14 months since the first of January 2000. Please include anything that happened to you during that time - at home, in the street, at work, in a shop, in a park, on a train or anywhere else.

**[ASK ALL TYPE B]**

The next few questions are about things that may have happened to you PERSONALLY [not the other people in your household] over the last 12 months, that is since the first of [^DATE^], in which you may have been the victim of a crime or offence. Again, I only want to know about things that have happened in the period marked on the calendar, so we can build a picture of crime in the last 12 months.

Please include anything that happened to you during that time – at home, in the street, at work, in a shop, in a park, on a train or anywhere else.

**PersThef**      **[ASK ALL]**  
**18**

(Apart from anything you may have already mentioned, since [the first of January 2000/the first of ^DATE^], was anything you were carrying stolen out of your hands or from your pockets or from a bag or case?

1.      Yes
2.      No

**NPersTh**      **[ASK IF PersThef = Yes]**

How many times has this happened?

NOTE : 97 = 97 OR MORE/TOO MANY TO REMEMBER. USING CODE 97 CAN CAUSE PROBLEMS IN SEPARATING SINGLE AND SERIES INCIDENTS, SO PROBE FOR BEST ESTIMATES WHERE POSSIBLE

- 1..96  
97      More/too many to remember

**TryPers**            **[ASK ALL]**  
**19**

(Apart from anything you have already mentioned), in that time has anyone TRIED to STEAL something you were carrying out of your hands or from your pockets or from a bag or case?

1.     Yes
2.     No

**NTryPers**            **[ASK IF TryPers = Yes]**

How many times has this happened?

NOTE : 97 = 97 OR MORE/TOO MANY TO REMEMBER. USING CODE 97 CAN CAUSE PROBLEMS IN SEPARATING SINGLE AND SERIES INCIDENTS, SO PROBE FOR BEST ESTIMATES WHERE POSSIBLE

- 1..96  
97     More/too many to remember

**OthThef**            **[ASK ALL]**  
**20**

And (apart from anything you have already mentioned), in that time has anything (else) of yours been STOLEN, from a cloakroom, an office, a car or anywhere else you left it?

1.     Yes
2.     No

**NOthThef**           **[ASK IF OthThef = Yes]**

How many times has this happened?

NOTE : 97 = 97 OR MORE/TOO MANY TO REMEMBER. USING CODE 97 CAN CAUSE PROBLEMS IN SEPARATING SINGLE AND SERIES INCIDENTS, SO PROBE FOR BEST ESTIMATES WHERE POSSIBLE

- 1..96  
97     More/too many to remember

**DelibDam**           **[ASK ALL]**  
**21**

And (apart from anything you have already mentioned), in that time has anything else of yours been DELIBERATELY DAMAGED or tampered with by vandals or people out to steal?

3.     Yes
4.     No

**NDelibDa**           **[ASK IF DelibDam = Yes]**

How many times has this happened?

NOTE : 97 = 97 OR MORE/TOO MANY TO REMEMBER. USING CODE 97 CAN CAUSE PROBLEMS IN SEPARATING SINGLE AND SERIES INCIDENTS, SO PROBE FOR BEST ESTIMATES WHERE POSSIBLE

- 1..96  
97     More/too many to remember

**DelibVio**      **[ASK ALL]**  
**22**

And again, (apart from anything you have already mentioned), since [the first of January 2000/the first of ^DATE^] has anyone, including people you know well, DELIBERATELY hit you with their fists or with a weapon of any sort or kicked you or used force or violence in any other way?

1.      Yes
2.      No

**NDelibV**      **[ASK IF DelibVio = Yes]**

How many times has this happened?

NOTE : 97 = 97 OR MORE/TOO MANY TO REMEMBER. USING CODE 97 CAN CAUSE PROBLEMS IN SEPARATING SINGLE AND SERIES INCIDENTS, SO PROBE FOR BEST ESTIMATES WHERE POSSIBLE

- 1..96  
97      More/too many to remember

**ThreViol**      **[ASK ALL]**  
**23**

And (apart from anything you have already mentioned), in that time has anyone THREATENED to damage things of yours or THREATENED to use force or violence on you in any way that actually frightened you?

1.      Yes
2.      No

**NThreVio**      **[ASK IF ThreViol = Yes]**

How many times has this happened?

NOTE : 97 = 97 OR MORE/TOO MANY TO REMEMBER. USING CODE 97 CAN CAUSE PROBLEMS IN SEPARATING SINGLE AND SERIES INCIDENTS, SO PROBE FOR BEST ESTIMATES WHERE POSSIBLE

- 1..96  
97      More/too many to remember

**SexAttak**      **[ASK ALL]**  
**24**

SHOW CARD [M6A/M6B]  
INTERVIEWER: DO NOT READ OUT!

[SINCE THE FIRST OF JANUARY 2000/DURING THE LAST 12 MONTHS], HAVE YOU BEEN SEXUALLY INTERFERED WITH, ASSAULTED OR ATTACKED, EITHER BY SOMEONE YOU KNEW OR BY A STRANGER?

1.      Yes
2.      No

**NSexAtt [ASK IF SexAttak = Yes]**

How many times has this happened?

NOTE : 97 = 97 OR MORE/TOO MANY TO REMEMBER. USING CODE 97 CAN CAUSE PROBLEMS IN SEPARATING SINGLE AND SERIES INCIDENTS, SO PROBE FOR BEST ESTIMATES WHERE POSSIBLE

- 1..96  
97 More/too many to remember

**AdultHH [ASK IF NAdults < 2]**

INTERVIEWER, CHECK: HAS THERE BEEN MORE THAN ONE ADULT IN THE HOUSEHOLD SINCE [THE FIRST OF JANUARY 2000/THE FIRST OF ^DATE^]

1. Yes  
2. No

**HhldViol [ASK IF (NAdults >1) OR (AdultHH = Yes)]  
25**

SHOW CARD [M7A/M7B]  
INTERVIEWER DO NOT READ OUT!

APART FROM ANYTHING YOU MAY HAVE ALREADY MENTIONED, [SINCE THE FIRST OF JANUARY 2000/DURING THE LAST 12 MONTHS], HAS ANY MEMBER OF YOUR HOUSEHOLD (AGED 16 OR OVER) DELIBERATELY HIT YOU WITH THEIR FISTS OR WITH A WEAPON OF ANY SORT, OR KICKED YOU, OR USED FORCE OR VIOLENCE ON YOU IN ANY OTHER WAY?

1. Yes  
2. No

**NHhldVio [ASK IF HhldViol = Yes]**

How many times has this happened?

NOTE : 97 = 97 OR MORE/TOO MANY TO REMEMBER. USING CODE 97 CAN CAUSE PROBLEMS IN SEPARATING SINGLE AND SERIES INCIDENTS, SO PROBE FOR BEST ESTIMATES WHERE POSSIBLE

- 1..96  
97 More/too many to remember

**WhoPresA-  
WhoPresF [ASK ALL]**

INTERVIEWER: RECORD WHO WAS PRESENT DURING THE MAIN QUESTIONNAIRE SET OF [3]

1. No-one else in room during Main Questionnaire  
2. Child(ren) under 16 present  
3. Husband, wife, partner  
4. Other adult, including visitor

**M10 CHECKING WHETHER ANY SERIES OF INCIDENTS**

**[ASK ALL]**

I am now going to ask you some more about the time since [the first of January 2000/the first of ^DATE^].

**+Similar\_1 [ASK IF NMotThef > 1]**

You mentioned [NUMBER OF MotThef INCIDENTS FROM NMotThef] incidents of VEHICLE THEFT. Were any of these very similar incidents, where the same thing was done under the same circumstances and probably by the same people?

1. Yes
2. No

**+Similar\_2 [ASK IF NMotStol > 1]**

You mentioned [NUMBER OF MotStol INCIDENTS FROM NMotStol] incidents of THEFT FROM A VEHICLE. Were any of these very similar incidents, where the same thing was done under the same circumstances and probably by the same people?

1. Yes
2. No

**+Similar\_3 [ASK IF NCarDam > 1]**

You mentioned [NUMBER OF CarDamag INCIDENTS FROM NCarDam] incidents of VEHICLE DAMAGE. Were any of these very similar incidents, where the same thing was done under the same circumstances and probably by the same people?

1. Yes
2. No

**+Similar\_4 [ASK IF NBikThef > 1]**

You mentioned [NUMBER OF BikTheft INCIDENTS FROM NBikThef] incidents of BICYCLE THEFT. Were any of these very similar incidents, where the same thing was done under the same circumstances and probably by the same people?

1. Yes
2. No

**+Similar\_5 [ASK IF NPrevThe > 1]**

You mentioned [NUMBER OF PreThef INCIDENTS FROM PrevThe] incidents of BURGLARY. Were any of these very similar incidents, where the same thing was done under the same circumstances and probably by the same people?

3. Yes
4. No

**+Similar\_6 [ASK IF NPrevDam > 1]**

You mentioned [NUMBER OF PrevDam INCIDENTS FROM NPrevDam] incidents of BREAK-IN WITH DAMAGE. Were any of these very similar incidents, where the same thing was done under the same circumstances and probably by the same people?

1. Yes
2. No

**+Similar\_7 [ASK IF NPrevTry > 1]**

You mentioned [NUMBER OF PrevTry INCIDENTS FROM NPrevTry] incidents of ATTEMPTED BURGLARY. Were any of these very similar incidents, where the same thing was done under the same circumstances and probably by the same people?

1. Yes
2. No

**+Similar\_8 [ASK IF NPrevSto > 1]**

You mentioned [NUMBER OF PrevStol INCIDENTS FROM NPrevSto] incidents of THEFT FROM DWELLING. Were any of these very similar incidents, where the same thing was done under the same circumstances and probably by the same people?

1. Yes
2. No

**+Similar\_9 [ASK IF NProSide > 1]**

You mentioned [NUMBER OF ProSide INCIDENTS FROM NProSide] incidents of THEFT OUTSIDE BUILDING. Were any of these very similar incidents, where the same thing was done under the same circumstances and probably by the same people?

1. Yes
2. No

**+Similar\_10 [ASK IF NPrDeFac > 1]**

You mentioned [NUMBER OF PrDeFace INCIDENTS FROM NPrDeFac] incidents of VANDALISM. Were any of these very similar incidents, where the same thing was done under the same circumstances and probably by the same people?

1. Yes
2. No

**+Similar\_11 [ASK IF NHomThef > 1]**

You mentioned [NUMBER OF HomeThef INCIDENTS FROM NHomThef] incidents of BURGLARY. Were any of these very similar incidents, where the same thing was done under the same circumstances and probably by the same people?

1. Yes
2. No

**+Similar\_12 [ASK IF NYrHThef > 1]**

You mentioned [NUMBER OF YrHoThef INCIDENTS FROM NYrHThef] incidents of BURGLARY. Were any of these very similar incidents, where the same thing was done under the same circumstances and probably by the same people?

1. Yes
2. No

**+Similar\_13 [ASK IF NYrHoDam > 1]**

You mentioned [NUMBER OF YrHoDam INCIDENTS FROM NYrHoDam] incidents of BREAK-IN WITH DAMAGE. Were any of these very similar incidents, where the same thing was done under the same circumstances and probably by the same people?

1. Yes
2. No

**+Similar\_14 [ASK IF NYrHoTry > 1]**

You mentioned [NUMBER OF YrHoTry INCIDENTS FROM NYrHoTry] incidents of ATTEMPTED BURGLARY. Were any of these very similar incidents, where the same thing was done under the same circumstances and probably by the same people?

1. Yes
2. No

**+Similar\_15 [ASK IF NYrHoSto > 1]**

You mentioned [NUMBER OF YrHoStol INCIDENTS FROM NYrHoSto] incidents of THEFT FROM DWELLING. Were any of these very similar incidents, where the same thing was done under the same circumstances and probably by the same people?

1. Yes
2. No



**+Similar\_16 [ASK IF NYrOSide > 1]**

You mentioned [NUMBER OF YrOSide INCIDENTS FROM NYrOSide] incidents of THEFT OUTSIDE DWELLING. Were any of these very similar incidents, where the same thing was done under the same circumstances and probably by the same people?

1. Yes
2. No

**+Similar\_17 [ASK IF NYrDeFac > 1]**

You mentioned [NUMBER OF YrDeFace INCIDENTS FROM NYrDeFac] incidents of VANDALISM. Were any of these very similar incidents, where the same thing was done under the same circumstances and probably by the same people?

1. Yes
2. No

**+Similar\_18 [ASK IF NPersTh > 1]**

You mentioned [NUMBER OF PersThef INCIDENTS FROM NPersTh] incidents of THEFT FROM PERSON. Were any of these very similar incidents, where the same thing was done under the same circumstances and probably by the same people?

1. Yes
2. No

**+Similar\_19 [ASK IF NTryPers > 1]**

You mentioned [NUMBER OF TryPers INCIDENTS FROM NTryPers] incidents of ATTEMPTED THEFT FROM PERSON. Were any of these very similar incidents, where the same thing was done under the same circumstances and probably by the same people?

1. Yes
2. No

**+Similar\_20 [ASK IF NOthThef > 1]**

You mentioned [NUMBER OF OthThef INCIDENTS FROM NOthThef] incidents of OTHER THEFT. Were any of these very similar incidents, where the same thing was done under the same circumstances and probably by the same people?

1. Yes
2. No

**+Similar\_21 [ASK IF NDelibDa > 1]**

You mentioned [NUMBER OF DelibDam INCIDENTS FROM NDelibDa] incidents of DAMAGE TO PROPERTY. Were any of these very similar incidents, where the same thing was done under the same circumstances and probably by the same people?

1. Yes
2. No

**+Similar\_22 [ASK IF NDelibV > 1]**

You mentioned [NUMBER OF DelibVio INCIDENTS FROM NDelibV] incidents of ASSAULT. Were any of these very similar incidents, where the same thing was done under the same circumstances and probably by the same people?

1. Yes
2. No

**+Similar\_23 [ASK IF NThreVio > 1]**

You mentioned [NUMBER OF ThreVio INCIDENTS FROM NThreVio] incidents of THREATS. Were any of these very similar incidents, where the same thing was done under the same circumstances and probably by the same people?

1. Yes
2. No

**+Similar\_24 [ASK IF NSexAtt > 1]**

You mentioned [NUMBER OF SexAttak INCIDENTS FROM NSexAtt] incidents of SEXUAL ASSAULT. Were any of these very similar incidents, where the same thing was done under the same circumstances and probably by the same people?

3. Yes
4. No

**+Similar\_25 [ASK IF NHhldVio > 1]**

You mentioned [NUMBER OF HhldVio INCIDENTS FROM NHhldVio] incidents of HOUSEHOLD VIOLENCE. Were any of these very similar incidents, where the same thing was done under the same circumstances and probably by the same people?

1. Yes
2. No

**M11 SORTING OUT THE SERIES PATTERN**

**[ASK NEXT SET OF QUESTIONS SEPARATELY FOR EACH TYPE OF CRIME WHERE THERE WAS MORE THAN ONE INCIDENT PER CRIME AND INFORMANT SAID YES SOME WERE PART OF A SERIES]**

**+AllPart**

**(AllPart\_1- [ASK FOR EACH TYPE OF CRIME WHERE MORE THAN ONE INCIDENT AND AllPart\_25) SOME ARE PART OF A SERIES]**

Were all the incidents of [TYPE OF CRIME] part of a series or were any of them separate incidents?

1. All were part of a series
2. Some were separate incidents, the rest were a series

**+XnumSep [ASK IF AllPart = Some separate, rest series]**

**(XnumSep\_1-**

**XnumSep\_25)**

How many of the [number of incidents] incidents were SEPARATE incidents?

1..97

**+SepDates [ASK FOR EACH SEPARATE INCIDENT, IE. XnumSep TIMES]**

**(SepDates\_1-**

**SepDates\_25)**

[Can we now think about the separate incidents of [type of crime], that is, those incidents which were NOT part of the series.] Can you tell me the date of the [earliest/second/etc] separate incident of [type of crime]?  
IF DON'T KNOW THE EXACT DATE, PLEASE ENTER ESTIMATE  
FIRST is EARLIEST, SECOND is NEXT AFTER THAT, ETC.

[INTERVIEWER: IF RESPONDENT IS NOT SURE, USING THE CALENDAR MAY HELP]

YOU MUST ENTER ALL SIX DIGITS OF THE DATE (E.G. IN 2001 NEW YEAR'S DAY WOULD BE 01/01/01, VALENTINE'S DAY WOULD BE 14/02/01)

**+CnumSer [ASK IF AllPart=Mix]**

**(CnumSer\_1-  
CnumSer\_25)**

So there were [NUMBER] incidents of [TYPE OF CRIME] making up the SERIES?  
INTERVIEWER - PLEASE CONFIRM, OR GO BACK AND AMEND CODING.

3. Yes
4. No

**+Latest [ASK IF AllPart=Mix]**

**(Latest\_1-**

**Latest\_25)**

Could you tell me the date of the MOST RECENT incident in the series?  
IF DON'T KNOW THE EXACT DATE, PLEASE ENTER ESTIMATE.

[INTERVIEWER: IF RESPONDENT IS NOT SURE, USING THE CALENDAR MAY HELP]

YOU MUST ENTER ALL SIX DIGITS OF THE DATE (E.G. IN 2001 NEW YEAR'S DAY WOULD BE 01/01/01, VALENTINE'S DAY WOULD BE 14/02/01)

**+Middle**

**(Middle\_1- Middle\_25)**

**[ASK IF SEPARATE INCIDENT, FOLLOWED BY A SERIES OF INCIDENTS FOLLOWED BY ANOTHER SEPARATE INCIDENT]**

So there were one or more separate incidents, followed by a series of incidents, and THEN another one or more separate incidents?

INTERVIEWER - PLEASE CONFIRM OR GO BACK AND AMEND CODING

3. Yes
4. No

**+Inc1x [ASK IF SEPARATE INCIDENT, FOLLOWED BY A SERIES OF INCIDENTS, FOLLOWED BY ANOTHER SEPARATE INCIDENT]**

**(Inc1x\_1-Inc1x\_25)**

Of the [NUMBER] separate incidents, how many were there BEFORE the series began?

1..97

**+Inc2x [ASK IF SEPARATE INCIDENT, FOLLOWED BY A SERIES OF INCIDENTS, FOLLOWED BY ANOTHER SEPARATE INCIDENT]**

**(Inc2x\_2-Inc2x\_25)**

And how many separate incidents were there AFTER the series ended?

1..10

**+IPrior [PROGRAMME RECORDS WHICH INCIDENT(S) TAKES PRIORITY (HIDDEN)]**

**(lprior\_1- lprior\_25)**

1. Series takes priority
2. Latest separate incident takes priority
3. Separate, then series, then separate

## VICTIM FORM SECTION

**S** INDICATES THAT THE QUESTION IS ASKED ON SHORT VICTIM FORMS.  
**L** INDICATES THAT THE QUESTION IS ASKED ON LONG VICTIM FORMS.  
**SL** INDICATES THAT THE QUESTION IS ASKED ON BOTH LONG AND SHORT VICTIM FORMS.

**+V1** DATE AND DESCRIPTION OF INCIDENT

**[ASK ALL]**

INTERVIEWER - BELOW IS A CHECK LIST OF OFFENCES COMMITTED AGAINST THE RESPONDENT AND HOUSEHOLD IN THE PAST YEAR  
PLEASE CONFIRM THE LIST WITH THE RESPONDENT - CHECK THAT EVERYTHING HAS BEEN MENTIONED AND NOTHING COUNTED TWICE  
GO BACK AND AMEND CODING IF NECESSARY.  
IF YOU CHOOSE TO GO BACK YOU WILL BE TAKEN TO THE BEGINNING OF THE SCREENER QUESTIONNAIRE

1. Continue
2. Go back

**[ASK ALL TYPE B]**

I now want to ask you about WHEN the incident(s) you have just mentioned happened during the last 12 months. I'd like to mark on the calendar the date of each incident.

INTERVIEWER: FOR EACH CRIME, MARK ON THE CALENDAR THE DATE WHEN IT OCCURRED. THIS ONLY NEEDS TO BE ESTIMATED TO THE NEAREST MONTH.

IF THE RESPONDENT IS HAVING DIFFICULTY REMEMBERING THE EXACT MONTH YOU MAY FIND IT USEFUL TO MARK SOME OTHER LANDMARK DATES ON THE CALENDAR (EG. BIRTHDAYS, ANNIVERSARIES ETC.) WHICH CAN BE USED FOR REFERENCE POINTS. EXAMPLES OF SUCH EVENTS OR PERIODS CAN BE FOUND ON THE FRONT PAGE OF THE CALENDAR.

**+CrimeNo** [CRIME NUMBER, WITHIN TYPE OF CRIME]

INTERVIEWER ENTER CRIME NUMBER: 1..11

**CrimType** [CODE FOR TYPE OF CRIME]

INTERVIEWER CODE FOR CRIME TYPE: 1..25

**Vintro** [ASK ALL]  
**SL**

Now I want to ask you some more about the [incident] you reported of [crime type]  
[INTERVIEWER: IF SOMEONE ELSE IS PRESENT, IT MAY BE BETTER TO RETURN ON ANOTHER OCCASION TO COMPLETE THIS VICTIM FORM]

- [0 Suspend this Victim form for now]  
1 Continue

**[IN INCIDENTS OF DOMESTIC VIOLENCE OR SEXUAL ASSAULT, THE INTERVIEWER IS ALLOWED TO SKIP THE VICTIM FORM IF NECESSARY (E.G. BECAUSE OTHERS WERE PRESENT)]**

**WhySkip** [ASK IF VIntro = Skip]

**SL**

INTERVIEWER: PLEASE EXPLAIN WHY YOU ARE SKIPPING THIS VICTIM FORM.

**V1.1 SERIES INCIDENTS**

**[DateSer-QtrRecin ARE ASKED OF THOSE REPORTING A SERIES OF SIMILAR INCIDENTS]**

**DateSerA-**

**DateSerH**

**[ASK IF SERIES OF SIMILAR INCIDENTS]**

**SL**

You mentioned a series of [NUMBER] similar incidents of [CRIME TYPE] since [the first of January 2000/the first of ^DATE^]. When did these incidents happen? SET [6] OF

1. Before [1999/ the first of ^DATE^]
2. Between [January and March 2000/^QUARTER^]
3. Between [April and June 2000/^QUARTER^]
4. Between [July and September 2000/^QUARTER^]
5. Between [October and December 2000/^QUARTER^]
6. Between [January 2001/the first of ^DATE^] and the present

**[IF THE INCIDENT ONLY OCCURRED IN 1999/MORE THAN 12 MONTHS AGO THE RESPONDENT DOES NOT GET ASKED A VICTIM FORM FOR THIS INCIDENT]**

**NQuart1** [ASK IF DateSerB= 1]

**SL**

How many incidents of this kind happened between [January and March 2000/^QUARTER^]?

1..97

**NQuart2** [ASK IF DateSerC=1]

**SL**

How many incidents of this kind happened between [April and June 2000/^QUARTER^]?

1..97

**NQuart3** [ASK IF DateSerD=1]

**SL**

How many incidents of this kind happened between [July and September 2000/^QUARTER^]?

1..97

**NQuart4** [ASK IF DateSerE=1]

**SL**

How many incidents of this kind happened between [October and December 2000/^QUARTER^]?

1..97

**NQuart5** [ASK IF DateSerF=1]

**SL**

How many incidents of this kind happened between [January 2001/^DATE^] and the present?

1..97

**MthRecln** [ASK IF DateSer IN (2..6)]

**SL**

In which month did the most recent of these incident(s) happen?

INTERVIEWER EXPLAIN: IF PART OF SERIES, THE FOLLOWING QUESTIONS REFER TO THE MOST RECENT INCIDENT IN SERIES.

1. January 2000
2. February 2000
3. March 2000
4. April 2000
5. May 2000
6. June 2000
7. July 2000
8. August 2000
9. September 2000
10. October 2000
11. November 2000
12. December 2000
13. January 2001
14. February 2001
15. March 2001
16. April 2001
17. May 2001
18. June 2001

**[TYPE B INTERVIEWS ALWAYS SHOW THE PREVIOUS 12 FULL CALENDAR MONTHS PLUS THE MONTH OF INTERVIEW (I.E. 13 MONTHS IN TOTAL)]**

**QtrRecln** [ASK IF MthRecln= Don't Know]

**SL**

INTERVIEWER: ASK OR RECORD

In what quarter did the most recent incident happen? Was it ...

1. Before [January 2000/the first of ^DATE^] - *Don't get asked VF*
2. Between [January and March 2000/^QUARTER^]
3. Between [April and June 2000/^QUARTER^]
4. Between [July and September 2000/^QUARTER^]
5. Between [October and December 2000/^QUARTER^]
6. Between [January 2001/the first of ^DATE^] and the present?

## V1.2 SINGLE INCIDENTS

[MthInc1-YrInc1 ARE ASKED OF THOSE REPORTING SINGLE INCIDENTS]

MthInc1/

MthInc2 [ASK IF SINGLE INCIDENT]

SL

You said that, since [the first of January 2000/the first of ^DATE^], you (or someone in your household) had an incident of [CRIME TYPE]. In which month did that happen?

1. January
2. February
3. March
4. April
5. May
6. June
7. July
8. August
9. September
10. October
11. November
12. December

[TYPE B INTERVIEWS ALWAYS SHOW THE PREVIOUS 12 FULL CALENDAR MONTHS PLUS THE MONTH OF INTERVIEW I.E. 13 MONTHS IN TOTAL]

QtrInc1 [ASK IF MthInc1/2= Don't Know]

SL

In what quarter did the incident happen? Was it ...

1. Before [January 2000/the first of ^DATE^] - *Don't get asked VF*
2. Between [January and March 2000/^QUARTER^]
3. Between [April and June 2000/^QUARTER^]
4. Between [July and September 2000/^QUARTER^]
5. Between [October and December 2000/^QUARTER^]
6. Between [January 2001/the first of ^DATE^] and the present?

YrInc1A [ASK IF MthInc1 NE Don't Know AND TYPE A INFORMANT]

SL

ASK OR RECORD

In what year did the (most recent) incident take place?

1. Yr 1999 - *Don't get asked Victim form, go straight to follow up*
2. Yr 2000
3. Yr 2001

YrInc1B [ASK IF MthInc2= Don't Know AND QtrInc1 = Don't Know AND TYPE B INFORMANT]

SL

ASK OR RECORD

Can I just check, did the (most recent) incident take place before or after the first of [^DATE^]?

1. before first of [^DATE^] - *Don't get asked VF, straight to follow up*
2. after first of [^DATE^]



- A. Too lenient sentencing
- B. Poverty
- C. Lack of discipline from school
- D. Lack of discipline from parents
- E. Drugs
- F. Alcohol
- G. Unemployment
- H. Breakdown of family
- I. Too few police

- 1. Very worried
- 2. Fairly worried
- 3. Not very worried
- 4. Not at all worried

- 1. Very big problem
- 2. Fairly big problem
- 3. Not a very big problem
- 4. Not a problem at all

**SHOWCARD M1**

**SHOWCARD M2**

**SHOWCARD M3**

- |   |  |
|---|--|
| 1. Noisy neighbours or loud parties   | 1. None  |
| 2. Teenagers hanging around on the streets  |  |
| 3. People sleeping rough on the streets or other public places                                | 2. Between 1 and 3 times (Less than once a week) |
| 4. Rubbish or litter lying around   |  |
| 5. Vandalism, graffiti or other deliberate damage to property or vehicles                     | 3. Between 4 and 8 times (Once to twice a week)  |
| 6. People being attacked or harassed because of their skin colour, ethnic origin, or religion | 4. Between 9 and 12 times (About 3 times a week) |
| 7. People using or dealing drugs  |  |
| 8. People being drunk or rowdy in public places   | 5. More than 12 times (Almost every day)         |

**Since the first of January 2000, have you been sexually interfered with, assaulted or attacked, either by someone you knew or by a stranger?**

- 1. Yes
- 2. No

## SHOWCARD M4

JN:1154-807

## SHOWCARD M5

JN:1154-807

## SHOWCARD M6A

JN:1154-807

During the last 12 months, have you been sexually interfered with, assaulted or attacked, either by someone you knew or by a stranger?

1. Yes
2. No

**SHOWCARD M6B**

Apart from anything you may have already mentioned, since the first of January 2000, has any member of your household (aged 16 or over) deliberately hit you with their fists or with a weapon of any sort, or kicked you, or used force or violence on you in any other way?

1. Yes
2. No

**SHOWCARD M7A**

Apart from anything you may have already mentioned, during the last 12 months, has any member of your household (aged 16 or over) deliberately hit you with their fists or with a weapon of any sort, or kicked you, or used force or violence on you in any other way?

1. Yes
2. No

**SHOWCARD M7B**

- |  |  |  |
|--|--|--|
| <ol style="list-style-type: none"> <li>1. During morning (6am – noon)</li> <li>2. During afternoon (noon – 6pm)</li> <li>3. Morning/afternoon (can't say which)</li> <li>4. During evening (6pm – midnight)</li> <li>5. During night (midnight – 6am)</li> <li>6. Evening/night (can't say which)</li> </ol> | <ol style="list-style-type: none"> <li>1. Own home or own garage (including attempted break-in)</li> <li>2. Immediately outside home (including shed, garden, street, in same building)</li> <li>3. In or near victim's place of work (including work car park)</li> <li>4. In public car park</li> <li>5. In/around pub/bar/night club/working men's club</li> <li>6. In around dancehall/disco</li> <li>7. In/around football ground/other sports ground</li> <li>8. In/around sport centre/sports club</li> <li>9. In/around other place of public entertainment (e.g. cinema, café, restaurant, bingo hall, etc.)</li> <li>10. Travelling on transport, or in or near transport facilities (e.g. at a bus stop/station, on a bus/train, car park to station)</li> <li>11. Other public or commercial locations (e.g. shop, school, street market, hospital etc.)</li> <li>12. Elsewhere</li> </ol> | <ol style="list-style-type: none"> <li>1. Burglar alarm on premises</li> <li>2. Dummy box</li> <li>3. Outside doors with double locks or deadlocks</li> <li>4. Security chain on the doors</li> <li>5. Windows that need special keys to open them</li> <li>6. Bars or grilles on the windows</li> <li>7. Dog in the house</li> <li>8. Internal lights on timer or sensor switch</li> <li>9. External lights on timer or sensor switch</li> <li>10. Other</li> </ol> |
|--|--|--|

**SHOWCARD V1**

**SHOWCARD V2**

**SHOWCARD V3**

1. Grabbed or pulled my bag etc
2. Grabbed or pushed me
3. Punched or slapped me
4. Kicked me
5. Hit me with a weapon
6. Raped me
7. Attempted to rape me
8. Sexually assaulted me
9. Other

**SHOWCARD V4**

1. A trained first aider/St John's Ambulance
2. A paramedic
3. A nurse
4. A doctor
5. No medical attention

**SHOWCARD V5**

1. Anger
2. Shock
3. Fear
4. Depression
5. Anxiety/panic attacks
6. Loss of confidence/feeling vulnerable
7. Difficulty sleeping
8. Crying/tears
9. Annoyance
10. Other

**SHOWCARD V6**

1. None of these/did not want any support
2. Information from the police (e.g. whether the offender had been identified)
3. Information about security/crime prevention
4. Practical help (e.g. with clearing up or making a list of what was stolen)
5. Someone to talk to/moral support
6. Help with insurance/compensation claim (not including making a list of what was stolen)
7. Protection from further victimisation/harassment
8. Help in reporting the incident/dealing with the police
9. Other

## SHOWCARD V7

JN:1154-807

1. Victim Support sent a letter/leaflet
2. Victim Support came to home/work
3. Victim support telephoned home/work
4. I/household member rang Victim Supportline
5. I/household member contacted local scheme
6. I/household member contacted Witness Service
7. Other

## SHOWCARD V8

JN:1154-807

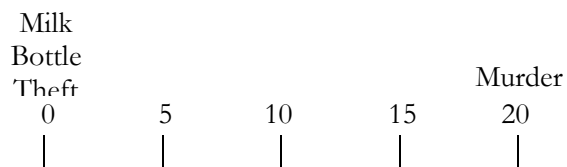
1. None of these/did not want any support
2. Information from the police (e.g. whether the offender had been identified)
3. Information about security/crime prevention
4. Practical help (e.g. with clearing up or making a list of what was stolen)
5. Someone to talk to/moral support
6. Help with insurance/compensation claim (not including making a list of what was stolen)
7. Protection from further victimisation/harassment
8. Help in reporting incident/dealing with the police
9. Other

## SHOWCARD V9

JN:1154-807

I would now like to ask you how serious a crime you personally think this was. On this card is a scale to show the seriousness of different crimes, with the scale going from 0 (zero) for a very minor crime like theft of milk bottles from a doorstep, to 20 for the most serious crime, murder.

How would you rate this crime from 0 to 20?



## SHOWCARD V10

JN:1154-807

1. Nothing/not a matter for the police
2. An informal warning from the police
3. A formal caution from the police
4. An official warning from the court
5. An order to pay compensation
6. A suspended prison sentence
7. A community service order
8. A probation order
9. A fine
10. A prison sentence or similar
11. A curfew/electronic tagging order
12. An order to apologise to you/the victim
13. Not sure/it depends
14. Other

## SHOWCARD V11

JN:1154-807

1. While it was being used by someone
2. While it was being carried by someone in their hand, but not being used
3. While it was on the person and visible (e.g. on a belt or clip, in an open pocket, etc)
4. While it was on the person but not visible (e.g. in a bag/briefcase being carried, in an inside pocket, etc)
5. While it was unattended and visible (e.g. on a table, desk, etc)
6. While it was unattended and not visible (e.g. in an unattended bag/briefcase, in a locker etc)
7. Other

## SHOWCARD P1

JN:1154-807

- A. To report a crime of which you or someone in your household was the victim
- B. To report a crime of which someone else, NOT IN YOUR HOUSEHOLD, was the victim
- C. Because you were told or asked to do so (e.g. to show documents, give a statement)
- D. To report a traffic accident or medical emergency
- E. To report a burglar alarm ringing
- F. To report an alarm going off
- G. To report any other suspicious circumstances or persons
- H. To report any type of disturbance, noise or nuisance (apart from alarms going off)
- I. To report a missing person
- J. To report that you had lost something (including animals)
- K. To report that you had found something (including animals)
- L. To tell them that your home was going to be empty
- M. To report any other problem or difficulty
- N. To ask for directions or the time
- O. To ask for any other sort of advice or information
- P. To give them any other sort of information
- Q. Just for a social chat

## SHOWCARD A1

JN:1154-807

- A. To report a crime of which you or someone in your household was the victim
- B. To report a crime of which someone else, NOT IN YOUR HOUSEHOLD, was the victim
- D. To report a traffic accident or medical emergency
- E. To report a burglar alarm ringing**
- F. To report a car alarm going off
- G. To report any other suspicious circumstances or persons
- H. To report any type of disturbance, noise or nuisance (apart from alarms going off)
- I. To report a missing person
- J. To report that you had lost something (including animals)
- K. To report that you had found something (including animals)
- L. To tell them that your home was going to be empty
- M. To report any other type of problem or difficulty
- O. To ask for any other sort of advice or information
- P. To give them any sort of information

## SHOWCARD A2

JN:1154-807

1. Angry
2. Embarrassed
3. Upset
4. Guilty
5. Worried
6. Grateful
7. Other feeling

## SHOWCARD A3

JN:1154-807



1. Gave an on the spot warning about offence committed
2. Said they would issue a summons
3. Said they might issue a summons
4. Made an arrest
5. Carried out a breath test
6. Issued a Fixed Penalty Notice for an offence (£20 or £30 or £40)
7. Told to take documents to the police station
8. Gave a warning about a vehicle fault
9. Issued a Vehicle Defect Rectification Notice
10. Gave some advice about vehicle maintenance
11. Gave some advice about driving
12. Gave a copy of form stating reasons for search
13. Just asked questions
14. Something else

## SHOWCARD A4

JN:1154-807

1. Gave an on the spot warning about offence committed
2. Told they would issue a summons
3. Told they might issue a summons
4. Arrested
5. Took name and address
6. Gave a copy of form stating reasons for search
7. Just asked questions
8. Something else
9. None of these

## SHOWCARD A5

JN:1154-807

- A. To return missing property or animal
- B. To deal with ringing burglar alarm
- C. Investigate other noise or disturbance
- D. Asking for information in connection with a crime that had been committed
- E. Investigate an accident or traffic offence in which you were involved
- F. To search your house
- G. To make an arrest
- H. To ask you to move on
- I. Other reason

## SHOWCARD A6

JN:1154-807

- |  |  |   |
|--|--|---|
| C. Investigate other noise or disturbance                                  | 1. I view them with great respect                  | 6. Viewed with great respect                  |
| D. Asking for information in connection with crime that had been committed | 2. I view them with respect                        | 7. Viewed with respect                        |
| E. Investigate an accident or traffic offence in which you were involved   | 3. I view them with neither respect nor disrespect | 8. Viewed with neither respect nor disrespect |
| F. To search your house  | 4. I view them with disrespect                     | 9. Viewed with disrespect                     |
| G. To make an arrest   | 5. I view them with great disrespect               | 10. Viewed with great disrespect              |
| H. To ask you to move on   |  |   |
| I. Other reason  |  |   |

**SHOWCARD A7**

**SHOWCARD A8**

**SHOWCARD A9**

1. Enthusiastic

2. Supportive

3. Concerned about their safety

4. Disapproving

5. Other

A. Giving crime prevention advice

B. Responding to emergency calls

C. Detecting and arresting offenders

D. Patrolling on foot

E. Patrolling in cars

F. Providing help and support to victims of crime

G. Using CCTV to monitor public areas

H. Policing traffic

I. Working with schools and young people

A. Burglary

B. Sex crimes/sexual assault

C. Drug dealing

D. Muggings/street robberies

E. Assault

F. Racial attacks/abuse

G. Domestic violence

H. Taking drugs

I. Vehicles being stolen/joyriding

J. Some other crime

**SHOWCARD A10**

**SHOWCARD A11**

**SHOWCARD A12**

1. Very confident

2. Fairly confident

3. Not very confident

4. Not at all confident

1. Very effective

2. Fairly effective

3. Not very effective

4. Not at all effective

1. Excellent

2. Good

3. Fair

4. Poor

5. Very poor

**SHOWCARD J1**

JN:1154-807

**SHOWCARD J2**

JN:1154-807

**SHOWCARD J3**

JN:1154-807

1. Conditional discharge
2. Have to pay compensation
3. Fine
4. Probation
5. Community service order
6. Electronic tagging
7. Suspended prison sentence
8. Prison sentence
9. Other

## SHOWCARD B1

JN:1154-807

*Offenders, aged 18 or over, convicted of house burglary for the third time now receive a minimum prison sentence of three years.*

## SHOWCARD B2

JN:1154-807

1. Youth Justice Board
2. Youth Offending teams
3. Secure remands
4. Detention and training orders
5. Final warnings
6. Action Plan Orders
7. Reparation Orders
8. Parenting Orders
9. Child Safety Orders
10. Local Child Curfews
11. Referral Orders
12. None of these

## SHOWCARD B3

JN:1154-807

- A. Members of the public
- B. Media - TV/newspapers
- C. Parents
- D. Neighbourhood watch
- E. Other local  
community/voluntary groups
- F. Private security organisation
- G. Social services
- H. Health authorities/GPs
- I. Local education  
authorities/schools/teachers
- J. Local authorities/councils
- K. The probation service
- L. The police
- M. The courts

1. Always

2. Usually

3. Some of the time

4. Rarely

5. Never

## SHOWCARD C1

JN:1154-807

## SHOWCARD C2

JN:1154-807

- 1. Installed a burglar alarm
- 2. Installed a dummy alarm
- 3. Fitted double locks or deadlocks  
on outside doors into your  
home
- 4. Fitted security chains on the  
doors in to your home
- 5. Fitted window locks
- 6. Fitted indoor timer or sensor  
lights
- 7. Fitted outdoor timer or sensor  
lights
- 8. Fitted bars or grilles to windows
- 9. Security marked household  
property
- 10. Made other security  
improvements
- 11. None of these

## SHOWCARD C3

JN:1154-807

1. Always

2. Usually

3. Sometimes

4. Rarely

5. Never

6. Never go out after dark

**SHOWCARD C4**

JN:1154-807

1. Always

2. Almost always

3. Sometimes

4. Rarely

5. Never

**SHOWCARD C5**

JN:1154-807

1. Always lock doors

2. Fitted an alarm

3. Fitted mechanical immobiliser

4. Fitted electronic immobiliser

5. Remove radio/stereo/CD player  
when car/van not in use

6. Looked for better security on next car  
purchased

7. Not leaving property on show in the  
vehicle

8. Not parking in certain areas

9. Other

10. No improvements made

**SHOWCARD C6**

JN:1154-807

1. Agree strongly
2. Agree slightly
3. Neither agree nor disagree
4. Disagree slightly
5. Disagree strongly

**SHOWCARD C7**



1. Very important

1. Very worried

1. Very likely

2. Fairly important

2. Fairly worried

2. Fairly likely

3. Not very important

3. Not very worried

3. Fairly unlikely

4. Not at all important

4. Not at all worried

4. Very unlikely

**SHOWCARD D1**

**SHOWCARD D2**

**SHOWCARD D3**

1. A very good place to live

2. A fairly good place to live

3. Neither good nor bad

4. A fairly bad place to live

5. A very bad place to live

1. Strongly agree

2. Tend to agree

3. Neither agree nor disagree

4. Tend to disagree

5. Strongly disagree

A. Unemployment

B. Crime

C. Provision of public transport

D. Drug misuse

E. Standards of housing

F. Provision of health services

G. Provision of education services

H. Lack of local amenities

I. Poverty

J. Racial abuse/attacks

K. Lack of facilities for young people

## SHOWCARD D5

## SHOWCARD D6

## SHOWCARD D4

1. Reduce unemployment
2. Less violence and crime on television
3. Mobile police stations
4. People making their property more secure
5. More CCTV
6. Parents taking responsibility for their children's actions
7. More schemes like Neighbourhood Watch
8. Send more offenders to prison
9. Firmer discipline in schools
10. More police on the beat

## SHOWCARD D7

JN:1154-807

1. Written to a local newspaper
2. Contacted the appropriate organisation to deal with the problem, eg. council
3. Contacted a local councillor or MP
4. Attended a public meeting or neighbourhood forum to discuss local issues
5. Attended a tenants' or local residents' group
6. Attended a protest meeting or joined an action group
7. Helped organise a petition on a local issue
8. None of these

## SHOWCARD D8

JN:1154-807

1. Not wrong
2. Wrong but should not be viewed as a crime
3. Should be viewed as a crime, but not always strictly enforced
4. Should be viewed as a crime and always strictly enforced

## SHOWCARD D9

JN:1154-807

1. Arson
2. Accidents while cooking (including using toasters and microwaves)
3. Accidents with matches or cigarette lighters
4. Cigarettes, cigars, or pipe
5. Children playing with fire other than matches or cigarette lighters
6. Electrical equipment/wiring (including electric blankets)
7. Heating appliances/equipment and fires (including chimney fires)
8. Blow lamps
9. Candles
10. Vehicle fires (wiring etc)
11. Natural occurrences (lightning etc)
12. Bonfires
13. Fireworks
14. Barbecue
15. Other

1. Bruises
2. Scratches
3. Cuts
4. Broken bones
5. Scalds
6. Burns
7. Smoke inhalation
8. Other injuries
9. No one in household injured

## **SHOWCARD F1**

## **SHOWCARD F2**

1. Once or more a day

2. 5 or 6 days a week

3. 3 or 4 days a week

4. 1 or 2 days a week

5. 2 or 3 days a month

6. About once a month

7. Less than once a month

8. Less than once a year

9. Never

## SHOWCARD G1

JN:1154-807

1. Own it outright

2. Buying it with the help of a mortgage or loan

3. Pay part rent and part mortgage (shared ownership)

4. Rent it

5. Live here rent-free (inc. rent-free in relative/friend's property; excluding squatting)

6. Squatting

## SHOWCARD G2

JN:1154-807

1. Impossible to find

2. A bit of a problem

3. No problem

## SHOWCARD G3

JN:1154-807

Is there anyone aged 16 or over living at the addresses mentioned who is black, Asian, Chinese or from other non-white groups?

If you are unsure, please use the categories below as a guide.

- A. British
- B. Irish
- C. Any other White background

**Mixed**

- D. White and Black Caribbean
- E. White and Black African
- F. White and Asian
- G. Any other mixed background

**Asian or Asian White**

- H. Indian
- I. Pakistani
- J. Bangladeshi
- K. Any other Asian background

**Black or Black British**

- L. Caribbean
- M. African
- N. Any other Black background

**Chinese or other ethnic group**

- O. Chinese
- P. Any other

**SHOWCARD X1**

*JN1154 807*

Is there anyone aged 16 or over living at this address who is black, Asian, Chinese or from other non-white groups?

If you are unsure, please use the categories below as a guide.

**White**

- A. British
- B. Irish
- C. Any other White background

**Mixed**

- D. White and Black Caribbean
- E. White and Black African
- F. White and Asian
- G. Any other mixed background

**Asian or Asian White**

- H. Indian
- I. Pakistani
- J. Bangladeshi
- K. Any other Asian background

**Black or Black British**

- L. Caribbean
- M. African
- N. Any other Black background

**Chinese or other ethnic group**

- O. Chinese
- P. Any other

**SHOWCARD X2**  
*JN1154 807*

A man aged 23 pleaded guilty to the burglary of a cottage belonging to an elderly man whilst he was out during the day. The offender, who had two previous convictions for burglary, took a video worth £150 and a television, which he left damaged near the scene of the crime

SHOWCARD Y1



A man aged 21 pleaded guilty to assaulting a stranger. An argument started when the offender pushed his way into a taxi queue. When another man tried to calm the offender down, the offender hit the victim in the face, fracturing his nose. The offender did not have any previous convictions for violence

**SHOWCARD Y2**

1. Higher degree/postgraduate qualifications
2. First degree (including B.Ed)  
Postgraduate Diplomas/Certificates (include. PGCE)  
Professional qualifications at degree level (e.g. chartered accountant/surveyor) NVQ/SVQ Level 4 or 5
3. Diplomas in higher education/other H.E qualification  
HNC/HND/BTEC Higher  
Teaching qualifications for schools/further education (below degree level) Nursing/other medical qualifications (below degree level)

RSA Higher Diploma

4. A/AS levels/SCE Higher/Scottish Certificate 6<sup>th</sup> Year Studies  
NVQ/SVQ/GSVQ level 3/GNVQ Advanced  
ONC/OND/BTEC National  
City and Guilds Advanced Craft/Final level/Part III  
RSA Advanced Diploma
5. Trade Apprenticeships
6. O Level/GCSE grades A-C/SCE Standard/Ordinary grades  
1-3/CSE grade 1  
NVQ/SVQ/GSVQ level 2/GNVQ intermediate  
BTEC/SCOTVEC first/General diploma  
City and Guilds Craft/Ordinary level/Part II/RSA Diploma
7. O Level/GCSE grade D-G/SCE Standard/Ordinary below grade 3  
CSE grades 2-5  
NVQ/SVQ/GSVQ level 1/GNVQ foundation  
BTEC/SCOTVEC first/General certificate  
City and Guilds part 1/RSA Stage I -III  
SCOTVEC modules/Junior certificate
8. Other qualifications (including overseas)

**SHOWCARD Y3**

**White**

- A. British
- B. Irish
- C. Any other White background

**Mixed**

- D. White and Black Caribbean
- E. White and Black African
- F. White and Asian
- G. Any other mixed background

**Asian or Asian British**

- H. Indian
- I. Pakistani
- J. Bangladeshi
- K. Other Asian background

**Black or Black British**

- L. Caribbean
- M. African
- N. Other Black background

**Chinese or other ethnic group**

- O. Chinese
- P. Other Ethnic Group


**SHOWCARD Y4**

Annual

Weekly

1.	Under £2,500	Under £50
2.	£2,500 - £4,999	£50 - £99
3.	£5,000 - £9,999	£100 - £199
4.	£10,000 - £14,999	£200 - £289
5.	£15,000 - £19,999	£290 - £389
6.	£20,000 - £24,999	£390 - £489
7.	£25,000 - £29,999	£490 - £579
8.	£30,000 - £34,999	£580 - £679
9.	£35,000 - £39,999	£680 - £769
10.	£40,000 - £44,999	£770 - £869
11.	£45,000 - £49,999	£870 - £969
12.	£50,000 or more	£970 or more

SHOWCARD Y5



1. INTERVIEWER : Clearly mark off the 12 month reference period on the calendar and give to the respondent
2. Mark off the dates , to the nearest month, when any crimes the respondent has experienced took place. If the respondent has experienced a series of crimes, mark off the dates of each incident in the series.
3. If the respondent is having difficulty in remembering exactly when particular incidents or events took place it may help to consider other events that have happened in the last year. Mark these off on the calendar if necessary. Examples of events include:
  - The date of respondent's birthday and other family birthdays.
  - Other important events over last year, such as the birth of a child, weddings, anniversaries.
  - Any dates when respondent started a new job or college, left work or moved house
  - Any periods when the respondent was in employment, full time education or unemployed
  - Any other relevant periods such as holidays, exams, pregnancy, time in hospital.



## Coding Frames

### Key to code frames for questions with changing labels

For a number of variables the actual code frame was different depending upon whether it was Type A or Type B sample and, for Type B sample, depending upon the month of interview. Text substitution was used in the CAPI to ensure that the interviewer and respondent only saw the appropriate code frame. However, in the SPSS data files – where cases from all months are combined – it was impossible to label these particular variables in any meaningful way since the label is different depending upon the type of sample and the month of interview.

The questions that this relates to are all at the start of the Victim Form and are concerned with trying to establish the exact month in which an incident occurred. They are:

- DateSerA-DateSerH,
- QtRecIn
- QtrIncid
- Nquart1-Nquart5

A comprehensive list of code frames for these questions for both types of sample and each month of 2001 are shown below.

It is important to realise that in terms of calculating victimisation rates for a particular time period (either the calendar year 2001 or the financial year 2001-2), it is crucial to know for each specific case, whether the incident occurred inside or outside the reference period. In the code frames below, code 1 is always the period immediately prior to the reference period and so all incidents in this period are considered out of scope for calculating victimisation rates. Similarly, codes 2-5 are always within the reference period and so incidents are considered in scope when calculating victimisation rates. Code 6 could be either in scope or out of scope depending upon the type of sample or the month of interview. For all Type A sample and Type B sample interviews conducted in the first month of each quarter (i.e. January, April, July, and October) were outside the reference period and so were taken to be out of scope for calculating victimisation rates. However, for Type B interviews conducted in the other eight months of 2001, code 6 was taken to be inside the reference period and so incidents were in scope<sup>1</sup>.

---

<sup>1</sup> In reality, for these months it was not possible to know precisely whether an incident was in scope or out of scope since code 6 crossed the reference period boundary with part of the period being in scope and part being out of scope. In practice, since the period under consideration represented the period closest to the date of interview respondents knew the exact month in which an incident had taken place and so no valid incidents fell into this category. Nevertheless, a change was introduced to the questionnaire in 2002 to cater for this unlikely situation

## **TYPE A INTERVIEWS**

- |    |   |                     |
|----|---|---------------------|
| 1. | In 1999                                       | <b>Out of scope</b> |
| 2. | Between January and March 2001                |                     |
| 3. | Between April and June 2001                   |                     |
| 4. | Between June and September 2001               |                     |
| 5. | Between October and December 2001             |                     |
| 6. | Between first of January 2001 and the present | <b>Out of scope</b> |

## **TYPE B INTERVIEWS**

### **IntMon=January 2001**

- |    |   |                     |
|----|---|---------------------|
| 1. | Before the first of January 2000                  | <b>Out of scope</b> |
| 2. | Between January and March 2000                    |                     |
| 3. | Between April and June 2000                       |                     |
| 4. | Between July and September 2000                   |                     |
| 5. | Between October and December 2000                 |                     |
| 6. | Between the first of January 2001 and the present | <b>Out of scope</b> |

### **IntMon=February 2001**

- |    |   |                     |
|----|---|---------------------|
| 1. | Before the first of February 2000                 | <b>Out of scope</b> |
| 2. | In February or March 2000                         |                     |
| 3. | Between April and June 2000                       |                     |
| 4. | Between July and September 2000                   |                     |
| 5. | Between October and December 2000                 |                     |
| 6. | Between the first of January 2001 and the present |                     |

### **IntMon=March 2001**

- |    |   |                     |
|----|---|---------------------|
| 1. | Before the first of March 2000                    | <b>Out of scope</b> |
| 2. | In March 2000                                     |                     |
| 3. | Between April and June 2000                       |                     |
| 4. | Between July and September 2000                   |                     |
| 5. | Between October and December 2000                 |                     |
| 6. | Between the first of January 2001 and the present |                     |

### **IntMon=April 2001**

- |    |   |                     |
|----|---|---------------------|
| 1. | Before the first of April 2000                  | <b>Out of scope</b> |
| 2. | Between April and June 2000                     |                     |
| 3. | Between July and September 2000                 |                     |
| 4. | Between October and December 2000               |                     |
| 5. | Between January and March 2001                  |                     |
| 6. | Between the first of April 2001 and the present | <b>Out of scope</b> |

### **IntMon=May 2001**

- |    |   |                     |
|----|---|---------------------|
| 1. | Before the first of May 2000                    | <b>Out of scope</b> |
| 2. | In May or June 2000                             |                     |
| 3. | Between July and September 2000                 |                     |
| 4. | Between October and December 2000               |                     |
| 5. | Between January and March 2001                  |                     |
| 6. | Between the first of April 2001 and the present |                     |



**IntMon=June 2001**

1. Before the first of June 2000 **Out of scope**
2. In June 2000
3. Between July and September 2000
4. Between October and December 2000
5. Between January and March 2001
6. Between the first of April 2001 and the present

**IntMon=July 2001**

1. Before the first of July 2000 **Out of scope**
2. Between July and September 2000
3. Between October and December 2000
4. Between January and March 2001
5. Between April and June 2001
6. Between the first of July 2001 and the present **Out of scope**

**IntMon=August 2001**

1. Before the first of August 2000 **Out of scope**
2. In August or September 2000
3. Between October and December 2000
4. Between January and March 2001
5. Between April and June 2001
6. Between the first of July 2001 and the present

**IntMon=September 2001**

1. Before the first of September 2000 **Out of scope**
2. In September 2000
3. Between October and December 2000
4. Between January and March 2001
5. Between April and June 2001
6. Between the first of July 2001 and the present

**IntMon=October 2001**

1. Before the first of October 2000 **Out of scope**
2. Between October and December 2000
3. Between January and March 2001
4. Between April and June 2001
5. Between July and September 2001
6. Between the first of October 2001 and the present **Out of scope**

**IntMon=November 2001**

1. Before the first of November 2000 **Out of scope**
2. In November or December 2000
3. Between January and March 2001
4. Between April and June 2001
5. Between July and September 2001
6. Between the first of October 2001 and the present

**IntMon=December 2001**

1. Before the first of December 2000 **Out of scope**
2. In December 2000
3. Between January and March 2001
4. Between April and June 2001
5. Between July and September 2001
6. Between the first of October 2001 and the present

**IntMon=January 2002**

1. Before the first of January 2001 **Out of scope**
2. Between January and March 2001
3. Between April and June 2001
4. Between July and September 2001
5. Between October and December 2001
6. Between the first of January 2002 and the present **Out of scope**

**IntMon=February 2002**

1. Before the first of February 2001 **Out of scope**
2. In February or March 2001
3. Between April and June 2001
4. Between July and September 2001
5. Between October and December 2001
6. Between the first of January 2002 and the present

**IntMon=March 2002**

1. Before the first of March 2001 **Out of scope**
2. In March 2001
3. Between April and June 2001
4. Between July and September 2001
5. Between October and December 2001
6. Between first of January 2002 and the present

## Other code frames

There were 3 questions in the 2001 BCS that were open-ended and required a full code frame to be developed. The coding frames were developed by analysing a list of the answers given by respondents to these questions.

The questions that required coding were WhyHapp, WhyBet and WhyNoAtt. Both WhyHapp and WhyBet were changed to pre-coded questions in July based on code frames developed in the first six months when it was an open-ended question. The full code frames for these questions are presented below.

In addition to the fully open-ended questions, there were a number of open-ended questions where answers were recorded to an 'other specify' option. Where possible, these responses were back-coded to an appropriate code in the relevant question.

### **WhyHapp<sup>2</sup> [ASK IF Racemot=No or Refused or Raceposs=No or Don't Know or Refused]**

Can you tell me why you think this incident happened?

INTERVIEWER TO RECORD

#### **Text: Maximum 50 characters**

1. Negligence/carelessness on the part of the respondent or someone else e.g. door left unlocked etc.
2. Due to a relationship/history between the victim and the offender e.g. during argument, jealous, conflicts over children/property
3. Offender wanted money or property (i.e. motive for the incident)
4. Victim/property was targeted/specific type of property targeted by offender
5. Offender was determined/not deterred by security measures etc.
6. Opportunist/spur of the moment/offender took advantage of situation
7. Mindless/'for fun'/for something to do/'messing around' /boredom/
8. Alcohol/drugs
9. It was part of a series of incidents in area (i.e. number of houses broken into/cars stolen/offenders in area at time)
10. The location of the car/house/property/person made it an easy target
11. As a result of various transport difficulties (busy roads, trains, tubes, buses, road rage, overcrowding)
12. The respondent/victim being victimised for being different in some way/picked on
13. The offender was provoked by the police in some way i.e through false arrest, being mistreated
14. The offender was suffering from mental illness
15. The offender was reacting to being confronted by someone/was provoked
16. It was carelessness/a mistake/a misunderstanding/mistaken identity
17. The offender had a bad temper/intolerant attitude/tendency for violence/history of crime
18. Other coding
98. Refused
99. Don't know

---

<sup>2</sup> This question became a pre-coded question in July 2001, this is the original code frame used when it was an open-ended question between January and June 2001.

**WhyBet<sup>1</sup> [ASK IF BetInfor= Yes]**

What additional information did you want to know from the police?

**INTERVIEWER RECORD.**

1. Whether any investigation/action was taken to prevent a repeat (e.g sending a patrol to prevent a repeat)
2. Information on investigation/progress/outcome of the incident (e.g if offenders identified/caught/charged/convicted, if/when in court)
3. Why police didn't take the opportunity to collect evidence/identify witness/visit scene of the incident/involve respondent (e.g identity parade/look at photos of suspects)
4. Assurance that incident was being taken seriously/not ignored
5. Why respondent did not receive information promised/expected
6. Help/guidance from the police (e.g. on security/compensation/victims rights)
7. Information/history on the area e.g. if similar incidents have happened before/what is being done to prevent crimes happening
8. Other coding
98. Refused
99. Don't know

**WhyNoAtt [ASK IF AttTria = No]**

Why was this?

1. The case did not go to trial
  2. The case is still ongoing
  3. Awaiting the date of the trial
  4. Was not informed/information was withheld about the trial by the police
  5. Advised by friends/relatives not to go to the trial
  6. Was not allowed to attend the trial
  7. The offender was a juvenile
  8. Did not want to/not necessary to go to the trial
  9. Was not/no longer directly involved in the case
  10. Didn't know that I could go to the trial
  11. The accused pleaded guilty to the offence
  12. Was working/busy on the day of the trial
  13. Had a fear of reprisals/retaliation from going to trial
  14. Did not want any contact with the offender
  15. The offender was already in prison
  16. The case was mainly for other offences
  17. Would not be able to control my emotions in court
  18. Was not bothered/no concern
  19. Other coding
  98. Refused
  99. Don't know
-

**2001 BRITISH CRIME SURVEY**

**OFFENCE CODING**

**CODERS MANUAL**

**2001 Version 2 (18<sup>th</sup> July 2001)**

## CONTENTS

	<b>page.</b>
<b>1. Introduction</b>	<b>3</b>
<b>2. Moving round the coding modules</b>	<b>8</b>
<b>3. Crime codes</b>	<b>9</b>
<b>4. Invalid victim forms, out of scope codes and duplicates</b>	<b>11</b>
<b>SHEET 1 (blue): Assaults</b>	<b>13</b>
<b>SHEET 2 (yellow): Attempted assault</b>	<b>17</b>
<b>SHEET 3 (light green): Sexual offences</b>	<b>19</b>
<b>SHEET 4 (lilac): Robbery, snatch thefts and other thefts from the person</b>	<b>23</b>
<b>SHEET 5 (salmon): Burglary, attempted burglary and theft in a dwelling</b>	<b>27</b>
<b>SHEET 6 (gold): Theft of/from a car, motorbike etc., theft of a pedal cycle; theft from outside dwelling; and other theft</b>	<b>33</b>
<b>SHEET 7 (dark green): Attempted theft</b>	<b>37</b>
<b>SHEET 8 (cream): Criminal damage</b>	<b>39</b>
<b>SHEET 9 (pink): Threats</b>	<b>43</b>

## 1. INTRODUCTION

The Home Office conducts the British Crime Survey (BCS) to monitor the crime rate in England and Wales and provide other important information (e.g. on security measures). The survey has been conducted every few years since 1982 and is now very well known. The information it provides is used extensively within the Home Office and by academic researchers. The media also recognise that it is an important source of information on the extent and nature of crime.

The survey's primary aim is to measure the extent of various crimes experienced by the public. This measure of crime is independent of that available from statistics collected by the police, since the survey collects details of offences whether or not they have been reported to or recorded by the police.

It is known that police statistics are subject to changes in the willingness of the public to report crimes and changes in police practice in recording them. For these reasons, the survey can give a better indication of how the rate of crime is changing. Also, a comparison of the survey's results with the police statistics shows what types of crime tend not to be reported to the police.

### **Importance of offence coding**

One of the main purposes of the British Crime Survey is to find out whether respondents have experienced any crime in the last 12 months. Anyone who has experienced a crime is asked a series of detailed questions about this crime. These questions are asked by an interviewer and form the part of the interview known as the "Victim Form".

Each respondent can be asked about up to 6 different crimes. However, it is very rare for anyone to have experienced this many crimes within a year. In 2000, 37% of respondents had at least one Victim Form and fewer than 3% had four or more.

On the basis of the information in the Victim Form each crime is assigned an Offence Code, which is designed to closely match the crime code that the police would have assigned (had it been recorded as a crime). Each crime has only one offence code, and these codes are used as a key part of the analysis of the Crime Survey.

For example, the results of the 2000 British Crime Survey showed that between 1997 and 1999 burglary fell by 21%, vehicle-related theft fell by 15% and bicycle theft by 27%; while robbery rose by 14%.

These figures are based on how the crimes described in the victim forms are coded.

## Offence codes and how they work

A list of all the offence codes is attached on pages 9 and 10 of these instructions. Some crimes are excluded from the BCS, and so do not appear – the most obvious examples are murder and fraud.

As explained above, each crime will end up with **just one** of these codes. If one crime consists of a number of offences (for example, a burglar breaks into someone's house, beats up the occupants, steals the car and breaks some valuable belongings), the coding needs to sort out which of these offences takes priority (i.e. should the crime be coded as burglary, assault, theft of a car or criminal damage?)

The offence codes do have a priority order. Generally:

- Arson
- Rape or Serious Wounding
- Robbery
- Burglary
- Theft
- Criminal Damage
- Assault
- Threats

For crimes against the person (assault, sexual offences, robbery, snatch theft and other theft from the person) the respondent must be the victim. If someone else is the victim (even if that person is part of the respondent's household) then the crime is out of scope of the survey. For crimes against the household (burglary, other types of theft – not from the person, criminal damage), the respondent's household must have been the victim.

This is important so that crimes do not get counted twice. If a respondent tells us about the break in at his mother's house, it is possible that his mother will also have been selected for the survey and will tell us about the same crime. Thus, we would double count that crime.

Crimes that take place abroad will receive an offence code just like any other incident.

Some crimes must always be referred to the Home Office:

- Arson
- When the offender is clearly mentally ill and not responsible for his actions
- Any crime involving the police as offenders



## **Carrying out the offence coding**

The Offence Coding is a two stage process:

- An automated stage, based on answers given in the Victim Form
- The manual coding stage, where the coder checks the automated code

### **The automated stage**

A special programme has been written which looks at all of the pre-coded answers given in the Victim Form and on the basis of these assigns a “best guess” offence code. This automated code is printed on the Victim Form.

This best guess code forms the starting point for the manual coding, but you should not assume that this automated code is correct. The automated code can only use the answers to certain closed questions, and does not have the same access to full information that you have. Your judgement is what we rely on, so if you feel that the automated code is incorrect, then please proceed with the manual coding as you think best. The automated code can, at best, point you in the right direction and give you an idea of the issues you need to consider.

### **The manual coding**

The manual coding is of vital importance, because the automated system can not make use of any of the open ended questions in the Victim Form, and these often provide crucial information about the crime. There are also situations where judgements have to be made, and this can only be done by a trained coder.

You will be provided with a print out of the Victim Form containing the answers (both pre-coded and open) given by a respondent. The Victim form is highly filtered, and you will only be given the text and answers to the questions that the respondent actually answered. (Thus, if the respondent has said that no force or violence was used, then there will be no follow up questions about the nature of this force or violence).

At the top of this print out there is the serial number and crime number for this victim form. (As we said before, each respondent can be asked about up to six crimes. Thus, it is possible that you will be given up to 6 different forms for each serial number).

Using this print out you will work through a series of questions that appear on the computer screen. The answers you give to each question will eventually take you to the Offence Code for that crime.

The questions you are asked sometimes have quite a lot of explanatory text, which is there to explain exactly what we mean, and to provide guidance. It is important that you do familiarise yourselves with this text (and this manual), as there are situations where the answer to a question is not as straightforward as it appears, or where you will need to use the guidance and your judgement to distinguish between the possible answers. Although the answer to the question will often be obvious, there are all sorts of intricacies that need to be taken into account.

This manual is designed to give you more information that can back up the information that you are given on the computer screen. Although the computerised coding modules are designed to stand alone, sometimes it may help to refer to this manual – just to check why you are getting to an offence code that you think is odd, or to work out what is happening if you think the coding modules are not working as you would expect. The manual also backs up the text on the screen, so may be a useful reference source when dealing with certain offences where the screen contains a lot of information.

Once an offence code has been assigned, you will be asked how certain you are that this is the right code. You can either code certain, uncertain or that it is the wrong code. (If you code the latter, you will be sent back to the start of the coding modules). If you code uncertain, you will be asked to say why you are uncertain or to give any other comments that you think would be useful.

Most of the questions have a “not sure” category. If you code this, the offence will be assigned a “REFER TO SUPERVISOR” code.

As well as internal quality checks, many of the offence codes will be checked by the Home Office. Some offences, of certain types of incidents, will always be referred to the Home Office.

## **Coding in practice**

For each respondent you will have one or more Victim Form print outs. All the Victim Forms for a particular respondent will be together. This is important, as in some cases you may find that one of the Victim forms is, in fact, a duplicate (see page 11 for more information).

### **Getting to the questionnaire**

The initial screen asks for the serial number of the Victim Form that you are about to code. You need to type in the serial number (followed by a !) and this will take you to the second screen. At this point you put in the Victim Form number (which is on your print out – it is the number in brackets after the serial number).

This will then take you into the coding questionnaire.

The first thing that you will need to do is check that the serial number you have entered is correct. The screen will show you the first line of the description of the incident. This is the first question in the Victim Form (following the automated code). You just need to make sure that the line on screen matches what you have on your paper copy. If it does not match, then you must have entered the wrong serial number and you will be asked to try again.

You will be asked to choose the module that you want to start with. You can do this on the basis of the description of the incident, or on the basis of the automated code. Don't worry if you choose the wrong module, as you should end up in the correct one if you answer the questions correctly.

The modules are as follows:

- Robbery (which is theft with violence – e.g. a mugging; this section also covers theft from a person i.e. when the article stolen was being held or carried e.g. pickpocketing)
- Burglary and theft (burglary is when someone enters the respondent's home (or outhouse) without permission; theft covers all thefts where the item was not being held or carried)
- Assault
- Sexual assaults
- Criminal Damage
- Threats (threats of violence, other threats and intimidation)

Having chosen your module you will then be asked four initial questions. The first three just check whether the offence is one of those that always has to be referred to the Home Office (arson, an offence by someone who is mentally ill, or where the police are the offenders). The last question asks if the victim form is a duplicate.

## 2. MOVING ROUND THE CODING MODULES

Generally, you will answer a question by entering a code and pressing the enter key. However, you may enter the wrong code by mistake, or realise that you have put in some wrong information. Therefore, you need to know how to move about the questionnaire.

- Goback** At any stage, if you type in “goback” you will be taken back to the point where you choose the module that you want to try. Thus, if you feel that you have gone wrong but are not sure where, type this and try again.
- < if you type this in at a question, it will take you back to the previous question and let you alter the answer you gave
- ?? Type this in and you will see a list of the questions you have answered and the answers that you gave. This is useful, as it shows you what the questions are called.
- <varname If you type in < followed by the name of a question, you will be taken right back to that specific question and will be able to change the answer you gave.
- >varname This takes you forward to a specific variable.
- << This takes you back to the very first question (when you typed in the serial number)
- >> This takes you forward to the end of the data that you have entered.

### 3. CLASSIFICATION OF INCIDENTS: CRIME CODES

Category	Code	Description
	01	Refer to Home Office
	02	Duplicate victim form
1. <b>ASSAULT</b>	11	Serious wounding
	12	Other wounding
	13	Common assault
	19	Other assault outside the survey's coverage
2. <b>ATTEMPTED ASSAULT</b>	21	Attempted assault
3. <b>SEXUAL OFFENCES</b>	31	Rape
	32	Serious wounding with sexual motive
	33	Other wounding with sexual motive
	34	Attempted rape
	35	Indecent assault
	39	Sexual offence outside the survey's coverage
4. <b>ROBBERY, SNATCH THEFT, THEFT FROM PERSON</b>	41	Robbery
	42	Attempted robbery
	43	Snatch theft from the person
	44	Other theft from the person
	45	Attempted theft from the person
	48	Possibly theft but could have been loss/possibly attempted theft, but could have been innocent
	49	Other robbery or theft from the person outside the survey's coverage
5. <b>BURGLARY, ATTEMPTED BURGLARY THEFT IN A DWELLING</b>	50	Attempted burglary to non-connected domestic garage/outhouse
	51	Burglary in a dwelling (nothing taken)
	52	Burglary in a dwelling (Something taken)
	53	Attempted burglary in a dwelling
	54	Possible attempted burglary (insufficient evidence to be sure)
	55	Theft in a dwelling
	56	Theft from a meter
	57	Burglary from non-connected domestic garage/outhouse - nothing taken
	58	Burglary from non-connected domestic garage/outhouse - something taken
	59	Other burglary, attempted burglary, theft in a dwelling, falling outside the survey's coverage

Category	Code	Description
<b>6. THEFT</b>	60	Theft of car/van
	61	Theft from car/van
	62	Theft of motorbike, motorscooter or moped
	63	Theft from motorbike, motorscooter or moped
	64	Theft of pedal cycle
	65	Theft from outside dwelling (excluding theft of milk bottles)
	66	Theft of milk bottles from outside dwelling
	67	Other theft
	68	Possible theft, possible lost property
	69	Other theft/attempted theft falling outside survey's coverage
<b>7. ATTEMPTED THEFT</b>	71	Attempted theft of/from car/van
	72	Attempted theft of/from motorcycle, motorscooter or moped
	73	Other attempted theft
<b>8. CRIMINAL DAMAGE</b>	80	Arson
	81	Criminal damage to a motor vehicle (£20 or under)
	82	Criminal damage to a motor vehicle (over £20)
	83	Criminal damage to the home (£20 or under)
	84	Criminal damage to the home (over £20)
	85	Other criminal damage (£20 or under)
	86	Other criminal damage (over £20)
	87	Possibly criminal/possibly accidental damage/nuisance with no damage
	88	Attempted criminal damage (no damage actually achieved)
	89	Other criminal damage outside survey's coverage
<b>9. THREATS</b>	91	Threat to kill/assault made against, but not necessarily to respondent
	92	Sexual threat made against, but not necessarily to respondent
	93	Other threat or intimidation made against, but not necessarily to respondent
	94	Threats against others, made to the respondent
	97	Other threats/intimidation outside survey' s coverage
<b>OTHER CODES</b>	95	Obscene and nuisance telephone calls
	96	Invalid Victim Form (e.g. no information/no offence)

## 4. Invalid victim forms, out of scope codes and duplicates

### Invalid victim forms

Wherever possible you should avoid using code 96 (invalid victim form, no information, no crime). As the name suggests, this code is mainly intended for Victim forms where we have no, or extremely limited, information or where there has been no crime.

Even with quite limited information on a Victim Form we may be able to reach a valid offence code. In some cases, we may have no description or a very poor description, but it is still possible to use the answers to the closed questions to reach a valid offence code. Similarly, if we only have the written description and all codes are missing, we still may have enough information to get an offence code.

If you are uncertain as to whether or not there has been a crime, it is important to try to reach an offence code. A number of the offence codes are “dump codes” which are not used in the official victimisation rates (all of the out of scope codes, and codes such as 87 – possible criminal/possible accidental damage/nuisance with no damage). It is better to arrive at one of these codes than to give the Victim form a code 96. However, there will be cases where you do need to use 96 – but they should be rare. You can get to a code 96 at the main menu for the coding modules.

### Out of scope codes

Where there is more than one offence within an incident, but the element that would normally take precedence is out of scope (for example, the respondent’s friend has had property damaged and the respondent has been threatened), you should try to get to an in scope code rather than an out of scope code. In some cases, this may require you to ignore the part of the incident that does not involve the respondent. However, do be careful with this, as some offence codes cover the other members of the household and some do not. Non household members, however, are always out of scope.

Sometimes, even if the respondent is the victim, the crime will be out of scope. This mainly occurs if the respondent had property stolen from someone else’s home or car. In these situations, the actual burglary or theft from a car would be the in scope code. Thus, to avoid double counting, the respondent’s loss is coded as out of scope.

### Duplicates

Duplicate incidents (code 02) are those where the same incident is recorded on more than one Victim Form. In these cases, one incident is given the appropriate valid offence code while the duplicates are given code 02. Duplicates are often obvious, but sometimes it can require some detective work to decide whether or not they are duplicates.

Things to look for:

- a) the interviewer states that the victim form is a duplicate, or refers to details in a previous victim form
- b) the date information and most of the characteristics are identical. The VFs do not need to be exactly the same because the victim may be discussing two elements of the same incident in the different VFs (e.g. if the incident is the theft of a vehicle, the respondent may discuss the theft in one VF and the damage to the car in another).

- c) If the Victim Forms include the same unusual characteristic (e.g. said the other injury was “hepatitis B”)
- d) in some cases it may be worth checking the job of the respondent. In one case, we had several similar victim forms dealing with threats against the respondent. His job was “custody officer” at a police station, which made it quite likely that the threats were all separate incidents rather than the same one.



## SHEET 1: ASSAULTS

Most assaults uncovered by the survey will be straightforward incidents arising in the course of family rows, arguments between acquaintances, brawls in pubs, fights at football matches and so on. In these there is no motive to steal, and no sexual motive. This main group of assaults has been divided into three sub-groups: serious wounding, other wounding and common assault. Incidents that take place in the course of work are in scope.

It is not possible to draw precise boundary lines between these three sub-groups. Coders must use their judgement. Guidelines are:

- a **'serious wounding'** (code 11) must involve a wound (where the skin is broken or a bone is broken) which clearly needs immediate medical attention: and the severity of the wounding must be intentional - the offender must have intended to do, and succeeded in doing, really serious bodily harm. Things to check:

- did the respondent suffer broken bones /teeth; loss of consciousness; permanent injury
- did respondent suffer cuts that required medical attention; a serious cut (e.g. use of weapon, knifing)
- did the respondent require immediate medical attention

- the majority of incidents involving assault will be either **'other wounding'** or **'common assault'**

**Other wounding** (code 12) applies if:

- the offender inflicts severe injuries unintentionally, or there are minor injuries inflicted such as:
- cuts (regardless of medical attention) and the force used was not severe
- severe bruising or chipped teeth
- bruises and scratches which required medical attention and the force used seemed serious

**Common assault** (code 13) applies where the victim was punched, kicked, pushed or jostled but there was no injury or only negligible injury. Minor bruising or a black eye count as negligible injury. Victims of common assault are unlikely to require any medical attention. Incidents where the victim received no injury or minor injury are common assault even if knives are involved.

Sometimes, the injuries described in the text description and those coded at **WhatFor1** will differ. In these cases, equal weight should be placed on the two sources of information and it should be assumed that both sets of injuries happened. Injuries inflicted accidentally during an incident are counted.

All assaults which have a sexual motive are to be classified using Sheet 3, Sexual Offences. In other words, if an incident is assigned one of the three assault codes, this means that the questionnaire contains no suggestion of any sexual motive. For the survey's purposes, only the respondent can be the victim of any assault. Assaults happening to other household members are to be treated as outside the survey's coverage.

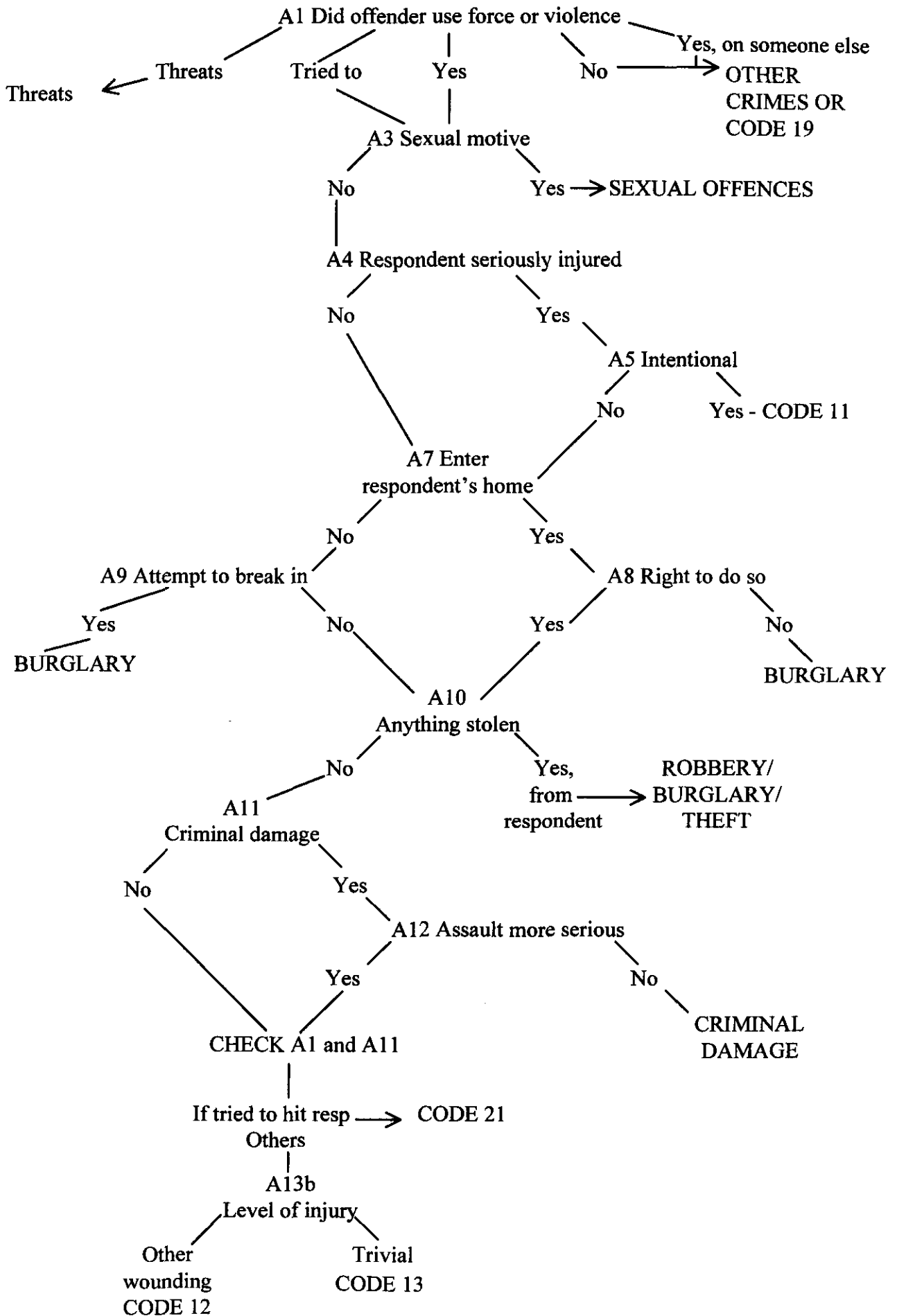
### Possible codes

Code 11	Serious wounding
Code 12	Other wounding
Code 13	Common assault (no injury or negligible injury)
Code 19	Assault falling outside the survey's coverage

**PRIORITIES**

- It is possible that some victims will have been assaulted in the course of a burglary. In most cases this will be counted as a **burglary**, but if the offence involved serious wounding (as defined above), it may in some cases be counted as 'serious wounding' (see detailed notes).
- Similarly, if the offender did some malicious damage to property in the course of, or at the same time as, assaulting the victim, this will in most cases be classified as criminal damage (codes 81 to 89) **unless** the assault amounts to a serious wounding (but see Note for Guidance 1D).
- Threats where force was used, even if there was no injury, should be coded as assaults (codes 11-13) or sexual offences (codes 31-35), depending on the type of force used.

# ASSAULT FLOWCHART



**ASSAULTS: NOTES FOR GUIDANCE**

1A Some assaults without injury will consist of merely grabbing the respondent. In these cases **Use Force** ('Did the person/any of the people actually use force or violence on anyone in any way, even if this resulted in no injury?') may be answered 'no'; the correct code is likely to be 13, common assault.

1B Only the respondent can be the victim of an assault, for the purpose of the survey. Any incidents involving assault only, where the respondent is not a victim, should be treated as outside the survey's coverage (code 19) unless there is another part of the incident that involves the respondent (e.g. threats). If the respondent is one of several victims, code on the basis of information about the respondent alone.

Any cases of burglary or other sorts of theft where serious injury was inflicted on someone other than the respondent will be referred to the Home Office.

1C Further criteria for the three categories of assault are:

Common assault Code 13

- a) No injury was inflicted
- OR b) Injury inflicted was trivial or negligible:  
[Medical attention not really necessary].

Other wounding Code 12

- a) Injury inflicted  
i.e. - substantial bruising, cuts etc. but not amounting to a serious wound -  
[medical attention probably not necessary for a)]
- OR b) Serious wound inflicted but not intentional: i.e. the offender hurt victim more than he intended.

**Note:** If an incident involves serious wounding, it should only be coded 'other wounding' if the questionnaire makes it explicit that such a serious attack was not intended.

Serious wounding Code 11

- a) offender intended to inflict really serious wound
- OR b) a really serious wound was inflicted and therefore risk of permanent injury or damage  
[Medical attention needed immediately for a) & b)].

**Note:** Do not assume that the respondent seeing a doctor means the injury is serious. A stay in hospital is more likely to indicate serious injury.

1D Code 11, serious wounding, always takes precedence over codes 81-89, criminal damage. However, the criminal damage codes take precedence over code 12, other wounding, and code 13, common assault without injury. (Exceptions to this rule can be made where the damage is very trivial, and the assault involves injury; for example, if a victim is given a beating in which his eyes are both blacked and his clothes torn, it makes more sense to call this an assault than an act of criminal damage.) Arson (code 80) takes precedence over all assault codes.

<p>Examples of injuries for code 13:</p> <p>minor scratches or bruises black eye punched, kicked, pushed or jostled aches and pains headache</p>
<p>Examples of injuries for code 12:</p> <p>stiff joints nose bleed swollen lip/leg damaged rib dislocated shoulder torn cartilage scalding chipped tooth</p>
<p>Examples of injuries for code 11:</p> <p>skin or bone is broken serious cuts or bones broken knocked unconscious internal bleeding blood clot on brain concussion damaged kidney needing stitches stab wound head injury broken rib</p>

**SHEET 2: ATTEMPTED ASSAULT**

Respondents are not asked, either in the main questionnaire 'screener' questions or in the victim form, whether anyone has tried to hit them, beat them up etc. Some respondents will have reported such incidents, all the same; they will probably be of the nature: "Someone took a swing at me in a pub". Attempted assaults are not the same thing as threatened assaults.

However, if a respondent is threatened with a weapon, this is an attempted assault (code 21).

For the survey's purpose, only the respondent can be the victim of an attempted assault. Attempted assaults happening to other household members will be referred to the Home Office if this is the only offence.

Possible codes

Code 21      Attempted assault.

**PRIORITIES**

- If attempted assault is "competing" with any other offence classification, except threats, the other offence takes precedence. Attempted assault takes precedence over threats

**ATTEMPTED ASSAULT: NOTES FOR GUIDANCE**

2A An incident may involve an attempt to assault the respondent and a successful attack on someone else; in this case the incident should be counted as a code 21.

### SHEET 3: SEXUAL OFFENCES

Most sexual offences uncovered by the survey will have an element of physical assault to them; and besides, some sexual offences will occur in combination with offences such as robbery. The survey uses six codes for sexual offences.

Codes 32-34 all involve attacks not amounting to rape. Code 32, serious wounding with sexual motive, refers to incidents which would be classified as serious wounding (code 11) if it were not for the sexual motive. (The criteria for serious wounding are as set out on sheet 1).

Indecent assaults, code 35, refer to incidents involving no injury; a typical case might be perpetrated by a "groper" on a train or bus. An assault may be indecent if its motive was clearly sexual, even though the specific act was not of an explicitly sexual character.

Indecent exposure ("flashers") does not count as indecent assault. Code as 'other sexual offence' (code 39).

#### Possible codes

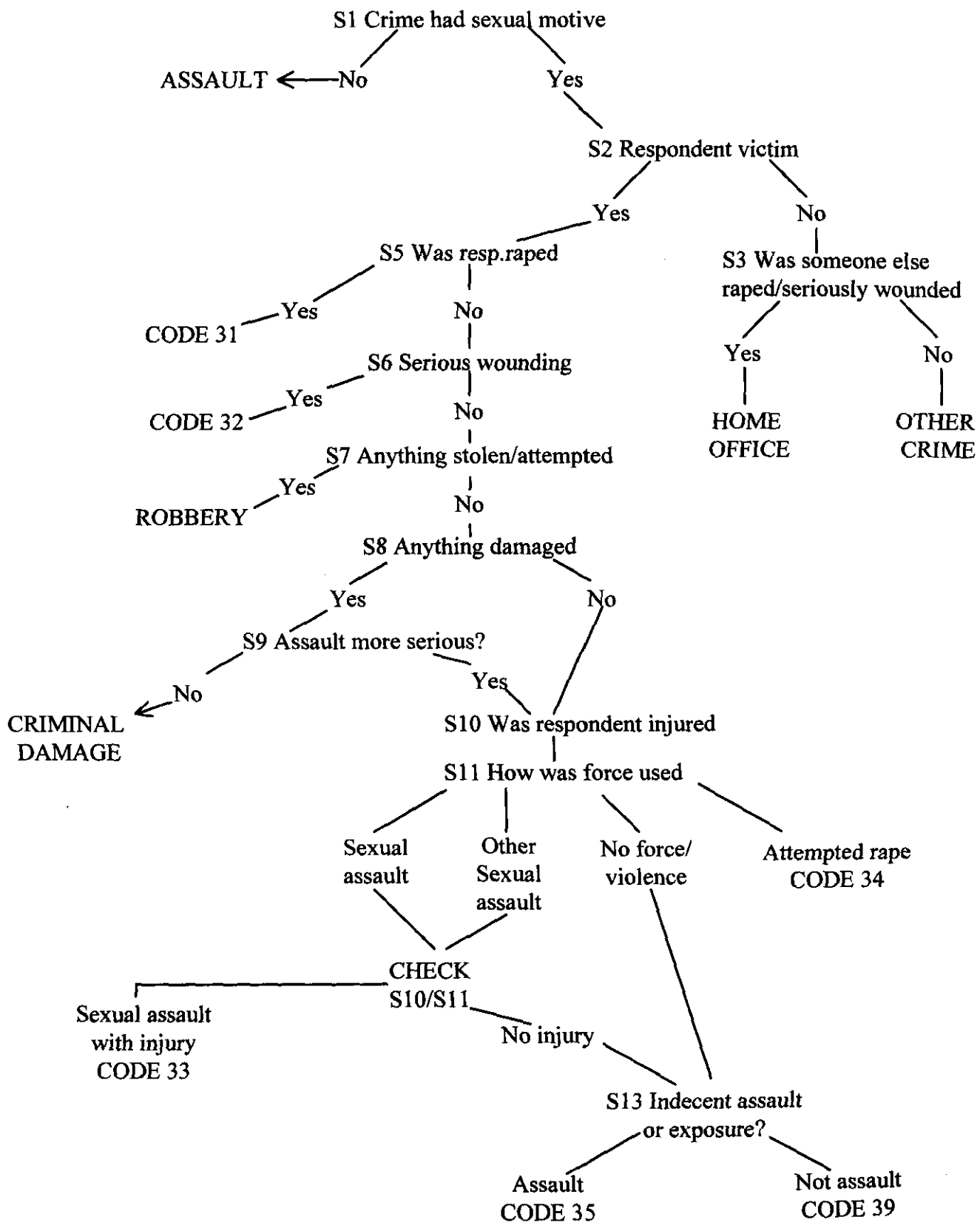
Code 31	Rape
Code 32	Serious wounding with sexual motive
Code 33	Other wounding with sexual motive
Code 34	Attempted rape
Code 35	Indecent assault
Code 39	Other sexual offence, falling outside the survey's coverage.

#### PRIORITIES

- An incident of rape is counted as a code 31 (rape), regardless of any other offence with which it is combined. For example, if a rape takes place in the course of a burglary, it is to be classified as a rape, not a burglary.
- Code 32 (serious wounding with sexual motive), takes precedence over any offence with which it can occur in combination (except, of course, rape and except arson).
- Code 33 (other wounding with sexual motive), and code 34 (attempted rape), do not take precedence over codes for robbery, burglary, criminal damage and most thefts.
- Code 35 (indecent assault), does not take precedence over codes for robbery, burglary, criminal damage and theft.

**Respondent:** Both male and female respondents can be the victim of sexual offences.

# SEXUAL OFFENCES FLOWCHART



## SEXUAL OFFENCES: NOTES FOR GUIDANCE

- 3A There will be some sexual offences where no force or violence was used. In these, **WhatFor** will not be completed. For the purposes of coding, if the assault involved some contact between the offender and victim (i.e. not just exposure) this should be coded as a indecent assault (code 35).

If **DescrInc** indicates that the incident was one of attempted rape (code 34) but **WhatFor** has not been answered, coders should assume that this is an attempted rape, and answer the coding module questions as if **WhatFor** had been answered attempted rape.

Where injuries are sustained, it is too serious to be coded as indecent assault. Any sexual assault with injuries will be coded as **other wounding with sexual motive (code 33)** or **serious wounding with sexual motive (code 32)** as appropriate.

- 3B If the respondent is simultaneously the victim of robbery or attempted robbery or theft from the person and of rape or serious wounding with sexual motive, the incident should be coded as rape or serious wounding with sexual motive. However, if robbery, attempted robbery or theft from the person occur in combination with other wounding with sexual motive, attempted rape or indecent assault, the sexual offence codes do not take precedence.
- 3C If the respondent is the victim of rape or serious wounding with sexual motive in the course of a burglary, the incident is given one of the two sexual offence codes rather than a burglary code.

If someone other than the respondent is the victim of rape or serious wounding with sexual motive in the course of a burglary, the case will be referred to the Home Office.

If any lesser sexual offence occurs in the course of a burglary, the incident is coded as burglary.

- 3D If a sexual element is claimed to exist, it must relate to the incident, not the general relationship between the victim and the perpetrator.





#### **SHEET 4: ROBBERY, SNATCH THEFTS AND OTHER THEFTS FROM THE PERSON (INCLUDING ATTEMPTS)**

Robbery involves the use of force or threat of force to a person immediately before or at the time of a theft. (A threat can be simply implied e.g. "Give us your wallet". The presence of a weapon is an implied threat, even if it is not actually used). If someone is threatened or attacked by an intruder in their home, the element of robbery will usually be absent but see the detailed list. Snatch thefts have no element of threat, and only minimal force; they involve speed rather than force or threat - for example, pulling a handbag off a woman's shoulder or snatching a purse from a shopping bag. However, a snatch that turns into a 'tug of war' between victim and offender involves more than minimal force, and should be counted as robbery. Other thefts from the person involve neither force, threats nor snatching, but the offender intends that the victim should remain unaware of the theft whilst it is being committed - pickpocketing being the prime example.

Respondents are likely to use the term 'mugging' to refer to robbery and snatches, but not to other thefts from the person. Some thefts and attempted thefts of personal property may need to be classified under code 67 or 73 instead of here.

The following broad hierarchy applies to thefts of personal property:

- robbery (41, 42) force was used to further theft; more force than was necessary to snatch property away (including 'tug of war' between victim and offender) or threats used, whether or not victim actually holding items (if domestic location, may be code 55 or assault/wounding)
- snatch (43, 45) force used was just to snatch property away or no extra force used, but victim clearly aware of the incident as it happened and respondent actually holding items taken or carrying them on their person.
- stealth (44, 45) no force used and respondent clearly unaware of incident and actually holding items or carrying them on (or very close to) their person (e.g. purse in pocket or in bag being held).
- other (67, 73) no force used and respondent not actually holding items or carrying them on their person. (something put down on a shop counter for a while or left on a shopping trolley while respondent wanders about, and items well away from respondent at the time e.g. things left in cloakrooms).

Sometimes, the respondent may be unclear whether they had their pockets picked or lost their wallet or may report behaviour which may or may not have been attempted theft. In such cases code 48 applies.

**Respondent:** Only the respondent can be the victim of this group of offences.

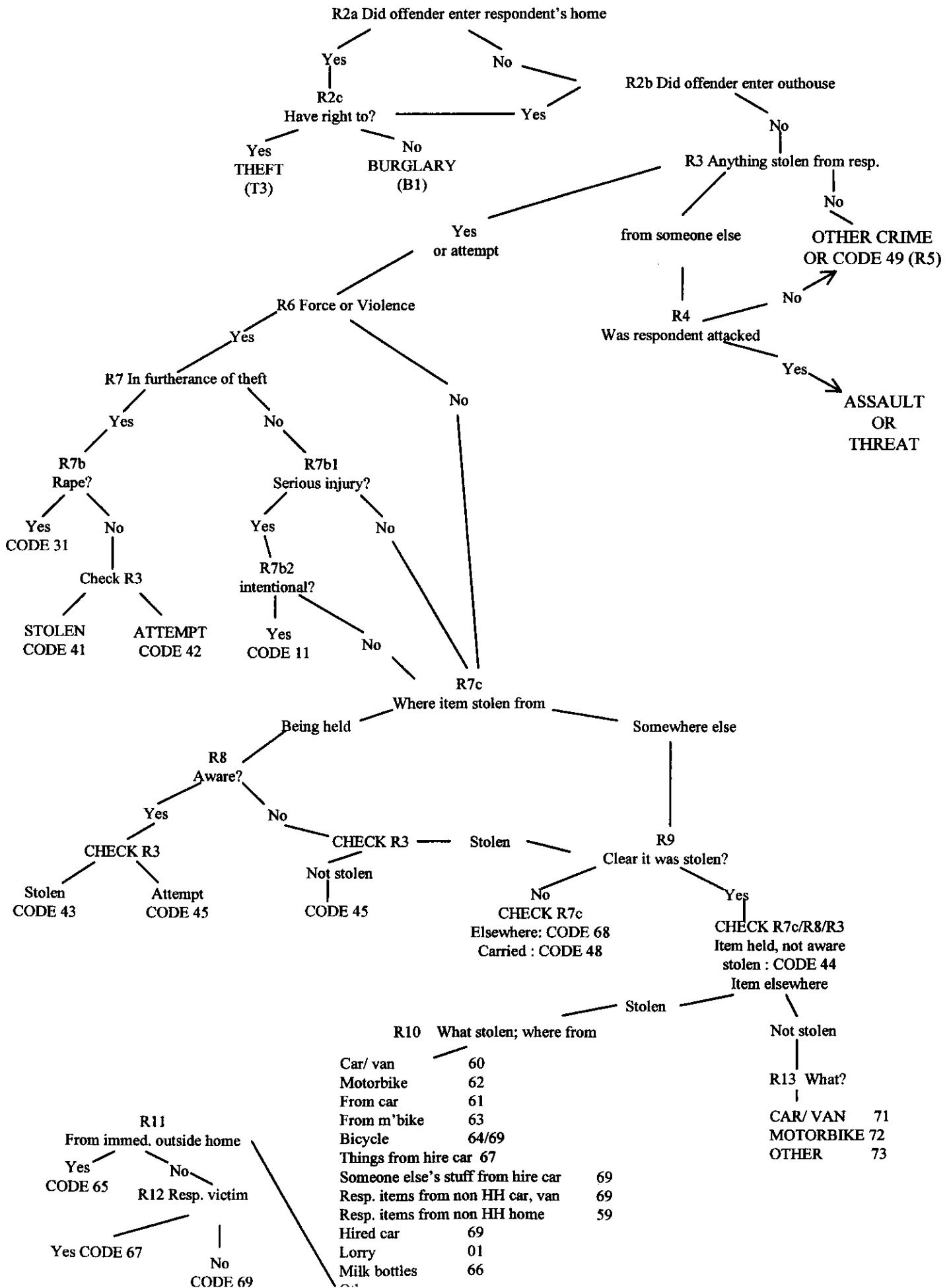
Possible codes

- Code 41 Robbery
- Code 42 Attempted robbery
- Code 43 Snatch theft from the person
- Code 44 Other theft from the person
- Code 45 Attempted theft from the person
- Code 48 Possibly theft but could have been loss/  
possibly attempted theft but could have been innocent
- Code 49 Other robbery, theft from the person, falling outside  
the survey's coverage.

#### **PRIORITIES**

- Where robberies occur in combination with other offences, code 41 takes precedence over all others except rape, code 31. Snatch theft and other thefts from the person, by their nature, will not occur in combination with any other offences except, conceivably, criminal damage, over which they take precedence.

# ROBBERY



## ROBBERIES AND THEFTS FROM THE PERSON: NOTES FOR GUIDANCE

- 4A For an incident to be coded with this group of codes (41-49), the respondent must be a victim. (Other people might also be victims simultaneously). If the respondent was simply accompanying someone else who was robbed (or someone else who suffered a theft from the person), no offence has occurred for the purposes of the survey, and the incident may be referred to the Home Office. But, if the respondent was accompanying someone else who was robbed, and the respondent was attacked or threatened in the course of the robbery, the incident should be coded as an assault (codes 11-19) or a threat (code 91-95). This also covers situations where the respondent was caught up in the robbery of a business.
- 4B If someone gains unauthorised access into a house and threatens the occupants in the furtherance of theft - in order e.g. to make them open up a safe - this is code 41, robbery. But if someone breaks into a house to steal and is disturbed by the occupants who (try to) stop him, this is burglary rather than robbery or attempted robbery (even if a household member is wounded) - see burglary (sheet 5).
- 4C Robbery involves the use of force or threat of force before or at the time of a theft. A threat can, for these purposes, be simply implied. Snatch thefts (code 43) involve no threat and only minimal force - e.g. pulling a handbag from someone's grasp, or off their shoulder. As soon as the victim offers any resistance, more than 'minimal' force has been used, and the offence becomes one of robbery (code 41) or attempted robbery, code 42. 'Other thefts from the person' (code 44) involve stealth; pickpocketing for example, and covertly taking a purse from a shopping basket. Victims will not become aware of 'other theft from the person' until after the event - in contrast to robberies and snatches. (It may be helpful to check **Aware**: "Were you aware of what was happening?"). So if a victim is pushed/jostled (e.g. on the tube) and later discovers the theft, this is a stealth theft (code 44). If the victim is aware of the theft at the time of being pushed/jostled it is a snatch (code 43).
- 4D If property is actually taken by the offender (even if it is dropped and the victim recovers it) this is an actual, not attempted, offence.
- 4E Property taken from a trolley or pushchair will count as a code 44 (other theft from a person), even though it was not actually physically being carried by the respondent – as long as the trolley or pushchair was in close proximity to the respondent (i.e. being wheeled). Items taken that are not being carried or held (e.g. a bag by someone's feet, a coat on a hanger, items left behind in a pub) will be coded as 67 (other theft).
- 4F If a respondent is assaulted or threatened in the course of a robbery or attempted robbery of a business this should only be coded as robbery/attempted robbery (41 or 42) if the respondent was also the victim of a theft (e.g. as well as robbing the business the robber also took items from the respondent or if the business is the respondent's business and they are a sole trader). Otherwise, the threat or assault codes will apply.

If the respondent challenges shoplifters or thieves and is then threatened/assaulted, the threat or assault codes apply. If the respondent is threatened or assaulted at work by a customer refusing to pay a bill, this is coded as threat/assault.

- 4G To use code 48 (possibly theft, could have been loss) the victim must not know if the property has been lost or stolen. If the respondent thinks that the property has been stolen, do not use this code.

## **SHEET 5: BURGLARY, ATTEMPTED BURGLARY AND THEFT IN A DWELLING**

Burglary from a dwelling consists of entering the respondent's dwelling as a trespasser with the intention of committing theft, rape, grievous bodily harm or unlawful damage (whether the intention is carried through or not). If the offender does not have the right to enter a home, but does so, this will be burglary.

Burglary does not necessarily involve forced entry; a burglar can walk in through an open door, or gain access by, for example, impersonating a gas man, electrician etc. It does not matter to whom the burgled property belongs – just the fact that it is taken from the respondent's household premises.

*The "dwelling" is a house or flat or any outhouse or garage linked to the dwelling via a connecting door. The "dwelling" should be the respondent's permanent residence. Temporary residences (holiday cottages, hotel rooms) do not count – if the respondent has property stolen from a temporary dwelling, this will be referred to the Home Office. Burglary from a friend's house would be outside the scope of the survey (and should be coded as 59 – burglary outside the scope of the survey, even if the respondent has items stolen during that burglary).*

For burglary to have occurred, the offender must have entered the home. The home "begins" at any door or window whether open or shut. For example, theft from an open porch (a porch without a door) would not count as burglary, but theft from a porch with a door would, even if the door was open at the time. 'Common areas' (e.g. hallways) of flats are NOT included, and you should not code entry to common areas as entry to the home. Garages are included if they are linked to the dwelling via a connecting door. If the garage is not linked to the house with a door, it is not 'burglary from a dwelling' (see codes 57, 58). Assume outhouses are not linked to dwellings unless this is clearly the case.

For there to be an attempted burglary, there must be clear evidence that the offender made an actual, physical attempt to gain entry to the home (e.g. damage to locks or broken doors; glass panel in the door smashed; broken windows where the respondent said someone had tried to get in to the home). An attempted burglary takes priority over other theft codes. However, damage to back/side gates or footprints in the garden (in absence of evidence of attempt to get in, e.g. damage to windows, etc) are not sufficient evidence for an attempted burglary. If no evidence of attempted theft, but damage was done, refer to sheet 8, or, if threat, to sheet 9. Code 54 – possible attempted burglary should be used as a last resort, and all other in scope offences take priority over this code.

Theft in a dwelling (code 55) consists of theft committed inside (indoors not outside) a home by somebody who was entitled to be there at the time of the offence. Thefts in dwellings are committed, for example, by guests at parties and by workmen with legitimate access. Thefts from meters in dwellings are to be classified separately, unless these occurred in the course of burglary.

There are special rules regarding vehicles and bicycles stolen during the course of a burglary, so that if these were the only things stolen, it counts as theft of/from vehicle or bicycle theft rather than burglary (see Note 5D for details).

### Possible codes

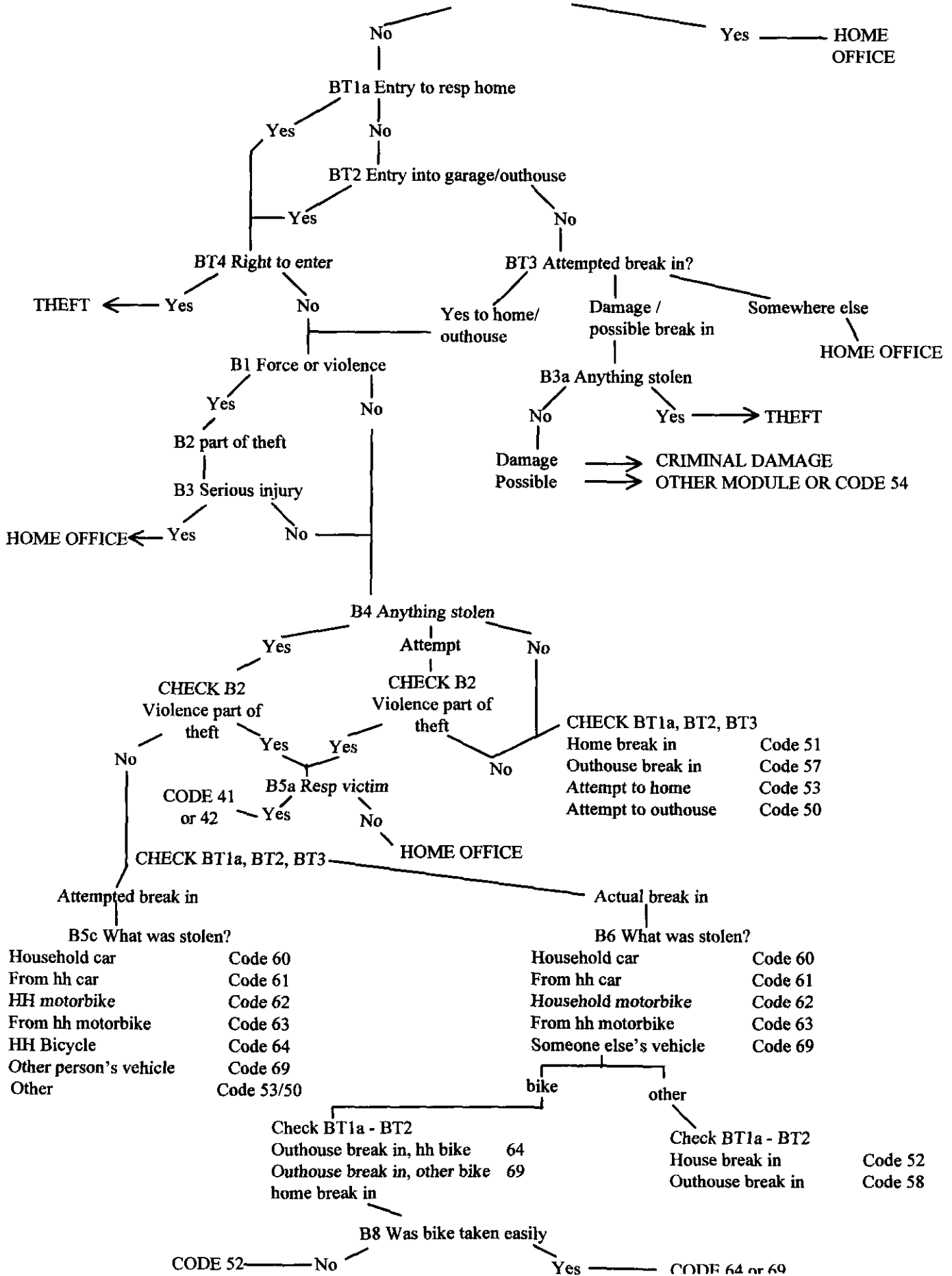
Code 50	Attempted burglary to non-connected Domestic garage/outhouse	Code 56	Theft from a meter
Code 51	Burglary in a dwelling (nothing taken)	Code 57	Burglary from a non-connected domestic garage/outhouse (nothing taken)
Code 52	Burglary in a dwelling (something taken)	Code 58	Burglary from a non-connected domestic garage/outhouse (something taken)
Code 53	Attempted burglary in a dwelling	Code 59	Burglary/attempted burglary/theft in a dwelling falling outside survey's coverage
Code 54	Possible attempted burglary		
Code 55	Theft in a dwelling		

**PRIORITIES**

- Burglary, attempted burglary and theft in a dwelling may all occur in combination with a number of other offences, and almost always take precedence over other offences. The exceptions are serious wounding, (code 11), rape (code 31) and serious wounding with sexual motive (code 32). E.g. if a burglar seriously injures a respondent who disturbs him, this may be classified as a code 11, serious wounding (but see detailed list).
- Arson (code 80) takes precedence over burglary but all cases of arson should be referred to Home Office (code 01).

# BURGLARY

BT1 Break in to temp. accommodation or property owned by respondent but not lived in



## **BURGLARY, ATTEMPTED BURGLARY AND THEFT IN A DWELLING: NOTES FOR GUIDANCE**

5A A burglary occurs only when the offender or any part of their body has entered the home without permission. For the purposes of the survey, the ‘home’ here includes outhouses and garages linked to the dwelling via a connecting door, but excludes the grounds - i.e. garden - of a home, and garages and outhouses with no connecting doors to the home. Burglaries from such non-connected garages and outhouses are dealt with by codes 50, 57 and 58. ‘Entering the home’ means any part of the offender’s body (e.g. reaching a hand through a window to steal something or taking mail by reaching through a letter-box on the entry door). Communal areas in flats do not count as the home.

If the respondent says “don’t know” to the question “Do they have permission to be in the house” this should be treated as trespassing and coded as a burglary.

The home should be the respondent’s main dwelling, not somewhere where they are temporarily staying (such as a hotel room or holiday cottage). Thefts from hotel rooms should be counted as “other thefts” (code 67). Any burglaries of temporary dwellings (such as second homes, holiday cottages or caravans used for holiday lets) will be referred to the Home Office (whether reported by the person staying in the property temporarily or by the owner of the property).

Caravans: an actual or attempted break-in to a caravan parked on the respondent’s property counts as burglary/attempted burglary to a non-connected outhouse (codes 50, 57 or 58). An actual/attempted break-in to a caravan parked elsewhere (not being lived in) counts as ‘other theft’ (code 67) or ‘other attempted theft’ (code 73). An actual/attempted break-in to a caravan parked elsewhere that is being lived in should be referred (code 01).

(Note that if the whole caravan or parts of it are stolen while parked on the respondent’s property, this is ‘theft from outside dwelling’ (code 65). If parked elsewhere, it is ‘other theft’ code 67).

Break-ins to allotment sheds or other “storage” places not within the grounds of the home (e.g. a lock up or garage) should not count as “outhouse burglaries”, but should be coded as other theft (code 67) or other attempted theft (code 73).

In some cases of attempted burglary, **WherVict** may be wrongly completed, ‘outside own home’ being given as the response to "Where did it happen?" rather than ‘inside own home (including attempted break-ins)’. In these cases, assume for the purpose of classification that the response ‘inside own home’ has been given.

Deliberate damage to a back/side gate (even if in order to effect entry) but without proof of actual or attempted entry to the home or any outhouse should be coded as criminal damage. Damage to locks/padlocks of sheds or other outbuildings should be coded as attempted outhouse burglary (code 50). Damage to doors will usually be attempted burglary (unless it was obviously not part of an attempt to get in).



5B Thefts in dwellings are committed, for example, by guests at parties and by workmen with legitimate access. Even if one person had legitimate access and lets in others, all count as having legitimate access. Thefts from a meter are classified separately unless they occurred in the course of a burglary. A person who gets access to a house by impersonating an official has no right to be inside the house. A gatecrasher at a party or someone who uses false pretences is trespassing and so leads to a burglary code.

5C If someone breaks into a house and threatens the occupants in the furtherance of theft - e.g. to make them open up the safe - this is code 41, robbery, or code 42, attempted robbery. But if someone breaks into a house in order to steal without intending to confront the occupants, and is disturbed by the occupants, who try to stop him, this is burglary (codes 51 or 52), except in the following situation:

If a burglar seriously wounds any member of the household, the case should be referred. (If anyone is seriously wounded with a weapon belonging to the burglar, the offence in law is 'aggravated burglary', and the code will be 51 or 52. But if the respondent is seriously wounded by anything other than a weapon belonging to the offender, the incident should be coded as a serious wounding, code 11. If anyone other than the respondent is seriously wounded by anything other than a weapon belonging to the burglar, the incident should in theory be excluded from the survey, being a code 11 with a victim other than the respondent).

If anyone was the victim of 'other wounding' or 'assault without injury', in the course of a burglary, the incident is still coded as burglary - code 51 or 52.

5D If theft of/from a motor vehicle occurs in a connected garage or unconnected garage/outhouse, and these are the only things stolen, this should be coded as theft of/from a vehicle (codes 60-63), rather than burglary/theft from dwelling. However, if anything else was stolen, or an attempt was made to steal something else, it counts as burglary/theft from dwelling.

If only bicycles were stolen from a non-connected garage/outhouse and no attempt was made to steal anything else, this should be coded as bicycle theft (code 64), not outhouse burglary. However, if anything else was stolen, or an attempt was made to steal something else, it is outhouse burglary (code 58).

If only bicycles were stolen from a connected garage and they were taken easily (e.g. door left open), this also counts as bicycle theft (code 64). If the offender had to break in, however, or anything else was stolen as well, code as burglary (code 52).

5E It may not be clear whether the offender tried to get inside. If footprints were noticed in a flowerbed, or snow, this is not by itself evidence of an attempted burglary; the offender might just be a nosy parker, or a peeping Tom. Similarly an intruder sighted in a garden may not be a burglary. If in doubt, regard 'don't know' as 'no' for both **OffInHom** and **TryInsid**. Such cases should be coded as code 54 'possible attempted burglary'. However, if any other offences have been committed (e.g. criminal damage), then that offence should take priority.

A burglary of commercial premises is out of scope, unless the burglar gains access to the proprietor's living quarters (in which case a burglary code would apply) or personal or private items belonging to the respondent were taken, in which case an other theft code would apply.

## **SHEET 6: THEFT OF/FROM CAR/VAN, THEFT OF/FROM MOTORBIKE ETC, THEFT OF PEDAL CYCLE, THEFT FROM OUTSIDE DWELLING AND OTHER THEFT**

Theft is something of a residual category, classified by eliminating contenders such as burglary and robbery. Within the theft classifications, 'theft in a dwelling' code 55, (defined on sheet 5), takes precedence over 'theft of pedal cycle' (code 64) and 'other theft' (code 67). Thus a bicycle stolen from inside a house by somebody who was not trespassing at the time is counted as 'theft in a dwelling'. But 'theft of pedal cycle' takes precedence over 'theft outside a dwelling' (code 65) as do all theft classifications except 'other theft'.

A bicycle belonging to the household stolen from outside another person's home or from someone else's garden is an in-scope bicycle theft. Similarly, if someone else's bicycle is stolen from the outside the respondent's home or from their garden, it is an out of scope theft.

Theft from motor vehicles refers both to theft of parts and accessories of motor vehicles and to theft of contents. The classification system makes no distinction between attempted thefts of and from motor vehicles, because it is often difficult to distinguish these. Where a vehicle and its contents are stolen and the vehicle is subsequently recovered without the contents, this still counts as theft of a vehicle.

Do not include small children's (under 5s) bicycles or tricycles in theft of pedal cycles: such thefts should be treated in the same way as general household property (e.g. code 65).

In some cases, the questionnaire will indicate that respondents were in doubt as to whether they had lost something or had it stolen. In any case where doubt is clearly expressed, the incident should be coded as code 68, 'possible theft, possible lost property'. Negligence by the victim makes no difference to theft.

Sometimes it is difficult to distinguish criminal damage from theft. (e.g. aerials broken off cars, lighting removed from house walls). The guiding principle is that for something to have been stolen it has to be re-usable elsewhere. So only vehicle parts/accessories that could be reused, were carefully removed (especially regarding aerials and wipers), and were not discarded nearby should be seen as thefts. Otherwise a vandalism code applies (code 81 or 82). However, code theft of wing mirrors or car badges as theft from vehicle (codes 61 or 63). Damage to wipers, paintwork, etc is vandalism (81, 82), unless done with intention to steal.

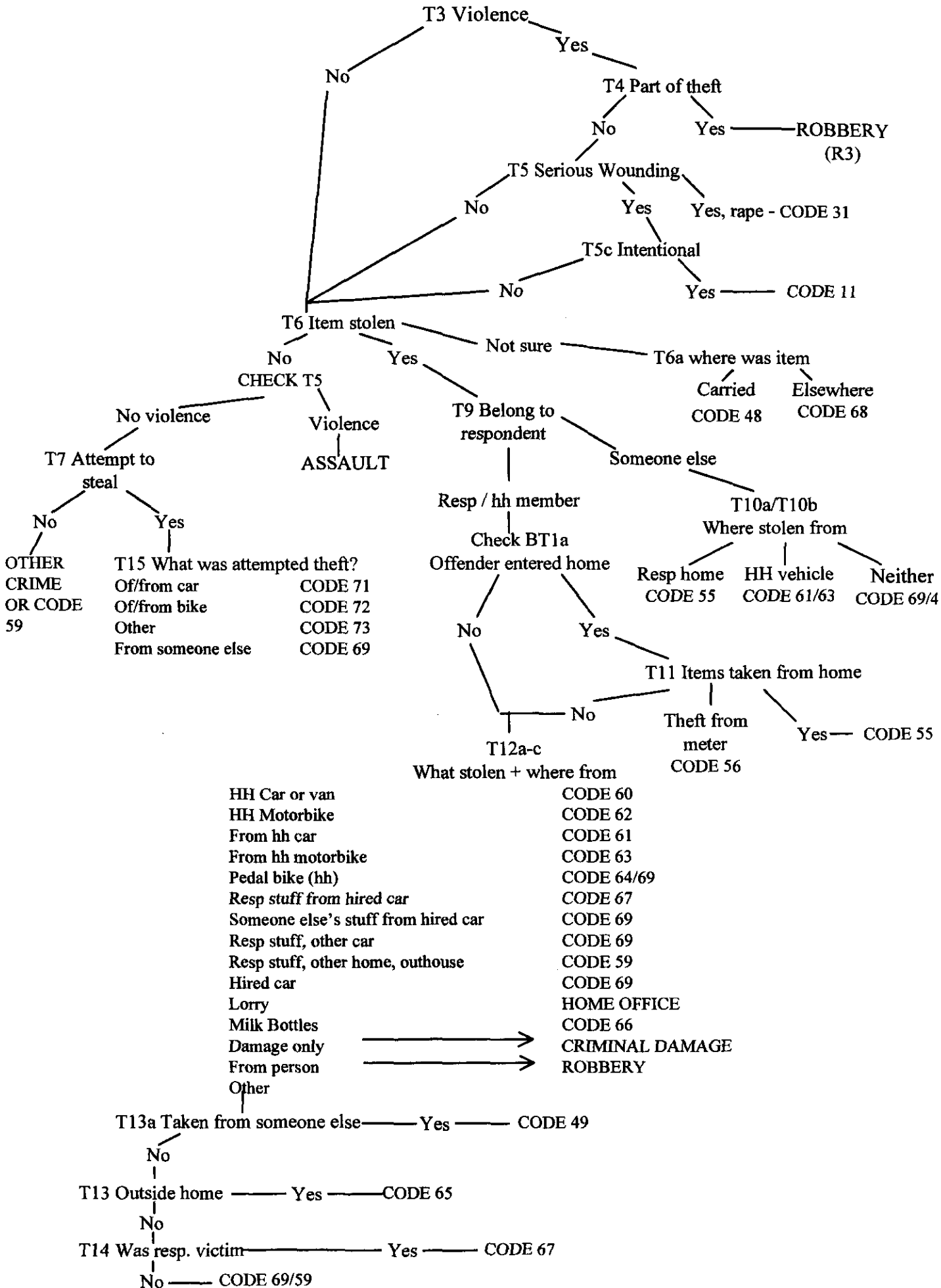
### **PRIORITIES**

- When theft occurs with a straightforward assault, the classification is generally neither one of assault nor theft, but robbery. Similarly the classification of burglary embraces the element of theft. When theft occurs in combination with rape or serious wounding with sexual motives (codes 31 and 32) the theft codes do not take precedence. If theft occurs with an assault that is not in furtherance of the theft, the theft takes priority.
- Theft will frequently occur in combination with criminal damage - for example, where the paintwork of a car is damaged and something taken off or from a car. In these cases the theft codes almost invariably take precedence over the criminal damage codes (codes 81 to 89). This is so even if the damage is very extensive and the theft very small; the exception is where the criminal damage amounts to arson, where a house is set on fire. Such cases should be coded 80 and referred.

### Possible codes

Code 60	Theft of car/van	Code 67	Other theft
Code 61	Theft from car/van	Code 68	Possible theft, possible lost property
Code 62	Theft of motorbike, motorscooter or moped	Code 69	Other theft/attempted theft falling outside the survey's coverage.
Code 63	Theft from motorbike, motorscooter or moped		
Code 64	Theft of pedal cycle		
Code 65	Theft from outside dwelling (excluding theft of milk bottles)		
Code 66	Theft of milk bottles from outside dwelling		

# THEFT



## **THEFTS OF/FROM MOTOR VEHICLES, OF PEDAL CYCLES, FROM OUTSIDE DWELLINGS, OTHER THEFT: NOTES FOR GUIDANCE.**

- 6A If the offender was inside the home, this is usually burglary. However, there are special rules covering theft of/from vehicles and of bicycles:

If theft of/from a motor vehicle occurs in a connected garage or unconnected garage/outhouse, and these are the only things stolen, this should be coded as theft of/from a vehicle (codes 60-63), rather than burglary/theft from dwelling. However, if anything else was stolen, or an attempt was made to steal something else, it counts as burglary/theft from dwelling.

If only bicycles were stolen from a non-connected garage/outhouse and no attempt was made to steal anything else, this should be coded as bicycle theft (code 64), not outhouse burglary. However, if anything else was stolen, or an attempt made to steal something else, it is outhouse burglary (code 58).

If only bicycles were stolen from a connected garage and they were taken easily (e.g. door left open), this also counts as bicycle theft (code 64). If the offender had to break in, however, or anything else was stolen as well, code as burglary (code 52).

- 6B Communal areas in flats (e.g. hallways) do not count as part of the home. Thus, any theft from a communal area should be treated as a theft from outside the dwelling (code 65). If there are clear signs that the offender attempted to break in to the respondent's flat, then this would be coded as an attempted burglary. (However, theft from outside the dwelling should take precedence over a possible attempted burglary).

- 6C If something is missing but may have been lost rather than stolen, the correct code is 68, 'possible theft, possible lost property' - for example, belongings left on a train and not recovered. If the respondent thinks the item was stolen, code as other theft (code 67).

- 6D Thefts of company cars (belong=employer) are in scope. Vans are in scope if used for private use or if the respondent is a self employed one man/woman band. However, thefts of hired cars are out of scope. If any of the respondent's property was inside the stolen hired car, this counts as 'other theft', code 67 (not as a theft from a vehicle). If only the hired car was stolen, the incident is out of scope (code 69). Include caravanettes as if they were cars or light vans. Refer cases of theft of lorries, tractors, heavy vans (these will tend to be out of scope). Assume that vans are light vans unless this is clearly not the case.

If a vehicle is stolen and returned (e.g. by joyriders) this is still theft of a vehicle (code 60 or 62)

- 6E Thefts of the respondent's personal property from lorries/work vans/hired cars should be coded as 'other theft' (code 67), not as thefts from vehicles.

Where the respondent's belongings have been stolen from other peoples' private cars (or homes or garages), the incident is out of scope (code 69 or 59). The owner of the car/home could have been selected for the same survey. However, where other peoples' property has been stolen from the respondent's car (or home or garage), even if none of the respondent's property was stolen, the incident is in scope and should be coded as a valid theft from a vehicle (code 61 or 63), or a valid burglary.

Theft of personal property from another person's house is out of scope, as this person may be in the sample. However, thefts from places such as workplace or lockers are in scope as other personal theft (code 67).

- 6F If an incident involves theft of milk bottles and nothing else from outside the home, a victim form should not have been completed and code 66, 'theft of milk bottles from outside dwelling' applies.

6G Only the respondent can be the victim of 'other theft', code 67. If another household member is the victim of theft, and the theft does not fit any one of codes 61-69, the incident may be referred. Thefts of items (e.g. mobile phones, laptops) belonging to an employer are out of scope. Work tools are in scope for other personal theft (code 67) if they belong to a respondent who is obviously self-employed and a one man/woman band. If the respondent is self-employed, but has partners or separate business premises, this is out of scope.

Theft of a credit card is in scope, but subsequent use of a credit card (or fraudulent use of a credit card number if the card is not actually stolen) is out of scope.

**Respondent:** Only the respondent can be the victim of 'other theft', code 67. Any member of the household can be the main victim of the remaining categories. All cases where the victim is neither the respondent nor a household member - e.g. the respondent's employing company, should be coded 69 (theft outside the survey's coverage).

**SHEET 7: ATTEMPTED THEFT  
(EXCLUDING ATTEMPTED THEFT FROM THE PERSON)**

The most frequent categories of attempted theft are likely to be codes 71 and 72, attempted theft of or from cars/vans or motorbikes/scooters/mopeds. In their nature it will often be impossible to say whether these incidents were attempts to steal the vehicle or just parts/contents.

There are no codes for attempted theft in a dwelling, attempted theft of a meter, of a pedal cycle or from outside a dwelling; any such attempted thefts which emerge should be coded as other attempted theft (code 73) provided that the respondent is the victim. Attempted theft, where someone else is the victim and there is no other crime will be coded as an out of scope theft (code 69).

Attempted theft from the person (code 45) is dealt with on Sheet 4.

Possible codes

Code 71	Attempted theft of/from car/van
Code 72	Attempted theft of/from motorbike, motorscooter or moped
Code 73	Other attempted theft

**PRIORITIES**

- Evidence for attempted theft of/from motor vehicles will often be damaged (to locks, etc.): the attempted theft codes take priority over the criminal damage codes, except Arson (code 80).

**ATTEMPTED THEFT OF/FROM MOTOR VEHICLES, 'OTHER' ATTEMPTED THEFT:  
NOTES FOR GUIDANCE**

7A It may be unclear what the attempt was aimed at; **DescrInc** may contain additional information.

There can be considerable ambiguity as to whether the incident is one of attempted theft or criminal damage. In such cases, the incident should be coded as attempted theft if any of the following conditions apply:

- the offender actually got into the car
- the damage was concentrated around the lock (e.g. scratches round the door lock, lock punched out)
- the quarterlight was smashed (or similar damage of the type which suggests that the offender was trying to get into the vehicle)
- the radio was pulled out or glove compartment ransacked
- other evidence exists of an attempt to steal

Smashed windscreens count as criminal damage (unless something else happened which indicates theft e.g.. also tried to pull out radio).

**Respondent**

7B Only the respondent can be the victim of 'other attempted theft'. If, for example, a victim form reports an attempt to steal a bicycle from a household member other than the respondent, this will be coded as an out of scope incident.

## SHEET 8: CRIMINAL DAMAGE

Arson (code 80) consists of causing deliberate damage by fire. All cases involving arson should be referred to the Home Office. This means that you are never able to get to a code 80, instead you will always get a code 01 (refer to Home Office).

Criminal damage does not just refer to vandalism, but to any intentional and malicious damage done to the property belonging to the respondent, or to their home or vehicles. Offenders and victims are quite likely to know one another, as in arguments between ex-friends, landlord/tenant etc. Criminal damage to the home includes doors, windows, gates, fences, plants, shrubs and belongings in the garden - but excludes motor-vehicles in driveways. Communal areas in flats, such as hallways, staircases etc do not count as part of the home and so any damage would be coded as other criminal damage (code 85 or 86), unless damage has also been done to the door, walls or window of the respondent's flat. Include damage to rented property as in-scope. Where damage is solely to a door (e.g. glass panel in door smashed, damage to lock, tried to smash door down), or there are smashed windows where the respondent said the offender was trying to get in, this is likely to be an attempted burglary (sheet 5).

Criminal damage does not include cases where the damage could be repaired by the labour of the victim without outside cost (e.g. throwing eggs at a house or vehicle, flour emptied on a car, rubbish dumped on a doorstep, drawing on walls with chalk, dogs fouling) or cases where there is nuisance only (e.g. letting down car tyres). These should be coded as 87. Criminal damage also does not include damage which is probably accidental (see Note 8B). Refer any doubtful cases to Home Office. Code 88 covers cases where there was a definite but unsuccessful attempt to commit criminal damage.

A smashed windscreen counts as criminal damage (code 82) unless there is also evidence of an attempt to steal.

Possible codes

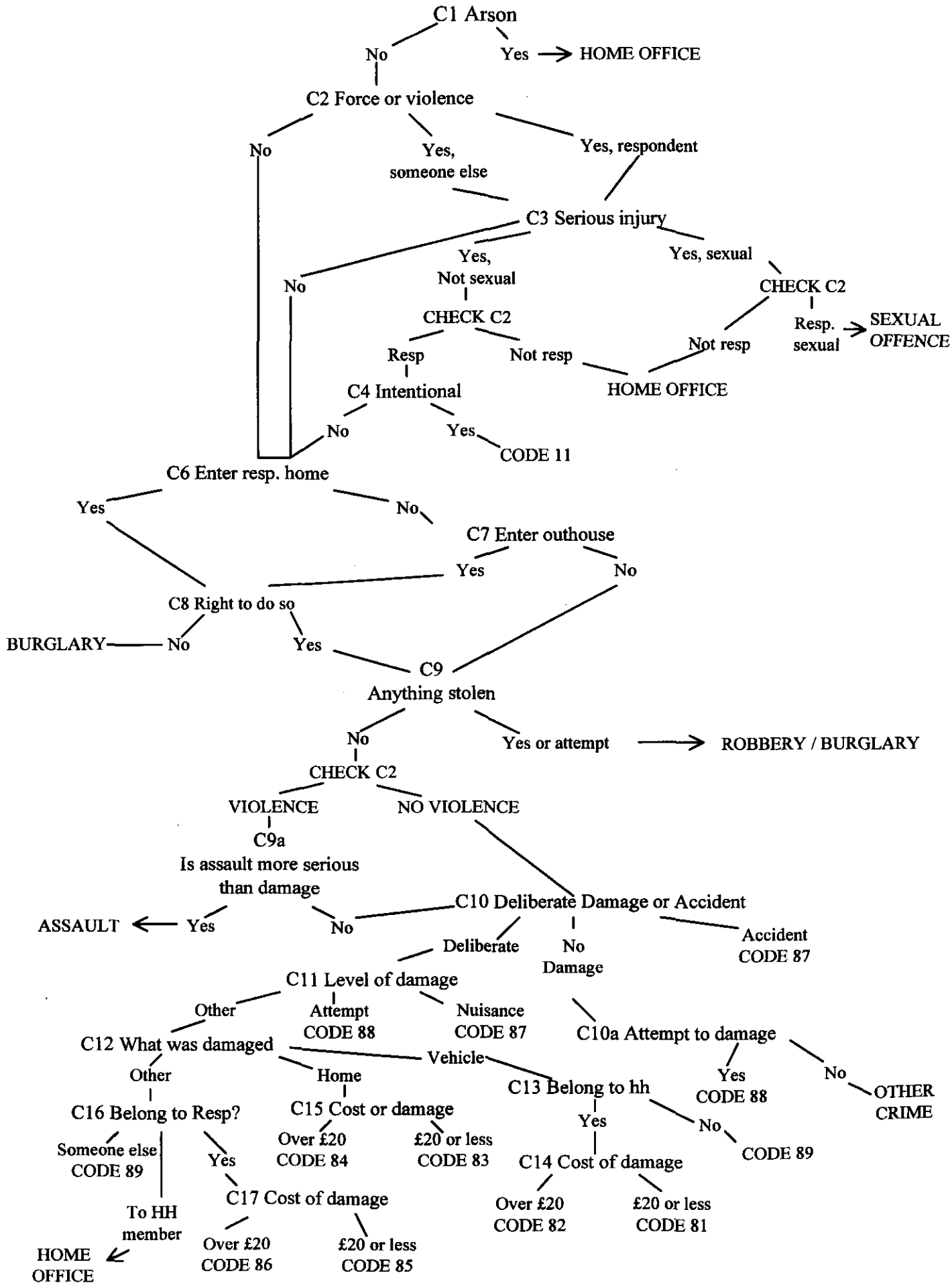
- Code 80 Arson
- Code 81 Criminal damage to a motor vehicle (£20 or under)
- Code 82 Criminal damage to a motor vehicle (over £20)
- Code 83 Criminal damage to the home (£20 or under)
- Code 84 Criminal damage to the home (over £20)
- Code 85 Other criminal damage (£20 or under)
- Code 86 Other criminal damage (over £20)
- Code 87 Possibly criminal/possibly accidental damage/nuisance with no damage
- Code 88 Attempted criminal damage (no damage actually achieved)
- Code 89 Other criminal damage falling outside the survey's coverage.

### PRIORITIES

- When criminal damage occurs in combination with burglary or robbery, the burglary and robbery codes take precedence over the criminal damage codes. When criminal damage occurs in combination with theft, the incident is always to be classified as theft, except where the damage amounts to arson.
- When criminal damage occurs in combination with serious wounding (code 11), rape (code 31) or serious wounding with sexual motive (code 32), these codes take precedence. Where criminal damage occurs in combination with other wounding (code 12) and other wounding with sexual motive (code 33), the incident can be coded as assault if the damage is relatively trivial or the assault is clearly the more serious aspect of the incident. For example, if someone was punched in the eye so that their glasses broke and they got a broken nose, this should be recorded as a code 12, other wounding.
- It is often hard to distinguish between criminal damage and attempted burglary or attempted theft. The 'attempt' classification should only be used where the victim form states clearly that an attempt was made. (In these cases, the attempt classification takes precedence over criminal damage).
- Threats where something was damaged should be coded as criminal damage.



# CRIMINAL DAMAGE



## CRIMINAL DAMAGE: NOTES FOR GUIDANCE

- 8A) If an incident involves both criminal damage and serious wounding, the assault code (code 11) always takes precedence - provided that the respondent is victim of the serious wounding. If someone else is victim of the wounding, refer.

Criminal damage codes, however, take precedence over codes 12, 13 and 21 - other wounding, common assault and attempted assault. (Exceptions to this can be made where the damage is very trivial and the assault involves injury to the respondent; for example if a respondent is given a beating in which his eyes are blacked and his clothes slightly torn, it makes more sense to code this as an assault than an act of criminal damage.)

- 8B) For an incident of criminal damage to have occurred, damage must have been done maliciously. Damage should be coded as accidental (code 87) in the following circumstances:

- the respondent says it was accidental (but if they say it was deliberate, then treat it as such)
- the damage is just dents in the side of a car which could have been caused by another car (although a dent or scratch on the roof of a car is almost certainly malicious and a scratch 'made with a coin' down the side of a car is obviously malicious). A broken windscreen or window with no evidence of intention to steal the car or from the car should count as vehicle damage (81 or 82).
- the respondent just found the brake lights, headlight or wing mirror smashed (unless there is evidence that it was deliberate (wing mirror by pavement or both wing mirrors are smashed)
- the damage is to the home and probably unintentional (e.g. cigarette burns after a party, crushed hedge from someone drunk falling in it)

- 8C) If the respondent was just left with a clean-up job but no further costs, or if the effect of the act was trivial (e.g. letting down car tyres, throwing eggs at a house or vehicle, flour emptied on a car, rubbish dumped on a doorstep, drawing on walls with chalk, dogs fouling) code 87 applies. However, graffiti done with paint, felt tip or aerosol does count as criminal damage, as does deliberate damage to plants/trees/hedges. Incidents should not be given a code 87 if it is perceived that the damage may easily be put right at a low cost (rather than no cost) e.g. cables ripped off a wall.

Some incidents of vandalism where the respondent specifies no cost may not be code 87 if the cost is accrued to the landlord or the owner of the property. In this case use the description to assess the level of damage and estimate whether it would cost more or less than £20 to repair.

If the offenders were attempting to effect criminal damage but were stopped before they succeeded in doing so, code 88 applies.

- 8E) The "home" in this context includes doors, windows, gates, fences, plants, shrubs and belongings in the garden, but not motor vehicles in driveways or communal areas in flats.

### Respondent

- 8F) Any member of the household can be the main victim of damage to motor vehicles or to the home. But only the respondent can be the victim of other acts of criminal damage. Thus damage, for example, to the respondent's bicycle would be coded 85 or 86 if the damage were done away from the home - but coded 83 or 84 if damaged when in the respondent's garden. But if the respondent's son's bike were damaged when away from the home, this would be out of scope and may be referred.

## SHEET 9: THREATS

"Threats" are verbal. Any non-verbal threatening behaviour (following a person closely, menacing gestures) counts as intimidation.

In most cases, the respondent will be both the person to whom threats are made and the person against whom threats are made. There will be a few cases where this is not so. Either a threat may be made to the respondent against someone else (e.g. I will kill your child) or a threat may be made to someone else against the respondent (respondent's wife is told respondent will be beaten up). The coding system is adapted to this. Where the offence consists only of obscene or nuisance telephone calls (no verbal threats stated in the calls), code 95 applies.

Threats where force was actually used, even if there was no injury, should be coded as assaults/sexual offences (code 11-13 or 31-35). Threats where the offender attempted to use force should be coded as attempted assault (code 21). Any threats that involved the use of a weapon should be coded as an attempted assault (code 21). Remember, however, that threats or force where something was stolen or an attempt was made to steal, should usually be coded as robbery/attempted robbery rather than threats or assault.

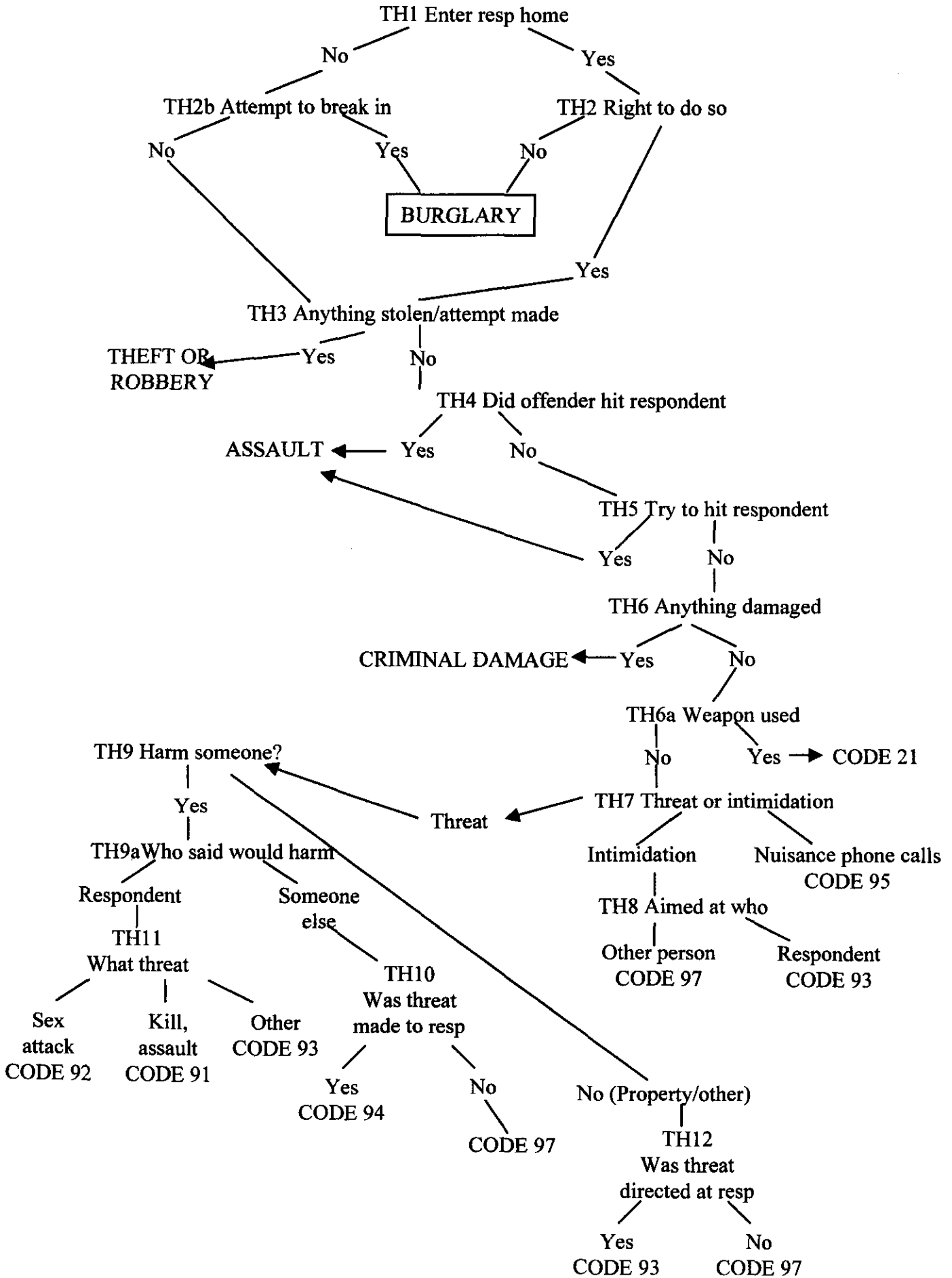
### Possible codes

- 91 Threat to kill/assault made against but not necessarily to respondent
- 92 Sexual threat made against but not necessarily to respondent
- 93 Other threat or intimidation made against but not necessarily to respondent
- 94 Threats against others, made to the respondent
- 95 Obscene or nuisance phone calls
- 97 Threats/intimidation falling outside survey's coverage

### PRIORITIES

- All other codes take precedence over the threat codes.

# THREATS



**THREATS: NOTES FOR GUIDANCE**

- 9A) Some threats may simply be against property; in this case **ThreaVio** may be answered 'no', and **WhoHarm** and **WhThrea** not completed. In this case, use **DescrInc** as the basis for selecting codes 93, 94 or 99.
- 9B) The survey can cover threats made to the respondent, but not necessarily against him (e.g. I will kill your wife). This is a code 94 (threats against others, made to respondent). If the threat is made merely to someone else (though, for example, the respondent overheard it), this would be outside the scope of the survey and would be coded 97.
- 9C) Code 93 (other threats or intimidation made against but not necessarily to the respondent) covers a range of threats. It will cover general abuse directed at the respondent, or a threat to damage a car or other property owned by the respondent. (However, if someone threatens damage that could do harm e.g. to burn down their house, this should be coded as a threat to kill/assault – code 91).

Threats made to or against businesses (e.g. threatening to spit on the fruit outside the respondent's shop) are out of scope and should be coded 97 (threats falling outside the survey's coverage).

**APPENDIX H**

**ADDITIONAL VARIABLES ON THE 2001 BCS DATA  
FILE**

## INTERVIEWER ASSESSMENTS

(Interviewers are asked to record details for all residential addresses (contacts and non-contacts including vacants)

VissecuA- Which of the following are visible at the sampled address?  
VissecuG CODE ALL THAT APPLY

1. Burglar alarm
2. Security gate over front door
3. Bars/ grills on any windows
4. Other security device(s)
5. Estate/ block security lodge/ guards
6. Entryphone
7. None of these

RubbComm In the **immediate area**, how common is litter or rubbish lying around?

1. Very common
2. Fairly common
3. Not very common
4. Not at all common

VandComm How common is vandalism, graffiti or deliberate damage to property?

- 1 Very common
- 2 Fairly common
- 3 Not very common
- 4 Not at all common

PoorHou How common are homes in poor condition/ run down?

1. Very common
2. Fairly common
3. Not very common
4. Not at all common

AccTyp SAMPLED DWELLING IS:

1. Whole house - detached
2. semi-detached
3. mid-terrace
4. end-terrace
5. Maisonette
6. Flat - purpose-built
7. Flat - converted
8. Rooms, bedsitter
9. Caravan/ mobile home
10. Unable to code

IF FLAT ETC (5-8 AT AccTyp) ANSWER FlatTyp AND Lockable. OTHERS GO TO HouCond

FlatTyp        CODE TYPE OF FLAT, ETC:

1.        Self-contained
2.        Not self-contained
3.        Unable to code

Lockable       BUILDING HAS:

1.        Common entrance: lockable
2.        Common entrance: not lockable
3.        No common entrance

HouCond        Is the sampled house/ flat in good or poor physical condition?

1.        Very good
2.        Fairly good
3.        Neither good nor bad
4.        Fairly bad
5.        Very bad
6.        Unable to code

RelCond        Is the sampled house/ flat in a better or worse condition than the others in this area?

1.        Better
2.        Worse
3.        About the same
4.        Unable to code

NeigWat        Is the dwelling in a Neighbourhood Watch area?

1.        Yes
2.        No
3.        Unable to code



## ADDITIONAL VARIABLES IN BCS2001 SAV FILES

Data files contain the case identifier, area code, serial number, and screen number. The case identifier consists of the three components area code, serial number and screen number.

### MAIN (NON VICTIM FORM) FILE

Rowlabel	Case identifier
Screen	Screen number (1-6)
Year	Year of interview
Area	Area number (4 digits)
Address	Address number (2 digits)
Company	Company identifier
	<ol style="list-style-type: none"><li>1. BMRB</li><li>2. IPSOS-RSL</li></ol>
Samptype	Identifies sample type distinguishing main and non-white sample
	<ol style="list-style-type: none"><li>1. Main sample</li><li>2. Non-white sample</li></ol>
Intype	Type of interview
	<ol style="list-style-type: none"><li>1. A</li><li>2. B</li></ol>
Split	Follow-up module split
	<ol style="list-style-type: none"><li>1. A (Attitudes to the police)</li><li>2. B (Attitudes to the Criminal Justice System)</li><li>3. C (Crime prevention)</li><li>4. D (Ad hoc crime)</li></ol>
Subsplit	Follow-up module sub-split
	<ol style="list-style-type: none"><li>1. A1</li><li>2. A2</li><li>3. B1</li><li>4. B2</li><li>5. C1</li><li>6. C2</li><li>7. D1</li><li>8. D2</li></ol>

Units	Number of eligible dwelling units at address
Num16	Number of eligible adults aged 16+ in household

**Interviewer Details**

Intday	Date of interview (day)
Intmon	Date of interview (month)
Intyear	Date of interview (year)
Dayow	Date of interview (day of week)
Monthid	Year and month of interview identifier
Tnc	Total number of calls
Dated	Date of last visit (day)
Datey	Date of last visit (year)
Datem	Date of last visit (month)
Totlen	Total length of interview (in minutes)
Month	Month of issue
Finout	Final outcome code
Partflag	Partial interview indicator 0. Partial interview 1. Full interview
Quarter	Quarter case first on date file 11. Quarter 1 2001 12. Quarter 2 2001 13. Quarter 3 2001 14. Quarter 4 2001
Victim	Is respondent victim or not 0. Victim 1. Not a victim

**Area Variables**

Inner	Inter city flag  0. Not inner city 1. Inner city
Areatyp	Type of area  1. Inner city 2. Urban

	3. Rural
Region	Standard region 1. North 2. North West 3. Yorkshire & Humberside 4. West Midlands 5. East Midlands 6. East Anglia 7. South West 8. South East 9. London 10. Wales 11. Scotland
Gor	Government office region 1. North East 2. North West 3. Yorkshire & Humberside 4. East Midlands 5. West Midlands 6. South West 7. Eastern 8. London 9. South East 10. Wales 11. Scotland
Acorn <sup>1</sup>	ACORN type The full acorn set 1-54, see acorn documentation 55 - unclassified
Acorngrp	ACORN Group 1. Wealthy Achievers 2. Affluent Greys - rural 3. Prosperous Pensioners 4. Affluent Executives - family areas 5. Well Off Workers - family areas 6. Affluent Urbanites - town & city 7. Prosperous Professionals - met areas 8. Better Off Executives - inner city 9. Comfortable Middle Agers 10. Skilled Workers, home owners 11. New Home Owners, mature communities 12. White Collar Workers

---

<sup>1</sup> ACORN (A Classification of Residential Neighbourhoods) classifies households according to the demographic, employment and housing characteristics of the surrounding neighbourhood. Acorn was developed by CACI Ltd, through the use of cluster analysis of variables from the 1991 census, There are a total of 54 ACORN types from which 17 groups are constructed and from these a further 6 categories. (Further information about ACORN is available from CACI Ltd, CACI House, Kensington Village, Avonmore Road, London, W14 8TS)

13. Older people, less prosperous
14. Council Estates, better off
15. Council Estates, high unemployment
16. Council Estates, greatest hardship
17. Multi Ethnic low income
18. Unclassified

Acorncat ACORN category

1. Thriving
2. Expanding
3. Rising
4. Settling
5. Aspiring
6. Striving
7. Unclassified

Change ACORN change type

1. Green Field Developments
2. Many more lone parents, greater social stress
3. Baby boom areas with many more lone parents
4. More children, bigger families, more overcrowding
5. Fewer young adults, more lone parents
6. Baby boom areas with more lone parents
7. More singles, less overcrowding
8. More young children and lone parents
9. Many more flats, bedsits, students and young singles
10. More young workers, children, fewer private tenants
11. Council re-developments, more smaller dwellings
12. More singles and young workers, less spacious dwellings
13. More young families, less private rented accommodation
14. More young workers, students and singles
15. Re-developments with many more pensioners
16. More pensioners and accommodation for the elderly
17. More pensioners and young home owners
18. Many more young workers, singles, fewer private tenants
19. Increased ethnicity, more young families
20. Maturing areas, more home owners, smaller families
21. Gentrifying areas, more young working singles
22. More young workers, less private rented property
23. More young working families, fewer pensioners
24. Maturing areas, many more home owners
25. Many more home owners, less rented accommodation
26. Many more young workers, singles and home owners
27. High growth areas, more younger families
28. Very high growth areas, many more young home owners
29. Many more pensioners
30. Growth areas, more young and larger families
31. Maturing, modestly improving areas
32. More older workers and pensioners
33. Improving areas, larger families, fewer pensioners
34. Maturing areas with greater affluence

35. More older workers, larger families
36. Maturing areas, more home owners and pensioners
37. More young working families and home owners
38. Growing, maturing areas, fewer self-employed
39. Maturing, more affluent areas, many more self-employed
40. Increasingly prosperous, maturing areas
41. More home owners, increasing prosperity
42. More young workers
43. Fewer married women working, more self-employed
44. Fewer young adults, more self employed
45. Unclassified

Chgroup

- ACORN change group
1. Green field developments
  2. Continuing decline
  3. Boom then decline
  4. Improving but cautious
  5. Rising affluence
  6. Along with the drift
  7. Unclassified

pfa

- Police Force Area
1. Metropolitan/ City of London
  2. Greater Manchester
  3. Merseyside
  4. South Yorkshire
  5. Northumbria
  6. West Midlands
  7. West Yorkshire
  8. Avon & Somerset
  9. Bedfordshire
  10. Thames Valley
  11. Cambridgeshire
  12. Cheshire
  13. Cleveland
  14. Devon & Cornwall
  15. Cumbria
  16. Derbyshire
  17. Dorset
  18. Durham
  19. Sussex
  20. Essex
  21. Gloucestershire
  22. Hampshire
  23. West Mercia
  24. Hertfordshire
  25. Humberside
  26. Kent
  27. Lancashire
  28. Leicestershire
  29. Lincolnshire

30. Norfolk
31. Northamptonshire
32. North Yorkshire
33. Nottinghamshire
34. Staffordshire
35. Suffolk
36. Surrey
37. Warwickshire
38. Wiltshire
39. North Wales
40. Dyfed Powys
41. Gwent
42. South Wales

### ONS Ward Classification<sup>2</sup>

Wardclus	ONS Ward Classification: Cluster
	1. Classic commuters
	2. Agricultural heartlands
	3. Better-off retired
	4. Traditional manufacturing
	5. Town and country
	6. Better off manufacturing
	7. Small towns
	8. Established prosperity
	9. High rise housing
	10. Inner London
	11. West Midland manufacturing
	12. Remoter coast and country
	13. Green belt
	14. Transient population
	15. Scottish public housing
	16. Leafier suburbs
	17. Industrial margins
	18. Urban achievers
	19. Scottish inner city
	20. Mixed economies
	21. Miners terraces
	22. Remoter retirement areas
	23. Low amenity housing
	24. London Public housing
	25. Cosmopolitan London
	26. Young singles
	27. Textile town terraces
	28. Outer suburbs
	29. Industrial towns
	30. Concentrations of affluence
	31. Ethnic groups in industry
	32. Margins of deprivation

---

<sup>2</sup> The ward classification is based on the same principles as the district classification - it has two nested classifications, comprising 43 and 14 strata.

33. Heavy industries
34. Growth points
35. Retirement areas
36. Edge of town
37. Primary production
38. Declining resorts
39. Affluent villages
40. Welsh coalfield
41. Accessible countryside
42. Coastal very elderly
43. Expanding towns
44. Unclassified

- Wardgrp      ONS Ward Classification : Group
1. Suburbia
  2. Rural areas
  3. Rural fringes
  4. Industrial areas
  5. Middling Britain
  6. Prosperous areas
  7. Inner city estates
  8. Established owner occupiers
  9. Transient population
  10. Metropolitan professionals
  11. Deprived city areas
  12. Low status owner occupiers
  13. Mature populations
  14. Deprived industrial areas
  15. Unclassified

- Distfam      ONS District Level Classification<sup>3</sup> : Family
1. Rural areas
  2. Urban fringe
  3. Coast and services
  4. Prosperous England
  5. Mining, manufacturing and Industry
  6. Education centres and Outer London
  7. Inner London

- Distgrp      ONS District Level Classification : Group
1. Rural amenity
  2. Remoter rural
  3. Established manufacturing fringe
  4. New and developing areas

---

<sup>3</sup> The ONS classification of areas was revised for authorities in 1999. The revised version of the classification was compiled using the same methodology and approach as for the original version, and the same 37 socio-economic and demographic variables from the 1991 National Census. The revised classification was necessary to reflect the new local and health authority boundaries in Great Britain at April 1999. The revision produced a different hierarchical structure hence there is little direct comparability with the results of the original classification. See “The ONS classification of local and health authorities of Great Britain: revised for authorities in 1999 for more details.

5. Mixed urban
6. Coast and country resorts
7. Established service centres
8. Growth areas
9. Most prosperous
10. Coalfields
11. Manufacturing centres
12. Ports and industry
13. Education centres and Outer London
14. West Inner London
15. East Inner London

Distclus	ONS District Level Classification : Cluster
	1. Rural amenity
	2. Rural England and Wales
	3. Rural Scotland
	4. Established manufacturing fringe
	5. New and expanding towns
	6. Developing towns
	7. Most typical towns and cities
	8. London and Glasgow periphery
	9. Seaside towns
	10. Traditional rural coast
	11. Established service centres
	12. Town and country growth
	13. Prosperous growth areas
	14. Most prosperous
	15. Mining and Inner City
	16. Mining and industry
	17. Former mining areas
	18. Manufacturing centres
	19. Urban industry
	20. Liverpool and Manchester
	21. Clydesdale and Dundee
	22. Suburbs
	23. Cosmopolitan Outer London
	24. Education centres
	25. West Inner London
	26. East Inner London
	27. Newham and Tower Hamlets

**Social class variables**

Rsoc2000	Respondent social class (SOC2000) Provides full SOC2000 breakdown for respondent.
Rsoc1990	Respondent social class (SOC1990) Provides full SOC1990 breakdown for respondent.
Hsoc2000	HRP social class (SOC2000)  Provides full SOC2000 breakdown for Household reference person.



Hsoc1990	HRP social class (SOC1990)
	Provides full SOC1990 breakdown for Household reference person.
Respsec	Respondent Socio-Economic Classification (NS-SEC) - Operational categories
	<ol style="list-style-type: none"> <li>1. Employers in large organisations</li> <li>2. Higher managerial occupations</li> <li>3. Higher professional occupations: Traditional employees</li> <li>4. Higher professional occupations: New employees</li> <li>5. Higher professional occupations: Traditional self-employed</li> <li>6. Higher professional occupations: New self-employed</li> <li>7. Lower professional and higher technical occupations: Traditional employees</li> <li>8. Lower professional and higher technical occupations: New employees</li> <li>9. Lower professional and higher technical occupations: Traditional self-employed</li> <li>10. Lower professional and higher technical occupations: New self-employed</li> <li>11. Lower managerial occupations</li> <li>12. Intermediate clerical and administrative</li> <li>13. Intermediate sales and service</li> <li>14. Intermediate technical and auxillary</li> <li>15. Intermediate engineering</li> <li>16. Employers in small organisations (non-professional)</li> <li>17. Employers in small organisations (agriculture)</li> <li>18. Own account workers (non-professional)</li> <li>19. Own account workers (agriculture)</li> <li>20. Lower supervisory occupations</li> <li>21. Lower technical craft</li> <li>22. Lower technical process operative</li> <li>23. Semi-routine sales</li> <li>24. Semi-routine service</li> <li>25. Semi-routine technical</li> <li>26. Semi-routine operative</li> <li>27. Semi-routine agricultural</li> <li>28. Semi-routine clerical</li> <li>29. Semi-routine childcare</li> <li>30. Routine sales and service</li> <li>31. Routine production</li> <li>32. Routine technical</li> <li>33. Routine operative</li> <li>34. Routine agricultural</li> <li>35. Never worked</li> <li>36. Full-time students</li> <li>37. Occupation not stated/ inadequately described</li> <li>38. Not classed for other reasons</li> </ol>

Respsec2	<p>Respondent Socio-Economic Classification (NS-SEC) - Analytic categories</p> <ol style="list-style-type: none"> <li>1. Large employers and higher managerial occupations</li> <li>2. Higher professional occupations</li> <li>3. Lower managerial and professional occupations</li> <li>4. Intermediate occupations</li> <li>5. Small employers and own account workers</li> <li>6. Lower supervisory and technical occupations</li> <li>7. Semi-routine occupations</li> <li>8. Routine occupations</li> <li>9. Never worked</li> <li>10. Not classified</li> </ol>
Hrpsec	<p>Respondent socio-economic classification (NS-SEC) - Operational categories</p> <p>Categories as respsec</p>
Hrpsec2	<p>HRP Socio-Economic Classification (NS-SEC) - Analytic categories</p> <p>Categories as respsec2</p>
Respseg	<p>Respondent Socio-Economic Group (SEG)</p> <ol style="list-style-type: none"> <li>1.1 Employers in industry, commerce, etc. - large establishments</li> <li>1.2 Managers in central and local government, industry, commerce - large establishments</li> <li>2.1 Employers in industry, commerce - small establishments</li> <li>2.2 Managers in industry, commerce, government - small establishments</li> <li>3. Professional workers - self employed</li> <li>4. Professional workers - employees</li> <li>5.1 Non manual - ancillary workers, artists</li> <li>5.2 Non manual - foreman, supervisors</li> <li>6. Junior non manual workers</li> <li>7. Personal service workers</li> <li>8. Foremen, supervisors - manual</li> <li>9. Skilled manual workers</li> <li>10. Semi-skilled manual workers</li> <li>11. Unskilled manual workers</li> <li>12. Own account workers (other than professional)</li> <li>13. Farmers - employers and managers</li> <li>14. Farmers - own account</li> <li>15. Agricultural workers</li> <li>16. Members of the armed forces</li> <li>17. Inadequately described/ not stated occupation</li> </ol>

Hrpseg      HRP Socio-Economic Group (SEG)

Categories as respseg

### **Respondent Characteristics**

Agegrp      Age Group (3 bands)

1.      16-29
2.      30-59
3.      60+

Ageshort    Age Groups (5 bands)

1.      16-24
2.      25-44
3.      45-64
4.      65-74
5.      75+

Agelong	Age Group (9 bands)
	1. 16-19
	2. 20-24
	3. 25-34
	4. 35-44
	5. 45-54
	6. 55-64
	7. 65-74
	8. 75-84
	9. 85+
Sexage	Age within sex
	1. Male 16-29
	2. Male 30-59
	3. Male 60+
	4. Female 16-29
	5. Female 20-59
	6. Female 60+
Ethngrp2	Ethnic Group (Grouped)
	1. White
	2. Mixed
	3. Asian
	4. Black
	5. Other
Nad2	One adult household identifier
	0. More than one adult in household
	1. One adult in household
Nchil2	Children in household identifier
	0. No children in household
	1. Children in household
Nadultgp	Number of adults in household (grouped)
	1. One
	2. Two
	3. Three
	4. Four
	5. Five or more

Nchilgrp	Number of children in household (grouped)
	<ol style="list-style-type: none"> <li>1. One</li> <li>2. Two</li> <li>3. Three</li> <li>4. Four</li> <li>5. Five or more</li> </ol>
Marital	Marital status
	<ol style="list-style-type: none"> <li>1. Married</li> <li>2. Cohabiting</li> <li>3. Single</li> <li>4. Widowed</li> <li>5. Divorced</li> <li>6. Separated</li> </ol>
Margrp	Respondent de facto marital status
	<ol style="list-style-type: none"> <li>1. Married or de facto</li> <li>2. Single</li> <li>3. Widowed</li> <li>4. Separated or divorced</li> </ol>
Livharm1	ONS harmonised marital status
	<ol style="list-style-type: none"> <li>1. Married</li> <li>2. Cohabiting</li> <li>3. Single</li> <li>4. Separated</li> <li>5. Divorced</li> <li>6. Widowed</li> </ol>
Livharm2	Whether respondent living in a couple
	<ol style="list-style-type: none"> <li>1. Living in a couple</li> <li>2. Not living in a couple</li> </ol>
Lillharm	ONS harmonised long-standing illness
	<ol style="list-style-type: none"> <li>1. No long standing illness</li> <li>2. Long standing illness</li> </ol>
Hhinc6	Total household income (6 bands)
	<ol style="list-style-type: none"> <li>1. Under £2500</li> <li>2. £2,500-£4,999</li> <li>3. £5,000-£9,999</li> <li>4. £10,000-£14,999</li> <li>5. £15,000-£19,999</li> </ol>

	6.	£20,000 or over
Hhinc4	Total household income (4 bands)	
	1.	Under £5,000
	2.	£5,000-£14,999
	3.	£15,000-£19,999
	4.	£20,000 or over
Hhinc5	Total household income (5 bands)	
	1.	Under £10,000
	2.	£5,000-£14,999
	3.	£15,000-£19,999
	4.	£20,000-£29,999
	5.	£30,000 or more
Tenharm	ONS Harmonised Tenure type	
	1.	Owners
	2.	Social rented sector
	3.	Private rented sector
Accharm1	ONS Harmonised accommodation type	
	1.	Detached house
	2.	Semi-detached house
	3.	Terraced house
	4.	Maisonette
	5.	Purpose built flat
	6.	Converted flat
	7.	Other
Accharm2	ONS harmonised accommodation type	
	1.	House
	2.	Flat/maisonette/bedsitter
	3.	Other
Ysadharm	ONS harmonised length of time at address	
	1.	Less than 12 months
	2.	12 months, less than 2 years
	3.	2 years, less than 3 years
	4.	3 years, less than 5 years
	5.	5 years, less than 10 years
	6.	10 years, less than 20 years
	7.	20 years or more

Vehowner	Vehicle Ownership
	<ol style="list-style-type: none"> <li>1. Non-vehicle owner</li> <li>2. Vehicle Owner</li> </ol>
Hrp	Household Reference Person Indicator
	<ol style="list-style-type: none"> <li>1. Respondent is HRP</li> <li>2. Respondent is not HRP</li> </ol>
Hrpage	Age of Household Reference Person
Hrpagegp	Age of Household Reference Person (3 bands)
	<ol style="list-style-type: none"> <li>1. 16-29</li> <li>2. 30-59</li> <li>3. 60+</li> </ol>
Hrpagelng	Age of Household Reference Person (9 bands)
	<ol style="list-style-type: none"> <li>1. 16-19</li> <li>2. 20-24</li> <li>3. 24-34</li> <li>4. 35-44</li> <li>5. 45-54</li> <li>6. 55-64</li> <li>7. 65-74</li> <li>8. 75-84</li> <li>9. 85+</li> </ol>
Hrpagesht	Age of Household Reference Person (5 bands)
	<ol style="list-style-type: none"> <li>1. 16-24</li> <li>2. 25-44</li> <li>3. 45-64</li> <li>4. 65-74</li> <li>5. 75+</li> </ol>
Hrpsex	Sex of Household Reference Person
	<ol style="list-style-type: none"> <li>1. Male</li> <li>2. Female</li> </ol>
Hrpar	Marital status of Household Reference Person
	<ol style="list-style-type: none"> <li>1. Single</li> <li>2. Married and living with partner</li> <li>3. Separated</li> <li>4. Divorced</li> <li>5. Widowed</li> </ol>

Hrpcohab	Cohabiting status of Household Reference Person
	<ol style="list-style-type: none"> <li>1. Yes</li> <li>2. No</li> <li>3. SPONTANEOUS ONLY - Same sex couple</li> </ol>
Hrpmarit	Marital status of Household Reference Person
	<ol style="list-style-type: none"> <li>1. Married</li> <li>2. Cohabiting</li> <li>3. Single</li> <li>4. Widowed</li> <li>5. Divorced</li> <li>6. Separated</li> </ol>
Struct3	Structure of household
	<ol style="list-style-type: none"> <li>1. No children</li> <li>2. Children</li> <li>3. Lone parent</li> <li>4. Household reference person aged 60 plus</li> </ol>
Council	Council areas (based on ACORN type)
	<ol style="list-style-type: none"> <li>1. Council area</li> <li>2. Non-council area</li> </ol>
Gor6	Government Office Region (Grouped)
	<ol style="list-style-type: none"> <li>1. North</li> <li>2. Midlands</li> <li>3. South</li> <li>4. East</li> <li>5. London</li> <li>6. Wales</li> </ol>
Rwork	Respondent working in last 7 days
	<ol style="list-style-type: none"> <li>2. Yes</li> <li>3. No</li> </ol>
Hwork	Household Reference Person working in last 7 days
	<ol style="list-style-type: none"> <li>2. Yes</li> <li>3. No</li> </ol>
Rgvtsch	Respondent on government training scheme
	<ol style="list-style-type: none"> <li>2. Yes</li> <li>3. No</li> </ol>



Hgytsch	Household Reference Person on government training scheme
	<ol style="list-style-type: none"> <li>1. Yes</li> <li>2. No</li> </ol>
Rjbaway	Respondent away from job
	<ol style="list-style-type: none"> <li>1. Yes</li> <li>2. No</li> <li>3. Waiting to take up job</li> </ol>
Hjbaway	Household Reference Person away from job
	<ol style="list-style-type: none"> <li>1. Yes</li> <li>2. No</li> <li>3. Waiting to take up job</li> </ol>
Rowbus	Respondent did unpaid work for own business
	<ol style="list-style-type: none"> <li>1. Yes</li> <li>2. No</li> </ol>
Howbus	Household Reference Person did unpaid work for own business
	<ol style="list-style-type: none"> <li>1. Yes</li> <li>2. No</li> </ol>
Rrlbus	Respondent did unpaid work for family business
	<ol style="list-style-type: none"> <li>1. Yes</li> <li>2. No</li> </ol>
Hrlbus	Household Reference Person did unpaid work for family business
	<ol style="list-style-type: none"> <li>1. Yes</li> <li>2. No</li> </ol>
Rlkwork	Respondent was looking for work in last 4 weeks
	<ol style="list-style-type: none"> <li>1. Yes</li> <li>2. No</li> </ol>
Hlkwork	Household Reference Person looking for work in last 4 weeks
	<ol style="list-style-type: none"> <li>1. Yes</li> <li>2. No</li> </ol>
Rlstweek	Respondent economic status in last week
	<ol style="list-style-type: none"> <li>1. Paid work</li> <li>2. Government training scheme</li> </ol>

3. Away from job/waiting to take job up
4. Unpaid work
5. Looking for work
6. Student
7. Looking after family/home
8. Temporarily sick/ill
9. Long-term sick/ill
10. Retired
11. Other

Hlstweek Household Reference person economic status in last week

1. Paid work
2. Government training scheme
3. Away from job/waiting to take up job
4. Unpaid work
5. Looking for work
6. Student
7. Looking after family/home
8. Temporarily sick/ill
9. Long-term sick/ill
10. Retired
11. Other

Rstudy Whether respondent full-time student

1. Yes
2. No

Hstudy Whether Household Reference Person full-time student

1. Yes
2. No

Reverw Whether respondent ever had a paid job

1. Yes
2. No

Heverw Whether Household Reference Person ever had a paid job

1. Yes
2. No

Rftpt Respondent working full-time or part-time

1. Full-time
2. Part-time

Hftprt Household Reference Person working full-time or part-time

	<ol style="list-style-type: none"> <li>1. Full-time</li> <li>2. Part-time</li> </ol>
Rselfemp	Respondent working as employee or self-employed
	<ol style="list-style-type: none"> <li>1. Employee</li> <li>2. Self-employee</li> </ol>
Hselfemp	Household Reference Person working as an employee or self-employed
	<ol style="list-style-type: none"> <li>1. Employee</li> <li>2. Self-employee</li> </ol>
Rmpstat	Respondent managerial status
	<ol style="list-style-type: none"> <li>1. Manager</li> <li>2. Foreman/supervisor</li> <li>3. Not manager/supervisor</li> </ol>
Hmpstat	Household Reference Person managerial status
	<ol style="list-style-type: none"> <li>1. Manager</li> <li>2. Foreman/supervisor</li> <li>3. Not manager/supervisor</li> </ol>
Remplee	Number of employees at respondent's place of work
	<ol style="list-style-type: none"> <li>1. Less than 25</li> <li>2. 25-499</li> <li>3. Over 500</li> </ol>
Hemplee	Number of employees at HRP's place of work
	<ol style="list-style-type: none"> <li>1. Less than 25</li> <li>2. 25-499</li> <li>3. Over 500</li> </ol>
Remp100	Whether respondent employs people or not
	<ol style="list-style-type: none"> <li>1. No employees</li> <li>2. With employees</li> </ol>
Hemp100	Whether HRP employs people or not
	<ol style="list-style-type: none"> <li>1. No employees</li> <li>2. With employees</li> </ol>
Rnemp	Number of people employed by respondent
	<ol style="list-style-type: none"> <li>1. Less than 25</li> <li>2. 25-499</li> </ol>

	3.	Over 500
Hnemp	Number of people employed by HRP	
	1.	Less than 25
	2.	25-499
	3.	Over 500
Rsoccl	Respondent social class	
	1.	Professional
	2.	Managerial and technical
	3.	Skilled non-manual
	4.	Skilled manual
	5.	Semi-skilled
	6.	Unskilled
	7.	Armed forces
Hsoccl	HRP social class	
	1.	Professional
	2.	Managerial and technical
	3.	Skilled non-manual
	4.	Skilled manual
	5.	Semi-skilled
	6.	Unskilled
	7.	Armed forces

### **Victim Form File**

Match	Unique case identifier	
Rowlabel	Case identifier (7 digits)	
Vicno	The number of the victim form for the respondent	
Serial	Serial number (6 digits)	
Screen	Screen number	
Year	Year of interview	
Area	Area number (4 digits)	
Address	Address number (2 digits)	
Company	Company identifier	
	1.	BMRB
	2.	IPSOS

Vftype	Victim Form Type
	<ol style="list-style-type: none"> <li>1. Long</li> <li>2. Short</li> </ol>
Pincid	Incident Type
	<ol style="list-style-type: none"> <li>1. Series</li> <li>2. Single</li> </ol>
Suspend	Indicator of Suspended Victim form
	<ol style="list-style-type: none"> <li>0. Victim form not suspended</li> <li>1. Victim form suspended</li> </ol>
Befor99	Indicator of Victim Form outside reference period
	<ol style="list-style-type: none"> <li>1. Yes</li> <li>2. No</li> </ol>
Samptype	Main or Non-white sample
	<ol style="list-style-type: none"> <li>1. Main sample</li> <li>2. Non-white sample</li> </ol>
Inttype	Type of interview
	<ol style="list-style-type: none"> <li>1. Type A</li> <li>2. Type B</li> </ol>
Crimtype	Crime Type (recorded at screener question)
	<ol style="list-style-type: none"> <li>1. MotTheft</li> <li>2. MotStole</li> <li>3. CarDamag</li> <li>4. BikTheft</li> <li>5. PrevThef</li> <li>6. PrevDam</li> <li>7. PrevTry</li> <li>8. PrevStol</li> <li>9. ProSide</li> <li>10. PrDeface</li> <li>11. HomeThef</li> <li>12. YrHoThef</li> <li>13. YrHoDam</li> <li>14. YrHoTry</li> <li>15. YrHoStol</li> <li>16. YrOSide</li> <li>17. YrDeface</li> <li>18. PersThef</li> </ol>

- 19. TryPers
- 20. OthThef
- 21. DelibDam
- 22. DelibVio
- 23. ThreViol
- 24. SexAttak
- 25. HhldViol

Offsugg      Suggested offence code (generated by computer)

- 01      Refer to Home Office
- 02      Duplicate victim form
- 03      Refer to supervisor
- 11      Serious wounding
- 12      Other wounding
- 13      Common assault
- 19      Other assault outside the survey's coverage
- 21      Attempted assault
- 31      Rape
- 32      Serious wounding with sexual motive
- 33      Other wounding with sexual motive
- 34      Attempted rape
- 35      Indecent assault
- 39      Sexual offence outside the survey's coverage
- 41      Robbery
- 42      Attempted robbery
- 43      Snatch theft from the person
- 44      Other theft from the person
- 45      Attempted theft from the person
- 48      Possibly theft but could have been  
loss/possibly attempted theft, but could have  
been innocent
- 49      Other robbery or theft from the person outside  
the survey's coverage
- 50      Attempted burglary to non-connected  
domestic garage/outhouse
- 51      Burglary in a dwelling (nothing taken)
- 52      Burglary in a dwelling (Something taken)
- 53      Attempted burglary in a dwelling
- 54      Possible attempted burglary (insufficient  
evidence to be sure)
- 55      Theft in a dwelling
- 56      Theft from a meter
- 57      Burglary from non-connected domestic  
garage/outhouse - nothing taken
- 58      Burglary from non-connected domestic  
garage/outhouse - something taken
- 59      Other burglary, attempted burglary, theft in a  
dwelling, falling outside the survey's coverage

- 60 Theft of car/van
- 61 Theft from car/van
- 62 Theft of motorbike, motorscooter or moped
- 63 Theft from motorbike, motorscooter or moped
- 64 Theft of pedal cycle
- 65 Theft from outside dwelling  
(excluding theft of milk bottles)
- 66 Theft of milk bottles from outside dwelling
- 67 Other theft
- 68 Possible theft, possible lost property
- 69 Other theft/attempted theft falling outside  
survey's coverage
- 71 Attempted theft of/from car/van
- 72 Attempted theft of/from motorcycle,  
motorscooter or moped
- 73 Other attempted theft
- 80 Arson
- 81 Criminal damage to a motor vehicle  
(£20 or under)
- 82 Criminal damage to a motor vehicle  
(over £20)
- 83 Criminal damage to the home  
(£20 or under)
- 84 Criminal damage to the home  
(over £20)
- 85 Other criminal damage (£20 or under)
- 86 Other criminal damage (over £20)
- 87 Possibly criminal/possibly accidental  
damage/nuisance with no damage
- 88 Attempted criminal damage (no damage  
actually achieved)
- 89 Other criminal damage outside survey's  
coverage
- 91 Threat to kill/assault made against, but not  
necessarily to respondent
- 92 Sexual threat made against, but not necessarily  
to respondent
- 93 Other threat or intimidation made against, but  
not necessarily to respondent
- 94 Threats against others, made to the respondent
- 97 Other threats/intimidation outside survey' s  
coverage
- 95 Obscene and nuisance telephone calls
- 96 Invalid Victim Form (e.g. no information/no  
offence)

Voffence      Offence code (assigned by coder)

Codes as offsugg.

Soffence      Offence code (assigned by supervisor)

	Codes as offsugg.
Finloffc	Offence code (assigned by Home Office)
	Codes as offsugg.
Offence	Final offence code (after Home Office checking)
	Codes as offsugg.
Nseries	Number of incidents in series
Numinc	Number of incidents in series (5 maximum)
Intday	Date of interview (day)
Intmon	Date of interview (month)
Intyear	Date of interview (year)
Partflag	Partial interview indicator
	0. Full interview
	1. Partial interview
Vfprtflg	Partial Victim Form Indicator
	0. Complete Victim Form
	1. Incomplete Victim Form
Month	Month of issue
Quarter	Quarter case first on data file
	11. 2001, Quarter 1
	12. 2001, Quarter 2
	13. 2001, Quarter 3
	14. 2001, Quarter 4
Monthid	Year and month of interview
	101. January 2001
	102. February 2001
	103. March 2001
	104. April 2001
	105. May 2001
	106. June 2001
	107. July 2001
	108. August 2001
	109. September 2001



- 110. October 2001
- 111. November 2001
- 112. December 2001
- 201. January 2002
- 202. February 2002
- 203. March 2002
- 204. April 2002

Location	Location of incident
	1. Home inside
	2. Home garage
	3. Outside home in building
	4. Outside on premises
	5. Row of garages
	6. Home street
	7. Work inside
	8. Work outside
	9. Work carpark
	10. Work street
	11. Home carpark
	12. Home shed
	13. Disco inside
	14. Disco carpark
	15. Disco street
	16. Disco other
	17. Sportgrd in
	18. Sportgrd carpark
	19. Sportgrd street
	20. Sportgrd other
	21. Pubent inside
	22. Pubent carpark
	23. Pubent street
	24. Pubent other
	25. On train
	26. Railstat inside
	27. Railstat carpark
	28. Railstat street
	29. Railstat other
	30. On tube
	31. Tubestat inside
	32. Tubestat carpark
	33. Tubestat street
	34. Tubestat other
	35. On bus
	36. Bustop stat strt
	37. Bustop carpark
	38. Bustop other
	39. On plane
	40. Airport
	41. Airport carpark

42. Airport other
43. Supmkt inside
44. Supmkt carpark
45. Supmkt srt prect
46. Supmkt other
47. College inside
48. College carpark
49. College street
50. College other
51. Comoth inside
52. Comoth carpark
53. Comoth street
54. Comoth other
55. Relfri inside
56. Relfri garage
57. Relfri street
58. Relfri other
59. Other building
60. Other carpark
61. Subway in strt
62. Other street
63. Park open space
64. Wasteground
65. Work garage
66. On boat
67. Allotment
68. Home other
69. Transport other
70. Caravan site
71. Pub inside
72. Pub carpark
73. Pub street
74. Pub street
75. Sportcl inside
76. Sportcl carpark
77. Sportcl street
78. Sportcl other
79. Church inside
80. Church carpark
81. Church street
82. Church other
83. Street market
84. Work other
85. In a taxi
86. Driving or travelling in a car
97. Other location
98. Vague answer
99. Not answered

Stolen

Something stolen or not

	<ul style="list-style-type: none"> <li>0. Nothing stolen</li> <li>1. Something stolen</li> </ul>
Damage	Whether there was any damage <ul style="list-style-type: none"> <li>0. Nothing damaged</li> <li>1. Something damaged</li> </ul>
Attsteal	Was there an attempt to steal <ul style="list-style-type: none"> <li>0. No attempt</li> <li>1. Attempt to steal</li> </ul>
Force	Was any force or violence used <ul style="list-style-type: none"> <li>0. No force or violence</li> <li>1. Force or violence used</li> </ul>
Thrforce	Were any threats used <ul style="list-style-type: none"> <li>1. Force or violence used</li> <li>2. Threats only</li> <li>3. No force or threats</li> </ul>
Sexual	Was there a sexual element
Offinfo	Able to say anything about the offender <ul style="list-style-type: none"> <li>0. Nothing known about offender</li> <li>1. Can say something about offender</li> </ul>
Relate	Relationship to the offender <ul style="list-style-type: none"> <li>1. Stranger</li> <li>2. Sight or casual</li> <li>3. Well known</li> </ul>
Violgrp	Violence grouping <ul style="list-style-type: none"> <li>1. Domestic</li> <li>2. Mugging</li> <li>3. Stranger</li> <li>4. Acquaintance</li> </ul>
Offgrp	Offence grouping <ul style="list-style-type: none"> <li>1. Common assault in attempts</li> <li>2. Woundign inc sexual</li> <li>3. Robbery inc attempts</li> <li>4. Snatch stealth inc attempts</li> <li>5. Burglary in dwelling</li> </ul>

6. Outhouse burglary
7. Theft of veh
8. Theft from veh
9. Att veh thefts
10. Veh vandalism
11. Other vandalism
12. Bike theft
13. Other household theft
14. Other personal theft
15. Threats

Validoff If valid Victim Form in England & Wales

0. Not valid
1. Valid

## Index

Accharm1	16	Inner	4	Samptype	3
Accharm2	16	Intday	26	Samptype	23
Acctyp	1	Intday	4	Screen	3
Acorn	5	Intmon	26	Screen	22
Acorncat	6	Intmon	4	Serial	22
Acorngrp	5	Inttype	23	Sexage	14
Address	3	Intyear	4	Sexual	29
Address	22	Intyear	26	Soffence	25
Agegrp	13	Intype	3	Split	3
Agelong	14	Lillharm	15	Stolen	28
Ageshort	13	Livharm1	15	Struct3	18
Area	3	Livharm2	15	Subsplit	3
Area	22	Locable	2	Suspend	23
Areatyp	4	Location	27	Tenharm	16
Attsteal	29	Margrp	15	Thrforce	29
Befor99	23	Marital	15	Tnc	4
Change	6	Match	22	Totlen	4
Chgroup	7	Month	4	Units	4
Company	22	Month	26	Validoff	30
Company	3	Monthid	4	Vandcomm	1
Council	18	Monthid	26	Vehowner	17
Crimtype	23	Nad2	14	Vfprtflg	26
Damage	29	Nadultgp	14	Vftype	23
Dated	4	Nchil2	14	Vicno	22
Datem	4	Nchilgrp	15	Victim	4
Datey	4	Neigwat	2	Violgrp	29
Dayow	4	Nseries	26	Vissecua-g	1
Distclus	10	Num16	4	Voffence	25
Distfam	9	Numinc	26	Wardclus	8
Distgrp	9	Offence	26	Wardgrp	9
Ethngrp2	14	Offgrp	29	Year	22
Finloffc	26	Offinfo	29	Year	3
Finout	4	Offsugg	24	Ysadharm	16
Flattyp	2	Partflag	26		
Force	29	Partflag	4		
Gor	5	PFA	7		
Gor6	18	Pincid	23		
Hemp100	21	Poorhou	1		
Hemplee	21	Quarter	26		
Heverw	20	Quarter	4		
Hftprt	20	Region	5		
Hgytsch	19	Relate	29		
Hhinc4	16	Relcond	2		
Hhinc5	16	Remp100	21		
Hhinc6	15	Remplee	21		
Hjbaway	19	Respsec	11		

Hlkwork	19	Respsec2	12		
Hlstweek	20	Respseg	12		
Hmpstat	21	Reverw	20		
Hnemp	22	Rftpt	20		
Houcond	2	Rgvtsch	18		
Howbus	19	Rjbaway	19		
Hpagelng	17	Rlkwork	19		
Hpagesht	17	Rlstweek	19		
Hrlbus	19	Rmpstat	21		
Hrp	17	Rnemp	21		
Hrpage	17	Rowbus	19		
Hrpagegp	17	Rowlabel	22		
Hrpcohab	18	Rowlabel	3		
Hrpmar	17	Rrlbus	19		
Hrpmarit	18	rselfemp	21		
Hrpsec	12	Rsoc1990	10		
Hrpsec2	12	Rsoc2000	10		
Hrpseg	13	Rsoccl	22		
Hrpsex	17	Rstudy	20		
Hselfemp	21	Rubbcomm	1		
Hsoc1990	11	Rwork	18		
Hsoc2000	10				
Hsoccl	22				
Hstudy	20				
Hwork	18				

## **APPENDIX I            LIST OF CHECKS IMPLEMENTED IN THE QUANQUEST INTERVIEW PROGRAM**

- Confirm correct area code, serial number, check digit and interviewer number have been entered by the interviewer
- Confirm that valid day, month and year of interview has been entered
- All dates must be entered in the format dd/mm/yy
- Age taken drugs in self-completion drugs module must be consistent with household grid
- For a MAIN SAMPLE address the number of adults living in the household should be the same as the number of ELIGIBLE adults recorded on the previous screen (NSelec)
- For a NON-WHITE SAMPLE address the number of adults living in the household cannot be LESS THAN the number of ELIGIBLE adults recorded on the previous screen (NSelec)
- For a NON-WHITE SAMPLE interview, respondent must be from a non-white group
- For YOUTH interviews the total number of adults (nadults) must always be GREATER THAN the number of ELIGIBLE 16-24 YEAR OLDS recorded at NYouth. If the household only contains 16-24 year olds the interviewer should have selected one on the MAIN sample and should not be doing a YOUTH interview
- Number of the person selected at pselec must not be greater than the number of adults recorded at nadults
- Age of respondent for YOUTH interview must be 16-24
- Marital status - only allow one spouse of respondent
- Marital status - only allow spouse of respondent to be married
- Marital status - only allow spouse of respondent to be of opposite sex to respondent
- Marital status - only allow one cohabitee of the respondent
- Must be one Household Reference Person per household
- The number of people coded as cohabiting at question COHAB must be an even number
- The number of people coded as married at question MARST must be an even number
- Time lived at address cannot be greater than time lived in area
- Time moved to address must be before date of interview
- If there is a series, the number of separate incidents must be at least two less than the total number of incidents in the crime
- The number of separate incidents cannot be greater than total number of incidents in the crime
- Date of incident must be in the reference period. It must also be after date of any previous incident
- A series must comprise of at least two incidents
- Date of incident must not be after the interview date
- The sum of the total number of incidents must be consistent with earlier answers
- Number of series incidents occurring in each year quarter must not add up to more or less than the total number of incidents in the series
- Month that incident took place must not be in the future

- Number of codes used at AgeOff (How old the offenders were) must not be more than the number of offenders coded at Numoff
- Number of codes used at RaceOff (Race of offender) must not be more than the number of offenders coded at NumOff
- Number of codes used at OffRelat (Relationship of offender to respondent) must not be more than the number of offenders coded at NumOff
- Answers at V71 and V72 (initial question about what was stolen) must be consistent with Whatstol (more detailed question about what was stolen)



## **Appendix J            Question development and testing**

### **J.1 Introduction and Aims**

As part of the questionnaire development for the 2001 British Crime Survey (BCS) the Home Office asked BMRB Social Research to carry out a programme of research to:

- test the impact of wording changes to existing questions
- develop questions on new topics
- conduct a 'Dress Rehearsal' to test new operating systems prior to the survey going live.

This appendix summarises the findings of the programme of question testing.

The following question areas were included in the testing programme:

- Use of Life Events Calendar
- Opinions of Police
- Priorities for the Police
- Effectiveness of the Criminal Justice System
- Administration of the courts
- Perception and opinions of sentencing decisions
- Personal/ home security features
- Questions about community
- Questions about vehicle driving behaviour

Following these two phases of cognitive testing a full dress-rehearsal pilot of the survey took place in November/ December 2000. This dress rehearsal is discussed in section J.4.

### **J.2 Question testing for BCS 2001**

Question testing was carried out in October and November 2000, and consisted of two phases. This strategy enabled a relatively large number of questions to be tested, as well as enabling some testing of questions modified as a result of findings from the first phase.

Cognitive interviews were carried out by specially trained BMRB interviewers who were each accompanied by a BMRB researcher. Five interviewers worked on the two phases of testing. For the first phase interviewers attended a half-day personal briefing, which covered the following:

- Background information about the BCS and the purpose of the cognitive interviewing
- Recruitment of respondents
- Information about the content of the questionnaire
- Information required at the debriefing

As the same interviewers who had worked on phase one worked on phase two, and there were only a few days between the phase one debrief and the start of phase two, it was not felt necessary to re-brief them in person. Rather, materials were sent by post, which included detailed instructions on the requirements for the second phase of testing. A face-to-face debriefing session took place at the end of the second phase, which was attended by researchers from the Home Office.

In both phases, retrospective probing was used to explore the ways in which respondents understood the questions and came up with their answers. Respondents were asked a series of survey questions on a particular topic, followed by in-depth probing on specific points of interest - for example, how an answer was arrived at and respondents' understanding of key words and phrases used in particular questions. The survey questions, recruitment questionnaire and follow up probes used in both phases of cognitive testing are included at the end of this Appendix.

Interviewers were given broad quotas to fulfil based on age, sex and ethnic origin. In phase one a total of 16 respondents were interviewed.

The second phase of cognitive testing took place two weeks later, and contained questions modified as a result of the feedback from phase one as well as previously untested questions. In total 16 respondents were interviewed in this phase.

Interviews took place in respondents' own homes, and lasted around an hour. Respondents were paid £20 as a token of appreciation for agreeing to take part. Analysis was based on a combination of researcher summaries and comments made at the debriefing session, which took place after each phase of testing.

### **J.3 Results of cognitive testing**

The following sections describe the findings of the cognitive testing of questions for the 2001 British Crime Survey (BCS), and any recommended wording or question-format changes.

#### **A. LIFE EVENT CALENDAR**

##### *Comments*

In round 1 of the pilot, interviewers were required to complete the landmark events on the calendar based for all victims. This procedure proved to be relatively time consuming and, in many cases, was felt to be unnecessary when respondents were sure about the date of the incident or incidents. Consequently in round 2 it was decided to allow a degree of interviewer discretion in the completing of the landmark events. Only where the respondent showed hesitation or was obviously unsure about the precise month was the interviewer asked to complete the landmark events. In all other cases, the calendar was retained simply as a visual aid for respondents to use. It was also felt that actually marking on each incident on the calendar was a useful way for interviewers to confirm the date. In round 2 of the pilot it was felt that the calendar might be especially useful for the small minority of respondents who report a series of events and who have

then to sort out the series pattern. This suggested that an additional interviewer instruction would be useful at both **SepDates** and **Latest** to remind interviewers to use the calendar if needed and this suggestion was implemented.

Round 1 of the pilot also suggested that there were design faults with the calendar. Most importantly, it was felt that the 12 month reference period needed to be clear and not to go over the page as occurred with the design. Additionally, it was felt that the calendar was overly complex and the inclusion of actual week dates (when only month is required) was confusing. Consequently, in round 2 the calendar was simplified. Round 2 suggested that the new design worked better but a few more minor design issues needed to be incorporated into the final calendar.

### ***Recommendations***

- Introduce the calendar as a visual aid to all (type B) respondents immediately before the first introductory screener. For type B interviews the wording of the introductory screeners to household crimes (IntroV2) and to personal crimes (PersExp2) was amended to stress various points.

### ***IntroCal [ASK ALL TYPE B]***

#### SHOW RESPONDENT LIFE EVENTS CALENDAR

Before asking you about crimes or incidents that may have happened to you over the last 12 months I 'd like to give you a calendar. I'd like you to keep this in front of you when answering the next part of the interview. If at any stage you're unsure about whether or not something happened in the last 12 months you may find that looking at the calendar will help prompt your memory.

INTERVIEWER: MARK OFF THE CORRECT 12 MONTH REFERENCE PERIOD ON THE CALENDAR, THAT IS SINCE THE FIRST OF [^DATE^], AND HAND TO RESPONDENT

1. Continue

### ***IntroV2 [ASK ALL TYPE B]***

I'm now going to ask you about things that may have happened over the last 12 months, that is since the first of [^DATE^], in which you may have been the victim of a crime or offence. I only want to know about things that have happened in the period marked on the calendar. This doesn't mean that crimes that may have happened before this time are unimportant but we want to build a picture of just the last 12 months so we can measure how people's experience of crime changes from one year to the next.

I'm only concerned with incidents that have happened to YOU PERSONALLY [or to people who are NOW members of your household]. I don't just want to know about serious incidents – I want to know about small things too.

1. Continue

PersExp2 [ASK ALL TYPE B]

The next few questions are about things that may have happened to you PERSONALLY [not the other people in your household] over the last 12 months, since the first of [^DATE^], in which you may have been the victim of a crime or offence. Again, I only want to know about things that have happened in the period marked on the calendar so we can build a picture of crime in just the last 12 months.

Please include anything that happened to you during that time – at home, in the street, at work, in a shop, in a park, on a train or anywhere else.

1. Continue
- At both **SepDates** and **Latest** an additional simple interviewer reminder will be introduced on screen.

**SepDates** [ASK IF (Nmix <= NumSep)]

Can we now think about the separate incidents of [type of crime], that is, those incidents which were NOT part of the series. Can you tell me the date (DAY/MONTH/YEAR) of the [earliest/second/etc] separate incident of [type of crime]?

IF DON'T KNOW, PLEASE ESTIMATE

FIRST = EARLIEST, SECOND = NEXT AFTER THAT ETC.

[INTERVIEWER: IF RESPONDENT IS NOT SURE USING THE CALENDAR MAY HELP]

**Latest** [ASK IF AllPart=Mix]

Could you tell me the date of the most recent incident in the series?

IF DON'T KNOW, PLEASE ESTIMATE.

[INTERVIEWER: IF RESPONDENT IS NOT SURE USING THE CALENDAR MAY HELP]

- Introduce an additional screener at the start of the Victim Form which again reminds respondents about the calendar and instructs interviewers to mark the date of the crime on the calendar and what to do if the respondent is having difficulty.

**MarkCal [ASK ALL TYPE B]**

I now want to ask you about when the incident(s) you have just mentioned happened during the last 12 months. I'd like to mark on the calendar the date of each incident.

INTERVIEWER: FOR EACH CRIME MARK ON THE CALENDAR THE DATE WHEN IT OCCURRED. THIS ONLY NEEDS TO BE ESTIMATED TO THE CLOSEST MONTH

IF THE RESPONDENT IS HAVING DIFFICULTY REMEMBERING THE EXACT MONTH YOU MAY FIND IT USEFUL TO MARK SOME OTHER LANDMARK DATES ON THE CALENDAR (E.G. BIRTHDAY, ANNIVERSARIES, ETC.) WHICH CAN BE USED AS REFERENCE POINTS. EXAMPLES OF SUCH EVENTS OR PERIODS CAN BE FOUND ON THE FRONT PAGE OF THE CALENDAR.

1. Continue

## **B. NEW QUESTIONS**

### **1. PersView, GenView**

#### **Comments**

These questions worked fine in both round 1 and round 2.

#### **Recommended questions**

##### SHOW CARD

Overall, which of the statements on this card best describes how you PERSONALLY view the police?

1. I view them with great respect
2. I view them with respect
3. I view them with neither respect nor disrespect
4. I view them with disrespect
5. I view them with great disrespect

##### SHOW CARD

And which of the statements on this card best describes how you think the police are viewed by society today?

1. Viewed with great respect
2. Viewed with respect
3. Viewed with neither respect nor disrespect
4. Viewed with disrespect
5. Viewed with great disrespect

### **2. FamJoin**

#### **Comments**

In round 1 this question was prompted with a list of words (Enthusiastic, Supportive, Concerned for their safety, Disapproving). It was felt that this list was relatively narrow and so in round 2 the question was asked as an open question. This generated a variety of other words (worthwhile career, pleased for them, happy, worried about racist abuse they might receive, etc). However, all of the additional words generated seem to basically fall into whether a respondent has a broadly favourable impression or a broadly unfavourable impression of someone joining the police. If the essence of the question is to see whether people have a positive or negative view of the police then we recommend that the question be simplified to this basic idea. Asking for specific emotions would not seem to add anything.

### Recommended question

#### SHOW CARD

Which of the phrases on this card would best describe how you would feel if a member of your family or a close friend were interested in joining the police?

1. Strongly approve
2. Tend to approve
3. Neither approve or disapprove
4. Tend to disapprove
5. Strongly disapprove

#### 3. PolTask1-PolTask3

### Comments

This question worked reasonably well in both rounds and needs little amendment. We believe that the format in which the question was asked in the pilot is preferable to a single question that asks respondents to rank their top three in order of priority. The latter format tends to encourage respondents to give answers in the order they appear on the card rather than in rank order.

We would recommend using the wording at Code 4 used in round 1 of the pilot (i.e. Patrolling on foot). We would also recommend deleting code 6 since this seems to overlap with code 3 and cause respondents some confusion.

### Suggested questions

#### PolTask1 [ASK ALL]

#### SHOW CARD

On this card are some things that the police are asked to do. Which of these do you think is the MOST important thing the police have to do?

1. Giving crime prevention advice
2. Responding to emergency calls
3. Detecting and arresting offenders
4. Patrolling on foot
5. Patrolling in cars
6. Providing help and support to victims of crime
7. Using CCTV to monitor public areas
8. Policing traffic
9. Work with schools and young people

#### PolTask2 [ASK ALL]

#### SHOW CARD

And which of these do you think is the next most important thing the police have to do?

1. Giving crime prevention advice
2. Responding to emergency calls
3. Detecting and arresting offenders
4. Patrolling on foot
5. Patrolling in cars
6. Providing help and support to victims of crime
7. Using CCTV to monitor public areas
8. Policing traffic
9. Work with schools and young people

### **PolTask3 [ASK ALL]**

#### SHOW CARD

And which do you think is the next most important thing?

1. Giving crime prevention advice
2. Responding to emergency calls
3. Detecting and arresting offenders
4. Patrolling on foot
5. Patrolling in cars
6. Providing help and support to victims of crime
7. Using CCTV to monitor public areas
8. Policing traffic
9. Work with schools and young people

#### **4. PolPri**

In round 1 of the pilot respondents were asked to rank crimes on a scale of 1 (low priority) to 7 (high priority). Respondents had trouble understanding this unlabelled scale and tended to rank all crimes towards the high priority end of the scale. Randomisation meant that the ranking of the first crime strongly influenced what the respondent said for subsequent crimes. The result was that the scale produced little discrimination, with all offences being given a high ranking.

In round 2 we asked respondents to rank the top three crimes in order of priority. Two lists were presented – one containing ‘more serious’ crimes and one containing ‘less serious’ crimes.

Although the second round of piloting was more successful than the first round, we felt that respondents were tending to give their answers in the order on they appeared on the card, rather than in rank order.

To overcome this we recommend firstly asking respondents about the top three crimes (without ranking) that police should give priority to and secondly asking them to rank the three answers just given.



## Suggested questions

### PolPri1 [ASK ALL]

#### SHOW CARD

The police have to deal with a number of different types of crime and the time they have is limited. From the crimes listed on this card which THREE crimes do you think the police in your local area should give priority to tackling? CODE UP TO 3

SET [8] OF

1. Burglary
2. Sex crimes/sexual assaults
3. Drug dealing
4. Muggings/street robberies
5. Assault
6. Racial attacks/abuse
7. Domestic violence
8. Taking drugs
9. None of these
10. All should be priority

### PolPri2 [ASK IF PolPri1 IN (1..8) and more than one answer given at PolPri1]

And which of the crimes you have just mentioned do you think the police in your local area should give HIGHEST priority to?

Only show answer codes given at PolPri1

### PolPri3 [ASK IF PolPri1 IN (1..8) and more than two answers given at PolPri1]

And which do you think they should give next highest priority to?

Only show answer codes given at PolPri1, but not at PolPri2

[Notes: By process of elimination the third priority can be derived, and does not need to be asked. In round 1 the question referred to police in your local area, but this was lost in round 2. Need to clarify whether it is 'the police in your local area' or just 'the police']

Although we feel this is the preferred solution, we are concerned that asking the question twice will be time consuming in what is already a long module. We feel a split sample would not be appropriate since those asked the 'less serious' crime list are likely to be puzzled by it or are more likely to give 'None of these' as an answer. Although this question is about the police we feel it is not directly linked to any of the other questions in FUA. One possibility may be to move both questions to FUD, which is currently a lot shorter than FUA. The question would potentially fit well with others such as SocProb and AreaPrev and would allow analysis of how people's priorities are influenced by the situation in their local area.

## 5. PolDesc

In round 1 of the pilot we used cards with pairs of opposite words on a scale from 1 to 7 and asked respondents to give a number for how each word applied to police officers. Respondents found the scale confusing. Additionally, using 10 word pairs made the question extremely long. In round 2, respondents were given 6 words (3 positive, 3 negative) and asked to rank them on a labelled scale of 1-5.

Although this question worked better in round 2 compared with round 1 we still do not believe that the question is giving any useful information. In round 2, there was a definite tendency for respondents to say 'Most of the time' for the positive words and 'Some of the time' for the negative words. In terms of the individual words, 'Intelligent' seemed inappropriate and 'Behind the times' was misunderstood by some respondents (who thought that it meant the police were always late).

Our recommendation is that this type of information can be more usefully gathered through qualitative research. We believe it has little value on the BCS and would recommend dropping this question.

## 6. CJSEff1, CJSEff2

### Comments

These questions worked fine in round 1 and were not piloted in round 2

### Suggested questions

#### SHOW CARD

Thinking about the Criminal Justice System as a whole, that is, the police, courts, prison and probation services, please choose a phrase from this card to show how effective you think it is in.....reducing crime?

1. Very effective
2. Fairly effective
3. Not very effective
4. Not at all effective

#### CJSEff2 [ASK ALL]

#### SHOW CARD

And how effective do you think it is in.....dealing with young people accused of crime?

1. Very effective
2. Fairly effective
3. Not very effective
4. Not at all effective

**7. CrtAdm1-CrtAdm2 (JobAdlt in round 2)**

In round 1 of the pilot, separate questions were asked about the administration of the magistrates' court, the Crown Courts and the adult courts. It was clear that respondents had little or no understanding of what was meant by 'the administration of the courts' and had only a vague notion of the difference between the magistrates' courts and the Crown Courts. In round 2, the question was simplified to ask about the adult courts in general, without specific mention of their administration. The question was also placed in the context of other questions that have been asked on previous surveys.

Although we feel that this question worked better as part of the series of questions, we remain doubtful about whether respondents fully understand the meaning of this question and are, therefore, giving considered responses. The term 'adult courts' clearly does not have the same currency as the term 'juvenile courts'. If required, we feel the best option is to adopt the question used in round 2 of the pilot and put it immediately after the question relating to the juvenile courts.

**Suggested question**

**SHOW CARD**

How good a job do you think the adult courts are doing? By the adult courts I mean both the magistrates' courts and the Crown Courts?

1. Excellent
2. Good
3. Fair
4. Poor
5. Very poor

**8. NBurgPM, NBurgPF**

**Comments**

These questions worked fine in round 1 of the pilot and were not piloted in round 2

**Recommended questions**

***NBurgPM [ASK ALL]***

Thinking about house burglary. Out of every 100 MEN aged 21 or over who are convicted of house burglary, how many do you think are sent to prison?

0..100

**NburgPF [ASK ALL]**

And, out of every 100 WOMEN aged 21 or over who are convicted of house burglary, how many do you think are sent to prison?

0..100

**9. NGuilty1-NGuilty4**

In round 1 of the pilot we felt that respondents were missing the basic premise that both people were innocent. In round 2 the questions were slightly re-worded to increase the stress on innocence.

Although the questions seemed to flow better in round 2 we remain doubtful about whether respondents actually appreciated and understood the scenario they were presented with. In particular, we feel the notion of innocence is still being missed. We believe that the question that most respondents actually respond to is “Suppose two people – one man, one woman – each appear in court charged with the same crime. Who do you think is most likely to be found guilty? Do you think...?”

At the moment the proposal is to adopt a split sample with NGuilty1-4 and Guilty1-4. In light of the pilot, we recommend that Guilty1-4 should be asked of the whole sample since this seems to be easier for respondents to understand.

**10. Guilty1-Guilty4**

As with round 1, this question seemed to work better in round 2 since it is a simpler concept for respondents to understand. In round 2, some respondents were presented with this set of questions before NGuilty1-4 to ensure there was no order effect. However, this seemed to make little difference to respondent understanding

It was noticeable that the black/white comparison was more problematic for some respondents to answer than the other pairs. We would suggest moving this to be the fourth of the paired comparisons.

*Recommended questions*

**Guilty1 [ASK ALL]**

Suppose two people – one man, one woman – were each found guilty of the same crime at court. Who do you think would receive the tougher sentence? Do you think...**READ OUT**

1. the man would receive the tougher sentence

2. they would receive the same sentence
3. or the woman would receive the tougher sentence?
4. DO NOT READ OUT : It depends (on the court/on the judge/on the jury/etc.)

#### Guilty2[ASK ALL]

Now suppose another two people – one aged under 18, one aged over 18 – were each found guilty of the same crime at court. Who do you think who receive the tougher sentence? Do you think...READ OUT

1. the younger person would receive the tougher sentence
2. they would receive the same sentence
3. or the older person would receive the tougher sentence?
4. DO NOT READ OUT : It depends (on the court/on the judge/on the jury/etc.)

#### Guilty3[ASK ALL]

Now suppose another two people from different backgrounds – one rich, one poor – were each found guilty of the same crime at court. Who do you think who receive the tougher sentence? Do you think...READ OUT

1. the richer person would receive the tougher sentence
2. they would receive the same sentence
3. or the poorer person would receive the tougher sentence?
4. DO NOT READ OUT : It depends (on the court/on the judge/on the jury/etc.)

#### Guilty4[ASK ALL]

Now suppose another two people – one white, one black – were each found guilty of the same crime at court. Who do you think would receive the tougher sentence? Do you think...READ OUT

1. the white person would receive the tougher sentence
2. they would receive the same sentence
3. or the black person would receive the tougher sentence?
5. DO NOT READ OUT : It depends (on the court/on the judge/on the jury/etc.)

## 11. TypSentC, TypSentD

### *Comments*

In round 1 of the pilot, the questions were ordered to ask about 'should have received' and then 'actually received'. In round 2, the ordering of the questions was reversed. Additionally, in round 2 a longer preamble was added so that respondents were aware up front of what they were going to be asked. We feel that both these changes were positive and allowed respondents to give a more considered response to the questions. We feel it is too complicated to expect respondents to actually rank sentences and recommend that the question is simply CODE ALL THAT APPLY. Our belief is that the majority of respondents will only give one answer at this question

Although we feel the structure of the question is working, we feel there is a case for re-examining the scenario used. The scenario is perhaps too long for respondents to take in. Probing found, for example, that no respondents remembered the last two points – about a high risk of re-offending or about showing remorse. Answers were, therefore, given on the basis of the first bit of information, and nearly all respondents gave 'prison sentence' as the sentence that should have been received. We believe the scenario may be too extreme to ensure a range of responses.

We also feel it is essential (for both scenarios) that interviewers know what the actual sentence imposed was since respondents will ask and will expect the interviewer to know.

### *Recommended questions*

**TypSentI [ASK ALL]**

#### SHOWCARD

I am now going to ask you to read a card containing details of an actual crime that went to court. I will then ask you what sentence you think the offender was ACTUALLY given, and then what sentence you think the offender SHOULD have been given. Please let me know when you have finished reading the card.

INTERVIEWER : ALLOW RESPONDENT TIME TO READ SHOW CARD PROPERLY THEN CONTINUE

1. Continue

#### On card only (not on screen)

A man aged 23 was convicted of wounding a man in a wine bar in an unprovoked attack. He pushed a pint glass into the victim's face causing cuts that needed 44 stitches and resulted in permanent scarring. He had seven previous convictions, including threatening behaviour and assault. The man is considered to be at high risk of re-offending. He has subsequently shown remorse for his actions.

**TypeSentC0-**

**TypSentC7 [ASK ALL]**

SHOW CARD

There are a number of possible sentences which could be imposed in this case. Which type, or types, of sentence do you think the offender ACTUALLY RECEIVED?  
CODE ALL THAT APPLY SET [8] OF

1. Conditional discharge
2. Have to pay compensation
3. Fine
4. Probation
5. Community service order
6. Electronic tagging
7. Imprisonment
8. Other

**TypSntC0 [ASK IF (Other IN TypSentC)]**

INTERVIEWER: RECORD OTHER ANSWER GIVEN

**PrSentC [ASK IF (ANY TypSntC0 TO TypSntC7=Imprisonment)]**

And how long do you think the prison sentence was?

INTERVIEWER: RECORD LENGTH OF SENTENCE RECEIVED RATHER THAN LENGTH OF SENTENCE SERVED

1. In years only
2. In months only
3. In years and months

**PrSentCY [ASK IF PrSentC = Year only OR Years and months]**

CODE NUMBER OF YEARS  
0...30

**PrSentCM [ASK IF PrSentC = Months only OR Years and months]**

CODE NUMBER OF MONTHS  
0...30

**TypSentD0-**

**TypSentD7 [ASK ALL]**

SHOW CARD

And which type, or types, of punishment do you think the offender SHOULD HAVE RECEIVED? CODE ALL THAT APPLY SET [8] OF

1. Conditional discharge
2. Have to pay compensation
3. Fine
4. Probation
5. Community service order
6. Electronic tagging
7. Imprisonment
8. Other

**TypSntD0 [ASK IF (Other IN TypSentD)]**

INTERVIEWER: RECORD OTHER ANSWER GIVEN

**PrSentD [ASK IF (ANY TypSntD0 TO TypSntD7=Imprisonment)]**

And how long do you think the prison sentence should have been?

INTERVIEWER: RECORD LENGTH OF SENTENCE RECEIVED RATHER THAN LENGTH OF SENTENCE SERVED

1. In years only
2. In months only
3. In years and months

**PrSentDY [ASK IF PrSentD= Year only OR Years and months]**

CODE NUMBER OF YEARS

0...30

**PrSentDM [ASK IF PrSentD = Months only OR Years and months]**

CODE NUMBER OF MONTHS

0...30



## 12. CJSVict1-CJSVict5

### *Comments*

In both round 1 and round 2 these questions were asked in the same format. In round 2 the pre-ambule was slightly shortened.

We remain unconvinced that respondents understand the basic premise behind these questions. Most respondents understand little about the procedures in court and, for example, have difficulty understanding who the prosecuting lawyer actually represents. Indeed, we believe that respondents are clearly misinterpreting some of the questions (especially the question about victim's having a qualified lawyer) and are, therefore, giving potentially misleading responses. Although it would be possible to consider redrafting the questions we believe the problem is one of basic respondent understanding/misunderstanding and redrafting the questions will be of limited use. We would recommend that these questions are dropped.

## 13. Daychain, Nitchain, Viewer, UseView, Idcard

### *Comments*

These questions all worked well in round 1 and were not piloted in round 2.

### *Recommended questions*

Daychain [ASK IF CHAINS =1 or CHAINS=2]

#### SHOW CARD

Thinking about when you are in the house during the DAY, how regularly would you say the security chain is on?

1. Always
2. Usually
3. Some of the time
4. Rarely
5. Never
6. SPONTANEOUS Not applicable – Never at home during the day

Nitchain [ASK IF CHAINS =1 or CHAINS = 2]

#### SHOW CARD

And thinking about when you are in the house during the EVENING or at NIGHT, how regularly would you say the security chain is on?

1. Always

2. Usually
3. Some of the time
4. Rarely
5. Never
6. SPONTANEOUS Not applicable – Never at home in the evening/at night

**Viewer [ASK ALL]**

Do you have a security viewer in the doors into your home so you can see who is at the door before opening it?

1. Yes - on all
2. Yes - on some
3. No – not necessary as have glass in doors
4. No

**Useview [ASK ALL]**

**SHOW CARD**

When someone calls at your home, do you check to see if you recognise the person calling before fully opening the door? For example, by looking through a window, a security viewer in the door, through the letterbox, or by using a security chain.

1. Always
2. Usually
3. Some of the time
4. Rarely
5. Never

**Idcard [ASK ALL]**

**SHOW CARD**

When an official calls at your door, for example someone from the gas, electricity or water companies or a police officer do you check their identity card or documentation before allowing them to enter?

1. Always
2. Usually
3. Some of the time
4. Rarely
5. Never

**14. Secyear, Whysecy, Ynosecy**

**Comments**

These questions worked fine in round 1 and were not piloted in round 2.

**Recommended questions**

**SecYear0- [ASK ALL FUC]  
SecYear9**

SHOW CARD C3

Since [the first of January 2000/the first of ^DATE^] have you done any of the following things on this card? CODE ALL THAT APPLY SET [10] OF

1. Installed a burglar alarm
2. Installed a dummy alarm
3. Fitted double locks or deadlocks on outside doors into home
4. Fitted security chains on the doors into your home
5. Fitted window locks
6. Fitted indoor timer or sensor lights
7. Fitted outdoor timer or sensor lights
8. Fitted bars or grilles to windows
9. Security marked household property
10. Made other security improvements (specify)
11. None of these

**XOthsecy [ASK IF “other security improvement” IN SecYear]**

INTERVIEWER: Record other security improvement

**Ysecyr0- [ASK IF ANY 1-10 IN SecYear]**

**Ysecyr9**

And what were the main reasons you decided to improve your home security during [the last 13 to 14 months /the last 12 months]? DO NOT READ OUT.  
CODE ALL THAT APPLY SET [10] OF

1. Own home was burgled
2. Friend’s/relative’s home was burgled
3. Neighbour’s home was burgled
4. General increase in burglaries in local area
5. Home was going to be left empty (e.g., going on holiday)
6. To reduce insurance premiums
7. Advice from police/crime prevention officer

8. Advice in leaflets, papers, or on TV, radio or internet
9. Adverts/contacted by commercial businesses selling security devices
10. Other reason (specify)
11. None of these

**XYSecyr** [ASK IF OTHER REASON IN WHYSECYR]

INTERVIEWER: Record other answer.

**Ynosecy0-** [ASK IF SECYEAR=11, NONE OF THESE]  
**Ynosecy6**

You say that you have not made any home security improvements since [the first of January 2000/the first of ^DATE^]. Why is this? DO NOT READ OUT. CODE ALL THAT APPLY SET [7] OF

1. Home already as secure as it can be
2. Don't think home is at risk
3. Security measures are too expensive
4. Haven't got around to it yet
5. Can't be bothered
6. Home is rented (security is responsibility of landlord)
7. Other reason (specify)

**XYNosecy** [ASK IF OTHER REASON IN YNOSECYR]

INTERVIEWER: Record other answer.

**15. LocArea, SocProb1, SocProb2, AreaPrev**

***Comments***

These questions all worked fine in round 1 and were not piloted in round 2

***Recommended questions***

**LocArea0-** [ASK ALL]  
**LocArea7**

SHOW CARD **P13**

I would now like to ask you some questions about your local area. By area, I mean within a 15 minute walk from your home. Choosing an answer from this card please indicate how much you agree or disagree with each of the following statements about your area.

1. Strongly agree

2. Tend to agree
3. Neither agree or disagree
4. Tend to disagree
5. Strongly disagree

***ATTITUDE STATEMENTS [RANDOMISED]***

- A. This area has a close, tight knit community
- B. This area is a friendly place to live
- C. This area is a place where local people look after each other
- D. Most people who live in this area trust one another
- E. You often see strangers in this area
- F. I would be happy asking certain local people to keep an eye on my house and property
- G. The people who live here can be relied upon to call the police if someone is acting suspiciously
- H. If any of the children/ young people around here are causing trouble, local people will tell them off

**SocProb1 [ASK ALL]**

**SHOW CARD**

Looking at this card, which of these social issues would you say is the biggest problem in your area at the moment?

1. Unemployment
2. Crime
3. Provision of public transport
4. Drug misuse
5. Standards of housing
6. Provision of health services
7. Provision of education services
8. Lack of local amenities
9. Poverty
10. Racial abuse/attacks
11. Lack of facilities for young people
12. None of these
13. Don't know

**SocProb2 [ASK IF SocProb1 IN(1..11)]**

**SHOW CARD**

And which would you say is the next biggest problem?

1. Unemployment
2. Crime
3. Provision of public transport
4. Drug misuse
5. Standards of housing
6. Provision of health services

7. Provision of education services
8. Lack of local amenities
9. Poverty
10. Racial abuse/attacks
11. Lack of facilities for young people
12. None of these
13. Don't know

**AreaPrev [ASK ALL]**

**SHOW CARD**

This card lists some ideas for helping to prevent crime. Which one do you personally think would be most effective in reducing crime in your area?

1. Reduce unemployment
2. Less violence and crime on television
3. Mobile police stations
4. People making their property more secure
5. More CCTV
6. Parents taking responsibility for their children's actions
7. More schemes like Neighbourhood Watch
8. Send more offenders to prison
9. Firmer discipline in schools
10. More police on the beat

**16. LocAct**

***Comments***

This question worked reasonably well, although it is not clear to respondents what was meant by a local problem. Many local authority tenants reported that they had contacted the local council in order to sort out maintenance problems. We are unclear whether the question is intended to refer specifically to crime and disorder problems or to all social problems (e.g. problems with the local schools, traffic problems, etc.). The intention of the question needs to be clarified and dealt with either through question re-wording, interviewer note, or through interviewer instructions.

***Recommended question***

**LocAct0- [ASK ALL]**

**LocAct5**

**SHOW CARD**

[During the last 13-14 months since the first of January 2001/In the last 12 months, that is since the first of ^DATE^], have you taken any of the following actions in an attempt to solve a local problem?

CODE ALL THAT APPLY SET [6] OF

1. Written to a local newspaper

2. Contacted the appropriate organisation to deal with the problem, e.g. council
3. Contacted a local councillor or MP
4. Attended a public meeting or neighbourhood forum to discuss local issues
5. Attended a tenants or local residents group
6. Attended a protest meeting or joined an action group
7. SPONTANEOUS Thought about it but did not do anything
8. None of these

**17. CarBeha**

***Comments***

In round 1 of the pilot this question used a 1(acceptable) to 7(unacceptable) scale. Like the other scales this was not easily understood by respondents. In round 2, a 5 point labelled scale was used. This worked a lot better although we do not believe that the scale results in a great deal of differentiation. Specifically, there was still a tendency towards the top end of the scale for all behaviours and we believe the range of responses is likely to be across codes 3-5. Nevertheless, we believe the question used in round 2 is workable given the above reservations.

***Recommended question***

**CarBeha0- [ASK ALL]  
CarBeha9**

**SHOW CARD**

I am going to read out a list of behaviours related to driving. Choosing a phrase from this card I would like you to tell me how wrong you think each behaviour is.

1. Not at all wrong
2. A bit wrong
3. Wrong
4. Seriously wrong
5. Very seriously wrong

**BEHAVIOUR STATEMENTS [RANDOMISED]**

- A. Driving without motor insurance
- B. Using a hand held mobile phone whilst driving
- C. Drinking and driving after two pints of beer
- D. Not wearing a rear seat belt in the back of a car
- E. Driving at 40 miles per hour in a 30 miles per hour zone
- F. Parking on double yellow lines
- G. Carrying on driving when tired
- H. Riding in a car with a driver who has consumed two pints of beer
- I. Parking in a disabled bay without a valid badge
- J. Driving without a valid driving licence

## 18. SpeedBeh

### *Comments*

This question worked fine although we believe there is an inconsistency between the question wording and the answer codes. If the question is phrased as 'ALWAYS', then the answer codes should be Yes/No (since Depends must be No)

### *Recommended question*

**SpeedBeh [ASK IF 3-5FOR "driving at 40 mph in a 30 mph zone" ABOVE]**

Do you think that the police should always prosecute those who drive at 40 miles per hour in a 30 miles per hour zone?

INTERVIEWER: IF RESPONDENT SAYS IT DEPENDS CODE AS NO

1. Yes
2. No

## J.4 Dress Rehearsal

As 2001 was the first time that the survey has been carried out jointly by BMRB and Ipsos-RSL, and the first time it has been conducted using our interviewing software (in Quantum) it was felt that it was important conduct a dress rehearsal, a small scale run through of the survey.

During this stage all aspects of the survey were tested - the advanced letters, questionnaire, show cards, address contact sheets, sample procedures, coding, editing, the fieldwork monitoring, and interviewers and coders were encouraged to feedback their views on the procedures.

Interviewers were briefed on 23 November and dress rehearsal fieldwork took place between 27 November and 2 December. A debriefing of interviewers took place on 5 December.

For the Dress Rehearsal there was a target of achieving 160 interviews across 14 areas, meaning that each area needed to achieve at least 12 interviews. As part of the field assignment the screening procedures for non-white screening was also tested.

BMRB achieved 78 interviews for the dress rehearsal, Ipsos-RSL achieved 76.



**RECRUITMENT  
QUESTIONNAIRE**

Interviewer name \_\_\_\_\_ Interviewer number

--	--	--	--

Good morning/afternoon/evening. My name is [ ] and I am from the British Market Research Bureau. We are currently conducting a study regarding people's life experiences.

Please be assured that in accordance with the Market Research Society Code of Conduct, all your answers would be treated in the strictest of confidence.

		CODE	ROUTE
<b>E1</b>	Check age		
	Under 16	1	<b>CLOSE</b>
	16 to 70	2	<b>E2</b>
	Refused	3	<b>CLOSE</b>
I would like you to think about things that may have happened in the last 12 months.			
<b>E2</b>	Have you started College / University in the last 12 months?		
	Started College	1	<b>E3</b>
	Started University	2	<b>E3</b>
	No	3	<b>E3</b>
<b>E3</b>	Have you started a new job / left work in the last 12 months?		
	Started a new job	1	<b>E4</b>
	Left work	2	<b>E4</b>
	No	3	<b>E4</b>
<b>E4</b>	Have you got married in the last 12 months?		
	Yes	1	<b>E5</b>
	No	2	<b>E5</b>
<b>E5</b>	Have you moved into a new house in the last 12 months?		
	Yes	1	<b>E6</b>
	No	2	<b>E6</b>
<b>E6</b>	Have you personally ever been a victim of a crime or offence in the last 12 months? For example, have you been a victim of any of these – SHOW CARD A		
	Theft	1	<b>E7</b>
	Attempted theft	1	<b>E7</b>
	Burglary	2	<b>E7</b>
	Criminal damage	2	<b>E7</b>
	Assault	3	<b>E7</b>
	Attempted assault		3
<b>E7</b>	Sexual offences	3	<b>E7</b>
	Robbery, theft	3	<b>E7</b>
	Threats	3	<b>E7</b>
	None of above	4	<b>E7</b>

**E7** Do you know any police officers well enough to talk to, or by name? Yes  
 No

**E8** Who are they?

Respondent in police  
 Husband, wife or other household member  
 Other relative / friend in police  
 Officers seen on duty / through work

**E9** Other

1	<b>E8</b>
2	<b>E9</b>
1	<b>CLOSE</b>
2	<b>CLOSE</b>
3	<b>E9</b>
4	
5	<b>E9</b>

**E9 CHECK QUOTA SHEET**

**If eligible for interview**

I would like to invite you to take part in an interview later in the week on your life experiences. As a thank you for your time we would give you a £20 in cash. Would you be willing to participate in our study?

Can I arrange a time on Thursday 2nd November in which you would be available for an interview? We will need about an hour of your time and I shall be accompanied by an observer from the research agency.

The interview will take place on ...../...../...../ at ..... hrs.

**Please record the respondent's name, address and telephone number below**

Name .....

Address .....

.....

.....

Postcode .....

Telephone .....

## FOLLOW UP MODULE FOR PILOT

### GenIntro [ASK ALL]

I'd now like to ask you a number of questions relating to crime, policing, the criminal justice system, and crime prevention. I'd like to start by asking you a few questions about the police.

### PersView [ASK ALL]

#### SHOW CARD P1

Overall, which of the following statements best describes how you personally view the police?

1. I view them with great respect
2. I view them with respect
3. I view them with neither respect nor disrespect
4. I view them with disrespect
5. I view them with great disrespect

### GenView [ASK ALL]

#### SHOW CARD P2

And which of the following statements best describes how you think the police are viewed by society today?

1. Viewed with great respect
2. Viewed with respect
3. Viewed with neither respect nor disrespect
4. Viewed with disrespect
5. Viewed with great disrespect

### FamJoin0- [ASK ALL]

#### FamJoin3

#### SHOW CARD P3

Looking at this card, please tell me which of these words and phrases would best match how you would feel if a member of your family or a close friend was interested in joining the police? CODE ALL THAT APPLY

SET OF [4]

1. Enthusiastic
2. Supportive
3. Concerned about their safety
4. Disapproving
5. None of these

**PolTask1 [ASK ALL]**

**SHOW CARD P4**

On this card are some things that the police are asked to do. Which of these do you think is the most important thing the police has to do?

1. Giving crime prevention advice
2. Responding to emergency calls
3. Detecting and arresting offenders
4. Patrolling on foot
5. Patrolling in cars
6. Investigating crimes
7. Providing help and support to victims of crime
8. Using CCTV to monitor public areas
9. Policing traffic
10. Work with schools and young people

**PolTask2 [ASK ALL]**

**SHOW CARD P4**

And which of these do you think is the next most important thing the police has to do?

1. Giving crime prevention advice
2. Responding to emergency calls
3. Detecting and arresting offenders
4. Patrolling on foot
5. Patrolling in cars
6. Investigating crimes
7. Providing help and support to victims of crime
8. Using CCTV to monitor public areas
9. Policing traffic
10. Work with schools and young people

**PolTask3 [ASK ALL]**

**SHOW CARD P4**

And which do you think is the next most important thing?

1. Giving crime prevention advice
2. Responding to emergency calls
3. Detecting and arresting offenders
4. Patrolling on foot
5. Patrolling in cars
6. Investigating crimes
7. Providing help and support to victims of crime
8. Using CCTV to monitor public areas
9. Policing traffic
10. Work with schools and young people

**PolPri0- [ASK ALL]  
PolPri9**

**SHOW CARD P5**

I am going to read out a number of different types of offence. I would like you to give me a number between 1 and 7 to show what priority you think the police in your area should give to tackling each offence. A score of 1 means you think the police should give a low priority to dealing with the crime and a score of 7 means you think the police should give a high priority to dealing with the crime.

1. Low priority
- 2.
- 3.
- 4.
- 5.
- 6.
7. High priority

**OFFENCE LIST**

1. Burglary
2. Vehicles being stolen/joyriding
3. Racial attacks/abuse
4. Drink driving
5. Speeding
6. Assault
7. Drug dealing
8. Muggings/ street robbery
9. Vandalism
10. Taking drugs

**PolDesc [ASK ALL]**

The following cards each contain a scale of 1 to 7, with a word that might be used to describe police officers at each end. For each show card, I would like you to give me a number from 1 to 7, which most closely matches YOUR view of police officers.

IF NECESSARY: We want to know your views of police officers, given your previous experience. We do NOT want to know what you think police officers SHOULD be like.

**SHUFFLE PACK P6**

Fair	1	2	3	4	5	6	7	Unfair
Narrow minded	1	2	3	4	5	6	7	Broad minded
Intelligent	1	2	3	4	5	6	7	Unintelligent
Sensitive	1	2	3	4	5	6	7	Insensitive
Forward thinking	1	2	3	4	5	6	7	Behind the times
Uncaring	1	2	3	4	5	6	7	Caring
Plenty of resources	1	2	3	4	5	6	7	Lacking resources
Honest	1	2	3	4	5	6	7	Dishonest
Racist	1	2	3	4	5	6	7	Non-Racist
Careful	1	2	3	4	5	6	7	Careless

**CJSEff1 [ASK ALL]**

**SHOW CARD P7**

Now a few questions about the Criminal Justice System. Thinking about the Criminal Justice System as a whole, that is, the police, courts, prison and probation services, please choose a phrase from this card to show how effective you think it is in.....  
reducing crime?

1. Very effective
2. Fairly effective
3. Not very effective
4. Not at all effective

**CJSEff2 [ASK ALL]**

**SHOW CARD P7**

And how effective do you think it is in.....  
dealing with young people accused of crime?

1. Very effective
2. Fairly effective
3. Not very effective
4. Not at all effective

**CrtAdm1 [ASK ALL]**

I'd now like to ask you some questions about the administration of the courts, that is the people who run the courts (rather than the people who pass sentences in the courts).

**SHOW CARD P8**

How good a job do you think the people who run the magistrates' courts are doing?

1. Excellent
2. Good
3. Fair
4. Poor
5. Very poor

**CrtAdm2 [ASK ALL]**

**SHOW CARD P8**

How good a job do you think the people who run the Crown Courts are doing?

1. Excellent
2. Good
3. Fair
4. Poor
5. Very poor

**CrtAdm3 [ASK ALL]**

**SHOW CARD P8**

And how good a job do you think the people who run the adult courts are doing?

1. Excellent
2. Good
3. Fair
4. Poor
5. Very poor

**NBurgPM [ASK ALL]**

The following question asks you to give an answer out of 100. If you are not sure about the number, please give your best guess.

Thinking about house burglary. Out of every 100 men aged 21 or over who are convicted of house burglary, how many do you think are sent to prison?

0..100

**NburgPF [ASK ALL]**

Out of every 100 women aged 21 or over who are convicted of house burglary, how many do you think are sent to prison?

0..100



**NGuilty1 [ASK ALL]**

Suppose two people – one man, one woman – each appear in court charged with a crime they did not commit. What do you think their chances are of being found guilty? Do you think...READ OUT

1. the man is more likely to be found guilty
2. they have the same chance
3. or the woman is more likely to be found guilty?
4. DO NOT READ OUT : It depends (on the court/on the judge/on the jury/etc.)
5. Don't know

**NGuilty2 [ASK ALL]**

Now suppose another two people – one white, one black – each appear in court charged with a crime they did not commit. What do you think their chances are of being found guilty? Do you think...READ OUT

1. the white person is more likely to be found guilty
2. they have the same chance
3. or the black person is more likely to be found guilty?
4. DO NOT READ OUT : It depends (on the court/on the judge/on the jury/etc.)
5. Don't know

**NGuilty3 [ASK ALL]**

Now suppose two people – one aged under 18, one aged over 18 – each appear in court charged with a crime they did not commit. What do you think their chances are of being found guilty? Do you think...READ OUT

1. the younger person is more likely to be found guilty
2. they have the same chance
3. or the older person is more likely to be found guilty?
4. DO NOT READ OUT : It depends (on the court/on the judge/on the jury/etc.)
5. Don't know

**NGuilty4 [ASK ALL]**

Now suppose two people from different backgrounds – one rich, one poor – each appear in court charged with a crime they did not commit. What do you think their chances are of being found guilty? Do you think...READ OUT

1. the rich person is more likely to be found guilty
2. they have the same chance
3. or the poor person is more likely to be found guilty?
4. DO NOT READ OUT : It depends (on the court/on the judge/on the jury/etc.)
5. Don't know

**Guilty1 [ASK ALL]**

Suppose two people – one male, one female – were each found guilty of the same crime at court. Who do you think would receive the tougher sentence? Do you think...READ OUT

1. the man would receive the tougher sentence
2. they would receive the same sentence
3. or the women would receive the tougher sentence?
4. DO NOT READ OUT : It depends (on the court/on the judge/on the jury/etc.)
5. Don't know

**Guilty2 [ASK ALL]**

Now suppose another two people – one white, one black – were each found guilty of the same crime at court. Who do you think would receive the tougher sentence? Do you think...READ OUT

1. the white person would receive the tougher sentence
2. they would receive the same sentence
3. or the black person would receive the tougher sentence?
4. DO NOT READ OUT : It depends (on the court/on the judge/on the jury/etc.)
5. Don't know

**Guilty3 [ASK ALL]**

Now suppose two people – one aged under 18, one aged over 18 – were each found guilty of the same crime at court. Who do you think who receive the tougher sentence? Do you think...READ OUT

1. the younger person would receive the tougher sentence
2. they would receive the same sentence
3. or the older person would receive the tougher sentence?
4. DO NOT READ OUT : It depends (on the court/on the judge/on the jury/etc.)
5. Don't know

**Guilty4 [ASK ALL]**

Now suppose another two people from different backgrounds – one rich, one poor – were each found guilty of the same crime at court. Who do you think who receive the tougher sentence? Do you think...READ OUT

2. the younger person would receive the tougher sentence
3. they would receive the same sentence
4. or the older person would receive the tougher sentence?
5. DO NOT READ OUT : It depends (on the court/on the judge/on the jury/etc.)
6. Don't know

**TypSentC0- [ASK ALL]  
TypSentC7**

**SHOWCARD P9a**

A man aged 23 was convicted of wounding a man in a wine bar. In an unprovoked attack, he pushed a pint glass into the victim's face causing cuts to his face that needed 44 stitches and resulted in permanent scarring. He had seven less serious previous convictions, including using threatening words and behaviour and two assaults. The man is considered to be at high risk of re-offending. He has subsequently shown remorse for his actions.

ALLOW RESPONDENT TIME TO READ SHOW CARD PROPERLY, THEN ASK:

**SHOW CARD P9b**

There are a number of possible sentences which could be imposed in this case.

Which type, or types, of sentence do you think the offender should receive?

DO NOT PROMPT. RECORD EACH MENTIONED IN ORDER (UP TO 8 MENTIONS).

CODE ALL THAT APPLY

1. Conditional discharge
2. Have to pay compensation
3. Fine
4. Probation
5. Community service order
6. Electronic tagging
7. Imprisonment
8. Other

**TypSntCO** [ASK IF (Other IN TypSntC)]

INTERVIEWER: RECORD OTHER ANSWER GIVEN

**PrSntC** [ASK IF (ANY TypSntC0 TO TypSntC7=Imprisonment)]

How long do you think the prison sentence should be?

1. In years only
2. In months only
3. In years and months

**PrSntCY** [ASK IF PrSntC = Year only OR Years and months]

CODE NUMBER OF YEARS  
0...30

**PrSntCM** [ASK IF PrSntC = Months only OR Years and months]

CODE NUMBER OF MONTHS  
0...30

**TypSntD0-  
TypSntD7**

[ASK ALL]

SHOW CARD **P9b**

And which type, or types, of sentence do you think the offender actually received? DO NOT PROMPT. RECORD EACH MENTIONED IN ORDER (UP TO 8 MENTIONS).  
CODE ALL THAT APPLY

1. Conditional discharge
2. Have to pay compensation
3. Fine
4. Probation
5. Community service order
6. Electronic tagging

7. Imprisonment
8. Other

**TypSntD0** [ASK IF (Other IN TypSntD)]

INTERVIEWER: RECORD OTHER ANSWER GIVEN

**PrSentD** [ASK IF (ANY TypSntD0 TO TypSntD7=Imprisonment)]

How long do you think the prison sentence was?

1. In years only
2. In months only
3. In years and months

**PrSentDY** [ASK IF PrSentD= Year only OR Years and months]

CODE NUMBER OF YEARS  
0...30

**PrSentDM** [ASK IF PrSentD = Months only OR Years and months]

CODE NUMBER OF MONTHS  
0...30

**CJSVictI** [ASK ALL]

INTERVIEWER : READ OUT

Lawyers who prosecute people accused of committing crimes act on behalf of the State in court proceedings. They do not act on behalf of the victim, though they do have to carefully consider the interests of victims. Before court proceedings begin, victims can expect to be told what will happen, and they can be accompanied by friends or relatives if they choose to attend.

**CJSVict1** [ASK ALL]

SHOW CARD P10

In view of this, how important do you think it is that victims should be invited to attend court even if they do not have to give evidence?

1. *Very important*
2. *Fairly important*
3. *Not very important*
4. *Not at all important*

**CJSVict2 [ASK ALL]**

**SHOW CARD P10**

And how important do you think it is that victims should have a reserved seat in the court during the case?

1. Very important
2. Fairly important
3. Not very important
4. Not at all important

**CJSVict3 [ASK ALL]**

**SHOW CARD P10**

And how important is it that victims should be allowed to sit next to the prosecuting lawyer during the case?

1. Very important
2. Fairly important
3. Not very important
4. Not at all important

**CJSVict4 [ASK ALL]**

**SHOW CARD P10**

How important is it that victims should be allowed to personally tell the court what effect the crime has had on them?

1. Very important
2. Fairly important
3. Not very important
4. Not at all important

**CJSVict5 [ASK ALL]**

**SHOW CARD P10**

And how important is it that victims should have a qualified lawyer to represent their interests during the case?

1. Very important
2. Fairly important
3. Not very important
4. Not at all important

**BurgAlar [ASK ALL]**

I now want to ask about some things people do to protect their homes against burglary.

Do you have a burglar alarm in your home? By a burglar alarm I mean a real alarm not a dummy alarm box.

1. Yes
2. No

**Deadlock [ASK ALL]**

Do you have double locks or deadlocks on the outside doors into your home?

1. Yes - on all
2. Yes - on some
3. No

**Chains [ASK ALL]**

Do you have security chains on the inside of the doors into your home?

1. Yes - on all
2. Yes - on some
3. No

**Daychain [ASK IF CHAINS =1 or CHAINS=2]**

SHOW CARD P11

Thinking about when you are in the house during the day, how regularly would you say the security chain is on?

1. Always
2. Usually
3. Some of the time
4. Rarely
5. Never
6. SPONTANEOUS Not applicable –Never at home during the day

**Nitchain** [ASK IF CHAINS =1 or CHAINS = 2]

**SHOW CARD P11**

And thinking about when you are in the house during the evening or at night, how regularly would you say the security chain is on?

1. Always
2. Usually
3. Some of the time
4. Rarely
5. Never
6. SPONTANEOUS Not applicable – never at home in the evening/at night

**Viewer** [ASK ALL]

Do you have a security viewer in the doors into your home so you can see who is at the door before opening it?

1. Yes - on all
2. Yes - on some
3. No – not necessary as have glass in doors
4. No

**Useview** [ASK ALL]

**SHOW CARD P11**

When someone calls at your home, do you check to see if you recognise the person calling before fully opening the door? (For example, by looking through a window, a security viewer in the door, through the letterbox, or by using a security chain).

1. Always
2. Usually
3. Some of the time
4. Rarely
5. Never



**Idcard [ASK ALL]**

**SHOW CARD P11**

When an official calls at your door, for example someone from the gas, electricity or water companies or a police officer do you check their identity cards/documentation before allowing them to enter?

1. Always
2. Usually
3. Some of the time
4. Rarely
5. Never

**Secyear0- [ASK ALL]  
Secyear9**

**SHOW CARD P12**

Now thinking about the last 12 months, that is since the first of October 1999 , in that time have you done any of the following? **CODE ALL THAT APPLY SET [10] OF**

1. Installed a burglar alarm
2. Installed a dummy alarm
3. Fitted double locks or deadlocks on outside doors into home
4. Fitted security chains/bolts on the doors into your home
5. Fitted window locks
6. Fitted indoor timer or sensor lights
7. Fitted outdoor timer or sensor lights
8. Fitted bars or grilles to windows
9. Security marked household property
10. Made other security improvements (Specify \_\_\_\_\_)
11. None of these

**Whysecy0- [ASK IF ANY 1-10 IN SECYEAR]  
Whysecy9**

What were the main reasons you decided to improve your home security in the last 12 months? **CODE ALL THAT APPLY  
DO NOT READ OUT SET [10] OF**

1. Own home was burgled
2. Friends/relatives home was burgled
3. Neighbours home was burgled
4. General increase in burglaries in local area
5. Home was going to be left empty (e.g., going on holiday)
6. To reduce insurance premiums

7. Advice from police/crime prevention officer
8. Advice in leaflets, papers, or on TV, radio or internet
9. Advertised/contacted by commercial businesses selling security devices
10. Other reasons (Specify \_\_\_\_\_)
11. None of these

**Ynosecy0- [ASK IF SECYEAR=11]**

**Ynosecy5**

You say that you have not made any home security improvements over the last 12 months. Why is this? CODE ALL THAT APPLY DO NOT READ OUT SET [6] OF

1. Home already as secure as it can be
2. Don't think home is at risk
3. Security measures are too expensive
4. Haven't got around to it yet
5. Can't be bothered
6. Other reason (Specify \_\_\_\_\_)

**LocArea0- [ASK ALL]**

**LocArea7**

**SHOW CARD P13**

I would now like to ask you some questions about your local area. By area, I mean within a 15 minute walk from your home. Choosing an answer from this card please indicate how much you agree or disagree with each of the following statements about your area.

1. Strongly agree
2. Tend to agree
3. Neither agree or disagree
4. Tend to disagree
5. Strongly disagree

**ATTITUDE STATEMENTS**

1. This area has a close, tight knit community
2. This area is a friendly place to live
3. This area is a place where local people look after each other
4. Most people who live in this area trust one another
5. You often see strangers in this area
6. I would be happy asking certain local people to keep an eye on my house and property

7. The people who live here can be relied upon to call the police if someone is acting suspiciously
8. If any of the children/ young people around here are causing trouble, local people will tell them off

**SocProb1 [ASK ALL]**

**SHOW CARD P14**

Looking at this card, which of these social issues would you say is the biggest problem in your area at the moment?

1. Unemployment
2. Crime
3. Provision of public transport
4. Drug misuse
5. Standards of housing
6. Provision of health services
7. Provision of education services
8. Lack of local amenities
9. Poverty
10. Racial abuse/attacks
11. Lack of facilities for young people
12. None of these
13. Don't know

**SocProb2 [ASK ALL]**

**SHOW CARD P14**

And which would you say is the next biggest problem?

1. Unemployment
2. Crime
3. Provision of public transport
4. Drug misuse
5. Standards of housing
6. Provision of health services
7. Provision of education services
8. Lack of local amenities
9. Poverty
10. Racial abuse/attacks
11. Lack of facilities for young people
12. None of these
13. Don't know

**AreaPrev [ASK ALL]**

**SHOW CARD P15**

This card lists some ideas for helping to prevent crime. Which one do you personally think would be most effective in reducing crime in your area?

1. Reduce unemployment
2. Less violence and crime on television
3. Mobile police stations
4. People making their property more secure
5. More CCTV
6. Parents taking responsibility for their children's actions
7. More schemes like Neighbourhood Watch
8. Send more offenders to prison
9. Firmer discipline in schools
10. More police on the beat

**LocAct0- [ASK ALL]**  
**LocAct5**

**SHOW CARD P16**

In the last 12 months, that is since the first of October 1999 have you taken any of the following actions in an attempt to solve a local problem?

CODE ALL THAT APPLY SET [6] OF

1. Written to a local newspaper
2. Contacted the appropriate organisation to deal with the problem, e.g. council
3. Contacted a local councillor or MP
4. Attended a public meeting or neighbourhood forum to discuss local issues
5. Attended a tenants or local residents group
6. Attended a protest meeting or joined an action group
7. SPONTANEOUS Thought about it but did not do it
8. None of these

**CarBeha0- [ASK ALL]**  
**CarBeha9**

**SHOW CARD P17**

I am going to read out a list of behaviours and I would like you to tell me how acceptable or unacceptable you think each behaviour is. A score of 1 means you think the behaviour is unacceptable and a score of 7 means it is acceptable, or you can use one of the numbers in between.

- 1 Unacceptable
- 2
- 3
- 4
- 5
- 6
- 7 Acceptable

**BEHAVIOUR STATEMENTS**

- 1. Driving without motor insurance
- 2. Using a hand held mobile phone whilst driving
- 3. Drinking and driving after two pints of beer
- 4. Not wearing a rear seat belt in the back of a car
- 5. Driving at 40 mph in a 30 mph zone
- 6. Parking on double yellow lines
- 7. Carrying on driving when tired
- 8. Riding in a car with a driver who has consumed two pints of beer
- 9. Parking in a disabled bay without a valid badge
- 10. Driving without a valid driving licence

**SpeedBeh [ASK IF 1-3 FOR “driving at 40 mph in a 30 mph zone” ABOVE]**

Do you think that the police should always prosecute those who drive at 40 mph in a 30 mph zone?

- 1. Yes
- 2. No
- 3. Depends

**BCS Dynamic Pilot Round 1**  
**Follow Up Section – Question Probing**

The following table provides some guidance for probing the follow up module of the pilot.

<b>Question name</b>	<b>Probe for...</b>	<b>Comments</b>
FamJoin	- Other words/phrases suggested by respondent?	
PolTask 1 – 3	- Does respondent answer question easily?  - Do they query any of the options?	
PolDesc	- <b>Timing</b> of question  - Want to know respondents' view of police officers (not what they think a police officer should be)  - Does the question work? - ease of understanding - shufflecards	
CrtAdm1 – 3	- Probe whether respondent grasps the idea of <i>administration</i> of the Crown Court and magistrates' courts  -Do they know the difference between the Crown Court and magistrates' courts?  -Understanding of phrase "adult courts"?  - Incidence of "don't know"	
NGuilty 1 – 4	- <b>Timing</b>  -How well does question work, e.g., does respondent ask for clarification of question  - Incidence of "it depends" and "don't know"	

Guilty 1- 4	<ul style="list-style-type: none"> <li>- <b>Timing</b></li> <li>- How well does question work</li> <li>- Incidence of “it depends” and “don’t know”</li> </ul>	
CJSVict1 –5	<ul style="list-style-type: none"> <li>- Probe whether respondent understands the issues contained in the introductory blurb, ie., that prosecutions are done on behalf of the State. We want to know whether they think that victims’ interests should be built into this system.</li> </ul>	
SocProb	<ul style="list-style-type: none"> <li>Is list exhaustive?</li> </ul>	
AreaPrev	<ul style="list-style-type: none"> <li>Do people understand the concepts, e.g mobile police stations, CCTV?</li> </ul>	
LocAct	<ul style="list-style-type: none"> <li>- Is list exhaustive?</li> <li>- What do respondents regard as local problems?</li> </ul>	

## **OBSERVING/PROBING INSTRUCTIONS FOR CALENDAR/INTRODUCTION SCREENS**

### **1. Observation and timing during the interview**

#### **@IntroCal**

- Does respondent seem to understand the explanation of what the calendar is for?
- Observe how interviewer hands over calendar (e.g. do they show both sides, explain the period it covers, explain what they are marking off and why, add any supplementary information not contained in the screener)
- How much interest does respondent show in calendar when given it? Do they ask any questions about the calendar at this stage?
- Observe during the whole screener section – do they look at the calendar in detail, glance at it, or pay no attention to it? Does the calendar seem to distract respondents in any way during the screener questions?

#### **@IntroV2**

- Observe how this screen reads – does it come across as long? Do respondents ask for any points of clarification? Do respondents seem to understand or do they lose track of what is being said? Do they ask for any clarification at any later point during the screener?

#### **Timing**

- Try to time from the end of CarTot until the beginning of MotTheft .

#### **@MarkCal**

- Observe how the calendar is marked up. How much interest does respondent take? Do they seem to be making an effort to remember dates/events accurately? What dates/events seem to be easiest for them to remember? Are there dates/events which are difficult to remember?
- Is there any spontaneous mention of the 'in the news events' at the top of the calendar?
- Note when interviewer asks about other events not mentioned on show card anything else that is spontaneously mentioned by respondent
- Once the exercise is completed do respondents seem to understand why they have been asked to do this? Do they ask any questions about it? If so, what responses does interviewer give.
- Observe how interviewer prompts respondent. How do they use the show card. Do they go through every date/event? How do they prompt for 'other' events not on the show card?
- Are there any 'style' issues which seem to make the calendar difficult to complete (eg. the way the calendar is laid out)?



## **After MarkCal**

- When respondents are asked about the exact dates (month) for each incident do they refer to the calendar at all, just glance at it, study it in detail? Note the dates given by respondents (to be put on calendar at probing stage).

## **Timing**

Try to measure the time taken from the end of DispVict through until the calendar is completed and moved on to the next question.

## **2. Probing after interview**

### **Purpose of calendar**

- Check what the respondent understood the purpose of the calendar to be – both non-victims who were simply given the calendar for reference and victims who were asked to complete the calendar.
- Ask whether they actually referred to it at any point during the interview other than at IntroCal and MarkCal

### **Non-victims**

- For non-victims, probe about how definite they are that they have experienced no incidents in the last 12 months. Probe with specific 'minor' incidents (e.g. damage to car – key scratched along the side; any graffiti on outside walls, fences, etc; any damage to garden (plants or bushes ripped up); any smashed window (non-accidental), etc. Does this prompt any recollection?
- Probe for a longer time period (e.g. last 2 years). If respondent has experienced a crime/incident in the last 2 years but not in the last year get them to estimate the date. How easy is this for them to do?

### **Content of calendar - Victims**

- Go through the various events and see how easy it was for the respondent to fill each date/period. Probe again whether there are any other events/dates in the last 12 months that the respondent identifies as 'memorable dates' and might want to add to the calendar.
- Were there any particular dates/events which were either difficult for respondents to remember or seemed likely to cause upset?
- How sure was the respondent about each date/event? Ask them to rate each date for its accuracy (ie. certain, fairly definite, reasonably sure, reasonable guess, etc.)

### **Revisiting the questionnaire - Victims**

- Mark the dates for each incident given by the respondent on the calendar in a spare line (i.e. so calendar now contains both memorable events/dates and dates of crimes/incidents). Examine the calendar with the respondent and ask them to confirm the dates of the crime(s). Note whether respondents always stick with the dates originally given or whether (and what) changes occur.

**APPENDIX K**

**SPECIFICATION FOR DIFFERENT WEIGHTS**

## SPECIFICATION FOR DIFFERENT WEIGHTS

Below we outline the way in which each set of weights summarised in Table 7.1 of were constructed.

### **K.1 2001 issued Type A sample**

These weights apply to core sample cases only and were calculated from a set of component weights as described below.

#### **$w_{1A}$ , weights to equalise unequal selection probabilities**

This was defined as:

$$w_{1Ai} = N_i/n_i ,$$

where  $N_i$  is the total number of delivery points in PFA  $i$  and  $n_i$  is the total number of addresses issued as part of the 2001 sample in the PFA. Since all the large PFA's were treated as a single stratum this means that all cases within these PFA's have the same value for  $w_{1A}$

#### **$w_{2A}$ , inner city weight.**

Addresses were divided into two strata ( $j=1,2$ ) on the basis of whether or not they were in sectors categorised as inner city. Sectors were designated as inner city or non-inner city as described in section 7.4.2.

$w_{2Aj}$  was calculated for Type A addresses as follows:

$$w_{2Aj} = (n^{A1}_j - d^{A1}_j) / m^{A1}_j \text{ where:}$$

- $n^{A1}_j$  is the total number of Type A addresses issued in sectors stratum  $j$  after weighting by  $w_{1Ai}$ ;
- $d^{A1}_j$  is the total number of Type A addresses that were issued in 2001 and were found to be deadwood addresses in stratum  $j$  after weighting by  $w_{1Ai}$ ; and
- $m^{A1}_j$  is the total number of Type A addresses that were issued in 2001 and at which interviews were eventually achieved (at any time, and not just in 2001) in stratum  $j$  after weighting by  $w_{1Ai}$ .

After  $w_{2Aj}$  had been calculated an adjustment factor was applied so that the Type A total after weighting by  $w_{1Ai} * w_{2Aj}$ , would equal the Type A total after weighting by  $w_{1Ai}$  alone. This was done by calculating an adjustment factor  $w_{2F}$  for Type A as follows:

$$w_{2F} = 1/(\text{mean value of } w_{2Aj}),$$

where the mean of  $w_{2Aj}$  is calculated after weighting by  $w_{1Ai}$ .

### **w<sub>3A</sub> , the dwelling unit weight**

This was defined as the number of dwelling units at the address from which interviewers made their selection.

### **w<sub>4A</sub> , the individual selection weight**

This was defined as the number of eligible individuals in the household from which interviewers made their selection.

### **Combining component weights and scaling the final core sample weight**

Weights were combined as follows to produce overall unscaled weights:

$$\text{Unscaled household weight} = w_{1A} * w_{2A} * w_{2F} * w_{3A}$$

$$\text{Unscaled individual weight} = w_{1A} * w_{2A} * w_{2F} * w_{3A} * w_{4A}$$

Each weight was examined and capped where necessary to reduce the effect of outliers. Weights were subsequently scaled to equalise issued and achieved sample sizes.

These weights were set to zero for the non-white sample.

The final 2001 Type A issued sample scaled weights are:

**Wtmhhas** (Type A household weight)

**Wtminas** (Type A individual weight)

## ***K.2 2001 issued sample core type B: no stratification by quarter***

These weights were calculated for all four 2001 quarters combined. They were constructed from a set of component weights as outlined below.

### **w<sub>1B1</sub> weight to equalise unequal selection probabilities**

This was defined as:

$$w_{1B1i} = N_i / n_i ,$$

where  $N_i$  is the total number of delivery points in the PFA stratum  $i$  and  $n_i$  is the total number of addresses issued as part of the 2001 sample in the PFA.

### **w<sub>2B1</sub>, inner city weight.**

Addresses were divided into two strata ( $j=1,2$ ) on the basis of whether or not they were in sectors categorised as inner city.

w<sub>2B1j</sub> was calculated as:

$w_{2B1j} = (n_{j}^{B1} - d_{j}^{B1}) / m_{j}^{B1}$  where:

- $n_{j}^{B1}$  is the total number of Type B addresses *issued* in sectors stratum j after weighting by  $w_{1B1i}$ ;
- $d_{j}^{B1}$  is the total number of Type B addresses that were issued in 2001 and were found to be deadwood addresses in stratum j after weighting by  $w_{1B1i}$ ; and
- $m_{j}^{B1}$  is the total number of Type B addresses that were issued in 2001 and at which interviews were eventually achieved (at any time, and not just in 2001) in stratum j after weighting by  $w_{1B1i}$ .

After  $w_{2B1j}$  had been calculated, an adjustment factor was applied so that the Type B total after weighting by  $w_{1B1i} * w_{2B1j}$ , would equal the Type B total after weighting by  $w_{1B1i}$  alone. This is done by calculating an adjustment factor  $w_{2F}$  for Type B as follows:

$$w_{2F} = 1 / (\text{mean value of } w_{2B1j}),$$

where the mean of  $w_{2B1j}$  is calculated after weighting by  $w_{1B1i}$ .

#### **$w_{B13}$ , the dwelling unit weight**

This was defined as the number of dwelling units at the address.

#### **$w_{B14}$ , the individual selection weight**

This was defined as the number of eligible individuals in the household.

#### **Combining component weights and scaling the final core sample weight**

Weights were combined as follows to produce overall unscaled weights:

$$\begin{aligned} \text{Unscaled household weight} &= w_{1B1} * w_{2B1} * w_{2F} * w_{B13} \\ \text{Unscaled individual weight} &= w_{1B1} * w_{2B1} * w_{2F} * w_{B13} * w_{B14} \end{aligned}$$

Extreme values of these weights were capped and scaled weights were calculated to equalise weighted and unweighted sample sizes.

These weights were set to zero for the non-white sample.

The final 2001 Type B issued sample with no stratification by quarter scaled weights are:

- Wtmhbb1s** (Type B household weight, no stratification)  
**Wtminb1s** (Type B individual weight, no stratification).

### **K.3 2001 Type B issued sample, with stratification by quarter**

These weights were similar to the previous weights, except that rather than treating 2001 as a single sample, the weights were calculated **separately** for each **quarter of issue**.

They were calculated from a set of component weights as described below.

#### **$w_{1B2}$ weights to equalise unequal selection probabilities (the PFA weight)**

This was defined as:

$$w_{1B2i} = N_i / n^{BQg}_i,$$

where  $N_i$  is the total number of delivery points in PFA stratum  $i$  and  $n^{BQg}_i$  is the total number of Type B addresses issued in the 2001 quarter  $g$  sample in the PFA (where  $g$  could take values 1, 2, 3, or 4).

#### **$w_{2B2}$ , inner city weight.**

Addresses were divided into two strata ( $j=1,2$ ) on the basis of whether or not they were in sectors categorised as inner city (see section 2 above for how sectors were categorised).

$w_{2B2j}$  was calculated as:

$$w_{2B2j} = (n^{BQg}_j - d^{BQg}_j) / m^{BQg}_j, \text{ where}$$

- $n^{BQg}_j$  is the total number of Type B addresses issued in stratum  $j$  in quarter  $g$  after weighting by  $w_{1B2i}$ ,
- $d^{BQg}_j$  is the total number of Type B addresses that were issued in stratum  $j$  in quarter  $g$  and were found to be deadwood after weighting by  $w_{1B2i}$ , and
- $m^{BQg}_j$  was the total number of Type B addresses issued in stratum  $j$  in quarter  $g$  at which interviews were eventually achieved (at any time, and not just in quarter  $g$ ) in after weighting by  $w_{1B2i}$ .

#### **$w_{3B2}$ , the dwelling unit weight**

This was defined as the number of dwelling units at the address.

#### **$w_{4B2}$ , the individual selection weight**

This was defined as the number of eligible individuals in the household.

#### **Combining component weights and scaling the final core sample weight**

Weights were combined as follows to produce overall unscaled weights:

$$\text{Unscaled household weight} = w_{1B2} * w_{2B2} * w_{3B2}$$

Unscaled individual weight =  $w_{1B2} * w_{2B2} * w_{3B2} * w_{4B2}$

Extreme values of these weights were capped and scaled weights were calculated to equalise weighted and unweighted sample sizes.

These weights were set to zero for the boost sample.

The final Type B scaled weights (with stratification by quarter) are:

**Wtmhbb2s** (Type B household weight, with quarter stratification)

**Wtminb2s** (Type B individual weight, with quarter stratification)

#### **K.4 2001 Type A and Type B issued sample, with quarter stratification**

These weights were calculated separately for each quarter.

**$w_{1AB}$ , weights to equalise unequal selection probabilities.**

This was defined as:

$$w_{1ABi} = N_i / n^{ABQg}_i,$$

where  $N_i$  was the total number of delivery points in the PFA stratum  $i$  and  $n^{ABQg}_i$  was the total number of addresses issued in the 2001 quarter  $g$  sample in the PFA (where  $g$  can take values 1, 2, 3, or 4.)

Note that for this exercise **all type A addresses were included in quarter 1.**

**$w_{2AB}$ , inner city weight.**

The sample can be divided into two strata ( $j=1,2$ ) on the basis of the inner-city variable.

$w_{2ABj}$  was calculated as:

$$w_{2ABj} = (n^{AB}_j - d^{AB}_j) / m^{AB}_j$$

where:

- $n^{AB}_j$  is the total number of Type A and Type B addresses issued in stratum  $j$  in quarter  $g$  after weighting by  $w_{1ABi}$ ;
- $d^{AB}_j$  is the total number of Type A and Type B addresses issued in stratum  $j$  in quarter  $g$  that were found to be deadwood addresses after weighting by  $w_{1ABi}$ , and
- $m^{AB}_j$  is the total number of Type A and Type B addresses issued in stratum  $j$  in quarter  $g$  and at which interviews were eventually achieved (at any time, and not just in quarter  $g$ ) after weighting by  $w_{1ABi}$ .



### **$W_{3AB}$ , the dwelling unit weight**

This was defined as the number of dwelling units at the address.

### **$W_{4AB}$ , the individual selection weight**

This was defined as the number of eligible individuals in the household.

### **Combining component weights and scaling the final core sample weight**

Weights were combined as follows to produce overall unscaled weights:

$$\begin{aligned} \text{unscaled household weight} &= w_{1ABi} * w_{2ABj} * w_{3AB} \\ \text{unscaled individual weight} &= w_{1ABi} * w_{2ABj} * w_{3AB} * w_{4AB} \end{aligned}$$

Extreme values of these weights were capped and scaled weights were calculated to equalise weighted and unweighted sample sizes.

These weights were set to zero for the boost sample.

The final Type A and B scaled weights (with stratification by quarter) are:

**WtmhhABs** (Type A and B household weight, with stratification by quarter)

**WtminABs** (Type A and B individual weight, with stratification by quarter).

## **K.5 2001 issued non-white sample**

These were calculated for all non-white respondents from addresses issued in 2001 irrespective of whether they were part of the core sample or were sampled via the non-white boost sample. These weights were set to zero for all white respondents.

### **$w_{INW}$ , weights to equalise unequal selection probabilities**

Addresses in each PFA were divided into 2 strata depending on the concentration of the non-white population as follows:

Stratum 1: PSUs containing at least 0.6% non-white households.

Stratum 2: PSUs containing less than 0.6% non-white households

Next it was necessary to calculate weights that took into account the fact that different numbers of addresses were screened around core sample addresses in different periods of fieldwork. This was done as described below.

First the proportion of sampled 2001 addresses (including both Type A and Type B) that were issued in different time periods were defined as follows:

Issued in Jan-June =  $f_{JJ}$ ;  
 Issued in July-September =  $f_{JS}$ ;  
 Issued in October - December =  $f_{OD}$ ;

Next, the following quantities were defined:

$n_{PFA}$  = Total 2001 issued sample size for PFA;  
 $N_{PFA}$  = Total number of PAF addresses in PFA (using sample frame from which 2001 sample was selected)

The probability of selection  $P(NW)$  was then calculated separately in stratum 1 and stratum 2 in each PFA.

In stratum 1, in each PFA:

$$P(NW) = (n_{PFA} / N_{PFA}) * (3 f_{JJ} + 5 f_{JS} + 7 f_{OD})$$

In stratum 2 in each PFA:

$$P(NW) = (n_{PFA} / N_{PFA}) * (3 f_{JJ} + 3 f_{JS} + 4 f_{OD})$$

The address probability weight  $w_{1NW}$  was then calculated as:

$$w_{1NW} = 1/P(NW)$$

### **$w_{3NW}$ , Dwelling unit weight**

This was defined differently for the core and boost sample members:

- for the core sample this was defined as the number of dwelling units at the address;
- for the boost sample it was defined as the number of dwelling units containing one or more eligible non-white person at the address.

### **$w_{4NW}$ , Individual selection weight**

This was defined differently for the core and boost sample members:

- for the core sample this was defined as the number of individuals aged 16 or over in the household;
- for the boost sample it was defined as the number of *eligible non-white* individuals aged 16 or over in the household.

### **Combining component weights**

Unscaled design weights were calculated as:

$$W_{hhNWu} = w_{1NW} * w_{3NW}$$

$$W_{tinNWu} = w_{1NW} * w_{3NW} * w_{4NW}$$

Extreme values of these weights were capped. Weights were scaled to equalise weighted and unweighted achieved non-white sample size for 2001 Resultant scaled design weights were:

**WthhNWs** (2001 issued non-white household weight)  
**WtinNWs** (2001 issued non-white individual weight)

## **K.6 2001/2002 financial year achieved sample core type B**

These weights apply to sample members interviewed between April 2001 and March 2002. Initial weights were calculated separately for addresses issued in 2001 and for addresses issued in 2002.

### *Calculation of initial weights*

For addresses sampled in 2001 (even if interviewed in 2002) wtmhbb2u and wtminb2u (calculated as described in section L.3 above) were used as initial weights.

For addresses issued in 2002 initial weights were calculated as described below.

### **W<sub>1-2002</sub> PFA weight**

In order to calculate address weights it was first necessary to calculate the address probability for each primary sampling unit (PSU) in the sample. 2002 addresses were sampled in two different ways: either through the rotated sample procedures or through the fresh sample procedures. Thus for each address it was necessary to take account not only of the probability associated with the method by which it was actually sampled but also the probability associated with the method by which it was not but might have been selected. Thus for every 2002 address we had to take account of the rotated sample address selection probability (Paddrot) and the fresh sample address selection probability (Paddfresh).

### *Calculation of Paddrot*

The combined Type A and B address selection probability was calculated separately for each quarter in each PFA as:

$$p_i^{AB} = n^{ABQg}_i / N_i$$

where  $N_i$  was the total number of delivery points in PFA stratum  $i$  and  $n^{ABQg}_i$  was the total number of addresses issued in the 2001 quarter  $g$  sample in the PFA (where  $g$  could take values 1, 2, 3, or 4). (Note that for this exercise all type A addresses were included in quarter 1.)

Next the PAF change adjustment factor,  $f_{\text{pafadj}}$ , was calculated, where  $f_{\text{pafadj}} = (\text{2001 PAF count for PSU}^1) / (\text{2002 PAF count for PSU}^1)$ .

---

<sup>1</sup> where 2001/ 2002 PAF refers to the version of PAF used to draw the sample for the two years of BCS.

Paddrot was then calculated as:  $Paddrot = (f_{pafadj} * p_i^{AB} * \text{no. PSUs rotated to 2002}) / (\text{no. PSUs used in 2001})$ .

### *Calculation of Paddfresh*

This was calculated as:

$Paddfresh = n_i^{Q5} / N_i$  where  $N_i$  was the total number delivery points in PFA<sup>2</sup> stratum  $i$  and  $n_i^{Q5}$  was the total number of addresses sampled for the *first quarter 2002 fresh sample* in each PFA.

Because the sampling method ensured that no address could be include in both rotated and fresh samples the 2001 address probability reduced to:

$$p_{1-2002} = Paddrot + Paddfresh$$

2002 address weight  $w_{1-2002}$  was calculated as:

$$\begin{aligned} w_{1-2002} &= 1 / p_{1-2002} \\ &= 1 / (Paddrot + Paddfresh). \end{aligned}$$

### **W<sub>2-2002</sub>, Inner city weight**

Because full 2002 response information was not available at the time these weights were calculated this was estimated from the four 2001 Type B sample quarterly inner city weights ( $w_{2Bj}$ ) as shown below.

For inner city areas and for non-inner city areas separately:

$$w_{2-2002j} = 4 / ((1/w_2^{BQ1j}) + (1/w_2^{BQ2j}) + (1/w_2^{BQ3j}) + (1/w_2^{BQ4j})),$$

where  $w_2^{BQ1j} \dots w_2^{BQ4j}$  were values of  $w_2^B$  calculated separately for quarters 1 to 4 in 2001.

### **w<sub>3-2002</sub>, the dwelling unit weight**

This was defined as the number of dwelling units at the address.

### **w<sub>4-2002</sub>, the individual selection weight**

This was defined as the number of eligible individuals in the household.

### **Combining component weights and scaling the final core sample weight**

Unscaled weights were calculated as:

$$\begin{aligned} w_{tm2hhu} &= w_{1-2002} * w_{2-2002} * w_{3-2002} \\ w_{tm2inu} &= w_{1-2002} * w_{2-2002} * w_{3-2002} * w_{4-2002} \end{aligned}$$

---

<sup>2</sup> Using the 2002 sample version of PAF

Extreme values of these weights were capped and weights were scaled to equalise unweighted and weighted sample sizes.

These were used as quarter 1 preliminary weights:

wtm2hhu (household weight);  
wtm2inu (individual weight).

### **Combining quarters**

Application of the scaled quarterly weights described in the foregoing produced weighted quarterly sample sizes equal to the respective unweighted quarterly sample sizes. As sample sizes varied significantly across quarters (because of the sample design), this meant that these weights are not suitable for analyses that combine quarters.

For analyses that combine data from more than one quarter, it was necessary to calculate further weights that equalised the sizes of the component quarters' achieved samples. Calculation of these is described below.

### **Combined quarters unscaled probability weights**

Next wthhbun and wtinbun were defined as shown below.

For 2001 Type B sample:

wthhbun = wtmbhhu  
wtinbun = wtmbinu

For the 2002Q1 sample:

wthhbun = wtm2hhu  
wtinbun = wtm2inu

### *Scaling to quarter of interview*

The above unscaled weights were scaled in order to equalise numbers of achieved interviews per quarter. The weighted achieved sample size was set at 9,250 per quarter (the quarterly target number of interviews for the core sample).

For type B analyses:

WthhBsc = wthhbun \*(9,250/(quarterly achieved total after weighting by wthhbun))  
WtinBsc = wtinbun\*(9,250/(quarterly achieved total after weighting by wtinbun))

(Note: in the above, interviews were allocated to the *quarter in which the interview was conducted*, not the quarter in which the corresponding address was issued.)

### *Application of weights*

For analyses based on quarter of interview using Type B interviews only *wthhbsc* should be used for household variables and *windbbsc* should be used for individual variables.

(It should be noted that these weights are not appropriate for analyses based on quarter of issue rather than on quarter in which interviews were achieved.)

## **K.7 2001/2002 financial year achieved non-white sample**

These were calculated for all non-white respondents irrespective of whether they were part of the core sample or were sampled via the non-white boost sample. These weights were set to zero for all white sample members.

Note that these weights were calculated only for respondents for whom interviews were achieved between 1 April 2001 and 31 March 2002. Their weights were set to zero for interviews achieved outside this time period.

### **Sample issued in 2001**

Addresses in each PFA were divided into 2 strata depending on the concentration of the non-white population:

Stratum 1: PSUs containing at least 0.6% non-white households  
Stratum 2: PSUs containing less than 0.6% non-white households

Next it was necessary to calculate weights that took into account the fact that different numbers of addresses were screened around core sample addresses in different periods of fieldwork.

This was done as described below.

First the proportion of sampled 2001 addresses (including both Type A and Type B) that were issued in different time periods were defined as follows:

Issued in Jan-June =  $f_{JJ}$ ;  
Issued in July-September =  $f_{JS}$ ;  
Issued in October - December =  $f_{OD}$ ;

Next, the following quantities were defined:

$n_{PFA}$  = total 2001 issued sample size for PFA;

$N_{PFA}$  = total number of PAF addresses in PFA (using sample frame from which 2001 sample was selected)

The probability of selection  $P(NW)$  was then calculated separately in stratum 1 and stratum 2 in each PFA.

In stratum 1, in each PFA:

$$P(NW) = (n_{PFA} / N_{PFA}) * (3 f_{JJ} + 5 f_{JS} + 7 f_{OD})$$

In stratum 2 in each PFA:

$$P(NW) = (n_{PFA} / N_{PFA}) * (3 f_{JJ} + 3 f_{JS} + 4 f_{OD})$$

The address address probability weight  $w_{1NW}$  was then calculated as:

$$w_{1NW} = 1/P(NW)$$

Sample issued in 2002

These weights applied to all non-white respondents identified from sample issued in the first quarter 2002 (January - March). These are to be calculated for non-white respondents identified through both core and boost samples.

PSUs were divided into two strata:

- Stratum 1      PSUs containing at least 0.6% non-white households
- Stratum 2      PSUs containing less than 0.6% non-white household

The probability of selection  $P(NW)$  was then calculated separately in stratum 1 and stratum 2 in each PFA.

In stratum 1:

$$P(NW) = 4 * (Paddrot + (5 * Paddfresh))$$

In stratum 2:

$$P(NW) = 4 * (Paddrot + (3 * Paddfresh))$$

(Where Paddrot and Paddfresh were calculated as described in section L.5 above.

The address probability weight  $w_{1NW}$  was calculated as :

$$w_{1NW} = 1/P(NW).$$

### **W<sub>3NW</sub>, Dwelling unit weight**

For core sample addresses, this was defined as the number of dwelling units at the address; for non-white boost sample addresses it was defined as the number of dwelling units containing one or more eligible non-white individual.

### **W<sub>4NW</sub>, Individual selection weight**

For core sample addresses, this was defined as the number of individuals aged 16+ in the household; for non-white boost sample addresses it was defined as the number of eligible non-white individuals aged 16+ in the household.

### **Combining component weights**

Unscaled design weights were calculated as:

$$W_{thhNWu} = w_{1NW} * w_{3NW}$$

$$W_{tinNWu} = w_{1NW} * w_{3NW} * w_{4NW}$$

Extreme values of these weights were capped

Weights were scaled to equalise weighted and unweighted achieved non-white sample size for the period April 2001 to March 2002 inclusive. Resultant scaled design weights were:

**W<sub>thhNWsc</sub>** (2001/2 achieved non-white household weight)

**W<sub>tinNWsc</sub>** (2001/2 achieved non-white individual weight)

It should be noted that these design weights were further adjusted by the Home Office in an attempt to reduce the impact of non-response. These additional weights adjusted the ethnic group, age and regional distributions of the achieved BCS sample using Labour Force Survey figures.

## **K.8 2001/2002 financial year achieved sample interviews with people aged 16-24**

These weights were calculated for all Type B young people aged 16-24 in the core sample and in the youth boost sample. They were not calculated for young people in the non-white boost sample and were not calculated for Type A young person interviews.

The unscaled household weight (with stratification by quarter) was used as a starting point. From it, the unscaled young person weight (YPwtbu) was calculated in two different ways depending on the month in which the address was issued.

If the address was issued between April and June 2001 or in March 2002 (i.e. months in which there was no youth boost taking place), *YPwtbu* was calculated as:



$$YP_{wtbu} = w_{tm bbbu} * n,$$

where  $n$  = number of adults in household

If issued between July 2001 and Feb 2002  $YP_{wtbu}$  calculated as:

$$YP_{wtbu} = w_{tm bbbu} * r,$$

where  $r$  = number of individuals aged between 16 and 24 in household.

Weights were capped to remove extreme values and were then scaled to equalise weighted and unweighted sample sizes.

Analyses of young persons interviewed between April 2001 and March 2002 should use **YPwtbu** as a weight.

### **K.9 2001/2002 financial year achieved sample interviews with non-white people aged 16-24**

These weights are for analyses based upon non-white young people interviewed between April 2001 and March 2002 inclusive. These young people may have been sampled as part of the core sample or as part of the non-white boost. They may also have been selected as part of the normal random adult selection procedures or as part of the youth boost selection procedures. **These weights were calculated for Type B interviews only.**

Note that these weights are suitable for analyses of non-white young people. They do not allow non-white young people to be combined in analyses with other young people.

The non-white household financial year unscaled weight ( $W_{thhNWsc}$ ) was used as the starting point.

Thereafter the weights were calculated in essentially the same way as the 2001/2002 young people weights. Procedures are described below.

The unscaled non-white young person weight ( $EYP_{wtbu}$ ) was calculated in two different ways depending on month address was issued.

If issued between April and June 2001 or in March 2002,  $EYP_{wtbu}$  was calculated as:

$$EYP_{wtbu} = W_{des}(EM)_{uHH} * n,$$

where  $n$  was the number of non-white adults in households for the non-white boost sample and was the total number of adults in the household for core sample addresses.

If issued between July 2001 and Feb 2002  $EYP_{wtbu}$  was calculated as:

$$EYPwtbu = W_{des}(EM)_{nHH} * r,$$

where  $r$  was the number of non-white individuals aged between 16 and 24 in the household for non-white boost sample addresses and was the total number of individuals aged between 16 and 24 in the household for core sample addresses.

Extreme values of weights were capped and the weights were then scaled to equalise weighted and unweighted sample sizes.

Analyses of non-white young persons interviewed between April 2001 and March 2002 should use **EYPwtbu** as a weight.