

Families and Children Study (FACS) 2008, Wave 10

Technical Report

Dan Philo, Clare Tait and John D'Souza

Families and Children Study
(FACS) 2008, Wave 10

Technical Report

Dan Philo, Clare Tait and John D'Souza

Prepared for the Department for Work and Pensions

September 2010

P2805

Contents

List of tables.....	iv
List of figures.....	iv
ACKNOWLEDGEMENTS	v
1 INTRODUCTION.....	6
2 SAMPLE DESIGN AND SELECTION PROCEDURES	8
2.1 Sample Design (Wave 1, 1999).....	8
2.1.1 Sampling procedures for 2000 to 2006	8
2.1.2 Sampling procedures for 2007	9
2.2 Sampling procedures for 2008.....	9
2.2.1 Panel sample 2008.....	9
2.2.2 Not Issued 2008.....	11
2.2.3 Booster sample 2008.....	11
2.3 Respondent selection for interview.....	12
2.4 Incentives for participating	13
3 DEVELOPMENT WORK.....	14
3.1 Scope of development work	14
3.2 CAPI testing.....	14
4 FIELDWORK	15
4.1 Sample for 2008 (Wave 10).....	15
4.2 Opt-out letter from the DWP	15
4.3 Advance letter from the National Centre.....	15
4.4 Briefing and interviewer numbers	16
4.5 Fieldwork progress	16
4.6 Interviewer workload.....	17
4.7 Re-issuing of cases	18
4.8 Fieldwork quality control procedures	18
4.8.1 Interview conduct.....	18
5 SUMMARY OF OVERALL RESPONSE.....	19
5.1 FACS response rates	19
5.2 Details of response in 2008 (Wave 10).....	19
5.2.1 Overall response rate	19
5.2.2 Non-contact with sample members	20
5.2.3 Refusal to participate in the study	20
5.2.4 Reasons for non-interview with contacted eligible families	20
5.3 Regional response variations	22
5.4 Child self-completion questionnaire.....	22
5.5 Partner interview.....	23
5.6 Comparing cross-sectional response rates over time, FACS Waves 1 to 10.....	24
5.7 FACS longitudinal response rate (1999 to 2008).....	25
5.7.1 Attrition analysis (Wave 9 to Wave 10).....	25
5.7.2 Panel attrition analysis (Wave 1 to Wave 10).....	26
5.7.3 Demographic profile of the FACS panel.....	28
Table 5.8 cont.....	32
6 WEIGHTS AND IMPUTATION	33
6.1 Weights for longitudinal respondents.....	33
6.1.1 Balanced panel weights.....	34

6.1.2	Paired transitions weights.....	36
6.2	Cross-sectional and grossing weights	37
6.2.1	Introduction	37
6.2.2	Grossing-up	37
6.3	Imputation	39
6.3.1	Approaches to imputing missing data.....	40
6.3.2	Imputing FACS 2008 data	41
7	CODING, EDITING AND CHECKING OF DATA.....	45
7.1	Introduction	45
7.2	Checks in the CAPI program	45
7.3	Editing and coding the questionnaire.....	45
7.3.1	Coding of open and 'other specify' questions.....	46
7.4	Data checks	46
7.5	Data availability.....	47
	BIBLIOGRAPHY	48
APPENDIX A	MAIN FIELDWORK DOCUMENTS	49
APPENDIX B	EDITING AND CODING DOCUMENTS.....	104
APPENDIX C	FIELDWORK QUESTIONNAIRE	207

List of tables

Table 2.1	Summary of Screen Outcomes.....	10
Table 2.2	Summary of Opt-in Outcomes	10
Table 4.1	Date of last visit by interviewer to household.....	16
Table 4.2	Average duration of interview, by type of interview	17
Table 4.3	Average number of calls made by interviewers, by productive and unproductive interviews	18
Table 5.1	Wave 10 summary of yield by sample type	21
Table 5.2	Child self-completion questionnaire response rates, by sample type.....	23
Table 5.3	Outcome of partner interview, by sample type	23
Table 5.4	Productive interviews at each wave of FACS by sample type.....	24
Table 5.5	Panel Attrition 2007 to 2008 for those interviewed in 2007	25
Table 5.6	Longitudinal response as a percentage size of the original cohort, and of each waves' interviewed sample size	27
Table 5.7	Profile of respondents in 1999 and 2008 (excluding childless and non- selected households)	29
Table 5.8	Profile of respondents in 2001 and 2008 excluding childless and non- selected households)	31
Table 6.1	Tax credit control totals.....	38
Table 6.2	Effects of cross-sectional and grossing weights 2008 (families with dependent children)	39
Table 6.3	Methods of imputation used.....	42
Table 7.1	Number of verbatim questions in FACS 2008	46

List of figures

Figure 5.1	Response rates by country	22
Figure 5.2	FACS yearly panel response rates, as a percentage of original cohort	26

ACKNOWLEDGEMENTS

The authors would like to thank Sue Corbett for her invaluable computing expertise and the Pink Team at Brentwood, for managing fieldwork and data processing. Thanks also to other members of the research team at NatCen: Natalie Maplethorpe, and Anne Conolly. A huge thank you is also due to the interviewers who worked on this study, without whom it would not have been successful, and to the respondents who gave so freely of their time.

We would also like to thank Stephen McKay at the University of Birmingham, and Robert Lilly and Hannah Jones at the Department for Work and Pensions for their advice and support.

The Families and Children Study (FACS) is commissioned by the Department for Work and Pensions (DWP), and sponsored by the Department for Children Schools and Families (DCSF) – now the Department for Education – and the Department for Transport (DfT). We would like to thank these organisations for their continuing support of the study.

1 INTRODUCTION

This is a report on the research methods used in the Families and Children Study (FACS) 2008, Wave 10 (FACS was formerly known as SOLIF¹). The study followed on from the baseline survey conducted in 1999 and the surveys conducted in 2000 to 2007. In 2008, the National Centre for Social Research was the lead organisation for the survey and took responsibility for determining the design of the sample, conducting fieldwork, and coding and editing of data. Along with researchers at the Department for Work and Pensions, the National Centre for Social Research was also responsible for reporting the results. Responsibility for the content of the questionnaire was shared between the Department for Work and Pensions and other sponsoring government departments. Throughout the process our colleague Stephen McKay at the University of Birmingham has provided invaluable advice on many aspects of the study's design and fieldwork.

FACS covers a range of topics including: health; disability and caring; education; income; childcare; child maintenance; housing; transport; and labour market activity. FACS is commissioned and managed by the Department for Work and Pensions (DWP) and is co-sponsored by Department for Children, Schools and Families (DCSF)², and Department for Transport (DfT). Within DWP FACS is primarily used to generate evidence in relation to child poverty and welfare to work policies for families, and in relation to childcare and child support.

The policy implications of FACS are particularly significant in light of government's set objectives. There are long-term targets to eradicate child poverty by 2020 and to reduce child poverty by half by 2010, as well as objectives to increase the proportion of households (particularly lone parents) in paid work. This study provides data which enables us to measure the impact of government policies on reducing childhood poverty and promoting work incentives.

In the first two years the study focused on lower income families with children³, however from 2001, the study expanded to cover all families with children, irrespective of their income. For the 2007 survey, however, the issued sample size was reduced (see Conolly et al, 2009 for full details). The panel element of the 2008 survey sampling was therefore based on this reduced sample size.

In the 2008 (Wave 10) study, the sample continued to incorporate a mix of *panel* and *booster* sample:

The *panel sample* was comprised of families who had entered the study in a previous year – from 1999 to 2007 – and were to be re-interviewed.

The *booster sample* was comprised of number of new families who were added to the sample in order to restore its representativeness of all families at the time the sample for Wave 10 was drawn. Interviewers carried out a short doorstep screening exercise with all cases to ensure that the family has at least one dependent child.

¹ Survey of Low-Income Families.

² Formerly known as the Department for Education and Skills (DfES); now the Department for Education.

³ The survey covered all lone parents and low-income couples in 1999; all lone parents and low / moderate-income couples in 2000.

The structure of the interview was as follows:

- CAPI interview with the main respondent
- Self-completion questionnaire for children aged 11 to 15

Unlike the previous Waves, in which main respondent's partner, if around, was also interviewed, Wave 10 only utilised a short proxy survey of the partners from the main respondents. Therefore, no partners were directly interviewed.

In total, interviews were conducted in 5,891 families. In addition, 2,291 child self-completion questionnaires were received.

The remainder of this report focuses on the CAPI development process, fieldwork and data processing procedures. Chapter 2 describes the sample design. Developmental work on the survey and the conducting of fieldwork are described in chapters 3 and 4. Attrition analysis and detailed response rates are documented in chapter 5, and chapter 6 describes the derivation of weights. Chapter 7 describes the procedures for the editing, coding and checking of data.

2 SAMPLE DESIGN AND SELECTION PROCEDURES

2.1 Sample Design (Wave 1, 1999)

The dual objectives of the initial sample design were to provide a representative sample of Britain's low-income families, while at the same time generating a sample of sufficient size for a longitudinal study.

Five types of families with dependent children were of particular interest. Thus the 1999 (Wave 1) sample was designed to generate sufficient numbers of each family type to enable detailed sub-group analyses. These five groups were:

- all lone parents, irrespective of their income;
- out of work couples (defined as those not in paid work or those working fewer than 16 hours per week) with dependent children;
- those in work and receiving Family Credit (FC);
- those in work whose wages were low enough to qualify for Family Credit, but who were not claiming it ('Eligible non-recipients' or ENRs);
- those in work who had wages a little above the qualifying levels for Family Credit, but who might well qualify if they suffered a dip in income, or had another child, for example.

Child Benefit (ChB) records were used as the sampling frame from which the above groups could be identified. These records were considered to be a reliable source for identifying a representative sample of families with dependent children living in Great Britain.⁴

2.1.1 Sampling procedures for 2000 to 2006

Sampling procedures for 2000 and 2001 were based on the product of the previous year's outcomes together with sample checking. Generally cases which were productive at the previous wave, and had given permission to be re-contacted in the next wave of the survey were issued to the field. In addition, a screening procedure was carried out in the first two waves of the survey, in order to screen out families with higher incomes. Where a family was screened out in 1999, the case was generally re-issued in 2000 as eligible for that year's screening exercise.

In 2001 (Wave 3) no screening exercise was carried out, as the sample was expanded to include all families with children, regardless of income level. This meant that - unless there was a reason not to issue the case - those families previously screened out were issued as part of the sample.

Reasons for not issuing potential sample members in 2000 to 2006 included: refusal to participate at a previous wave; moved outside area; refusal for re-contact; partial interview; DWP exclusion code applied⁵; no dependent children in the household at last wave; and address not traced and no new address found in sample checking.

⁴ Further details of the 1999 sample design can be found in the FACS 1999 Technical Report (Woodland and Collins, 2001).

⁵ For death of a child in the family.

2.1.2 Sampling procedures for 2007

Significant changes were made to the sampling method in FACS 2007 (Wave 9), in particular the overall sample size was reduced to 7,109 cases compared to 8,939 in 2006 (Wave 8).

The intention of the sample reduction was to allow for FACS to continue with a focus on groups of families of particular interest. In order to achieve the sample reduction the following processes were applied to the panel sample:

- Families with no dependent children were identified and not issued.
- Families in certain priority categories (see below) were automatically selected.
 - lone parents
 - families with an equivalised income 70% below the median
 - families with at least one disabled adult or child resident
 - families with a living absent parent
 - large families (defined as those with 3 or more dependent children)
- Among the remainder panel families a random sample was selected.

At Wave 9, 6,147 panel cases were selected to be issued and 1018⁶ cases were selected to be in the booster sample⁷.

2.2 Sampling procedures for 2008

As with wave 9, the intention at Wave 10 was to have a reduced panel sample with the focus on the priority groups and as with previous waves, include a booster sample.

2.2.1 Panel sample 2008

The first stage of the Wave 10 sample selection was to identify those panel families without dependent children as these were not to be issued to interviewers. This was done by carrying out a pre-screening exercise over the telephone.

Screening for dependent children

In FACS 2008 (Wave 10), dependent children were defined as those:

- aged 0 to 15, or
- aged 16, 17, 18 or 19 and in full-time further education (that is at college or 6th form but not including studying for a degree)
- aged 16, 17, 18 or 19 and NOT studying for a degree-level qualification AND NOT receiving a regular wage or salary

Families with a youngest child ages between 16 and 19 were identified (based on the information collected at Wave 9) and a telephone screening exercise was carried out in order to establish which cases had no dependent children. Those with no dependent children were not issued. Not all those families could be contacted by telephone and others were unsure about the future activity status of their children (e.g. if they were waiting for exam results). In such families, cases were issued to interviewers and a further screening

⁶ This figure is pre opt-out

⁷ More details about the sampling procedures used in Wave 9 can be found in the Wave 9 Technical Report (Connolly, A et al. 2009)

exercise was carried out on the doorstep. Table 2.1 below shows the outcomes of the screening exercise.

Table 2.1 Summary of Screen Outcomes

<i>Telephone screen outcome</i>	<i>Numbers</i>	<i>Percentage</i>
Total issued to telephone unit	511	
Productive cases	448	88%
Family has dependent child/ren or unsure if dependent child/ren	383	85%
Family has no dependent children	65	15%
Unproductive cases	63	12%
Refusal to interviewer	4	6%
Non-contact	47	75%
Other unproductive	12	19%

Opt in-Procedure

An opt-in procedure was carried out in order to limit panel attrition by inviting some panel cases – that had taken part previously and then refused to take part again – to opt back in to the study. As this was an opt-in procedure, respondents needed to give a positive agreement to an interviewer contacting them.

The opt-in procedure was carried out on the telephone by interviewers from the *NatCen* Telephone Unit and took place during July 2008 at the same time as the screening exercise for dependent children. Telephone interviewers were given written instructions about the exercise.

Cases were checked to see if they had a telephone using the information given by the respondent at the last interview, or using telephone number lookup software⁸. After checking, 320 cases with a telephone number were issued to the telephone unit.

The number of productive outcomes from the opt-in process is shown in Table 2.2 below. A productive outcome means the respondent gave agreement for a field interviewer to make contact. Overall, the opt-in was successful in 35 per cent of cases.

Table 2.2 Summary of Opt-in Outcomes

<i>Telephone opt-in outcome</i>	<i>Numbers</i>	<i>Percentage</i>
Total issued to telephone unit	320	
Ineligible (no dependent children)	6	2%
Productives (agreed to recontact and had dependent children)	113	35%
Unproductive	201	63%

⁸ Wave 6 was the first time the telephone number look up software was used to check the opt-in sample.

Finally, we can consider the outcomes of those who were issued to field. Of the 113 productive opt-ins, 72 went on to have an interview at the mainstage (64 per cent).

2.2.2 Not Issued 2008

Each year of the study a proportion of potential panel sample members are not issued. The reasons for non-issue were varied, and decisions were made on a case by case basis where necessary. In certain situations a case was subject to an address check, and the result of the check determined whether it was issued or not. The following gives a summary of the reasons for non-issue.

Those not issued in 2008 included those who:

- *Opted out at some point between 1999 and 2007;*
- *DWP exclusion code applied at some point between 1999 and 2007;*
- *Refusal at some point between 2000 and 2007 (booster cases only);*
- *Refusal 1999, (not issued 2000 to 2007);*
- *No interview 1999 and 2000 and no dependent children at some point between 2001 to 2007 (rescreen cases only);*
- *No interview 1999 to 2006, no contact/refusal 2007;*
- *Interviewed 1999, no contact/refusal 2000 to 2007, no new address 2008;*
- *Duplicate case between 2002 and 2007;*
- *Issued to opt-in 2008, unproductive or no telephone number.*

Issued Panel Sample

Following the screening, opt-in exercises and the removal cases as outlined above a total of 6,093 panel cases (5980 panel and 113 panel opt-in) were identified as being eligible to be issued in 2008.

Unlike Wave 9, there was no need to reduce the size of the issued sample at Wave 10 so all these panel cases were issued to the interviewers.

2.2.3 Booster sample 2008

In a household panel survey, by following up the individuals originally interviewed, it is possible to maintain a sample that is representative of households in each subsequent year. The process is, in practice, not perfect. Migration (inwards and outwards) means the system is not fully closed. There may also be differences in attrition from the survey that are too difficult to fully take account of by weighting.

FACS is not a household panel, it is a sample of Child Benefit recipients - broadly speaking the units sampled consist of a recipient (usually the mother), and her children. Whilst there

is clearly an emphasis on the longitudinal conclusions to be drawn from FACS, it is also desired to approximate to a representative sample of Child Benefit recipients in each year.

The main way that Child Benefit recipients are 'created' in the sampled areas is through women giving birth to their first child and then claiming Child Benefit. An alternative way in which families may enter our eligible population is if they are existing Child Benefit recipients who move into one of the sampled areas.

In any year there are around 600,000 births, approximately half to existing families and half to new families. From a population of 7 million families, around 4.3 per cent are therefore added each year. Since around 100 families were originally selected in each sampling area, we selected 4 in-movers to Child Benefit to add to the sample.

The number of families entering given postcode sectors (these are known as the Postcode Sampling Units or PSUs) over time is not certain, but it should be possible to form a judgement based on following FACS families between survey waves. It was decided to add 3 families to each area as a reasonable starting point. It is known that around 11 per cent of households moved in the last year (Survey of English Housing). However, many such moves are local and need not imply moving from one postcode sector to another (more than half move less than 5 miles). Moreover, some movers in this group will overlap with new births. The figure of four movers, representing around four per cent of the original Child Benefit sample, will need to be compared with rates of moving observed in FACS.

In addition to the main booster sample, a small number of cases which had been issued previously were selected as booster re-entry cases. Specifically, these cases were:

- *No contact at some point between 1999 and 2007, new address found in original postcode sector in 2008*

A total of 1313⁹ cases were selected to be in the booster sample and an additional 9 booster re-entry cases were added and issued as part of the booster sample.

Interviewers carried out a short doorstep screening exercise with all cases to ensure that the family has at least one dependent child.

2.3 Respondent selection for interview

The FACS sample is in essence a named respondent sample with the names and addresses selected at random from Child Benefit records. In FACS, the intention is for the main respondent to be female, and usually the 'mother' or 'mother figure' in the household. In most cases this is the named recipient of the Child Benefit payment. The main exception to this rule was where there was no 'mother figure' in the household, in which case the interviewer was instructed to interview the 'father figure' as the main respondent.

Panel addresses

Interviewers were instructed to attempt to interview the person that was interviewed in the previous wave. To cover situations where there had been a change in the family circumstances, a set of rules were designed to guide the interviewer. These instructions were as follows.

If the named respondent from the previous wave had left the household – the person who was interviewed depended on what had happened to the children. Interviewers were

⁹ This figure is pre opt-out

instructed to follow the children, therefore, if they had left with their mother, the interviewer was to attempt to find where they had gone to and conduct the interview accordingly. Where they (the children) are split equally between the new parents, the interviewer had to follow whoever did the interview in the previous wave.

If the named respondent from the previous wave had died - if the named respondent died, but their partner was still alive and was in the household in the previous wave, the interviewer was instructed to interview the partner from the previous wave as the main respondent. If the named respondent was a lone parent in the previous wave, or both parents had died, no interview was conducted, even if the guardian(s) of the child(ren) could be traced.

If there were no children in the household – if the children had left the household (e.g. gone to university, living elsewhere) interviewers were instructed not to conduct an interview. In previous years, a final interview was carried out with families for the first year of having no dependent children.

Re-entry and booster addresses

Interviewers were instructed that the main respondent would always be female (usually the child's mother). The only exception to this rule is where there is no 'mother figure' in the household, in which case interviewers were instructed to interview the 'father figure' as the main respondent. Interviewers were advised where possible to conduct the screening interview with the main respondent, so that if eligible they could go straight into the main interview.

If parents were recently separated - Child Benefit records may not have been up-dated as yet to reflect this change. Thus the father may have been the named recipient yet the mother and children no longer live with him. Interviewers were instructed to follow up the parent with whom the children are now living; if the children are split between both parents to follow up the mother (or mother figure).

2.4 Incentives for participating

Based on results from other panel surveys, the FACS research team along with the sponsoring departments decided that panel members – families that were interviewed in a previous wave – would receive a £10 incentive for continued participation in the survey. The reason for making such a payment was basically to attempt to limit panel attrition, that is, the loss of families participating in subsequent waves. It was seen as a reward for the burden placed on the respondent who was asked to give around 60 minutes of their time again.

As introduced in Wave 6, the £10 voucher was also given to booster cases that were interviewed in this wave.

The payments were made directly to the main respondent¹⁰ and were in the form of a gift voucher. The vouchers were handed over by the interviewer, usually at the end of the interview.

¹⁰ A voucher was still payable irrespective of whether the main respondent had changed between different waves of the study.

3 DEVELOPMENT WORK

3.1 Scope of development work

No major changes to the questionnaire or survey design were intended at Wave 10 and as such no cognitive testing or piloting was conducted. The questionnaire remained the same as for Wave 9 apart from very minor changes e.g. interviewer prompts. The mode of interviewing remained constant.

3.2 CAPI testing

The questionnaire was thoroughly tested using Blaise, the programming language used for computer assisted interviewing, to ensure that it performed well. In particular, the following aspects of the questionnaire were tested:

- The accuracy and sense of questionnaire wording and response options;
- The accuracy of the show card references;
- Appropriate instructions to interviewers were included, where required, in the standard format (i.e. in block capitals) or in help screens;
- The accuracy of existing range and consistency checks and the identification of additional checks to be programmed;
- That the questionnaire coped with different scenarios correctly, that is to say that any routing, range or consistency checks were appropriate for all foreseeable circumstances.

4 FIELDWORK

4.1 Sample for 2008 (Wave 10)

The issued sample for 2008 was made up of the following cases:

- 6,093 panel cases (of which 113 were from the opt in procedure);
- 1,207 booster cases (of which 9 were booster re-entry cases¹¹)

4.2 Opt-out letter from the DWP

All cases in the booster sample were sent a letter giving them an opportunity to opt out of the survey. This is a standard procedure used when a sample is drawn from benefit records, and means that only the addresses of sample members who have not opted out are issued to interviewers to contact. The letter stressed that this was a genuine research project and that any information provided by respondents would be treated in strict confidence. A copy of the opt-out letter is included in Appendix A.

Families in the panel and opt-in samples did not receive an opt-out letter in 2008 as they had participated in the opt-out exercise in their first contact with the survey.

NatCen carried out the opt-out procedure this year (this had been conducted by staff from the IAD information Centre at DWP at wave 7). 1,313 cases were selected from the child benefit records and a total of 115 cases (nine per cent) contacted NatCen within the specified time period, by telephone, letter or email to opt-out of the survey.

Previous opt out rates have been 11.8 per cent in 1999 (Wave 1), 10.1 per cent in 2000 (Wave 2), 8.8 per cent in 2001 (Wave 3), 10.3 per cent in 2002 (Wave 4), 11.1 per cent in 2003 (Wave 5), 9.3 per cent in 2004 (Wave 6) and 10.0 per cent in 2005 (Wave 7) 5.0 per cent in 2006 (Wave 8) and 6.0 per cent in 2007 (Wave 9).

After removing those cases that opted-out during the specified time period from the in-scope sample, 7,300 cases were issued to interviewers. These were split between the different sample types as follows:

- 83 per cent (6,093) panel sample (including the 113 from the opt in procedure);
- 17 per cent (1,207) booster sample (excluding the 115 from the opt out procedure)

4.3 Advance letter from the National Centre

An advance letter was sent to all panel and booster cases notifying them that they were about to be contacted by an interviewer from the National Centre. The interviewers sent the letters themselves rather than centrally, the intent being to minimise the amount of time between the respondent receiving the letter and the interviewer calling at the address. Different letters were sent according to the sample type. Interviewers could distinguish between the letters by looking at the bottom right hand corner of the letter. A circled **P** indicated that the letter was to be sent to a panel address, a circled **B** indicated a booster address. Copies of these letters appear in Appendix A.

Interviewers were also given a 'mover letter' for panel sample types. This letter is designed to collect new address details of the named respondent, if the interviewer finds that they

¹¹ See section 2.2.2 for explanation of booster re-entry cases

have moved and the new occupant is unwilling to pass on a forwarding address. The letter is given to the new occupant to post to the named respondent on behalf of the National Centre. The letter asks the named respondent to provide details of their new address either by calling a free phone number or by using the form provided with the letter. Copies of these letters also appear in Appendix A.

4.4 Briefing and interviewer numbers

A series of 22 briefing sessions were held between the 2nd September and 18th September 2008. As in Wave 9, in Wave 10 there were two types of briefings; seven 'Full' one day briefings for interviewers new to the study or those interviewers who did not work on the last wave and fifteen 'Refresher' half day briefings for those interviewers who worked on the study in 2007. National Centre researchers, in conjunction with officials from DWP, conducted the briefings.

Six of the briefings were held in London with the remainder taking place in Bristol (3), Derby (2), Glasgow (2), Leeds (3), Manchester (3), Birmingham (1), and Brentwood (2). In total, 278 interviewers were briefed and worked on the study. All were trained members of the *National Centre's* interviewing panel.

4.5 Fieldwork progress

After attending one of the briefings, interviewers immediately commenced work. Fieldwork lasted for a total of 26 weeks. The majority of the interviewer workload was completed in a three-month period with 83 per cent being returned to the office before the end of December.

As illustrated in Table 4.1 there was some difference in the progress by sample type with 86 per cent of the panel cases being covered by December compared with 69 per cent of the booster cases as the booster cases were not issued to the interviewers until later October 2008.

Table 4.1 Date of last visit by interviewer to household

<i>Work completed by the end of ...</i>	<i>Panel %</i>	<i>Booster %</i>	<i>All %</i>	<i>All (count)</i>
September	10.8	0.0	9.0	657
October	44.4	1.0	37.2	2718
November	22.2	51.2	27.0	1972
December	8.6	17.1	10.0	733
January	6.7	12.0	7.6	555
February	6.5	17.3	8.3	604
March	0.6	0.8	0.6	47
Date of return missing	0.1	0.6	0.2	14
<i>Base: All issued addresses</i>	<i>6093</i>	<i>1207</i>	<i>100</i>	<i>7300</i>

Once contact with a household had been made, the final output relating to that case was transmitted to the *National Centre's* Brentwood office by the interviewers via telephone modem. The outcome code¹² for each case was integrated into a database that was

¹² An outcome code is a three-digit number that classifies the result of contact with each case. The code summarises information about the case, such as its eligibility to the study and the outcome of interview. The outcome code is recorded on the Address Record Form (ARF).

essentially the sample file for the survey. With this information, fieldwork progress could be updated on a daily basis.

This information, broken down by sample type, was reported on a weekly basis to DWP officials. An example of this output is included in Appendix A.

Using this information the researchers were able to identify potential problems with fieldwork. This data influenced decisions about re-issuing unproductive cases and was used to inform the quality control exercise.

4.6 Interviewer workload

The mean number of productive interviews carried out per interviewer was 20 with 76 being the maximum.

The average **duration** of each interview is shown in Table 4.2¹³.

Table 4.2 Average duration of interview, by type of interview

	<i>Panel</i>		<i>Booster</i>		<i>All</i>	
	Mean	Median	Mean	Median	Mean	Median
Lone Parent household	57	52	65	58	58	52
Couple households – main respondent & proxy partner interview	56	50	60	52	57	51
- main respondent interview, no proxy partner interview ¹⁴	75	49	63	63	73	56
Total	56	52	61	54	57	51

The mean interview length was 57 minutes and the median was 51 minutes, an decrease of 1 minute on the medium interview length in 2007. Of all productive interviews, just over 6 per cent lasted 90 minutes or more, a similar proportion to those over 90 minutes in 2007.

Data relating to the number of calls¹⁵ required by an interviewer to complete a productive interview were collected. In 74 per cent of cases, more than one call was required to complete a productive interview, compared with 79 per cent of cases in wave 9. The average number of calls made to achieve a productive interview was 2.7 and the median 2.0. The average number of calls made to achieve a productive interview was slightly lower for panel cases (2.7 for panel vs. 3.5 for booster cases).

Table 4.3 shows that the average number of calls is greater for unproductive interviews compared to productive which is consistent with previous waves of FACS. These results

¹³ Separate interview lengths were not available for both the main and proxy partner interviews. Outliers at the top and bottom of the distribution have been recoded to fall within the range of 14 to 200 minutes. Further to this those with incomplete interview data or incomplete computed time data were also excluded from this calculation. This affected 9 cases.

¹⁴ Note that there were only 14 cases so median is more representative of interview length for this group.

¹⁵ This covers personal visits made by interviewers to the household.

show that interviewers work consistently hard year on year to achieve the maximum number of productive interviews.

Table 4.3 Average number of calls made by interviewers, by productive and unproductive interviews

	<i>Panel</i>	<i>Booster</i>	<i>All</i>
	Mean	Mean	Mean
Productive interviews	2.7	3.5	2.8
Unproductive interviews	3.4	3.4	3.4

4.7 Re-issuing of cases

During the course of fieldwork a small number of “returned” cases were re-issued to interviewers. This is standard practice on *National Centre* projects.

In total, 245 cases were sent back to interviewers. From the 245 cases re-issued, productive interviews were achieved in 34 per cent, or 83 households.

4.8 Fieldwork quality control procedures

As with all surveys conducted by the *National Centre*, a programme of back checking interviewer work was undertaken. In addition to checking the quality of the interviews, there was also a desire to validate the screening exercise.

4.8.1 Interview conduct

Periodically throughout fieldwork, random subsets of respondents were telephoned to check that the interviews were conducted correctly. If they could not be contacted by telephone, they were sent a postal questionnaire. The total number selected amounted to 12 per cent of those interviewed. Each ‘main’ respondent selected was thanked for their co-operation and invited to comment on the survey and the way it was carried out.

648 respondents were selected for telephone contact and of these, 596 were contacted. A further 52 respondents were sent a postal questionnaire with 20 returning this. In total, 10 per cent of those interviewed were successfully checked and in all cases respondents confirmed that the interview had been conducted correctly.

5 SUMMARY OF OVERALL RESPONSE

5.1 FACS response rates

The FACS cross-sectional response rate for any one year is calculated as the proportion of eligible families¹⁶ who gave a productive main interview in that years' survey. By measuring those who took part and those who did not, we gain an insight into the representativeness of FACS findings in comparison with the whole population of families with dependent children.

The FACS longitudinal response rate (also called the panel sample retention rate) is the proportion of respondents who took part in one year who were also interviewed in future waves. For example, it calculates the likelihood of a family with children, first interviewed in Wave 1 (1999) participating again in Wave 2 (2002), or the probability of a family interviewed in 2001 providing a productive interview again in 2005.

5.2 Details of response in 2008 (Wave 10)

5.2.1 Overall response rate

The overall response rate, that is the proportion of (eligible) families who took part in a main interview, can be presented in a number of ways. Two alternative response rates are discussed below:

- The **contact rate** is calculated by dividing the number of addresses contacted by interviewers by the number of issued addresses. The contact rate is an indicator of the quality of the contact details from the sampling frames. The contact rate was very high amongst both the panel sample (94 per cent) and booster sample (83 per cent).
- The **co-operation rate** describes how many of those respondents who were contacted agreed to take part in a main interview. Those who could not be contacted or were ineligible are excluded from the calculation. The number of families participating in a main interview is divided by the number of addresses contacted by the interviewer (the contact rate).

The initial selected sample consisted of 7,300 families. This included 6,093 panel cases and 1,207 booster cases. Of these 7,181 were eligible for interview. In total there were 5,891 completed interviews representing an overall response rate of 82 per cent. In other words, 18 per cent of eligible respondents were not interviewed in this wave. Of the eligible panel families (respondents in previous waves) 87 per cent took part while 59 per cent of eligible booster (new) cases provided a productive interview. The co-operation rate to main interview was also higher among the panel sample, compared to the booster sample, with 91 per cent providing a productive interview compared to 70 per cent (Table 5.1).

¹⁶ An eligible family is defined as one with a respondent who has a dependent child living in his/her place of residence. In previous waves of the study panel families were eligible for interview for one year after no dependent children remained in the household. In Wave 9 (2007), however, this rule changed so that only families with dependent children were eligible.

5.2.2 Non-contact with sample members

Table 5.1 also provides a detailed breakdown of response to the survey. In total, 573 families from the initial sample could not be contacted, representing eight per cent of the sample. This was because, either the respondent had moved but provided no follow-up address (seven per cent of addresses), or the respondent could not be contacted after four calls (one per cent). As might be expected, the non-contact rate was higher for new (booster) cases compared to panel cases, 17 per cent of booster addresses were unproductive through non-contact, compared to six per cent of the panel.

Measures were taken to try to reduce the number of non-contacts prior to issuing the sample. Panel families were sent a newsletter of findings together with a 'Change of Address' card asking them to let us know if they moved. In addition, when supplied by the respondent at a previous interview, interviewers had the name and contact details of a 'stable' person who could be contacted if trying to trace a panel respondent. All cases from the 2007 sample (panel) where the outcome was a non-contact or an untraced mover were sent to the DWP who checked against Child benefit records and provided up-dated addresses. Booster cases came from Child Benefit records. Where interviewers were able to establish that the named person had moved from the sampled address, they were asked to try to obtain a follow-up address from the present occupants. If they were successful, the named person would be followed up.

5.2.3 Refusal to participate in the study

Refusals to participate in the survey are defined as refusals **prior to the interviewer establishing whether the household is eligible for the survey** and are considered to be distinct from refusals of eligible respondents. There were four categories of refusal to participate in the survey.

- Opt-outs;
- Late opt-outs (those people who contacted the NatCen opt out phone line or the DWP after the cut off date specified in the opt-out letter);
- HQ refusals (those people who contacted the NatCen offices); and
- Refusal of information about the occupants of the sampled address to the interviewer.

Of those families contacted, the overall refusal rate to participate in the survey was one per cent of the overall initial sample (Table 5.1). A further 119 cases (two per cent) were found, upon contact, to be ineligible to participate in the study.

5.2.4 Reasons for non-interview with contacted eligible families

Contacted non-productive cases can be split into two groups – those due to a refusal and those where an interview did not occur for some other reason.

Across all samples there were 521 refusals by eligible respondents, which represents eight per cent of those contacted from the sample. The majority of these refusals were personal refusals by the respondent to the interviewer (332 cases). There were a small number of cases (42) where another resident of the household refused on behalf of an eligible respondent. The remaining refusals were broken appointments where the interviewer was unable to re-contact the respondent – 147 cases. In a further 103 cases (just over one per cent of the sample) a main interview could not be carried out for reasons other than refusal (Table 5.1).

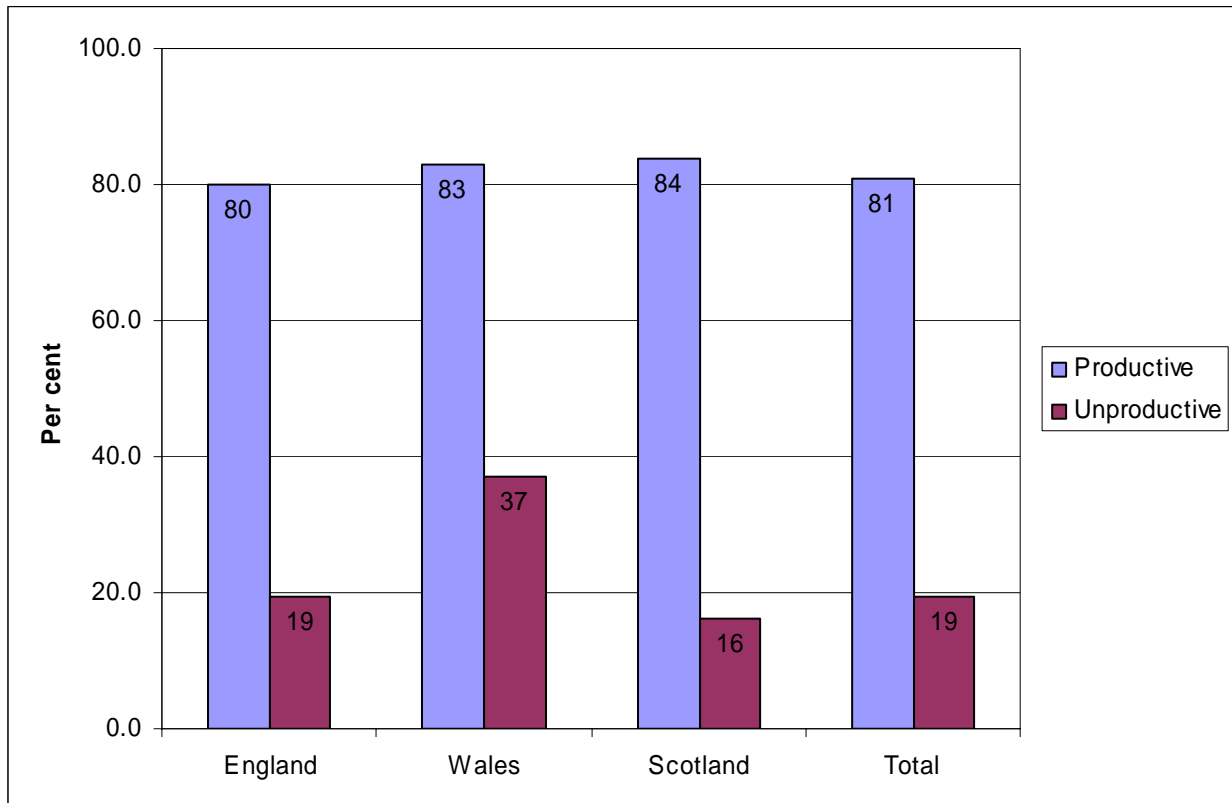
Table 5.1 Wave 10 summary of yield by sample type

	All	% of all (includes ineligible)	% of those contacted	Panel*	% of all (includes ineligible)	% of those contacted	Booster	% of all (includes ineligible)	% of those contacted
<i>Issued Sample</i>	7300	100		6093	100		1207	100	
<i>Non contact with sample member</i>									
Address inaccessible	2	0.0		0	0.0		2	0.2	
No contact after 4+ calls	77	1.1		39	0.6		38	3.1	
Mover address not known	484	6.6		316	5.2		168	13.9	
Other non contact	10	0.1		9			1		
<i>Contact made at address</i>	6727	92.2		5729	94.0		998	82.7	
<i>Ineligible</i>									
Other non-eligible	119	1.6	1.8	106	1.7	1.9	13	1.1	1.3
<i>Refusal to participate in the survey</i>									
Late opt out	6	0.1	0.1	1	0.0	0.0	5	0.4	0.5
Refusal to National Centre Office	75	1.0	1.1	43	0.7	0.8	32	2.7	3.2
Refusal of info about occupants	12	0.2	0.2	6	0.1	0.1	6	0.5	0.6
<i>Total refusal of eligible respondents</i>									
Refusal in person	332	4.5	4.9	202	3.3	3.5	130	10.8	13.0
Refusal by proxy	42	0.6	0.6	19	0.3	0.3	23	1.9	2.3
Broken appointment no recontact	147	2.0	2.2	100	1.6	1.7	47	3.9	4.7
<i>Total other reasons for no interview with eligible respondent</i>									
Ill/ away during fieldwork	25	0.3	0.4	17	0.3	0.3	8	0.7	0.8
Inadequate English/ senile	9	0.1	0.1	3	0.0	0.1	6	0.5	0.6
	69	0.9	1.0	44	0.7	0.8	25	2.1	2.5
<i>Main interview achieved</i>	5888	80.7	87.5	5187	85.1	90.5	701	58.1	70.2
	3	0.0	0.0	1	0.0	0.0	2	0.2	0.2

5.3 Regional response variations

Figure 5.1 summarises survey outcomes across England, Wales and Scotland. Overall, the rate of productive interviews achieved was highest in England and Wales (81 and 84 per cent respectively). Wales had a rather lower productive interview rates (63 per cent).

Figure 5.1 Response rates by country



5.4 Child self-completion questionnaire

This year was the fifth wave of FACS in which a child self-completion questionnaire was included¹⁷. All children aged 11-15 were eligible to receive a self-completion, which covered issues of activities in spare time, school life, and opinions about the local neighbourhood and the family.

The self-completion booklet was either given to the child at the same time as the main interview or left with the respondent for the child to complete later. Self-completions were then either returned to the office by the interviewer (collected at the end of the interview or on a return visit) or by the respondent.

¹⁷A child self-completion was included in 2003 to 2008, excluding 2005.

Table 5.2 shows that of 2,728 children who were eligible to receive the questionnaire, nearly all agreed to complete the questionnaire. Of these, 87 per cent were returned to the office. The rate of returned questionnaires was higher among panel cases than booster cases (87 per cent compared to 75 per cent).

Table 5.2 Child self-completion questionnaire response rates, by sample type

	Sample type		
	Panel	Booster	All
Children aged 11-15	2535	193	2728
Agreed to self-completion	2440	180	2620
% of 11-15 year olds	96%	93%	96%
Returned self-completions	2146	145	2291
% of those agreeing	88%	81%	87%
% of 11-15 year olds	85%	75%	84%

5.5 Partner interview

Interviews were conducted with two distinct types of family, lone parents and couples. In summary:

- Three in ten (30 per cent) interviews were with lone parent families; seven in ten (70 per cent) were with couples.

In previous years a short interview was carried out directly with the partner. In cases where this was not possible a short proxy partner interview was carried out with the main respondent.

In Wave 10 (2008) DWP specified that all partner interviews would be carried out in proxy. In the vast majority of couple households (over 99 per cent) a proxy interview was obtained (Table 5.3).

Table 5.3 Outcome of partner interview, by sample type

	Panel		Booster		All	
	n	%	n	%	n	%
Productive	3588	100%	531	120%	4190	101%
Unproductive	12	0%	2	0%	14	0%
Total	3600	100%	533	100%	4204	100%

The proxy partner interview collects a few key pieces of information about the partner:

- Current or recent work status;
- Earnings;
- Industrial and occupational classification data; and
- Qualifications.

5.6 Comparing cross-sectional response rates over time, FACS Waves 1 to 10

With the exception of the first wave of FACS in 1999, the overall response rate to the surveys has remained relatively constant. Around four-fifths of eligible families provided a productive interview between waves 2 and 6, with a slight increase in response in waves 7 to 9 (all 84 per cent). This is shown in Table 5.4. The panel response rate over FACS has remained consistently between 83 per cent and 88 per cent. The booster response rate has fluctuated between 50 per cent in Wave 2 and 65 per cent in Wave 7. The relatively high response in the last four waves of booster cases could be due to the fact that, starting in Wave 6, new respondents were also offered a £10 incentive to participate in the study, where previously only the panel sample received an incentive payment.

The FACS sample also contains a re-screen sample, from Waves 2 to 4¹⁸, and an opt-in panel sample from Waves 5 to 10. The rescreen sample response rate has varied between 36 per cent in Wave 2 to 70 per cent in Wave 3, when the rescreen sample contained those higher income families who were previously ineligible in Waves 1 and 2 (Table 5.3).

Over the eight waves of FACS, measures have been taken to try to reduce the number of non-contacts (respondents who cannot be traced) prior to issuing the sample. From Wave 5, when supplied by the respondent at a previous interview, interviewers had the name and contact details of a 'stable' person who could be contacted if trying to trace a panel respondent. In Waves 6 to 10 panel families were sent a newsletter of findings or Thank you card together with a 'Change of Address' card asking them to inform NatGen if they moved house.

Table 5.4 Productive interviews at each wave of FACS by sample type

Wave	Panel productive interview		Booster productive interview		Opt-in / rescreen productive interview		Overall	
	Per cent	Count	Per cent	count	Per cent	count	Per cent	count
1	n/a	n/a	50	4,659	n/a	n/a	50	4,659
2	83	4,092	50	474	36	686	78	5,252
3	84	4,671	56	727	70	3,143	80	8,541
4	84	6,919	59	811	59	153	80	7,883
5	87	6,846	56	767	65	133	82	7,746
6	84	6,578	60	803	58	90	80	7,471
7	87	6,773	65	782	57	102	84	7,657
8	88	6,577	62	771	54	116	84	7,464
9	88	5,149	63	603	60	69	84	5,821
10	87	5,116	59	703	64	72	82	5,891

¹⁸ The rescreen sample contains those families who were ineligible to participate in FACS in waves 1 and 2 (likely because their family income was too high) who became eligible to participate when the sample was redrawn in wave 3.

5.7 FACS longitudinal response rate (1999 to 2008)

The same respondents are interviewed every year in FACS as part of a panel sample. This provides valuable longitudinal data on changes in family circumstances as well as a yearly snapshot of family characteristics. However, as with any other panel study (for example, the British Household Panel Survey, BHPS) there can be problems with respondents dropping out of the sample (termed “attrition”) leading to the panel becoming either too small or unrepresentative of the total population. A further concern with the FACS panel is the “ageing out” of the sample. An eligibility criteria of FACS is that a family must have a dependent child¹⁹ to participate. It is expected that a certain number of families will become ineligible to participate as their children grow older or leave the household. The rate of ageing out in FACS has been estimated at 3.5 per cent of families each year (McKay, 2003).

5.7.1 Attrition analysis (Wave 9 to Wave 10)

Table 5.5 shows that of the 5,821 productive interviews conducted in 2007 an interview was conducted in 5,034 or 87 per cent of cases in 2008. Of the cases that were eligible to take part in 2008, 90 percent had a productive interview.

Of the eligible cases, non-contact with the address was the largest contributor to panel attrition this year, representing five per cent of those who were successfully interviewed in 2007 and eligible in 2008. This was followed by refusals to the interviewer (four per cent).

Table 5.5 Panel Attrition 2007 to 2008 for those interviewed in 2007

	Count	Percent of 2007 productives	Percent of 2007 productives who were eligible in 2008
Productive interview in 2007	5821	100.0%	
Of which:			
Not issued in W10	139	2.4%	
Issued but ineligible	99	1.7%	
Productive interview in 2008	5034	86.5%	90.2%
Unproductive in 2008			
Refusal	227	3.9%	4.1%
Non-contact	290	5.0%	5.2%
Other unproductive	30	0.5%	0.5%

¹⁹ Defined as a child in the household, who is under 16, or 18 and under, and in full time education. defined as any child aged 16 years or under, or aged 17 to 19 and in full time further education, or aged 17 and on a training scheme.

5.7.2 Panel attrition analysis (Wave 1 to Wave 10)

Table 5.6 shows that between waves one to seven there were similar attrition rates amongst yearly panel cohorts in FACS. On average, around one fifth of respondents drop out after the first year, followed by roughly seven per cent of cases in years thereafter.

In Wave 9 (2007) the attrition pattern is somewhat different due to the reduction in overall sample size. In 2007 we see a steeper drop in the proportion of panel cases with a productive interview. A large part of this is because cases were not issued in the sample. Figure 5.2 shows this pattern for each yearly cohort of the FACS panel sample.

Figure 5.2 FACS yearly panel response rates, as a percentage of original cohort

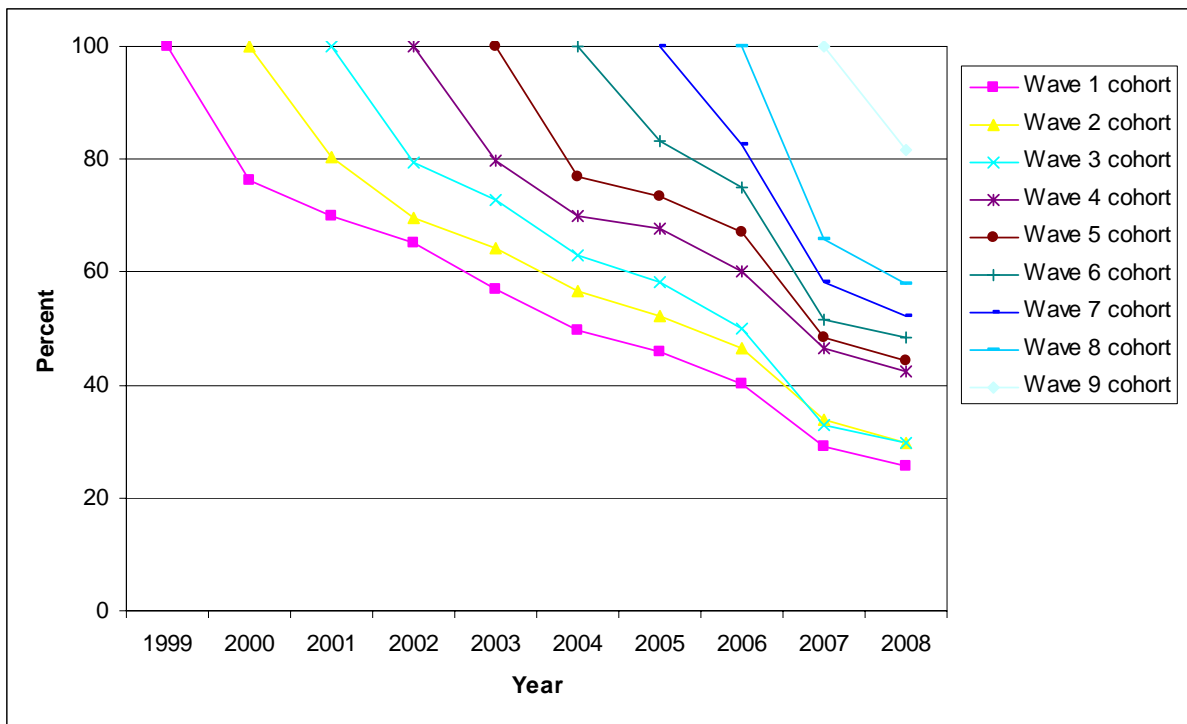


Table 5.6 Longitudinal response as a percentage size of the original cohort, and of each waves' interviewed sample size

FACS year	Year of first interview															Total interviews
	1999			2000			2001			2002			2003			
	N	% of original cohort	% of previous wave	n	% of original cohort	% of previous wave	n	% of original cohort	% of previous wave	n	% of original cohort	% of previous wave	n	% of original cohort	% of previous wave	
1999	4659	100%														4659
2000	3560	76%	76%	1160	100%											4720
2001	3260	70%	92%	932	80%	80%	3871	100%								8063
2002	3031	65%	93%	809	70%	87%	3079	80%	80%	964	100%					7883
2003	2651	57%	87%	746	64%	92%	2814	73%	91%	768	80%	80%	767	100%		7746
2004	2313	50%	87%	656	57%	88%	2436	63%	87%	673	70%	88%	590	77%	77%	7471
2005	2135	46%	92%	606	52%	92%	2251	58%	92%	652	68%	97%	563	73%	95%	7657
2006	1876	40%	88%	541	47%	89%	1932	50%	86%	581	60%	89%	515	67%	91%	7464
2007	1355	29%	72%	391	34%	72%	1273	33%	66%	449	47%	77%	371	48%	72%	5821
2008	1200	26%	89%	346	30%	88%	1157	30%	91%	410	43%	91%	340	44%	92%	5891

Table 5.6 cont...

FACS year	Year of first interview															Total interviews
	2004			2005			2006			2007			2008			
	n	% of original cohort	% of previous wave	n	% of original cohort	% of previous wave	n	% of original cohort	% of previous wave	n	% of original cohort	% of previous wave	n	% of original cohort		
1999																4659
2000																4720
2001																8063
2002																7883
2003																7746
2004	803	100%														7471
2005	668	83%	83%	782	100%											7657
2006	603	75%	90%	645	82%	82%	771	100%								7464
2007	415	52%	69%	456	58%	71%	508	66%	66%	603	100%					5821
2008	389	48%	94%	408	52%	89%	446	58%	88%	492	82%	82%	703	100%		5891

5.7.3 Demographic profile of the FACS panel

At Wave 10, we can identify 3,919 families who were productive at Wave 1 and were potential respondents at this wave (i.e. they would not have been excluded from the sample for being a childless household or de-selected for being a non-priority case). Table 5.7 shows that out of these 3,919 productive interviews conducted in 1999, an interview was conducted in 1,192 cases (30 per cent) in 2008.

A natural question to ask is whether the reduced sample of cases in 2008 looks different from the original sample of 1999. That is, is the attrition of the sample from 1999 to 2008 spread evenly amongst different social groups or are some groups more likely to dropout than others? The following analysis looks at a range of socio-demographic characteristics and compares those families successfully interviewed in the first Wave (1999) with those families who were still involved in 2008. Please note that this analysis compares the two groups in terms of their characteristics in 1999.

Table 5.7 shows a clear similarity in terms of socio-demographic characteristics between the original sample of 3,919 families in 1999 and the 1,192 families who also participated in 2008. However, a number of interesting differences do emerge. First, there is some evidence to suggest that non-white respondents are more likely to dropout than white respondents. Whilst 88 per cent of those taking part in 1999 were from the white group, 93 per cent of those also taking part in 2008 belonged to this category. Second, those living in the London area are more likely to dropout than families in other regions. Whilst 13 per cent of those taking part in 1999 were living in London, only nine per cent of those also participated in 2008. Finally, there is some evidence to suggest that families with younger children are less likely to drop out of FACS. Whilst 84 per cent of the families taking part in 1999 had a child aged 10 or younger, 99 per cent of those also participating in 2008 did so.

Table 5.7 Profile of respondents in 1999 and 2008 (excluding childless and non-selected households)

<i>Socio-demographic characteristics in 1999</i>	<i>Productive interview 1999 Column % per category</i>	<i>Productive interview 2008 Column % per category</i>	<i>Count</i>
Ethnic group			
White	88	93	1105
Black	4	3	32
Asian	6	3	37
Other	2	2	18
Receipt of Income Support			
Not on Income Support	65	64	763
Receiving Income Support	35	36	429
Receipt of state benefit (not Income Support)			
Not on state benefit	43	46	546
Receiving state benefit	57	54	646
Employment status			
Non working	58	59	703
Working	42	41	489
Tenure			
Not home owners	60	61	708
Home owners	40	39	452
Partnership status			
Couple	48	47	558
Lone parent	52	53	634
Government Office Region			
North East	7	8	96
North West	12	11	124
Yorkshire & Humberside	10	10	113
East Midlands	9	8	99
West Midlands	10	10	120
South West	8	8	99
Eastern	6	8	91
London	13	9	108
South East	10	10	112
Wales	7	8	97
Scotland	9	10	116
Missing			
Age of main respondent			
16-24 years	11	13	152
25-29 years	18	22	257
30-34 years	27	33	393
35-39 years	22	22	256
40-44 years	14	9	112
45+ years	9	2	22
Base	3919	1192	

Table 5.7 cont.

<i>Socio-demographic characteristics in 1999</i>	<i>Productive interview 1999 Column % per category</i>	<i>Productive interview 2008 Column % per category</i>	<i>Count</i>
Number of dependent children			
One dependent child	36	33	397
Two dependent children	37	38	453
More than two	27	29	342
Age of youngest child			
0-4 years	48	65	770
5-10 years	36	34	401
11-15 years	14	2	27
16+ years	3	0	1
Base	3919	1192	

It is also helpful to conduct the same analysis for the 2001 panel. The reason for interest in this group is that the sample design changed in 2001 when the study expanded to include families of all income levels (previously only low to moderate income levels were included).

At Wave 10, we can identify 6,760 families who were productive at Wave 3 and were potential respondents at this wave. Table 5.8 shows that of the 6,760 productive interviews conducted in 2001, an interview was conducted in 2,611 cases (39 per cent) in 2008.

Again it is of interest to ask whether the attrition of the sample from 2001 to 2008 is spread evenly amongst different social groups or whether some groups are more likely to dropout than others. Please note that this analysis compares the two groups in terms of their characteristics in 2001.

Table 5.8 shows a clear similarity in terms of socio-demographic characteristics between the sample of 6,760 families in 2001 and the 2,611 families who also participated in 2008. As in the earlier analysis of attrition between 1999 and 2008, differences occur in the ethnic and region categories. First, there is some evidence to suggest that non-white respondents are more likely to drop out than white respondents. Whilst 92 per cent of those taking part in 2001 were from the white group, 94 per cent of those also taking part in 2008 belonged to this category. Second, those living in the London area are more likely to drop out than families in other regions. Eleven per cent of those taking part in 2001 lived in the London area, whereas only eight per cent of those families also participated in 2008.

Table 5.8 Profile of respondents in 2001 and 2008 excluding childless and non-selected households)

<i>Socio-demographic characteristics in 2001</i>	<i>Productive interview 2001 Column % per category</i>	<i>Productive interview 2008 Column % per category</i>	<i>Count</i>
Ethnic group			
White	92	94	2453
Black	2	2	43
Asian	4	3	65
Other	2	2	49
Receipt of Income Support			
Not on Income Support	83	81	2118
Receiving Income Support	17	19	493
Receipt of state benefit (not Income Support)			
Not on state benefit	61	57	1478
Receiving state benefit	39	43	1133
Employment status			
Non working	36	40	1039
Working	64	60	1572
Tenure			
Not home owners	33	37	962
Home owners	67	63	1639
Partnership status			
Couple	73	70	1828
Lone parent	27	30	783
Government Office Region			
North East	6	7	173
North West	12	11	285
Yorkshire & Humberside	9	10	255
East Midlands	8	8	211
West Midlands	10	10	251
South West	9	10	242
Eastern	7	8	199
London	11	8	207
South East	14	14	354
Wales	6	6	165
Scotland	9	9	234
Age of main respondent			
16-24 years	7	9	227
25-29 years	12	14	365
30-34 years	23	28	724
35-39 years	27	28	721
40-44 years	20	17	432
45+ years	11	5	142
Base	6760	2611	

Table 5.8 cont.

Socio-demographic characteristics in 2001	Productive interview 2001 Column % per category	Productive interview 2008 Column % per category	Count
Number of dependent children			
One dependent child	36	33	873
Two dependent children	43	43	1116
More than two	21	24	622
Age of youngest child			
0-4 years	45	55	1424
5-9 years	35	43	1117
10-15 years	18	3	66
16+ years	3	0	4
Base	6760	2611	

6 WEIGHTS AND IMPUTATION

This section describes the weighting and imputation of the FACS data. The basic design of the 1999 (Wave 1) sample was to select an equal number of families from postcode sectors selected with a probability proportional to the total number of families. This design is self-weighting. However, weights are needed to deal with subsequent attrition from the sample, including those first interviewed in later waves. A grossing weight has also been calculated, to ensure the sample has characteristics very close to those of the population when analysed as a cross-section.

Such weighting serves to compensate for total (or unit) non-response, when none of the survey responses are available for a sampled family at a particular wave (Kalton and Kasprzyk, 1986). Total non-response may arise, for example, because of a refusal to participate or a family was not successfully traced from one wave to the next. Imputation procedures, on the other hand, serve to compensate for item non-response, when some but not all of the responses are available. Item non-response arises, for example, because of item refusals, 'don't knows' or omissions.

There was a change to the sampling process in Wave 9. Wave 8 respondents were classified as being either priority or non-priority cases. All priority cases, and a selection of non-priority cases, were selected for interview in Wave 9 (see Conolly et al, 2009 for details). However, the sampling in Wave 10 followed the previous specification and all cases were selected for interview.

6.1 Weights for longitudinal respondents

When analysing panel data, we are (generally) only interested in cases where we have responses from a number of waves so that estimates of change (i.e. the movement from one state to another) can be produced. Now that FACS is a panel over ten waves (years) there are a number of possible combinations of data collection points over which change can be measured. For example, it is possible to measure change over consecutive years (e.g. Wave 1 to Wave 2 and Wave 2 to Wave 3) as well as change over non-consecutive years (e.g. Wave 3 to Wave 10). As shown elsewhere in this report, not all families who participate in any given year continue to do so in subsequent years. For example, of the 5,800 families with dependent children at Wave 9, 86.6% (5,021) were successfully interviewed at Wave 10.

The fact that 779 families have been "lost" from the sample between these two waves – either through ineligibility, non-selection, refusals, non-contacts or some other form of sample attrition – needs to be taken account of in any analysis. This attrition is likely to get larger over time, although because of the effort put into tracking individuals and families, it is also possible that those lost at some stage in the panel can subsequently make their way back into the study. Nevertheless, assuming that the sample attrition has not occurred randomly, certain groups or types of families may be more or less likely to have left the panel. Failure to take into account this sample attrition will mean that the analysis of wave on wave change could be performed on samples that are not representative of families in general. To overcome the effects of non-random attrition, it is necessary to calculate longitudinal weights.

Two different sets of longitudinal weights are supplied with FACS datasets - balanced panel weights and paired transition weights.

6.1.1 *Balanced panel weights*

The following balanced panel longitudinal weights are supplied with the 2008 data²⁰.

- jLWAF '*Balanced panel longitudinal weight ALL families*'. Use for looking at waves 3-10, with a base of all families with dependent children in 2001. Only in the FACS 2002, 2003, 2004, 2005, 2006, 2007 and 2008 datasets, by definition.
- jLWOF '*Balanced panel longitudinal weight ORIGINAL families*'. In all datasets (but set as aLWOF=1 in the FACS 1999 dataset).

Balanced panel analyses can be used to explore patterns in a definitive group of respondents over time, for example, trends in family circumstances and fluctuations in income and work status. The distinctive feature of balanced panel analyses is that they only use respondents who have taken part in all years of interest.

One definitive group of FACS respondents are those who have taken part in all eight waves. This subset of FACS respondents represents a sample of *original* lone parent and lower/moderate income couple families, as high-income families were excluded from waves 1 and 2.

In general, the longitudinal weights supplied with panel data at any wave represent the product of the sequence of attrition weights accounting for losses between each adjacent pair of waves up to that point, as well as the initial respondent weight at Wave 1. Applying this methodology, at the time of Wave 10, jLWOF can be used to re-weight for attrition the families interviewed at Wave 1 (1999). The formula used in its calculation can be summarised as follows (where A denotes Wave 1, B Wave 2, and so on):

$$1 \times \text{attrition weight}(A \rightarrow B) \times \text{attrition weight}(B \rightarrow C) \times \text{attrition weight}(C \rightarrow D) \times \text{attrition weight}(D \rightarrow E) \times \text{attrition weight}(E \rightarrow F) \times \text{attrition weight}(F \rightarrow G) \times \text{attrition weight}(G \rightarrow H) \times \text{selection weight}(H \rightarrow I) \times \text{attrition weight}(H \rightarrow I) \times \text{attrition weight}(I \rightarrow J)$$

At each particular wave the attrition weight is calculated as the inverse of the estimated probability of responding at that wave, based on characteristics such as region and family type that are likely to be associated with total non-response. (An estimated response probability of 0.8, for example, corresponds to a non-response/attrition weight of 1.25).

The attrition weight produced at Wave 10 for original families was based on a model of response between waves 9 and 10 for those families who had taken part in each wave since the base year 1999 (Wave 1). The variables used to predict response were:

- benefit status (i.e. Income Support receipt);
- current work status of respondent;
- housing tenure (i.e. whether owner-occupier/renter);

²⁰These longitudinal weights are defined only for those participating in every wave (i.e. Waves 3-10 for jLWAF (as the base year is 2001) and Waves 1-10 for jLWOF (the base year is 1999)). This is the methodology used in the British Household Panel Study. A maximal alternative would be to construct $2^W - 1$ separate longitudinal weights to capture each pattern of participation in W waves, i.e. 1023 ($2^{10} - 1$) for the ten waves. To avoid such complexities many panel studies adopt the approach of producing longitudinal weights only for completely participating respondents. See Kalton and Brick (2000).

- whether lone parent or couple;
- age of main respondent;
- number of dependent children;
- age of youngest child; and
- Government Office Region.

A logistic regression model of response at Wave 10 (1 = response, 0 = non-response) containing the above predictors was used. The values of the predictor variables were taken from the Wave 9 dataset (missing values were imputed from earlier waves).

The modelled Wave 9 to Wave 10 estimated response probabilities ranged from 0.22 to 0.98. To convert the response probabilities into the attrition weight ($H \rightarrow I$) we simply obtained the inverse. The weight was then rescaled by dividing by the average to ensure that the weights were standardised around a mean of 1.

Finally, the balanced panel longitudinal weight jLWOF defined at Wave 10 was then obtained by multiplying the rescaled attrition weight ($I \rightarrow J$) with the selection weight ($I \rightarrow J$) and the equivalent weight (jLWOF) defined at Wave 9.

A second definitive group of FACS respondents are those who have taken part in each wave since 2001. This subset of FACS respondents represents a sample of *all* families with children (i.e. not just low/moderate income households) as all families with children were included in FACS from Wave 3 (2001) onwards. Using the same methodology as for original families (but using the 2001 families as the base) jLWAF can be used at wave 10 to re-weight for attrition all families interviewed at Wave 3. The formula used in its calculation can be summarised as follows²¹:

$$cGROSSW \times attrition\ weight(C \rightarrow D) \times attrition\ weight(D \rightarrow E) \times attrition\ weight(E \rightarrow F) \times attrition\ weight(F \rightarrow G) \times attrition\ weight(G \rightarrow H) \times selection\ weight(H \rightarrow I) \times attrition\ weight(H \rightarrow I) \times attrition\ weight(I \rightarrow J)$$

At each particular wave the attrition weight is calculated as the inverse of the estimated probability of responding at that wave, based on characteristics that are likely to be associated with total non-response. The non-response/attrition weight at Wave 10 for all families was based on a model of response between waves 9 and 10 for those families who had taken part in each wave since the base year 2001. Note, however, that families with no dependent children at Wave 9 were excluded from the analysis. The variables used to predict response were:

- ethnicity of respondent;
- benefit status (i.e. Income Support receipt);
- current work status of respondent;
- housing tenure (i.e. whether owner-occupier/renter);
- whether lone parent or couple;
- age of main respondent;
- number of dependent children;
- age of youngest child; and
- Government Office Region.

²¹ Where cGROSSW denotes the grossing weight at Wave 3. See the next section for the discussion of grossing weights.

A logistic regression model of response at Wave 10 (1 = response, 0 = non-response) containing the above predictors was used. The modelled Wave 9 to Wave 10 estimated response probabilities ranged from 0.32 to 0.97. To convert the response probabilities into the non-response/attrition weight ($I \rightarrow J$) we simply obtained the inverse. The weight was then rescaled by dividing by the average to ensure that the weights were standardised around a mean of 1.

Finally, the balanced panel longitudinal weight for all families jLWAF defined at Wave 10 was then obtained by multiplying the rescaled attrition weight ($I \rightarrow J$) with the grossing weight defined at the base year of 2001 (cGROSSW), the subsequent attrition weights ($C \rightarrow D$), ($D \rightarrow E$), ($E \rightarrow F$), ($F \rightarrow G$) and ($G \rightarrow H$), the additional selection weight ($H \rightarrow I$) and the attrition weights ($H \rightarrow I$) and ($I \rightarrow J$).

6.1.2 Paired transitions weights

The balanced panel weights are defined only for those families participating in every wave of FACS. At Wave 10 jLWAF is only defined for those families who have taken part at each wave since Wave 3 (as the base year is 2001). Families who re-entered the study at Wave 10 or new entrants since Wave 3 do not receive a balanced panel weight. A further set of longitudinal weights, 'paired transition weights', enable researchers to include these families where possible in a (weighted) analysis of adjacent waves.

The following paired transition weight is supplied with the 2008 dataset

tranwtlJ 'Paired transition weight Wave 9 to Wave 10 '.

Using the Wave 9 families as the base, tranwtlJ can be used at Wave 10 to re-weight for attrition all families interviewed at Wave 9. The formula used in its calculation can be summarised as follows (where iGROSSW denotes the grossing weight at Wave 9):

$$iGROSSW \times attritionweight(I \rightarrow J)$$

Hence, the grossing weight at Wave 9 is used to ensure representativeness of the families at Wave 9 and the attrition weight components correct for any potential non-response bias between Waves 9 and 10.

As with the balanced panel weights, the attrition weight is calculated as the inverse of the estimated probability of responding at that wave, based on characteristics that are likely to be associated with non-response. The non-response/attrition weight at Wave 10 was based on a model of response between Waves 9 and 10 for those families successfully interviewed at Wave 9. Note, however, that families with no dependent children at Wave 9 were excluded from the analysis.²² The variables used to predict response were:

- ethnicity of respondent;
- benefit status (i.e. Income Support receipt);
- current work status of respondent;
- housing tenure (i.e. whether owner-occupier/renter);
- whether lone parent or couple;

²² The analysis was conducted on 7,306 families.

- age of main respondent;
- number of dependent children;
- age of youngest child; and
- Government Office Region.

A logistic regression model of response at Wave 10 (1 = response, 0 = non-response) containing the above predictors was used. The modelled Wave 9 to Wave 10 estimated response probabilities ranged from 0.24 to 0.96. To convert the response probabilities into the non-response/attrition weight ($I \rightarrow J$) we simply calculated the reciprocal. The weight was then rescaled by dividing by the average to ensure that the weight was standardised around a mean of 1.

Finally, the paired transition weight *tranwtHI* defined at Wave 10 for the 5,021 families who participated at Waves 9 and 10 was then obtained by multiplying the rescaled attrition weight ($I \rightarrow J$) with the grossing weight defined at Wave 9 (*iGROSSW*).

6.2 Cross-sectional and grossing weights

6.2.1 Introduction

The following grossing weights are supplied with the 2008 data (with equivalents for 2001, 2002, 2003, 2004, 2005, 2006 and 2007).

<i>jGROSSW</i>	Grossing weight; available for FACS 2001, 2002, 2003, 2004, 2005, 2006, 2007 and 2008 datasets. Sums to sample numbers (5,879 families with dependent children in 2008), i.e. $MEAN(jGROSSW)=1$.
<i>jGROSSP</i>	Grossing weight; available for FACS 2001, 2002, 2003, 2004, 2005, 2006, 2007 and 2008 datasets. Sums to administrative numbers (7,283,080 families with dependent children in December 2007). $SUM(jGROSSP) = 7,283,080$ in 2008.

Note that *jGROSSW* is simply a scaled version of *jGROSSP* (i.e. the weighted total of *jGROSSW* equals the number of families with dependent children in the 2008 dataset). It is generally recommended that analysts use the grossing weights for conducting cross-sectional analysis from 2001 onwards.

6.2.2 Grossing-up

Grossing-up means calculating weighting factors that, when applied to the data, give estimates for the survey that match the population's known profile on a range of different characteristics. Some (rather technical) descriptions of the approach may be found in Deville and Särndal (1992) and Vanderhoeft (2002).

In FACS 2008, an iterative procedure was used that matches the sample to five separate population distributions, whilst ensuring that the weights are not too widely spread, and not too distant from the basic cross-sectional weight.

The population distributions or 'control totals' used to generate the grossing weights for the 2002 data (Wave 4) were:

1. Age distribution of Child Benefit recipients.
2. Number of dependent children.
3. Government Office Region.
4. Number/proportion of Working Families Tax Credit (WFTC) recipients.
5. Proportion of lone parents.

Distributions [1-3] were derived from Child Benefit (ChB) administrative data, whilst [4] was based on combining Inland Revenue statistics (IR 2003) with ChB data. The proportion of lone parents, [5], was based on research by John Haskey (2002) suggesting a figure of 25 per cent of families with children.

The calculation of the grossing weights since 2002 has been revised to take account of the replacement of WFTC by the tax credits (Working Tax Credits (WTC) and Children's Tax Credits (CTC)). The distributions currently used to match the sample to the population are:

1. Age distribution of Child Benefit recipients.
2. Number of dependent children.
3. Government Office Region.
4. Number/proportion of tax credit recipients.
5. Proportion of lone parents.

For FACS 2008 updated figures for distributions [1-3] were not available from HMRC, so the corresponding figures from FACS 2007 were used. The control totals, [4], were also not available, so these were estimated using data from December 2007. The estimated proportion of lone parents remained at 25%.

Table 6.1 Tax credit control totals

<i>Category</i>	<i>Estimates</i>
Families claiming WTC and CTC	1,700,000
Families claiming CTC only	3,698,000
Other families	1,884,000
Total	7,283,000

Table 6.2 compares the distributions of the sample to that of the population on these five dimensions. The grossing weights supplied generally do better than would the unweighted sample in matching known national distributions for families with children.

Table 6.2 Effects of cross-sectional and grossing weights 2008 (families with dependent children)

<i>Characteristic</i>	<i>Unweighted figures</i>	<i>Basic cross-section weight [jXSW]</i>	<i>Scaled grossing weight [jGROSSW]</i>	<i>ChB population data</i>
Age of recipient (years)				
16-24	7.3	6.8	6.0	6.0
25-29	12.6	11.2	10.1	10.1
30-34	17.2	16.4	15.8	15.8
35-39	21.7	20.9	22.9	22.9
40-44	21.3	22.8	22.9	22.9
45-49	13.8	15.2	14.5	14.5
50+	6.0	7.7	7.8	7.8
Number of dependent children				
1	44.4	46.8	45.5	45.5
2	38.6	38.5	38.5	38.5
3	12.9	11.2	12.0	12.0
4+	4.1	3.5	4.1	4.1
Lone parent	29.8	25.6	25.0	25.0
Region of respondent				
North East	6.3	5.5	4.9	4.9
North West and Merseyside	10.6	11.5	11.9	11.9
Yorkshire and the Humber	9.6	8.9	8.5	8.5
East Midlands	8.0	7.5	7.7	7.7
West Midlands	10.1	9.4	9.4	9.4
SE	13.9	14.2	14.1	14.1
SW	9.1	8.6	8.4	8.4
Eastern	7.9	9.3	9.7	9.7
London	8.8	11.1	11.8	11.8
Wales	6.2	5.3	5.1	5.1
Scotland	9.4	8.7	8.5	8.5
Tax credit recipients				
CTCs only	46.3	48.2	51.6	51.6
WTC & CTC	22.7	21.4	21.8	21.8
Other families	30.5	30.3	26.6	26.6
Total	5,879	7,283,080	7,283,080	7,283,080

Note: Column percentages

6.3 Imputation

Data may be missing, or system-missing, for a number of reasons. First, there may be structural reasons. A respondent in one wave may not appear in another wave. This kind of missing data, or attrition, is dealt with through applying weights that serve to compensate for differences in response patterns among different groups. Families in London, for example, tend to receive higher weights as response rates are typically lower compared to other regions. Second, data may be missing because the questions are not relevant to that respondent. Only those families receiving a benefit are, naturally enough, asked for the amount of that benefit.

Third, missing data can arise because respondents either did not know the required answer ('don't knows') or were not prepared to provide an answer ('refusals'). This is sometimes known as 'item non-response'. This section focuses on this reason for missing data.

Missing data arising because of don't knows or refusals are not flagged as being 'user-missing' in FACS datasets, as is possible in statistical software packages such as SPSS, SAS and STATA. Mostly they have been left as missing value codes in the dataset. However, throughout the lifetime of FACS, for some important variables a system of imputation has been used to 'patch up' missing values.

Rather than having to work around missing values the imputation of don't knows or refusals makes the analysis more straightforward. It also ensures greater consistency in the kinds of results that different users produce, which might be lost if users applied different approaches. Set against these practical advantages, analysts should be cautious about drawing statistical inferences from imputed data. First, imputed values are treated in nearly all statistical software packages as real values. Standard errors of estimates are then underestimated, leading to confidence intervals that are too narrow, or to test statistics that are too large (Groves et al,2004). Second, imputation will have a greater effect in distorting the distribution of original data for variables that have a higher proportion of non-response, as the proportions of imputed data will be higher (Department for Work and Pensions,2005). Imputation can also introduce biases in estimates of rates of change between waves in longitudinal analyses. Users should therefore consider the method of imputation, the amount of imputation and the type of analysis required when using imputed data.

6.3.1 Approaches to imputing missing data

A variety of approaches have been used by survey researchers and secondary data analysts to impute missing values. The simplest approach is listwise deletion or 'complete case analysis'. This means excluding cases where there are missing values on any variables required. It is common for those supplying survey data to be opposed to listwise deletion, on the general grounds that it throws away data that was expensive to collect.

An alternative is imputation. In single imputation the missing value is replaced with one imputed value. In multiple imputation (Rubin,1987), several values are used. Survey data collectors have tended to rely on single imputation methods – substituting for each missing value a specific answer, based on a reasonable guess or method. Analysis may then proceed using all available cases, whether imputed or not. The value used instead of the missing value may, for example, be:

- a summary statistic such as the mean or median of the non-missing values (the mode for categorical data);
- a prediction from a regression model, sometimes called an algorithm approach (or, in simpler models, the conditional mean or subgroup means)²³; or
- a value from a relatively 'similar' case to the respondent with a missing value (the 'hot-deck' method).

Different surveys have adopted quite different approaches to imputation. The Family Resources Survey uses a high proportion of hot-deck approaches (72 per cent of imputed missing values in 1999-2000), having previously pioneered the use of Neural Network imputations. The British Household Panel Survey (BHPS) uses a mixture of hot-deck and approaches based on regression models. Additional BHPS imputation uses information from previous waves.

²³ As an example of a conditional or subgroup mean, the imputed mean for monthly housing payments may depend on the respondent's tenure (which may be known for all families).

6.3.2 Imputing FACS 2008 data

The approach used to impute FACS data in Wave 10 followed the method used in previous waves. It is currently less sophisticated than other survey elements such as weighting. Most imputations for FACS datasets are based on replacing missing values ('don't knows' or 'refusals') with the (weighted) median of the non-missing values. In many instances, the median among particular sub-groups is used where sub-group membership is known. For example, the payment frequency for a respondent may be known even if the value of earnings is not.

Where variables have been imputed, a flag variable ending 'X' has been created to show this fact. The flag variable contains the value that has been replaced (following BHPS practice), typically 998 in the case of a refusal and 999 for respondents who don't know the answer. The method of imputation for each variable is shown in Table 6.3, whilst the number of imputations made is shown in Table 6.4. The most common imputations related to housing costs, savings, income and debts. The imputations included in the FACS series are pragmatic and facilitate analysis. The method used in Wave 10 follows the same method used in previous waves, so results in different waves are directly comparable, but users may wish to consider other approaches in particular settings, particularly if the analysis variable contains a large number of imputed values.

Table 6.3 **Methods of imputation used**

<i>Variable</i>	<i>Imputation method</i>
JWRK27	Median
JWRK83	Median
JWRK34	Median
JBEN2_1 – JBEN2_13	Mean
JBEN2_15 – JBEN2_23	Mean
JBEN2_14	Algorithm
JSAV2_1 – JSAV2_13	Median, by tax credit group ²⁴
JSAV4	Median, by tax credit group
JWRK17	Median, by payment frequency
JWRK25	Median, by payment frequency
JWRK18	Median, by payment frequency
JWRK19	Median, by payment frequency
JWRK21	Median, by payment frequency
JWRK81	Median amount (for modal period)
JOIN2	Median amount (for modal period)
JPPAY	Median, by payment frequency
JOUS14	Median amount (for modal period)
JHOUS23	Median amount (for modal period)
JHOUS25	Median amount (for modal period)
JHOUS43	Median amount (for modal period)
JHOUS52	Median monthly payment
JHOUS54	Median monthly payment
JEXP121 – JEXP188	Median
JCM5, JCM17	Median amount (for modal period)

²⁴ Families were defined as either claiming CTCs only, WTC and CTC, or other.

Table 6.4 Imputed variables in FACS 2008 dataset, by frequency of imputation

<i>Variable</i>	<i>N</i>	<i>Label</i>	<i>Flag</i>
jhours54	689	Water charges	jhours54x
jppay	602	Proxy earnings of partner	jppayx
jhours25	396	Water charges	jhours25x
jsav4	363	Worth of investments	jsav4x
jsav2_2	263	Savings in a bank current account	jsv2_2x
jwrk18	240	Deductions to pay due to pension contributions	jwrk18x
jsav2_1	232	Savings in a bank deposit account	jsv2_1x
jsav2_11	207	Savings in ISAs - cash based	jsv2_11x
jhours43	182	Mortgage payments	jhours43x
jben2_14	175	Amount of Child Benefit	jbn2_14x
jwrk25	170	Amount usually paid	jwrk25x
jben2_16	153	Amount of Children's Tax Credit	jbn2_16x
jsav2_4	143	Savings in a building society account	jsv2_4x
jsav2_12	134	Savings in ISAs - stocks and shares	jsv2_12x
jwrk17	123	Amount last paid	jwrk17x
jsav2_6	80	Savings in premium bonds	jsv2_6x
jcm17	61	Maintenance receipt payment	jcm17x
jexp129	58	Owe for water rates	jexp129x
jexp124	55	Owe for Council Tax	jexp124x
jsav2_13	51	Savings in other savings	jsv2_13x
jwrk27	50	Weekly hours	jwrk27x
jwrk19	49	Deductions to pay due to union dues	jwrk19x
jwrk21	47	Deductions to pay due to other dues	jwrk21x
jben2_13	46	Amount of Income Support	jbn2_13x
jcm5	40	Maintenance receipt payment	jcm5x
jben2_15	39	Amount of Working Tax Credit	jbn2_15x
jsav2_10	34	Savings in a TESSA	jsv2_10x
jben2_6	27	Amount of DLA - mobility component	jben2_6x
jexp122	27	Owe for gas bill	jexp122x
jexp121	26	Owe for electricity bill	jexp121x
jwrk81	25	Income from second jobs	jwrk81x
jsav2_3	24	Savings in a post office account	jsv2_3x
jben2_1	22	Amount of Incapacity Benefit	jben2_1x
jben2_8	18	Amount of DLA for children - mobility component	jben2_8x

Table 6.4 cont.

<i>Variable</i>	<i>N</i>	<i>Label</i>	<i>Flag</i>
jihous23	18	Rent payments	jihous23x
jsav2_5	17	Savings in a friendly society account	jsv2_5x
jsav2_7	16	Savings in family bonds	jsv2_7x
jsav2_9	16	Savings in national savings	jsv2_9x
jben2_5	15	Amount of DLA - care component	jben2_5x
join2	13	Extra money	join2x
jben2_7	11	Amount of DLA for children - care component	jben2_7x
jexp1210	11	Owe for other bills	jexp1210x
jexp185	10	Owe for loan from friend or relative	jexp185x
jben2_18	9	Amount of Statutory Maternity Pay	jbn2_18x
jben2_11	8	Amount of Invalid Care Allowance	jbn2_11x
jben2_2	8	Amount of Severe Disablement Allowance	jben2_2x
jexp183	7	Owe for finance company loan	jexp183x
jben2_3	6	Amount of Statutory Sick Pay	jben2_3x
jexp127	6	Owe for television/video rental bill	jexp127x
jexp128	6	Owe for other HP payments	jexp128x
jben2_20	5	Amount of Jobseekers Allowance	jbn2_20x
jhous14	4	Housing costs	jhous14x
jhous52	4	Mortgage interest payments	jhous52x
jwrk34	4	Weekly hours (self-employed)	jwrk34x
jben2_9	3	Amount of Industrial Injuries Disablement benefit	jben2_9x
jexp126	3	Owe for telephone bill	jexp126x
jexp154	3	Owe for catalogues	jexp154x
jsav2_8	3	Savings in a credit union	jsv2_8x
jben2_22	2	Amount of State Retirement Pension	jbn2_22x
jexp123	2	Owe for other fuel bills	jexp123x
jexp182	2	Owe for bank/building society loan	jexp182x
jexp184	2	Owe for loan from money lender	jexp184x
jexp187	2	Owe for loan from social fund	jexp187x
jwrk83	2	Additional hours	jwrk83x
jben2_10	1	War Pension	jbn2_10x
jben2_17	1	Amount of Maternity Allowance	jbn2_17x
jben2_21	1	Amount of New Deal Allowance	jbn2_21x
jben2_23	1	Amount of State Retirement Pension	jbn2_23x
jexp125	1	Owe for insurance bill	jexp125x

7 CODING, EDITING AND CHECKING OF DATA

7.1 Introduction

Checks on the FACS data are conducted at three separate stages in the collection and production of the data. The majority of data validation is carried out in the first stage by interviewers using the CAPI program in the field. Secondly, more complex checks, which may prove time consuming and detrimental to the successful completion of the interview are carried out 'in-office'. Finally, an initial dataset is compared with data from the last wave of FACS as well as Government administrative data to check for any inconsistencies.

7.2 Checks in the CAPI program

Interviewer checks in the CAPI program allowed interviewers to clarify and query any data discrepancies directly with the respondent. The CAPI program applies range and consistency error checks and both types of checks are used extensively throughout the questionnaire. The CAPI range checks were on all the main continuous variables and the ranges were based on previous waves data, as well as interviewer feedback and feedback from checks carried out in previous waves' edit processes. Where a check was triggered the interviewer often opened and recorded a note explaining the respondent's situation.

For each productive interview a 'fact sheet' was produced for editors and the research team to use. This provided a concise summary of the respondent and key data from the interview to alert editors to possible errors or inconsistencies that need to be dealt with at a later stage. A typical fact sheet will contain a listing of the respondent's details, key data items, open and "other specify" responses, interviewer comments and results to pre-defined edit checks (i.e. whether they have passed or failed the check).

7.3 Editing and coding the questionnaire

An experienced Data Processing Team carried out coding and editing of questionnaires at *NatCen's* Brentwood offices. Researchers at *NatCen* were continuously involved in all complex editing decisions. The survey sponsor (DWP) agreed all edit checks and coding instructions (a copy can be found in Appendix B).

If the editor could not provide a solution to the check, they would flag the check for further consideration by the research team. These more complex checks required 'in-office' editing and coding using a modified version of the CAPI program. The majority of these checks were consistency checks where responses in different parts of the questionnaire were unlikely to occur (for example, extreme values of amounts) or were not logically possible according to some pre-defined rule.

Researchers attempted to validate the extreme value or inconsistency by examining other characteristics of the case to see whether the keyed response could be valid. For example, if very high earnings are identified, an attempt was made to examine whether this is caused through the payment of a bonus, or due to the respondent being in a high wage occupation.

If a satisfactory explanation for the check was not forthcoming from either of these two processes then previous year's data for cases with similar characteristics to the case reporting the extreme value were examined. If it was still not possible to resolve the inconsistency or extreme value at this stage, the value remains in the data file with a flag

attached to the case. For instance, if it is a value associated with a benefit amount, the presence of an inconsistent or extreme value is noted in the 'benflag' variable.

Researchers carried out imputation (see chapter 6) of missing data after the data had been through the data edit stage.

7.3.1 Coding of open and 'other specify' questions

The number of verbatim questions to be coded were as follows (Table 7.1):

Table 7.1 Number of verbatim questions in FACS 2008

	<i>Main respondent interview</i>	<i>Proxy partner interview</i>
Open	12	2
Other specify	58	2

The code frames used on this study were developed by *NatCen* researchers from a listing of responses to the relevant questions from the first 500 completed interviews.

In the course of each interview, where a respondent gave details of current or recent spells of employment, this information was coded to the Standard Industrial and Standard Occupational classifications – *SIC (1992)* and *SOC (2000)*. Industry was classified to a 2-digit level and Occupation to a 3-digit level.

A complete description of the codes developed at this stage of the project is available in the questionnaire documentation that accompanies this report (Appendix C).

7.4 Data checks

Once the editing and coding of the FACS data was completed initial datasets at both family and child level were prepared. Numerous additional checks were carried out on all variables in these datasets by *NatCen* and external collaborators, specifically:

- Frequencies of all variables in the Wave 10 dataset were run and the results were compared with those from previous waves to check consistency. In addition, the means, medians and maximum and minimum values of all continuous variables were compared with those from previous waves. If the values differed from Wave 9 by more than five per cent then the values were examined by researchers at *NatCen*. If an inconsistency could not be resolved then extreme "outlying" values were once again checked and flagged.
- Using the complete dataset, DWP compared key estimates with the previous wave (including derived variables) to ensure consistency between waves. DWP checked the derivation of new derived variables included in the dataset for the first time. DWP also checked the routing and unweighted bases of new questionnaire items as well checking the overall dataset for correct variable labels and layout/order of items.
- Steve McKay at the University of Birmingham compared key household demographic variables, income and benefit variables in the Wave 10 dataset (raw variables and derived variables) with Wave 9 estimates (comparing the distribution of answers, numbers of missing values, size of max/min).

7.5 Data availability

A data set with complete survey documentation will be deposited in the Economic and Social Research Council Data Archive at the University of Essex.

BIBLIOGRAPHY

- Deville, J.-C. and Särndal, C.-E. (1992) 'Calibration estimation in survey sampling' *Journal of the American Statistical Association* 87, pp376-382
- Groves, R. et al (2004) *Survey Methodology* New Jersey: Wiley Interscience.
- Haskey, J. (2002) 'One-parent families - and the dependent children living in them - in Great Britain' *Population Trends* 109, Autumn 2002, pp. 46-57.
- Kalton, G. and Brick, M. (2000) 'Weighting in household panel surveys' in D. Rose (Editor) *Researching Social and Economic Change: the uses of household panel studies* London: Routledge pp 96-112.
- Kalton, G. and Kasprzyk, D. (1986) 'The treatment of missing survey data' *Survey Methodology* 12, pp 1-16
- Kerr, J., Conolly, A. and D'Souza, J. (2008) *Families and Children Study (FACS) 2003, Wave 8 Technical Report* National Centre for Social Research.
- Lyon, N., Tait, C., and Scholes, S. (2005) *Families and Children Study (FACS) 2003, Wave 5 Technical Report* National Centre for Social Research.
- Lyon, N., Tait, C., and Scholes, S. (2006) *Families and Children Study (FACS) 2004, Wave 6 Technical Report* National Centre for Social Research.
- Lyon, N., Mangla, J., Tait, C and Scholes, S. (2007) *Families and Children Study (FACS) 2005, Wave 7 Technical Report* National Centre for Social Research.
- McKay, S. (2003) *Families and Children Study: A Review of FACS 1999 -* , University of Bristol.
- Phillips, M., Miers, A. and Scholes, S. (2003) *Families and Children Study (FACS) 2002, Wave 4 Technical Report* National Centre for Social Research.
- Rubin, D. (1987) *Multiple Imputation for Nonresponse in Surveys* New York: John Wiley & Sons.
- Vanderhoeft , C. (2002) *Generalised Calibration under SPSS* Statistics Belgium (April 2002)
- Woodward, C., Collins, D., Phillips, M. and Woodland, S. (2003) *Families and Children Study (FACS) 2001, Wave 3 Technical Report* National Centre for Social Research
- Woodland, S. and Collins, D. (2001) *Study of Families with Children Technical Report* National Centre for Social Research
- Woodland, S. and Woodward, C. (2002) *Families and Children Study (FACS) 2000, Wave 2 Technical Report* National Centre for Social Research

APPENDIX A MAIN FIELDWORK DOCUMENTS

The following documents (referred to in Chapter 4) appear in this appendix:

- Opt out letter
- Advance letter – panel/booster
- Mover letter – panel
- Address Record Form (ARF) – panel/booster
- Materials used in the card sort exercise
 - Larger show cards to place the cards on
 - Pack A (respondents not currently in work)
 - Pack B (those who have started work since their last interview)
- Data linking documents
- Fieldwork update report
- Self completion information sheet
- Self completion questionnaire
- FACS study leaflet

Where appropriate, Welsh copies of letters have also been included. Originally, some documents were coloured, rather than black or white (for example, the letterhead logo, front cover of ARFs and study leaflet). However, original colours have not been replicated here.



Reference No: P2805/

Date: August 2008

Dear

Families and Children Study

I am writing to ask for your help with an important study about families bringing up children in Great Britain. The study is being carried out for HM Revenue & Customs and the Department for Work and Pensions by an independent research organisation, the *National Centre for Social Research* (NatCen).

This study is designed to collect information about all experiences of family life and work. We are interested in the views and experience of all parents, whatever their circumstances. It is important that the study includes as many of those families selected as possible so we can get an accurate picture of this. Your name has been selected at random from our records.

This is a voluntary study and your answers will be treated in **strict confidence** in accordance with the Data Protection Act. The findings of this study will not identify you or your family. The names of those who take part in the study will not be passed on to anyone outside NatCen without their permission. Whether or not you take part will not affect your entitlement to any benefits or tax credits, or any other dealings with HM Revenue & Customs or the Department for Work and Pensions, now or in the future.

The interviews take place between September and December. You will receive another letter before a NatCen interviewer contacts you at home. The interviewer will explain more about the study and ask you to take part. The interviewer will carry an identification card.

I do hope you decide to take part in the study. If, however, you do not wish an interviewer to contact you, please either write to the NatCen Project Team at the FREEPOST address above, email: facs@natcen.ac.uk, or telephone FREEPHONE 0800 6524574 9.30am - 5:30pm Monday to Friday before Monday 18th August. If you write, email or phone, please remember to give your name and the reference number at the top of this letter, as we cannot guarantee that you will be excluded from the study unless we receive these details.

I hope you will be able to help with this important study.

Yours sincerely,



Stephanie Freeth
Senior Research Officer
HM Revenue & Customs

Families and Children Study: Wave 10

In the past you kindly took part in this important study. It is a panel study, which means that we go back to the same families and speak to the same people every year. Your contribution, along with nearly eight thousand other families, has helped to make it a great success.

We are writing to you to let you know that one of our interviewers will call at your address soon. Where possible this will be the same interviewer you spoke to last time. However this may not always be possible as some interviewers will have other commitments. **All our interviewers carry an identification card**, with a photograph. Please ask to see this.

The name of the interviewer who will be contacting you is: _____

The interviewer will be able to answer any questions you have about the study, and if you are willing to participate, will make an appointment to come and interview you. As a token of our appreciation those families taking part in this interview will receive a £10 gift voucher.

All your answers will be treated in strict confidence in accordance with the Data Protection Act and the findings of this study will not identify you or your family. The names of those who take part in the study will not be passed to anyone outside NatCen (National Centre for Social Research) without their permission.

I do hope you will want to continue to be involved in this important study, and that you will enjoy speaking to one of our interviewers again.

Yours sincerely,



Elise Yarrow
On behalf of the research team

Families and Children Study: Wave 10

In September, Stephanie Freeth from HM Revenue and Customs wrote to you asking for your help with an important study about families bringing up children. We are talking to different families all over Britain, finding out about their experiences of family life and work. As the letter mentioned, we are very interested in finding out about your views and experiences, whatever your present circumstances.

A National Centre for Social Research (NatCen) interviewer will call at your address soon. The interviewer will be able to answer any questions you have about the study and will make an appointment to come and interview you. As a token of our appreciation those families taking part in this interview will receive a £10 gift voucher.

All our interviewers carry an identification card, with a photograph. Please ask to see this.

The name of the interviewer who will be contacting you is: _____

All your answers will be treated in strict confidence in accordance with the Data Protection Act and the findings of this study will not identify you or your family. The names of those who take part in the study will not be passed to anyone outside NatCen without their permission.

We do hope you will want to be involved in this important study, and that you will enjoy speaking to one of our interviewers.

Yours sincerely,



Elise Yarrow
On behalf of the research team

Our Ref: P2805

Serial Number: _____

Dear _____

Families and Children Study: Wave 10

In the past you kindly took part in this important study. It is a panel study, which means that we go back to the same families and speak to the same people every year. Your contribution, along with nearly eight thousand other families, has helped to make it a great success.

This study is designed to collect information about your experiences of family life and work. In particular it will provide information on how family circumstances change over time, and about whether new government initiatives designed to help families with children have any impact. It is therefore very important that we give everyone who has participated in earlier rounds of the study the opportunity to take part in the study again this year. As a token of our appreciation those families who are interviewed this year will receive a £10 gift voucher.

_____, an interviewer from the *National Centre for Social Research* called today at the address we have on our files only to learn that you now live elsewhere.

The interviewer spoke to _____ who did not wish to give your new address without your permission, but did agree to forward this letter to you on our behalf.

We would be most grateful if you would let us have details of your present address as soon as possible, wherever you are living now. Please call me on 01277 200 600 between 9:30am and 5:00pm, Monday to Friday. Alternatively, you can complete the form on the back of this letter and return it to us in the FREEPOST envelope - you will not need a stamp.

Can I stress that by giving us your address you are not committing yourself to be interviewed. You can decide that when the interviewer contacts you to explain the interview and asks you to take part in the survey. All your answers will be treated in strict confidence in accordance with the Data Protection Act and the findings of this study will not identify you or your family. The names of those who take part in the study will not be passed to anyone outside the *National Centre for Social Research (NatCen)*.

If you have any questions or would like any further information please do not hesitate to contact me on 01277 200 600.

Thank you very much for your help.

Yours sincerely



Elise Yarrow
On behalf of the research team



MY NEW ADDRESS

Please complete using BLOCK CAPITALS

Title:	First Name:	Surname:
--------	-------------	----------

Address:	
Post code:	Telephone: (inc. STD code)

PLEASE COMPLETE THE FOLLOWING:

Day	Month	Year
<input type="text"/>	<input type="text"/>	<input type="text"/>
<input type="text"/>	<input type="text"/>	<input type="text"/>

- To help us check our records are correct, what is your full date of birth?
- If you have changed your name (eg: as a result of marriage) in the past year, please give details of your old and new names below:

Current (new) last/family name:
Current (new) first name(s):
Old last/family name(s):
Old first name(s):

Please return the completed form in the enclosed FREEPOST envelope - you don't need a stamp if you post it in the UK.

If you have any questions about this form, or about the study please call:

Elise Yarrow on 01277 200 600

THANK YOU FOR YOUR HELP

P2805 FAMILIES AND CHILDREN STUDY 2008
ADDRESS RECORD FORM (ARF)
BOOSTER

B	SLOT NAME:	
	TRIP NUMBER:	
	FINAL OUTCOME:	

PINK TEAM

ADDRESS LABEL

CHANGE OF ADDRESS

FOR THIS CASE YOU NEED TO:

- Send out advance letter B
- Check that the main respondent has dependent children living with them as part of their household
- Carry out the interview if family eligible
- Give respondent £10 for taking part
- Give self-completion to eligible children aged 11-15

Title First name & Surname

Respondent name:

Respondent Phone No:

Respondent Mobile No:

Respondent E-mail:

Interviewer name:

Interviewer number:

No Telephone No. refused / ex- directory: Total no. of Personal visits:

Call No.	Date DD/MM	Day of week	Call Start Time 24hr Clock	VISITS RECORD Record all visits, even if no reply For phone calls – see separate grid on next page	*Call Status (Enter codes only)	Call End Time 24hr Clock	Call followed by personal/non-CAPI time? (tick)
1	/		:			:	
2	/		:			:	
3	/		:			:	
4	/		:			:	
5	/		:			:	
6	/		:			:	
7	/		:			:	
8	/		:			:	
9	/		:			:	
10	/		:			:	

Call Status Codes: 1=No Reply, 2=Contact Made, 3=Appointment Made, 4=Any Interviewing done, 5=Any Other Status (describe in visits record)

Call No.	Date DD/MM	Day of week	Call Start Time 24hr Clock	VISITS RECORD (continued) Record all visits, even if no reply For phone calls – see separate grid on next page	*Call Status (Enter codes only)	Call End Time 24hr Clock	Call followed by personal/non-CAPI time? (tick)
11	/		:			:	
12	/		:			:	
13	/		:			:	
14	/		:			:	
15	/		:			:	
16	/		:			:	
17	/		:			:	
18	/		:			:	
19	/		:			:	
20	/		:			:	
Call Status Codes: 1=No Reply, 2=Contact Made, 3=Appointment Made, 4=Any Interviewing done, 5=Any Other Status (describe in visits record)							

Call No.	Date DD/MM	Day of week	Call Time 24hr Clock	TELEPHONE CALLS RECORD Record all telephone calls, even if no reply DO NOT ENTER THESE CALLS IN THE NEW CMS
1	/		:	
2	/		:	
3	/		:	
4	/		:	
5	/		:	
6	/		:	
7	/		:	
8	/		:	
9	/		:	
10	/		:	

A. Contact with *main respondent*

NOTE

- The **main respondent** should always be the **female** 'mother-figure' **unless** the respondent is a **lone father**.
- If the named person and partner have split up **follow the children**. If the children are split between the mother and father, follow the mother **only**.
- Remember, you do **not** interview the main respondent **if all** the **children** are now **living elsewhere** (i.e. if they have all left home, gone into care etc).

A1	<p>Is the <i>main respondent</i> living at this address?</p> <p style="text-align: right;">Yes</p> <p style="text-align: right;">No</p> <p style="text-align: right;">Don't know</p> <p style="text-align: right;">Office Refusal</p> <p style="text-align: right;"><i>Main respondent</i> died</p> <p style="text-align: right;">Re-allocated to another interviewer</p>	<table border="1" style="width: 100%; border-collapse: collapse;"> <tr><td style="text-align: center;">AA</td><td style="text-align: center;">GO TO E1</td></tr> <tr><td style="text-align: center;">BB</td><td style="text-align: center;">GO TO A3</td></tr> <tr><td style="text-align: center;">CC</td><td style="text-align: center;">GO TO A2</td></tr> <tr><td style="text-align: center;">410</td><td rowspan="2" style="text-align: center;">GO TO H1</td></tr> <tr><td style="text-align: center;">700</td></tr> <tr><td style="text-align: center;">612</td><td style="text-align: center;">RETURN TO OFFICE</td></tr> </table>	AA	GO TO E1	BB	GO TO A3	CC	GO TO A2	410	GO TO H1	700	612	RETURN TO OFFICE	
AA	GO TO E1													
BB	GO TO A3													
CC	GO TO A2													
410	GO TO H1													
700														
612	RETURN TO OFFICE													
A2	<p>Please code the reason why you are unable to establish whether the <i>main respondent</i> is living at this address.</p> <p style="text-align: center;">OFFICE APPROVAL ONLY: Address inaccessible</p> <p style="text-align: center;">Information refused about whether <i>main respondent</i> is resident at address</p> <p style="text-align: center;">Unknown if <i>main respondent</i> resident due to non-contact at address after 4+ calls</p>	<table border="1" style="width: 100%; border-collapse: collapse;"> <tr><td style="text-align: center;">620</td><td rowspan="3" style="text-align: center;">GO TO H1</td></tr> <tr><td style="text-align: center;">651</td></tr> <tr><td style="text-align: center;">652</td></tr> </table>	620	GO TO H1	651	652								
620	GO TO H1													
651														
652														
A3	<p>Were you able to obtain a follow-up address for the <i>main respondent</i>?</p> <p style="text-align: right;">Yes, follow up address in area</p> <p style="text-align: right;">Yes, but follow up address outside area</p> <p style="text-align: right;">No, follow up address unknown</p>	<table border="1" style="width: 100%; border-collapse: collapse;"> <tr><td style="text-align: center;">DD</td><td style="text-align: center;">RECORD ADDRESS AT B1 (p.4)</td></tr> <tr><td style="text-align: center;">681</td><td style="text-align: center;">RECORD ADDRESS AT B1 (p.4) and RETURN TO OFFICE</td></tr> <tr><td style="text-align: center;">682</td><td style="text-align: center;">GO TO A4</td></tr> </table>	DD	RECORD ADDRESS AT B1 (p.4)	681	RECORD ADDRESS AT B1 (p.4) and RETURN TO OFFICE	682	GO TO A4						
DD	RECORD ADDRESS AT B1 (p.4)													
681	RECORD ADDRESS AT B1 (p.4) and RETURN TO OFFICE													
682	GO TO A4													
A4	<p>WRITE IN ALL ATTEMPTS TO FIND FOLLOW UP ADDRESS FOR <i>MAIN RESPONDENT</i></p> <p style="text-align: right;">RETURN TO OFFICE</p>													

B. Tracing *main respondent* - attempt 1

B1	RECORD FOLLOW UP ADDRESS/ TELEPHONE NUMBER OF RESPONDENT ADDRESS: POSTCODE: Notes on address location	PHONE NO: (incl. STD code) MOBILE NO:																		
B2	Is the <i>main respondent</i> living at this address?	Yes No Don't know Office refusal <i>Main respondent</i> died Re-allocated to another interviewer	<table border="1" style="width: 100%; border-collapse: collapse;"> <tr> <td style="width: 10%; text-align: center;">AA</td> <td style="width: 10%;"></td> <td style="width: 80%; text-align: center;">GO TO E1</td> </tr> <tr> <td style="text-align: center;">BB</td> <td></td> <td style="text-align: center;">GO TO B4</td> </tr> <tr> <td style="text-align: center;">CC</td> <td></td> <td style="text-align: center;">GO TO B3</td> </tr> <tr> <td style="text-align: center;">410</td> <td></td> <td rowspan="2" style="text-align: center;">GO TO H1</td> </tr> <tr> <td style="text-align: center;">700</td> <td></td> </tr> <tr> <td style="text-align: center;">612</td> <td></td> <td style="text-align: center;">RETURN TO OFFICE</td> </tr> </table>	AA		GO TO E1	BB		GO TO B4	CC		GO TO B3	410		GO TO H1	700		612		RETURN TO OFFICE
AA		GO TO E1																		
BB		GO TO B4																		
CC		GO TO B3																		
410		GO TO H1																		
700																				
612		RETURN TO OFFICE																		
B3	Please code the reason why you are unable to establish whether the <i>main respondent</i> is living at this address.	OFFICE APPROVAL ONLY: Address inaccessible Information refused about whether <i>main respondent</i> is resident at address Unknown if <i>main respondent</i> resident due to non-contact at address after 4+ calls	<table border="1" style="width: 100%; border-collapse: collapse;"> <tr> <td style="width: 10%; text-align: center;">620</td> <td style="width: 10%;"></td> <td rowspan="3" style="width: 80%; text-align: center;">GO TO H1</td> </tr> <tr> <td style="text-align: center;">651</td> <td></td> </tr> <tr> <td style="text-align: center;">652</td> <td></td> </tr> </table>	620		GO TO H1	651		652											
620		GO TO H1																		
651																				
652																				
B4	Were you able to obtain a follow-up address for the <i>main respondent</i>?	Yes, follow up address in area Yes, but follow up address outside area No, follow up address unknown	<table border="1" style="width: 100%; border-collapse: collapse;"> <tr> <td style="width: 10%; text-align: center;">DD</td> <td style="width: 10%;"></td> <td style="width: 80%; text-align: center;">RECORD ADDRESS AT C1 (p.5)</td> </tr> <tr> <td style="text-align: center;">681</td> <td></td> <td style="text-align: center;">RECORD ADDRESS AT C1 (p.5) and RETURN TO OFFICE</td> </tr> <tr> <td style="text-align: center;">682</td> <td></td> <td style="text-align: center;">GO TO B5</td> </tr> </table>	DD		RECORD ADDRESS AT C1 (p.5)	681		RECORD ADDRESS AT C1 (p.5) and RETURN TO OFFICE	682		GO TO B5								
DD		RECORD ADDRESS AT C1 (p.5)																		
681		RECORD ADDRESS AT C1 (p.5) and RETURN TO OFFICE																		
682		GO TO B5																		
B5	WRITE IN ALL ATTEMPTS TO FIND FOLLOW UP ADDRESS FOR <i>MAIN RESPONDENT</i>																			
RETURN TO OFFICE																				

C. Tracing *main respondent* - attempt 2

C1	RECORD FOLLOW UP ADDRESS/ TELEPHONE NUMBER OF RESPONDENT ADDRESS: POSTCODE: Notes on address location	PHONE NO: (incl. STD code) MOBILE NO:												
C2	Is the <i>main respondent</i> living at this address?	Yes No Don't know Office refusal <i>Main respondent</i> died Re-allocated to another interviewer	<table border="1" style="width: 100%; border-collapse: collapse;"> <tr> <td style="width: 10%; text-align: center;">AA</td> <td style="width: 80%; text-align: center;">GO TO E1</td> </tr> <tr> <td style="text-align: center;">BB</td> <td style="text-align: center;">GO TO C4</td> </tr> <tr> <td style="text-align: center;">CC</td> <td style="text-align: center;">GO TO C3</td> </tr> <tr> <td style="text-align: center;">410</td> <td rowspan="2" style="text-align: center;">GO TO H1</td> </tr> <tr> <td style="text-align: center;">700</td> </tr> <tr> <td style="text-align: center;">612</td> <td style="text-align: center;">RETURN TO OFFICE</td> </tr> </table>	AA	GO TO E1	BB	GO TO C4	CC	GO TO C3	410	GO TO H1	700	612	RETURN TO OFFICE
AA	GO TO E1													
BB	GO TO C4													
CC	GO TO C3													
410	GO TO H1													
700														
612	RETURN TO OFFICE													
C3	Please code the reason why you are unable to establish whether the <i>main respondent</i> is living at this address.	OFFICE APPROVAL ONLY: Address inaccessible Information refused about whether <i>main respondent</i> is resident at address Unknown if <i>main respondent</i> resident due to non-contact at address after 4+ calls	<table border="1" style="width: 100%; border-collapse: collapse;"> <tr> <td style="width: 10%; text-align: center;">620</td> <td rowspan="3" style="text-align: center;">GO TO H1</td> </tr> <tr> <td style="text-align: center;">651</td> </tr> <tr> <td style="text-align: center;">652</td> </tr> </table>	620	GO TO H1	651	652							
620	GO TO H1													
651														
652														
C4	Were you able to obtain a follow-up address for the <i>main respondent</i>?	Yes, follow up address in area Yes, but follow up address outside area No, follow up address unknown	<table border="1" style="width: 100%; border-collapse: collapse;"> <tr> <td style="width: 10%; text-align: center;">DD</td> <td style="width: 80%; text-align: center;">RECORD ADDRESS AT D1 (p.6)</td> </tr> <tr> <td style="text-align: center;">681</td> <td style="text-align: center;">RECORD ADDRESS AT D1 (p.6) and RETURN TO OFFICE</td> </tr> <tr> <td style="text-align: center;">682</td> <td style="text-align: center;">GO TO C5</td> </tr> </table>	DD	RECORD ADDRESS AT D1 (p.6)	681	RECORD ADDRESS AT D1 (p.6) and RETURN TO OFFICE	682	GO TO C5					
DD	RECORD ADDRESS AT D1 (p.6)													
681	RECORD ADDRESS AT D1 (p.6) and RETURN TO OFFICE													
682	GO TO C5													
C5	WRITE IN ALL ATTEMPTS TO FIND FOLLOW UP ADDRESS FOR <i>MAIN RESPONDENT</i>													
			RETURN TO OFFICE											

E. ESTABLISH IF RESPONDENT HAS DEPENDENT CHILDREN

E1	<p>Were you able to make contact with the <i>main respondent</i>?</p>	Yes No, no contact with <i>main respondent</i>	<table border="1" style="width: 100%; border-collapse: collapse;"> <tr> <td style="width: 20%; text-align: center;">AA</td> <td style="width: 80%; text-align: center;">GO TO E2</td> </tr> <tr> <td style="text-align: center;">662</td> <td style="text-align: center;">GO TO E8</td> </tr> </table>	AA	GO TO E2	662	GO TO E8	*		
AA	GO TO E2									
662	GO TO E8									
E2	<p>ASK RESPONDENT: Are there any children aged 15 or under living with you as part of your family?</p>	Yes No Information refused	<table border="1" style="width: 100%; border-collapse: collapse;"> <tr> <td style="width: 20%; text-align: center;">BB</td> <td style="width: 80%; text-align: center;">GO TO E6</td> </tr> <tr> <td style="text-align: center;">CC</td> <td style="text-align: center;">GO TO E3</td> </tr> <tr> <td style="text-align: center;">661</td> <td style="text-align: center;">GO TO E8</td> </tr> </table>	BB	GO TO E6	CC	GO TO E3	661	GO TO E8	*
BB	GO TO E6									
CC	GO TO E3									
661	GO TO E8									
E3	<p>Are there any children aged 16, 17, 18 or 19 living with you as part of your family?</p>	Yes No Information refused	<table border="1" style="width: 100%; border-collapse: collapse;"> <tr> <td style="width: 20%; text-align: center;">DD</td> <td style="width: 80%; text-align: center;">GO TO E4</td> </tr> <tr> <td style="text-align: center;">EE</td> <td style="text-align: center;">GO TO E7</td> </tr> <tr> <td style="text-align: center;">661</td> <td style="text-align: center;">GO TO E8</td> </tr> </table>	DD	GO TO E4	EE	GO TO E7	661	GO TO E8	*
DD	GO TO E4									
EE	GO TO E7									
661	GO TO E8									
E4	<p>Are <u>any</u> of these children, aged 16, 17, 18 or 19, in full-time education at school, college or 6th form but <u>not</u> studying for a degree-level qualification? (Include those children waiting to go to 6th form/college)</p>	Yes No Information refused	<table border="1" style="width: 100%; border-collapse: collapse;"> <tr> <td style="width: 20%; text-align: center;">FF</td> <td style="width: 80%; text-align: center;">GO TO E6</td> </tr> <tr> <td style="text-align: center;">GG</td> <td style="text-align: center;">GO TO E5</td> </tr> <tr> <td style="text-align: center;">661</td> <td style="text-align: center;">GO TO E8</td> </tr> </table>	FF	GO TO E6	GG	GO TO E5	661	GO TO E8	*
FF	GO TO E6									
GG	GO TO E5									
661	GO TO E8									
E5	<p>Are <u>all</u> these children aged 16, 17, 18 or 19 <u>either</u> studying for a degree level qualification OR receiving a regular wage or salary?</p>	Yes No Information refused	<table border="1" style="width: 100%; border-collapse: collapse;"> <tr> <td style="width: 20%; text-align: center;">HH</td> <td style="width: 80%; text-align: center;">GO TO E7</td> </tr> <tr> <td style="text-align: center;">II</td> <td style="text-align: center;">GO TO E6</td> </tr> <tr> <td style="text-align: center;">661</td> <td style="text-align: center;">GO TO E8</td> </tr> </table>	HH	GO TO E7	II	GO TO E6	661	GO TO E8	*
HH	GO TO E7									
II	GO TO E6									
661	GO TO E8									
E6	<p><u>MAIN RESPONDENT HAS</u> DEPENDENT CHILDREN LIVING WITH THEM AS PART OF THEIR FAMILY</p>		<table border="1" style="width: 100%; border-collapse: collapse;"> <tr> <td style="width: 20%; text-align: center;">JJ</td> <td style="width: 80%; text-align: center;">GO TO F1</td> </tr> </table>	JJ	GO TO F1					
JJ	GO TO F1									
E7	<p><u>MAIN RESPONDENT DOES NOT HAVE</u> DEPENDENT CHILDREN LIVING WITH THEM AS PART OF THEIR FAMILY</p>		<table border="1" style="width: 100%; border-collapse: collapse;"> <tr> <td style="width: 20%; text-align: center;">770</td> <td style="width: 80%; text-align: center;">GO TO H1</td> </tr> </table>	770	GO TO H1	*				
770	GO TO H1									
E8	<p>PLEASE GIVE DETAILS WHY INFORMATION REFUSED / NO CONTACT</p>									
			GO TO H1							

F. OUTCOME OF INTERVIEW FOR *MAIN RESPONDENT* (& PROXY PARTNER)

F1	<p>DID YOU CARRY OUT AN INTERVIEW WITH THE <i>MAIN RESPONDENT</i>? (RING ONE CODE ONLY)</p> <p style="text-align: right;">Yes, full interview with <i>main respondent</i> (no partner in hhld) 110</p> <p style="text-align: right;">Yes, full interview with <i>main respondent</i>, proxy partner interview 112</p> <p style="text-align: right;">Yes, full interview with <i>main respondent</i>, no partner interview (proxy) 113</p> <p style="text-align: right;">Yes, partial interview with <i>main respondent</i> (no partner in hhld) 210</p> <p style="text-align: right;">Yes, partial interview with <i>main respondent</i>, proxy partner interview 212</p> <p style="text-align: right;">Yes, partial interview with <i>main respondent</i>, no partner interview (proxy) 213</p> <p style="text-align: right;">No interview AA</p>	<p>GO TO F7</p> <p>GO TO F5</p> <p>GO TO F4</p> <p>GO TO F2</p>	<p>*</p> <p>*</p> <p>*</p>
F2	<p>CODE REASON FOR NO INTERVIEW WITH <i>MAIN RESPONDENT</i> (RING ONE CODE ONLY)</p> <p style="text-align: right;">Personal refusal 431</p> <p style="text-align: right;">Proxy refusal 432</p> <p style="text-align: right;">Respondent refused during interview (before completed Benefits section) 440</p> <p style="text-align: right;">Broken appointment, no re-contact 450</p> <p style="text-align: right;">Ill at home during survey period 510</p> <p style="text-align: right;">Away/in hospital during entire survey period 520</p> <p style="text-align: right;">Physically or mentally unable/incompetent 530</p> <p style="text-align: right;">Language difficulties 540</p> <p style="text-align: right;">Other (please specify below) 560</p>	<p>GO TO F3</p>	<p>*</p>
F3	<p>IF <u>NO</u> INTERVIEW WITH <i>MAIN RESPONDENT</i>, PLEASE GIVE DETAILS</p>	<p>GO TO H1</p>	
F4	<p>IF PARTIAL INTERVIEW WITH <i>MAIN RESPONDENT</i>, PLEASE GIVE REASON(S).</p>	<p>GO TO F7</p>	

F5	WHY WERE YOU UNABLE TO CARRY OUT THE PROXY PARTNER INTERVIEW?	Personal refusal by partner	81	GO TO F6
		Proxy refusal on behalf of partner	82	
		Other (please specify below)	88	
		F6 IF NO PROXY PARTNER INTERVIEW, PLEASE GIVE DETAILS		
F7	DID YOU GIVE THE <i>MAIN RESPONDENT</i> A £10 VOUCHER? <i>PLEASE ENSURE THAT THE RESPONDENT SIGNS THE VOUCHER RECEIPT ON THE BACK OF THIS ARF</i>	Yes, and signed receipt	1	GO TO F8
		No	2	
		F8 ENTER TOTAL LENGTH OF INTERVIEW		
		Enter length of interview :	<input type="text"/>	

G. CHILD SELF COMPLETION

G1 Are there any children eligible for a self-completion in this household?

Yes	AA	GO TO G2
No	BB	GO TO H1

G2 RECORD HOW SELF-COMPLETION IS BEING RETURNED (YOUR PLANS NOW) BELOW:
Please record self-completion return details for each eligible child (11-15 years) by entering the self-completion status code (see bottom of page).
If self-completion is not expected (code 3) please record reason(s) why at G3.

Person number	Age	First Name	Self-comp Status Code
<input type="text"/>	<input type="text"/>		<input type="text"/>
<input type="text"/>	<input type="text"/>		<input type="text"/>
<input type="text"/>	<input type="text"/>		<input type="text"/>
<input type="text"/>	<input type="text"/>		<input type="text"/>
<input type="text"/>	<input type="text"/>		<input type="text"/>
<input type="text"/>	<input type="text"/>		<input type="text"/>
<input type="text"/>	<input type="text"/>		<input type="text"/>

Person number	Age	Reason why self-completion not expected
<input type="text"/>	<input type="text"/>	
<input type="text"/>	<input type="text"/>	
<input type="text"/>	<input type="text"/>	
<input type="text"/>	<input type="text"/>	
<input type="text"/>	<input type="text"/>	
<input type="text"/>	<input type="text"/>	
<input type="text"/>	<input type="text"/>	

GO TO H1

SELF-COMPLETION STATUS

- 1 (Plan is) to post it at the same time as transmitting the interview
- 2 (Plan is) to ask the respondent to post it back to the office
- 3 Not expected

NB The CAPI interview can not be transmitted until all visits to the household have been completed.

H. INTERVIEWER OBSERVATION OF ADDRESS

(all outcomes codes except 612, 681 and 682)

For office refusals: please obtain this information in all cases

If not already obtained, visit the address but do not approach the occupants

H1	<p>Are any of these physical barriers to entry present at the house/flat/building? (CODE ALL THAT APPLY)</p>		
	Locked common entrance	1	GO TO H2
	Locked gates	2	
	Security staff or other gatekeeper	3	
	Entry phone access	4	
	None of these	5	
	Don't know/Haven't visited	8	
H2	<p>Which of these best describes the accommodation? (CODE ONE ONLY)</p>		
	Detached house	1	END
	Semi-detached house	2	
	Terraced house (including end of terrace)	3	
	Flat or maisonette – purpose built	4	
	Flat or maisonette – conversion	5	
	Other	6	
	Don't know/ Haven't visited	8	

P2805 FAMILIES AND CHILDREN STUDY 2008
ADDRESS RECORD FORM (ARF)
PANEL

P	SLOT NAME:	
	TRIP NUMBER:	
	FINAL OUTCOME:	

PINK TEAM

ADDRESS LABEL

CHANGE OF ADDRESS

FOR THIS CASE YOU NEED TO:

- Send out advance letter P
- Check that the main respondent has dependent children living with them as part of their household
- Carry out main interview if family eligible
- Give respondent £10 for taking part
- Give self-completion to eligible children aged 11-15

Title First name & Surname

Respondent name:

Respondent Phone No:

Respondent Mobile No:

Respondent E-mail:

Interviewer name:

Interviewer number:

No Telephone No. refused / ex- directory: Total no. of Personal visits:

Call No.	Date DD/MM	Day of week	Call Start Time 24hr Clock	VISITS RECORD Record all visits, even if no reply For phone calls – see separate grid on next page	*Call Status (Enter codes only)	Call End Time 24hr Clock	Call followed by personal/ non-CAPI time? (tick)
1	/		:			:	
2	/		:			:	
3	/		:			:	
4	/		:			:	
5	/		:			:	
6	/		:			:	
7	/		:			:	
8	/		:			:	
9	/		:			:	
10	/		:			:	

***Call Status Codes: 1=No Reply, 2=Contact Made, 3=Appointment Made, 4=Any Interviewing done, 5=Any Other Status (describe in visits record)**

Call No.	Date DD/MM	Day of week	Call Start Time 24hr Clock	VISITS RECORD (continued) Record all visits, even if no reply For phone calls – see separate grid on next page	*Call Status (Enter codes only)	Call End Time 24hr Clock	Call followed by personal/non-CAPI time? (tick)
11	/		:			:	
12	/		:			:	
13	/		:			:	
14	/		:			:	
15	/		:			:	
16	/		:			:	
17	/		:			:	
18	/		:			:	
19	/		:			:	
20	/		:			:	

Call Status Codes: 1=No Reply, 2=Contact Made, 3=Appointment Made, 4=Any Interviewing done, 5=Any Other Status (describe in visits record)

Call No.	Date DD/MM	Day of week	Call Time 24hr Clock	TELEPHONE CALLS RECORD Record all telephone calls, even if no reply DO NOT ENTER THESE CALLS IN THE NEW CMS
1	/		:	
2	/		:	
3	/		:	
4	/		:	
5	/		:	
6	/		:	
7	/		:	
8	/		:	
9	/		:	
10	/		:	

A. Contact with *main respondent*

NOTE

- You should attempt to re-interview the main respondent (who will usually be female) except:
- If the **main respondent** has **left or died** and all the children live with the partner – interview the partner as main respondent. However if the partner is male, and he has re-partnered then his new partner should be interviewed as the main respondent.
- Remember, **this year** for panel cases you **do not** interview the main respondent if **all the children** are now **living elsewhere** (i.e. if they have all left home, gone into care etc).

A1	<p>Is the <i>main respondent</i> living at this address?</p> <p style="text-align: right;">Yes</p> <p style="text-align: right;">No</p> <p style="text-align: right;">Don't know</p> <p style="text-align: right;">Office Refusal</p> <p style="text-align: right;"><i>Main respondent</i> died</p> <p style="text-align: right;">Re-allocated to another interviewer</p>	AA	GO TO E1	
		BB	GO TO A3	
		CC	GO TO A2	
		410	GO TO H1	*
		700	GO TO H1	
		612	RETURN TO OFFICE	*
A2	<p>Please code the reason why you are unable to establish whether the <i>main respondent</i> is living at this address.</p> <p style="text-align: center;">OFFICE APPROVAL ONLY: Address inaccessible</p> <p style="text-align: center;">Information refused about whether <i>main respondent</i> is resident at address</p> <p style="text-align: center;">Unknown if <i>main respondent</i> resident due to non-contact at address after 4+ calls</p>	620	GO TO H1	*
		420		
		310		
A3	<p>Were you able to obtain a follow-up address for the <i>main respondent</i>?</p> <p style="text-align: right;">Yes, follow up address in area</p> <p style="text-align: right;">Yes, but follow up address outside area</p> <p style="text-align: right;">No, follow up address unknown</p>	DD	RECORD ADDRESS AT B1 (p.4)	
		681	RECORD ADDRESS AT B1 (p.4) and RETURN TO OFFICE	*
		682	GO TO A4	*
A4	<p>Did you leave a mover letter with the present occupants?</p> <p style="text-align: right;">Yes</p> <p style="text-align: right;">No</p>	1	GO TO A5	
		2		
A5	<p>Did you contact the <u>stable address</u> to help you trace the <i>main respondent</i>?</p> <p style="text-align: right;">Yes</p> <p style="text-align: right;">No</p>	1	GO TO A6	
		2		
A6	<p>WRITE IN ALL OTHER ATTEMPTS TO FIND FOLLOW UP ADDRESS FOR <i>MAIN RESPONDENT</i></p> <p style="text-align: right;">RETURN TO OFFICE</p>			

B. Tracing *main respondent* - attempt 1

B1	RECORD FOLLOW UP ADDRESS/ TELEPHONE NUMBER OF RESPONDENT ADDRESS: POSTCODE: Notes on address location	PHONE NO: (incl. STD code) MOBILE NO:																		
B2	Is the <i>main respondent</i> living at this address?	Yes No Don't know Office refusal <i>Main respondent</i> died Re-allocated to another interviewer	<table border="1" style="width: 100%; border-collapse: collapse;"> <tr> <td style="width: 10%; text-align: center;">AA</td> <td style="width: 10%;"></td> <td style="width: 80%; text-align: center;">GO TO E1</td> </tr> <tr> <td style="text-align: center;">BB</td> <td></td> <td style="text-align: center;">GO TO B4</td> </tr> <tr> <td style="text-align: center;">CC</td> <td></td> <td style="text-align: center;">GO TO B3</td> </tr> <tr> <td style="text-align: center;">410</td> <td></td> <td rowspan="2" style="text-align: center;">GO TO H1</td> </tr> <tr> <td style="text-align: center;">700</td> <td></td> </tr> <tr> <td style="text-align: center;">612</td> <td></td> <td style="text-align: center;">RETURN TO OFFICE</td> </tr> </table>	AA		GO TO E1	BB		GO TO B4	CC		GO TO B3	410		GO TO H1	700		612		RETURN TO OFFICE
AA		GO TO E1																		
BB		GO TO B4																		
CC		GO TO B3																		
410		GO TO H1																		
700																				
612		RETURN TO OFFICE																		
B3	Please code the reason why you are unable to establish whether the <i>main respondent</i> is living at this address.	OFFICE APPROVAL ONLY: Address inaccessible Information refused about whether <i>main respondent</i> is resident at address Unknown if <i>main respondent</i> resident due to non-contact at address after 4+ calls	<table border="1" style="width: 100%; border-collapse: collapse;"> <tr> <td style="width: 10%; text-align: center;">620</td> <td style="width: 10%;"></td> <td rowspan="3" style="width: 80%; text-align: center;">GO TO H1</td> </tr> <tr> <td style="text-align: center;">651</td> <td></td> </tr> <tr> <td style="text-align: center;">652</td> <td></td> </tr> </table>	620		GO TO H1	651		652											
620		GO TO H1																		
651																				
652																				
B4	Were you able to obtain a follow-up address for the <i>main respondent</i>?	Yes, follow up address in area Yes, but follow up address outside area No, follow up address unknown	<table border="1" style="width: 100%; border-collapse: collapse;"> <tr> <td style="width: 10%; text-align: center;">DD</td> <td style="width: 10%;"></td> <td style="width: 80%; text-align: center;">RECORD ADDRESS AT C1 (p.5)</td> </tr> <tr> <td style="text-align: center;">681</td> <td></td> <td style="text-align: center;">RECORD ADDRESS AT C1 (p.5) and RETURN TO OFFICE</td> </tr> <tr> <td style="text-align: center;">682</td> <td></td> <td style="text-align: center;">GO TO B5</td> </tr> </table>	DD		RECORD ADDRESS AT C1 (p.5)	681		RECORD ADDRESS AT C1 (p.5) and RETURN TO OFFICE	682		GO TO B5								
DD		RECORD ADDRESS AT C1 (p.5)																		
681		RECORD ADDRESS AT C1 (p.5) and RETURN TO OFFICE																		
682		GO TO B5																		
B5	Did you leave a mover letter with the present occupants?	Yes No	<table border="1" style="width: 100%; border-collapse: collapse;"> <tr> <td style="width: 10%; text-align: center;">1</td> <td style="width: 10%;"></td> <td rowspan="2" style="width: 80%; text-align: center;">GO TO B6</td> </tr> <tr> <td style="text-align: center;">2</td> <td></td> </tr> </table>	1		GO TO B6	2													
1		GO TO B6																		
2																				
B6	Did you contact the <u>stable address</u> to help you trace the <i>main respondent</i>?	Yes No	<table border="1" style="width: 100%; border-collapse: collapse;"> <tr> <td style="width: 10%; text-align: center;">1</td> <td style="width: 10%;"></td> <td rowspan="2" style="width: 80%; text-align: center;">GO TO B7</td> </tr> <tr> <td style="text-align: center;">2</td> <td></td> </tr> </table>	1		GO TO B7	2													
1		GO TO B7																		
2																				
B7	WRITE IN ALL OTHER ATTEMPTS TO FIND FOLLOW UP ADDRESS FOR MAIN RESPONDENT																			
	RETURN TO OFFICE																			

C. Tracing *main respondent* - attempt 2

C1	<p>RECORD FOLLOW UP ADDRESS/ TELEPHONE NUMBER OF RESPONDENT</p> <p>ADDRESS:</p> <p>POSTCODE: PHONE NO: (<i>incl. STD code</i>)</p> <p>Notes on address location MOBILE NO:</p>																							
C2	<p>Is the <i>main respondent</i> living at this address?</p> <table style="width: 100%; border: none;"> <tr> <td style="text-align: right;">Yes</td> <td style="border: 1px solid black;">AA</td> <td style="border: 1px solid black;">GO TO E1</td> <td></td> </tr> <tr> <td style="text-align: right;">No</td> <td style="border: 1px solid black;">BB</td> <td style="border: 1px solid black;">GO TO C4</td> <td></td> </tr> <tr> <td style="text-align: right;">Don't know</td> <td style="border: 1px solid black;">CC</td> <td style="border: 1px solid black;">GO TO C3</td> <td></td> </tr> <tr> <td style="text-align: right;">Office refusal</td> <td style="border: 1px solid black;">410</td> <td rowspan="2" style="border: 1px solid black;">GO TO H1</td> <td style="text-align: right;">*</td> </tr> <tr> <td style="text-align: right;"><i>Main respondent</i> died</td> <td style="border: 1px solid black;">700</td> <td style="text-align: right;">*</td> </tr> <tr> <td style="text-align: right;">Re-allocated to another interviewer</td> <td style="border: 1px solid black;">612</td> <td style="border: 1px solid black;">RETURN TO OFFICE</td> <td style="text-align: right;">*</td> </tr> </table>	Yes	AA	GO TO E1		No	BB	GO TO C4		Don't know	CC	GO TO C3		Office refusal	410	GO TO H1	*	<i>Main respondent</i> died	700	*	Re-allocated to another interviewer	612	RETURN TO OFFICE	*
Yes	AA	GO TO E1																						
No	BB	GO TO C4																						
Don't know	CC	GO TO C3																						
Office refusal	410	GO TO H1	*																					
<i>Main respondent</i> died	700		*																					
Re-allocated to another interviewer	612	RETURN TO OFFICE	*																					
C3	<p>Please code the reason why you are unable to establish whether the <i>main respondent</i> is living at this address.</p> <table style="width: 100%; border: none;"> <tr> <td style="text-align: center;">OFFICE APPROVAL ONLY: Address inaccessible</td> <td style="border: 1px solid black;">620</td> <td rowspan="3" style="border: 1px solid black;">GO TO H1</td> <td></td> </tr> <tr> <td style="text-align: center;">Information refused about whether <i>main respondent</i> is resident at address</td> <td style="border: 1px solid black;">651</td> <td style="text-align: right;">*</td> </tr> <tr> <td style="text-align: center;">Unknown if <i>main respondent</i> resident due to non-contact at address after 4+ calls</td> <td style="border: 1px solid black;">652</td> <td style="text-align: right;">*</td> </tr> </table>	OFFICE APPROVAL ONLY: Address inaccessible	620	GO TO H1		Information refused about whether <i>main respondent</i> is resident at address	651	*	Unknown if <i>main respondent</i> resident due to non-contact at address after 4+ calls	652	*													
OFFICE APPROVAL ONLY: Address inaccessible	620	GO TO H1																						
Information refused about whether <i>main respondent</i> is resident at address	651		*																					
Unknown if <i>main respondent</i> resident due to non-contact at address after 4+ calls	652		*																					
C4	<p>Were you able to obtain a follow-up address for the <i>main respondent</i>?</p> <table style="width: 100%; border: none;"> <tr> <td style="text-align: right;">Yes, follow up address in area</td> <td style="border: 1px solid black;">DD</td> <td style="border: 1px solid black;">RECORD ADDRESS AT D1 (p.6)</td> <td></td> </tr> <tr> <td style="text-align: right;">Yes, but follow up address outside area</td> <td style="border: 1px solid black;">681</td> <td style="border: 1px solid black;">RECORD ADDRESS AT D1 (p.6) and RETURN TO OFFICE</td> <td style="text-align: right;">*</td> </tr> <tr> <td style="text-align: right;">No, follow up address unknown</td> <td style="border: 1px solid black;">682</td> <td style="border: 1px solid black;">GO TO C5</td> <td style="text-align: right;">*</td> </tr> </table>	Yes, follow up address in area	DD	RECORD ADDRESS AT D1 (p.6)		Yes, but follow up address outside area	681	RECORD ADDRESS AT D1 (p.6) and RETURN TO OFFICE	*	No, follow up address unknown	682	GO TO C5	*											
Yes, follow up address in area	DD	RECORD ADDRESS AT D1 (p.6)																						
Yes, but follow up address outside area	681	RECORD ADDRESS AT D1 (p.6) and RETURN TO OFFICE	*																					
No, follow up address unknown	682	GO TO C5	*																					
C5	<p>Did you leave a mover letter with the present occupants?</p> <table style="width: 100%; border: none;"> <tr> <td style="text-align: right;">Yes</td> <td style="border: 1px solid black;">1</td> <td rowspan="2" style="border: 1px solid black;">GO TO C6</td> <td></td> </tr> <tr> <td style="text-align: right;">No</td> <td style="border: 1px solid black;">2</td> <td style="text-align: right;">*</td> </tr> </table>	Yes	1	GO TO C6		No	2	*																
Yes	1	GO TO C6																						
No	2		*																					
C6	<p>Did you contact the <u>stable address</u> to help you trace the <i>main respondent</i>?</p> <table style="width: 100%; border: none;"> <tr> <td style="text-align: right;">Yes</td> <td style="border: 1px solid black;">1</td> <td rowspan="2" style="border: 1px solid black;">GO TO C7</td> <td></td> </tr> <tr> <td style="text-align: right;">No</td> <td style="border: 1px solid black;">2</td> <td style="text-align: right;">*</td> </tr> </table>	Yes	1	GO TO C7		No	2	*																
Yes	1	GO TO C7																						
No	2		*																					
C7	<p>WRITE IN ALL OTHER ATTEMPTS TO FIND FOLLOW UP ADDRESS FOR MAIN RESPONDENT</p> <p style="text-align: right;">RETURN TO OFFICE</p>																							

E. ESTABLISH IF RESPONDENT HAS DEPENDENT CHILDREN

E1	<p>Were you able to make contact with the <i>main respondent</i>?</p>	Yes No, no contact with <i>main respondent</i>	<table border="1" style="width: 100%; border-collapse: collapse;"> <tr> <td style="width: 20%; text-align: center;">AA</td> <td style="width: 80%; text-align: center;">GO TO E2</td> </tr> <tr> <td style="text-align: center;">662</td> <td style="text-align: center;">GO TO E8</td> </tr> </table>	AA	GO TO E2	662	GO TO E8	*		
AA	GO TO E2									
662	GO TO E8									
E2	<p>ASK RESPONDENT: Are there any children aged 15 or under living with you as part of your family?</p>	Yes No Information refused	<table border="1" style="width: 100%; border-collapse: collapse;"> <tr> <td style="width: 20%; text-align: center;">BB</td> <td style="width: 80%; text-align: center;">GO TO E6</td> </tr> <tr> <td style="text-align: center;">CC</td> <td style="text-align: center;">GO TO E3</td> </tr> <tr> <td style="text-align: center;">661</td> <td style="text-align: center;">GO TO E8</td> </tr> </table>	BB	GO TO E6	CC	GO TO E3	661	GO TO E8	*
BB	GO TO E6									
CC	GO TO E3									
661	GO TO E8									
E3	<p>Are there any children aged 16, 17, 18 or 19 living with you as part of your family?</p>	Yes No Information refused	<table border="1" style="width: 100%; border-collapse: collapse;"> <tr> <td style="width: 20%; text-align: center;">DD</td> <td style="width: 80%; text-align: center;">GO TO E4</td> </tr> <tr> <td style="text-align: center;">EE</td> <td style="text-align: center;">GO TO E7</td> </tr> <tr> <td style="text-align: center;">661</td> <td style="text-align: center;">GO TO E8</td> </tr> </table>	DD	GO TO E4	EE	GO TO E7	661	GO TO E8	*
DD	GO TO E4									
EE	GO TO E7									
661	GO TO E8									
E4	<p>Are <u>any</u> of these children, aged 16, 17, 18 or 19, in full-time education at school, college or 6th form, but <u>not</u> studying for a degree-level qualification? (Include those children waiting to go to 6th form/college)</p>	Yes No Information refused	<table border="1" style="width: 100%; border-collapse: collapse;"> <tr> <td style="width: 20%; text-align: center;">FF</td> <td style="width: 80%; text-align: center;">GO TO E6</td> </tr> <tr> <td style="text-align: center;">GG</td> <td style="text-align: center;">GO TO E5</td> </tr> <tr> <td style="text-align: center;">661</td> <td style="text-align: center;">GO TO E8</td> </tr> </table>	FF	GO TO E6	GG	GO TO E5	661	GO TO E8	*
FF	GO TO E6									
GG	GO TO E5									
661	GO TO E8									
E5	<p>Are <u>all</u> these children aged 16, 17, 18 or 19 <u>either</u> studying for a degree level qualification OR receiving a regular wage or salary?</p>	Yes No Information refused	<table border="1" style="width: 100%; border-collapse: collapse;"> <tr> <td style="width: 20%; text-align: center;">HH</td> <td style="width: 80%; text-align: center;">GO TO E7</td> </tr> <tr> <td style="text-align: center;">II</td> <td style="text-align: center;">GO TO E6</td> </tr> <tr> <td style="text-align: center;">661</td> <td style="text-align: center;">GO TO E8</td> </tr> </table>	HH	GO TO E7	II	GO TO E6	661	GO TO E8	*
HH	GO TO E7									
II	GO TO E6									
661	GO TO E8									
E6	<p><u>MAIN RESPONDENT HAS</u> DEPENDENT CHILDREN LIVING WITH THEM AS PART OF THEIR FAMILY</p>		<table border="1" style="width: 100%; border-collapse: collapse;"> <tr> <td style="width: 20%; text-align: center;">JJ</td> <td style="width: 80%; text-align: center;">GO TO F1</td> </tr> </table>	JJ	GO TO F1					
JJ	GO TO F1									
E7	<p><u>MAIN RESPONDENT DOES NOT HAVE</u> DEPENDENT CHILDREN LIVING WITH THEM AS PART OF THEIR FAMILY</p>		<table border="1" style="width: 100%; border-collapse: collapse;"> <tr> <td style="width: 20%; text-align: center;">770</td> <td style="width: 80%; text-align: center;">GO TO H1</td> </tr> </table>	770	GO TO H1	*				
770	GO TO H1									
E8	<p>PLEASE GIVE DETAILS WHY INFORMATION REFUSED / NO CONTACT</p>									
			GO TO H1							

F. OUTCOME OF INTERVIEW FOR MAIN RESPONDENT (& PROXY PARTNER)

F1	DID YOU CARRY OUT AN INTERVIEW WITH THE MAIN RESPONDENT? (RING ONE CODE ONLY)			
	Yes, full interview with <i>main respondent</i> (no partner in hhld)	110	GO TO F7	*
	Yes, full interview with <i>main respondent</i> , proxy partner interview	112		
	Yes, full interview with <i>main respondent</i> , no partner interview (proxy)	113	GO TO F5	*
	Yes, partial interview with <i>main respondent</i> (no partner in hhld)	210	GO TO F4	
	Yes, partial interview with <i>main respondent</i> , proxy partner interview	212		*
	Yes, partial interview with <i>main respondent</i> , no partner interview (proxy)	213		
No interview	AA	GO TO F2		
F2	CODE REASON FOR NO INTERVIEW WITH MAIN RESPONDENT (RING ONE CODE ONLY)			
	Personal refusal	431	GO TO F3	*
	Proxy refusal	432		
	Respondent refused during interview (before completed Benefits section)	440		
	Broken appointment, no re-contact	450		
	Contact made with <i>main respondent's</i> hhld but not with responsible adult	330		
	Contact made with responsible adult in hhld but not with <i>main respondent</i>	340		
	Ill at home during survey period	510		
	Away/in hospital during entire survey period	520		
	Physically or mentally unable/incompetent	530		
	Language difficulties	540		
	Other (please specify below)	560		
F3	IF <u>NO</u> INTERVIEW WITH MAIN RESPONDENT, PLEASE GIVE DETAILS			
			GO TO H1	
F4	IF <u>PARTIAL</u> INTERVIEW WITH MAIN RESPONDENT, PLEASE GIVE REASON(S).			
			GO TO F7	

F5	WHY WERE YOU UNABLE TO CARRY OUT THE PROXY PARTNER INTERVIEW?			
		Personal refusal by partner	81	GO TO F6
		Proxy refusal on behalf of partner	82	
		Other (please specify below)	88	
F6	IF NO PROXY PARTNER INTERVIEW, PLEASE GIVE DETAILS			GO TO F7
F7	DID YOU GIVE THE <i>MAIN RESPONDENT</i> A £10 VOUCHER? <i>PLEASE ENSURE THAT THE RESPONDENT SIGNS THE VOUCHER RECEIPT FORM ON THE BACK OF THIS ARF</i>			
		Yes, and signed receipt	1	GO TO F8
		No	2	
F8	ENTER TOTAL LENGTH OF INTERVIEW	Enter length of interview :	<input type="text"/>	GO TO G1

G. CHILD SELF COMPLETION

G1 Are there any children eligible for a self-completion in this household?

Yes	AA	GO TO G2
No	BB	GO TO H1

G2 RECORD HOW SELF-COMPLETION IS BEING RETURNED (YOUR PLANS NOW) BELOW:
Please record self-completion return details for each eligible child (11-15 years) by entering the self-completion status code (see bottom of page).
If self-completion is not expected (code 3) please record reason(s) why at G3.

Person number	Age	First Name	Self-comp Status Code
<input type="text"/>	<input type="text"/>		<input type="text"/>
<input type="text"/>	<input type="text"/>		<input type="text"/>
<input type="text"/>	<input type="text"/>		<input type="text"/>
<input type="text"/>	<input type="text"/>		<input type="text"/>
<input type="text"/>	<input type="text"/>		<input type="text"/>
<input type="text"/>	<input type="text"/>		<input type="text"/>
<input type="text"/>	<input type="text"/>		<input type="text"/>
<input type="text"/>	<input type="text"/>		<input type="text"/>

Person number	Age	Reason why self-completion not expected
<input type="text"/>	<input type="text"/>	
<input type="text"/>	<input type="text"/>	
<input type="text"/>	<input type="text"/>	
<input type="text"/>	<input type="text"/>	
<input type="text"/>	<input type="text"/>	
<input type="text"/>	<input type="text"/>	
<input type="text"/>	<input type="text"/>	

GO TO H1

SELF-COMPLETION STATUS

- 1 (Plan is) to post it at the same time as transmitting the interview
- 2 (Plan is) to ask the respondent to post it back to the office
- 3 Not expected

NB The CAPI interview can not be transmitted until all visits to the household have been completed.

H. INTERVIEWER OBSERVATION OF ADDRESS

(all outcomes codes except 612, 681 and 682)

For office refusals: please obtain this information in all cases

If not already obtained, visit the address but do not approach the occupants

H1	<p>Are any of these physical barriers to entry present at the house/flat/building? (CODE ALL THAT APPLY)</p>		
	Locked common entrance	1	GO TO H2
	Locked gates	2	
	Security staff or other gatekeeper	3	
	Entry phone access	4	
	None of these	5	
	Don't know/Haven't visited	8	
H2	<p>Which of these best describes the accommodation? (CODE ONE ONLY)</p>		
	Detached house	1	END
	Semi-detached house	2	
	Terraced house (including end of terrace)	3	
	Flat or maisonette – purpose built	4	
	Flat or maisonette – conversion	5	
	Other	6	
	Don't know/ Haven't visited	8	

CARD H4

Reasons for not wanting to or being able to work at this time

NOT A FACTOR	SMALLER FACTORS	BIG FACTORS

CARD H5

Reasons that make it difficult for you to stay in work

NOT A FACTOR	SMALLER FACTORS	BIG FACTORS

A

My child/children wouldn't like me to work

1

A

My parent/parents wouldn't like it if I worked

2

A

I would have problems with transport to and from work

3

A

There are few suitable job opportunities in the local area

4

A

I have difficulties due to my health condition or disability

5

A

My confidence is low at the moment

6

A

I want to look after my child/children myself or at home

7

A

I care for someone who has a health condition, disability or behavioural difficulties

8

A

I am worried I will not have enough time with my child/children

9

A

I haven't got the qualifications or experience to get the kind of job I would want

10

A

My husband/partner/ex-partner would not like it if I worked

11

A

I am not sure I would be financially better off in work

12

A

There isn't enough suitable, affordable childcare around here

13

A

I would need a job where I could take time off at short notice to look after my child/children

14

A

Employers aren't very family-friendly

15

A

My family or close friends are not able, or live too far away, to provide childcare

16

A

I am not prepared to leave my child/children in the care of anyone other than my family or close friends while I work

17

A

I am concerned about leaving the security of Benefits

18

A

**I have personal or family
troubles that need to be
sorted out**

19

B

**My child/children don't like
me working**

1

B

**My parent/parents don't like
me working**

2

B

**I hadn't anticipated all the
extra things I would need to
spend money on now that I'm
in work**

3

B

**I have problems with
transport to and from work**

4

B

**I find it stressful combining
work and family life**

5

B

**I have difficulties working due
to my health condition or
disability**

6

B

**My confidence has taken a
knock since I started work**

7

B

**I am not enjoying working as
much as I thought I would**

8

B

**I am worried I do not have
enough time with my
child/children**

9

B

There is a lot of pressure in my present job to work longer hours, stay late or do overtime

10

B

My husband/partner/ex-partner does not like me working

11

B

I am not sure that I am better off financially in work

12

B

There isn't enough suitable, affordable childcare around here

13

B

My employer is not very family-friendly

14

B

My child/children are not happy in childcare while I'm at work

15

B

I am finding it difficult to adjust to having money coming in every month rather than every week

16

B

I can't see this job going anywhere, there are no promotion prospects

17

B

I'm not confident my childcare arrangements will continue

18

DATA LINKING EXAMPLES**Example 1: Benefits claimed**

We have asked you for information about the benefits and tax credits you may be receiving. The benefits system can be confusing and the names of benefits change over time. The Department for Work and Pensions (DWP) will link the information you have provided with their benefit records to confirm which benefits you are claiming. This is not carried out in order to detect fraud and will not affect any claim you have at present or in the future.

An example:

Mr Jones has arthritis and is unable to work. He says in the FACS interview that he thinks he is receiving Incapacity Benefit but is not sure. When Mr Jones' information is linked with the DWP benefit records, it is actually found that Mr Jones is receiving Disability Living Allowance for his arthritis. This makes no difference to Mr Jones' claim, but helps the statistics and research department understand more about the benefits and the people who receive them.

Example 2: Test results

We have asked you how you think your child is performing at school in maths, English and science. Children take a number of tests at school called key stage tests. The Department for Children, Schools and Families (DCSF) holds the results of these tests for all children at school. DCSF will link your child's personal details to the results information they hold to give more detailed information about your child's progress.

An example

Mrs Smith told us about how she felt Tommy was doing at school and about the homework he does. Tommy's details are linked with the DCSF data and his test results put him in the top 10% of pupils. This more detailed picture of how Tommy is doing would enable the statistics and research department to understand more about Tommy's performance at school. This would not affect his education and personal identifiable information about Tommy would not be made available outside the DCSF and DWP.

Example 3: Jobs

We have asked you about your current/last job(s). You may have only had one job, but some people may have had more and may find it difficult to remember the exact date they started and finished each job. The Department for Work and Pensions (DWP) holds information about people's jobs. DWP will link the information you have provided with their employment records to provide a more detailed picture about when you started and finished each job. This will tell them more about how long people spend in jobs and how many jobs they are likely to have.

An example

Fred says he has had 4 jobs over the last year. He thinks the first one started in December and ended in March, with the next one starting in April. His information is linked to DWP records. These show that Fred's first job started in December but ended in February. His next job started in April which meant Fred was not working at all in March. Again, this would not affect any benefits Fred was claiming but the statistics and research department would have a better idea about how people move from job to job and from benefits to jobs.



FAMILIES AND CHILDREN STUDY

National Pupil Database

The Department for Children, Schools and Families (DCSF) looks after schools, colleges and other forms of education.

We would like to obtain more information about how your child(ren) are doing at school by adding information from the National Pupil Database to the answers you have given to the questions in this interview. This database is held by DCSF and contains information about how children are doing at school in the various exams and tests that they take.

In order to do this we need your permission to pass your **child's/children's full name, sex, date of birth** and **address** to the Department for Children, Schools and Families.

- The information will **only** be used for research purposes.
- Names and addresses are **never** included in the results and no individual can be identified from the research.
- The information will be kept **confidential**.
- Your child's details **will not** be passed to anyone else outside the research team at NatCen and the Department for Children, Schools and Families.
- Your child's education **will not** be affected.
- You or your child can withdraw your permission to link to these records at **any time by completing the form below**. This **will not** affect your future participation in the study.



I wish to withdraw my permission to link my child's study information to the National Pupil Database.

Title:

First name:

Last name:

Address:

Postcode:

Please complete the details above and send this form to:

Families and Children Study
National Centre for Social Research
35 Northampton Square
London
EC1V 0AX

FAMILIES AND CHILDREN STUDY

DWP records

The Department for Work and Pensions (formerly the Department for Social Security – DSS) holds information about benefits, tax credits and employment.

We would like to add this information to your answers from the questions we have just asked you to:

- Create a more accurate picture of people's work history, benefits and needs
- Help researchers and policymakers to be better informed in their work to improve programs designed to help people

In order to do this we need your permission to pass your **full name, sex, date of birth** and **address** to the Department for Work and Pensions.

- The information will **only** be used for research and statistics.
- The information will be kept **confidential**.
- Names and addresses are **never** included in the results and no individual can be identified from the research.
- Your personal details **will not** be passed to anyone else outside the research team at NatCen and the Department for Work and Pensions.
- The information **will not** be used to work out whether anyone is claiming benefits or tax credits they should not be.
- Any current or future claims for benefits or tax credits **will not** be affected.
- You can withdraw your permission to link to these records at **any time by completing the form below**. This **will not** affect your future participation in the study.



I wish to withdraw my permission to link my study information to the Department for Work and Pensions records.

Title:

First name:

Last name:

Address:

Postcode:

Please complete the details above and send this form to:
Families and Children Study
National Centre for Social Research
35 Northampton Square
London
EC1V 0AX

FACS Summary response								
15-Dec-08								
	Panel		Booster		Opt in		All cases	
	n	%	n	%	n	%	n	%
Issued cases	5980		1207		113		7300	
Outcome not finalised	827		332		32		1191	
Covered cases	5153	86.2	875	72.5	81	71.7	6109	83.7
Ineligible cases								
Respondent deceased	8	0.2	0	0.0	0	0.0	8	0.1
No dependent children	84	1.63	11	1.3	1	1.2	96	1.6
Eligible cases (=covered-ineligible)	5061		864		80		6005	
Productive cases								
Full interview with main respondent	4533	89.6	536	62.0	53	66.3	5122	85.3
Partial interview with main respondent	0	0.0	2	0.2	0	0.0	2	0.0
Total productives	4533	89.6	538	62.3	53	66.3	5124	85.3
Unproductive cases								
Refusal to Head Office	27	0.5	33	3.8	2	2.5	62	1.0
Refusal to interviewer	167	3.3	114	13.2	18	22.5	299	5.0
Non-contact	59	1.2	29	3.4	2	2.5	90	1.5
Untraced movers	229	4.5	125	14.5	2	2.5	356	5.9
Other unproductive	46	0.9	25	2.9	3	3.8	74	1.2



Families and Children Study

If you are aged 11 to 15 years the interviewer will ask you to fill in a booklet. The booklet is for you to fill in by yourself.

What is the booklet about?

In the booklet there are questions about things like...

- What you do in your spare time
- Where you live
- Going to school

How do I fill in the booklet?

- Open the booklet and read the instructions on the first page carefully
- Answer all questions on your own
- You can miss out any question that you do not want to answer
- Please be honest
- We will not tell anyone what your answers are

What do I do when I have finished?

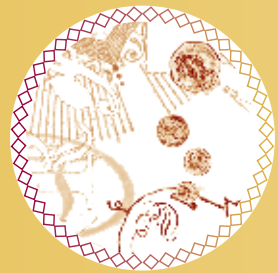

- Please give the booklet back to the interviewer or post it back in the envelope provided.
- If you have lost your envelope please post it back in another envelope to the address on the back of the booklet. Please remember to use a stamp.

THANK YOU FOR YOUR HELP

Here are some questions for you to

We are interested in your honest answers. We will

You can miss out any question that you don't want to answer. Look at the



answer on your own.

not tell anyone what your answers are.



instructions on the right and read what to do.

How to answer the questions

Please read each question carefully.

Most of the questions can be answered by putting a tick in the box next to the answer that applies to you like this:

(Tick one box)

Yes
No

Sometimes you have to write a number in a box, for example:

Write in the number of hours:

Next to some of the boxes are instructions. They tell you which question to answer next. If there are no special instructions, just answer the next question.

(Tick one box)

Yes → go to question 3 (below)
No → go to question 4 (right)

If you make a mistake, just cross through the wrong answer, and then write in – or tick – the right answer, like this:

(Tick one box)

Agree
Disagree

First, some questions about what you do in your spare time...

1 How many hours do you spend watching TV, including videos and DVDs, on a normal school day?

Remember to include time before and after school.

(Tick one box) ²²⁰

- None ₁
Less than an hour ₂
1–3 hours ₃
4–6 hours ₄
7 hours or more ₅

2 Do you or your family have a computer at home?

(Tick one box)

²²¹

- Yes ₁ → go to question 3 (right)
No ₂ → go to question 4 (opposite page)

Answer this question if you DO have a computer at home:


3 Thinking back over the **last 7 days**, on how many days have you used the computer?

Please don't include time spent playing computer games.

(Tick one box)

²²²

- None, or only used it to play games ₁
1–2 days ₂
3–5 days ₃
6 days or more ₄



4 Thinking back over the **last 7 days**, on how many days have you had friends round to your house?

(Tick one box) 223

- None 1
- 1–2 days 2
- 3–5 days 3
- 6 days or more 4

5 And in the **last 7 days**, on how many days have you visited your friends at their houses?

(Tick one box) 224

- None 1
- 1–2 days 2
- 3–5 days 3
- 6 days or more 4

6 In the **last 7 days**, on how many days have you done sports or other active things?

Please include things like riding a bike, football, skateboarding, running around, dancing and swimming, both in or outside of school.


(Tick one box) 225

- None 1
- 1–2 days 2
- 3–5 days 3
- 6 days or more 4

7 Thinking about your spare time (not at school) in the **last few weeks**. Which of the following activities have you taken part in?

(Tick all that apply) 226–39

- Youth club 01
- Scouts, guides, cadets 02
- Sports team or club 03
- Exercise or dance class 04
- Drama, arts or music groups 05
- After school club 06
- Other organised activities 07
- None of these 08



8 In the **last few weeks**, have you been to or used any of these things in your local area?

(Tick all that apply) 240–59

- Library 01
- Parks and other open spaces 02
- Playground 03
- Swimming pool/leisure centre 04
- Church/mosque/temple/
other place of worship 05
- Community hall 06
- Cinema/theatre 07
- Bowling alley 08
- Outdoor sports pitch/ground 09
- Connexions 10
- None of these 11

9 How satisfied or dissatisfied are you with the parks and playgrounds in your local area?

(Tick one box) 260

- Very satisfied 1
- Fairly satisfied 2
- Neither satisfied or dissatisfied 3
- Fairly dissatisfied 4
- Very dissatisfied 5
- Don't know/don't go to local parks 6

10 Please say how much you agree or disagree with the following statements about where you live.

Strongly agree **Agree** **Neither agree or disagree** **Disagree** **Strongly disagree**

(Tick one box on each line)

- | | | | | | | |
|---|----------------------------|----------------------------|----------------------------|----------------------------|----------------------------|-----|
| This area is a place I enjoy living in | <input type="checkbox"/> 1 | <input type="checkbox"/> 2 | <input type="checkbox"/> 3 | <input type="checkbox"/> 4 | <input type="checkbox"/> 5 | 261 |
| I worry about being robbed or mugged on the street in this area | <input type="checkbox"/> 1 | <input type="checkbox"/> 2 | <input type="checkbox"/> 3 | <input type="checkbox"/> 4 | <input type="checkbox"/> 5 | 262 |
| I would be afraid to walk alone in this area after dark | <input type="checkbox"/> 1 | <input type="checkbox"/> 2 | <input type="checkbox"/> 3 | <input type="checkbox"/> 4 | <input type="checkbox"/> 5 | 263 |
| Most people in this area are friendly | <input type="checkbox"/> 1 | <input type="checkbox"/> 2 | <input type="checkbox"/> 3 | <input type="checkbox"/> 4 | <input type="checkbox"/> 5 | 264 |



11 Which of these apply to you?
You can tick as many or as few boxes as you like.

(Tick all that apply) 265-69

I have been to see a family doctor or GP in the last year 1

I have been to see a dentist in the last year 2

I have been away on holiday in the last year 3

I have my own mobile phone 4

I use the internet and/or email 5

None of these statements apply to me 6

12 Read the following sentences carefully and tick the box next to the one that best describes you.

Please include whole drinks, not just a sip.

(Tick one box) 270

I have never drunk alcohol 1

I have drunk alcohol only once or twice 2

I used to drink alcohol but I don't now 3

I sometimes drink alcohol, but I don't drink alcohol every week 4

I drink alcohol regularly, once a week or more 5

13 Now read the following sentences carefully and tick the box next to the one that best describes you.

(Tick one box) 271

I have never smoked cigarettes 1

I have smoked cigarettes only once or twice 2

I used to smoke cigarettes but I don't now 3

I sometimes smoke cigarettes, but I don't smoke every week 4

I smoke cigarettes regularly, once a week or more 5

14 Have you ever been offered any illegal drugs?

(Tick one box) 272

Yes 1

No 2

15 Do any of your friends ever use illegal drugs?

(Tick one box) 273

Yes 1

No 2

Don't know 3



The next few questions are about how you feel about different things.

There are some faces showing different types of feelings.

Please tick the box that comes closest to showing how you feel about the following things...

16 Your school work?

Please tick the box that best describes how you feel about school work.

274



17 Your travel to school?

Please tick the box that best describes how you feel about your travel to school.

275



18 Your appearance?

Please tick the box that best describes how you feel about your appearance.

276



19 Your health?

Please tick the box that best describes how you feel about your health.

277



20 Your family?

Please tick the box that best describes how you feel about your family.

278



21 Your life as a whole?

Please tick the box that best describes how you feel about your life as a whole.

279



22 Have you ever run away from home or been forced to leave home for one night or more?

(Tick one box) 315

- Never 1
Once or twice 2
Three times or more 3

23 In the **last year**, has anyone bullied you in a way that frightened or upset you? Please include bullying in or out of school.

(Tick one box) 316

- Never 1
Once or twice 2
Three times or more 3

24 In the **last year**, have you skipped or bunked off school?

(Tick one box) 317

- Never 1
Once or twice 2
Three times or more 3

25 How important is it to you to get good marks in your school work, exams or tests?

(Tick one box) 318

- Not at all important 1
Not very important 2
Fairly important 3
Very important 4
I don't go to school 5

26 In the **last year**, how often have you been punished at school? Please include things like detention, doing lines or being sent to see the head teacher.

(Tick one box) 319

- Never 1
Once or twice 2
Three times or more 3

27 About how much of your homework do you usually complete?


(Tick one box) 320

- All or most of it 1
About half of it 2
Not much 3
None 4
I don't get homework 5

28 What would you most like to do when you are 16 and can leave school?

(Tick one box) 321

- Get a full time job 1
Study full time 2
Get a job and study 3
Do something else 4
Don't know 5





29 Do your parents set any limits on the kinds of TV programmes you can watch?

(Tick one box) 322

Yes 1

No 2

No TV at home 3

30 When you go out, do you tell your parents where you are going?

(Tick one box) 323

Always/nearly always 1

Sometimes 2

Hardly ever 3

Never 4

31 In the **last few weeks**, have you been out after nine o'clock at night without your parents knowing where you were?

(Tick one box) 324

Yes – once 1

Yes – more than once 2

No 3

32 In the **last 7 days**, have you done any work for money?

Please include things you do around the house that you get paid for.

(Tick one box)

325

Yes 1 → go to question 33

No 2 → go to question 34

Answer this question if you have worked in the last 7 days:

33 How many hours did you spend working for money in the **last 7 days**?

326–27

Write in number of hours:

34 In the **last 7 days**, how much money did you receive?

Please include pocket money or allowances and money you earned in a job or for doing things around the house. If you did not receive any money write '0' in both boxes.

328–32

Write in £ and pence: £ p

35 Which of the following describes what you usually do with your money?

Please include money from a job, pocket money, allowances.

(Tick one box) 333

I save money and try not to spend it 1

I save up and then buy things I want 2

I spend money as soon as I get it 3

I spend some and save some 4

I never have any money 5

36 Which, if any, of the following do you like to do in your spare time?

You can tick as many or as few boxes as you like.

(Tick all that apply) 334-59

- Listen to music 01
- Meet friends 02
- Watch TV or videos/DVDs 03
- Play computer/console games (like Gamecube, X-box or Playstations) 04
- Go to the cinema 05
- Surf the web (internet/www) 06
- Email 07
- Play a musical instrument 08
- Do sports 09
- Go shopping 10
- Read books and magazines 11
- Go to the park or playground 12
- Something else 13

37 Which three things, if any, do you think would most improve this area as a place for you to live?

(Tick up to 3 boxes) 360-65

- Better schools 01
- Better, cleaner parks and playgrounds 02
- Less crime or safer area 03
- Fewer drugs 04
- Better public transport 05
- More shops 06
- More sports facilities 07
- More youth clubs or facilities for young people 08
- Other (please write in) _____ 09
- _____
- _____
- _____
- Nothing (fine as it is) 00

Thank you for your help with this study.

Please give the booklet to the interviewer

or post it back in the envelope provided.

Pink Team
National Centre for Social Research
101-135 Kings Road
Brentwood
Essex
CM14 4LX



If you have lost the envelope that came with this booklet, you can put it in another one and post it back to this address.



What is the National Centre for Social Research?

The National Centre for Social Research is Britain's largest independent non-profit social research institute. We carry out many important national research studies for government departments, research councils and charitable foundations. You can find out more at our web site www.natcen.ac.uk

What should you do if you have any further queries?

Please contact the National Centre on 01277 200600 or email facs@natcen.ac.uk or you can look on our web site www.natcen.ac.uk/facs

The Families and Children Study

What is the Families and Children Study?

Design: Viviane Li



Families and Children Study



What is the Families and Children Study?

The Families and Children Study is a national study of families in Britain. The study started in 1999 and it is carried out every year.

The results from the study help departments across the government to:

- Be aware of the important issues facing families in Britain today
- Develop policies which will work to address these issues
- Check that policies are working well and, if not, how they can be changed for the better

To put it another way, there is little point in the Government working on new initiatives without reliable data to show that these initiatives are needed and that they will work.

As part of this study we would like to conduct an interview with your family.

Why us?

It is not possible to ask everyone in Britain to take part, so we have selected families at random from everyone who receives Child Benefit.

Once we have selected our families we rely on everyone taking part so that we can get accurate results. It is not possible for us to talk to a different family instead.

We talk to people from all different walks of life, from families who live in big cities like London, Glasgow and Liverpool to families in more isolated rural communities. It is only by speaking to everyone that we get a true picture of people's experiences and priorities for the future.

Although your participation is voluntary it is important that, if chosen, you take part because:

- Your unique experiences are vital in helping us to build a true picture of families in Britain today
- Whatever your circumstances – your views are important to us
- You will probably enjoy it!

What is the Study about?

It is about your family, how you are getting on and the issues which are important to you. By speaking to you the Government is able to introduce policies which help families in similar circumstances.

The questions cover, amongst other things:

- Housing
- Education and schools
- Local services
- Employment
- Family life

The study doesn't seem relevant to me?

The study covers a range of different subject areas some of which will seem relevant to you, some of which will not. It is only by asking for everyone's views and about their circumstances that we can get a real picture of what family life is like and what policies are needed to help people. We apologise if some questions don't seem relevant to you and your family – it is very hard to design a questionnaire which suits absolutely everyone!

How will it work?

The interviewer has been given a list of families including your own. They will be in touch to find a time when it is convenient for you to take part. When you take part is up to you, but if you have to cancel at short notice, please try and let us know, they may have travelled a long way to come and see you.

I have already completed an interview last year...

The most important part of the Families and Children Study is that it is a panel study. This means that we go back to the same families and speak to the same people every year.

Because of this we can see how family life is changing over time. It also means that we can look at how government policies, such as Working Tax Credit and Child Tax Credit are working.

Your continued support is very important to us.

Is it confidential?

Yes – and your privacy is protected. Your answers, given in strict confidence, are used for statistical research purposes only. Names and addresses are never included with the results.

Your name and details will *never* be passed on to anyone else without your permission. You will not receive 'junk mail' as a result of taking part.

Who will use the results?

The results of the study will be used by:

- Government departments such as the Department for Work and Pensions, Department for Education and Skills, The Scottish Office, The Welsh Office, Department for Transport, HM Revenue and Customs – right across the Government
- Academic researchers



APPENDIX B EDITING AND CODING DOCUMENTS

The coding and edit instructions appear in this appendix.

**FAMILIES AND CHILDREN STUDY (2008)
(FACS 10)**

**CODE BOOK
AND
EDIT INSTRUCTIONS**

Introduction

Coding

The coding of interviewer responses is by and large taken care of within CATI through the use of fully closed questions. There are however a number of questions where all possible responses could not be envisaged prior to the interview or where the interviewer was not confident enough to code the responses to existing code frames (these are semi-open questions). In these cases respondents are given the opportunity to offer other answers which are then transcribed by interviewers.

In many instances it will be possible to code these responses back into the existing code frame. This should always be the coder's first response. However, this will not always be possible, as new, distinct group(s) of responses may emerge. The researchers have looked at some early returns from the field and decided where new codes might be necessary. Coders should use these where the existing code frame is not appropriate. Any other difficult cases should be referred to the researchers with a note being made on the fact sheet.

Editing

As in the case of coding, most of the editing of FACS is carried out by interviewers in the field. Interviewer checks in the Blaise program mean that interviewers can clarify and query any data discrepancies directly with the respondent. The Blaise program ensures that the correct routing is followed through the interview questionnaire and applies range and consistency checks. Consistency checks comprise soft and hard checks. Soft checks can be suppressed by the interviewer but hard checks must be resolved by the interviewer at the time of interviewing.

However, some data checking is too complex to be carried out in the field. More complex checks based on several questions has the effect of slowing down the Blaise program, to the detriment of both the interviewer and the respondent. As a result, a separate in-house editing process is required to complete the data set. All the edit checks to be carried out are agreed with the client (DWP). The editor's role is to tidy up the data when it arrives from the field in order to improve the data quality and accuracy for the client.

Editing is to be done in Blaise in CAPI mode for editing. Errors in the data are identified or error checks are triggered for the editor to action as you move through the questionnaire. To aid this process, editors will have access to both ARFs and fact sheets for each respondent. The fact sheets contain summary data that should be used to indicate solutions to inconsistencies and errors.

In FACS, the main tasks will be to:

- interpret interviewer notes,
- rid the data of any incorrect coding,
- resolve any inconsistencies especially in the benefits/tax credits that the respondent receives.

Making changes

As a general rule, you should only make changes where you have a reason to do so – such as an interviewer note which explains the situation. You can also make changes where a keying error is clear and apparent – e.g. if in the benefits/tax credits section an amount which is usually £17.45 per week has been recorded as £1,745 per week. However, this should only be done when it is an obvious mistake.

It is important that you only make changes to the data according to the rules written down in the editing instructions. Where a situation has not been covered you should always consult your supervisor. It is important that one person keeps a general overview of the editing process and decision making. The supervisor will know if another editor is encountering a similar difficulty or omission.

If you encounter a problem with the data that you cannot resolve, please flag this for either a supervisor or a researcher to review.

Please note that you should NEVER delete a case unless you have been instructed to do so by the supervisor or researcher.

This document should be used in conjunction with the FACS questionnaire.

Fact sheets

Listed on the fact sheet, in addition to the notes and responses for coding, are a number of details that should help you with the coding exercise. Please take a moment to read through this information before starting to make changes. You will find the household information (names, dates of birth, relationships) particularly useful. There are other details about rent/mortgage payments and disabilities/health conditions provided in the 'Other Items' section. You do not need to 'action' these comments.

Interviewer notes

The first stage of the FACS edit is to interpret **all** notes made by interviewers using the Blaise notepad facility. These are listed on the fact sheet under 'remarks'. Using these notes, it may be possible to establish what the correct response should have been and subsequently code a response into an existing code frame. The presence of a note in Blaise is indicated by a small paper clip symbol which appears beside the answer field where the note was made. Interviewers are instructed to make a note at the precise question concerned, but sometimes they might be at an adjacent question instead.

More specifically:

- If there are any notes in the **admin block** about names, addresses, phone numbers, and other information about the interview we need to know about (e.g. unsafe to interview), flag to researcher (who will make a record of it).
- If there are any notes about people in the household in the **household grid**, such as incorrect names, ages, or the wrong people appearing, etc., flag to researcher (who will make a record of it).

Resolving Benefits/Tax Credits data inconsistencies

Many of the edit checks in the FACS edit program relate to benefit/tax credit data. Your task here is to look for any extra information which is relevant to the benefit/tax credit data (such as who is claiming the benefit/tax credit, how many children there are, whether the respondent/partner has a long term health problem etc.). You should also check for any notes relating to the benefits/tax credits received, or the amounts/time period data. This information may help you to decide:

- that the amount received is appropriate, in which case you can suppress the check,
- that there has been a keying error. The two main errors here are;
 - the benefit amount is £41.65 but £4,165 has been entered instead
 - typing an extra digit and coding £1,000 instead of £100in both cases, you should change the amount coded.
- that the amount is correct, but the wrong time period has been coded (e.g. a benefit which is usually £42 per week has been coded at £42 per calendar month) – in this case, you should change the time period.

Use of Ben6 - If a respondent receives more than one benefit or tax credit they are asked the total amount received in benefits per week at Ben6 (Screen 102 of 180). This can sometimes help resolve anomalies in the amounts of individual benefits but **DO NOT** change the amount given at Ben6.

Do not change the data in other circumstances - Where the data is clearly wrong and you have not been able to resolve the inconsistency, flag to your supervisor (who will make a record of it). However, if the amount is fairly close (e.g. within £10 of the advised amount/range), you do not need to flag this.

Incapacity Benefit and Income Support: Respondents often combine these two benefits when asked the amount they receive for each. In such cases, interviewers have been instructed to record which benefits are covered in a note. In all cases where there is a note, flag to researcher (who will make a record of it).

Other amount checks

The other checks in FACS are around amounts paid out for example rent and mortgage or amounts received from wages etc. As with benefit amounts, please do not change any other recorded amounts unless there is an obvious keying error with regard to the amount or time period. Instead, highlight the problem (and possible solutions) and flag to researcher.

Activity and Work History (Screen 62 of 180)

Respondents are asked to give details of their activity and work history. For some this is back to the date of the last interviewer and for others it goes back as far as April 2006. This information is collected in a grid format and sometimes a check may come up because the information has not been collected correctly (eg a gap between activities or an overlap in activities). Correcting this information can be complicated, so unless the error is easy to resolve, suppress the check and flag to the researchers.

Resolving hard checks

You may come across an occasional hard check in the edit program, though this will be rare. In these instances, you have to take action (by changing an answer) in order to

move on. There should be clear instructions on screen when a hard check comes up – follow these to move past the check.

As a general rule, if you are going to change an answer, you **MUST** record the original answer on the fact sheet, along with the question name, and flag this to a researcher. An example of the situation that this might occur in is when a respondent says they moved into their home before they were born. In this case, you will have to change the date of moving into the house to one that falls after the respondent's date of birth.

Empty answer boxes

If you come across an 'empty' answer box in the edit program, check to see if there is a good reason why this has been left blank. For example, you may have changed an answer which has brought different questions on to the route. To move forward, enter CTRL + R. If there are a lot of empty answers, please bring this to the attention of a supervisor, who will know whether it is happening in other cases too.

If this happens in the **relationship block** (a parallel block, accessed by pressing CTRL and S), enter CTRL+R as instructed above. However, where questions **Follup or AltAd299** are 'empty', code as **'Not asked in interview'**, and proceed.

If an interview has been coded as 'full interview' but you get to a point where there is no more information, i.e. the interview is incomplete, please note the serial number and refer it to a researcher.

A. Coding Instructions

Block:	Household grid
Question:	CWhy (coded to XCWhy)
Question text:	"What was the main reason that [person's name] left home?"
Open	
1	To live with other parent
2	To live with other relative(s)
3	To live with partner / boyfriend/girlfriend/spouse
4	To live with friends
5	To live on own / independently
6	To go to university / college / study
7	Due to difficult or problematic relationships in household <i>Include: "there was a personality clash"</i> <i>"we had an argument"</i>
8	Other specific answer, not codeable to 1-7
97	Other vague answer, not codeable to 1-8

NB The following question (CWho) in the interview asks who the person is currently living with, so if codes 1-5 are used at this question, this should match the answer at CWho

Block: Household grid
Question: **Difresp** (coded to XDifResp)
Question text: "INTERVIEWER TO ASK/RECORD: A DIFFERENT PERSON IS BEING INTERVIEWED FROM LAST YEAR. WHY IS THIS SO?"
Open

- 1 Main respondent from last year deceased
- 2 Main respondent from last year left the household (split from partner)
- 3 Other specific answer, not codeable to 1-2
- 97 Other vague answer, not codeable to 1-3

Block: Household grid
 Question: **OthEth** (backcoded to XEthnic)
 Question text: To which of these ethnic groups do you consider you belong?
 Other specify

- 1 British
- 2 Any other white background
- 3 White and Black Caribbean
- 4 White and Black African
- 5 White and Asian
- 6 Any other mixed background
- 7 Indian
- 8 Pakistani
- 9 Bangladeshi
- 10 Any other Asian background
- 11 Caribbean
- 12 African
- 13 Any other Black background
- 14 Chinese
- 15 Any other background
- 16 None of these
- 17 Black British

For this question we expect that it will be difficult to code back to the original frame due to a lack of sufficient information. An example should illustrate what needs to be done.

If the original response was “2. *Any other white background*” and the text response was “*Dutch*” it is not possible to code this to the existing frame. In this circumstance you should go to **Tryback** and code “5. *Back coding attempted, leave as is*”.

If the interviewer had coded “*Dutch*” as “15 *Any other background*” you could not code this back to “2. *Any other white background*” as you cannot be sure that the person is white. You would therefore code “5. *Back coding attempted, leave as is*” at **Tryback**.

However, if the text response “*White Dutch*” was coded as “15 *Any other background*” you could code this back to “2. *Any other white background*”.

If you are unsure how to code this question, code “3. *Leave for later*” at **Tryback** and alert your supervisor.

Block:	Children's health
Question:	TypeO (coded to XTypeEd)
Question text:	What type of school or college does (<i>Child's name</i>) attend?
Other Specify	
1	Nursery school
2	Primary/Junior/Infant/First school
3	Middle school
4	Secondary school
5	Special school(e.g. children with disabilities and special educational needs)
6	6th form/tertiary/further education college
7	University/any other higher education
8	City Technology College
9	[Other – Code not available in edit]
10	Not attending school/college [spontaneous code]
11	Other specific answer, not codeable to 1-10
97	Other vague answer, not codeable to 1-11

Block: Children's Health
Question: **TypePO** (coded to XTypeP)
Question text: Is this a state or private school/nursery?
Other specify INTERVIEWER: IF HOME SCHOOLED/TUTORED PLEASE
CODE 'OTHER':

- 1 State
- 2 Private
- 3 [Other - Code not available in edit]
- 4 Other specific answer, not codeable to 1-2
- 97 Other vague answer, not codeable to 1-4

Block: Children's health
Question: **Cheaw1b** (coded to XCheaw1a [Multicoded])
Question text: For what reason has (*child*) been identified as having a Special Educational Need (SEN)?

Other specify

- 1 Dyslexia
- 2 Dyscalculia
- 3 Dyspraxia
- 4 Learning Difficulties
- 5 Behavioural problems
- 6 Emotional problems
- 7 Mental health problems / depression
- 8 Social problems
- 9 ADHD / hyperactivity / lack of concentration
Include: ADD/Attention Deficit Disorder, Hyperactivity disorder
- 10 Autistic Spectrum Disorder
- 11 Aspergers Syndrome
- 12 Speech and/or language difficulties/problems
- 13 Physical disability
- 14 Visual impairment / blindness
- 15 Hearing impairment / deafness
- 16 Multi Sensory Impairment / Deafblind
- 17 [Other - Code not available in edit]
- 18 Gifted/High IQ
- 19 No diagnosis/reason
- 20 Other specific answer, not codeable to 1-19
- 97 Other vague answer, not codeable to 1-20

Block: Children's Health
Question: **XTravSc** (coded to TravScX)
Question text: And how does (Child's name) usually travel to school?
Other specify INTERVIEWER NOTE: CODE ONE ONLY, FOR THE LONGEST PART, BY DISTANCE, OF THE CHILD'S USUAL JOURNEY TO SCHOOL.
If different methods used on different days of the week, code method used on the majority of days in the week

- 1 Underground, metro, light rail, tram
- 2 Train
- 3 Public bus, minibus or coach
- 4 School or local authority bus, minibus or coach
- 5 Motorcycle, scooter or moped
- 6 Car or van
- 7 Taxi/minicab
- 8 Bicycle
- 9 On foot
- 10 [Other - Code not available in edit]
- 11 Other specific answer, not codeable to 1-9
- 97 Other vague answer, not codeable to 1-11

Block: Children's Health
Question: **NotOAI**n (coded to XNotAI)n [multicoded])
Question text: "What are the reasons why [child's name] does not usually travel to and from school on his/her own?"

Other specify

- 1 Traffic danger
- 2 Child might get lost/doesn't know the way
- 3 Child might not arrive (on time)
- 4 Fear of assault/molestation by an adult
- 5 Fear of bullying by other children
- 6 School too far away
- 7 [Other - Code not available in edit]
- 8 Safety reasons
"I just want to know she gets there safely"
"Because this area isn't safe"
- 9 Adult going anyway (e.g. with other children / works there)
Include: More convenient
- 10 Child prefers not to go alone
- 11 Parent prefers to take child
"I like going with him –we get to talk"
- 12 Child needs assistance (disability, special needs, illness)
- 13 Child too young (no further reason given)
- 14 Other specific answer, not codeable 1-13
- 97 Other vague answer, not codeable 1-14

Block: Children's Health
Question: **XTravB** (coded to XTravBk1)
Question text: How does (child's name) travel back from school?
Other specify

- 1 Underground, metro, light rail, tram
- 2 Train
- 3 Public bus, minibus or coach
- 4 School or local authority bus, minibus or coach
- 5 Motorcycle, scooter or moped
- 6 Car or van
- 7 Taxi/minicab
- 8 Bicycle
- 9 On foot
- 10 [Other - Code not available in edit]
- 11 Other specific answer, not codeable 1-9
- 97 Other vague answer, not codeable 1-11

Block: Children's Health
Question: **CscAttO** (coded to XCscAtt [multicoded])
Question text: In the last 12 months, that is since [date], has [child's name] been away from school for at least half a day or more for any of these reasons?

Other specify

- 0 None of these
- 1 Own (child's) illness
Include: head lice, accident/health emergency
- 2 Illness or death in the family
- 3 Health or dental appointment
Include: hospital or specialist appointment
- 4 Looking after member(s) of the family
- 5 Visiting family or friends for other reasons
Include: weddings, funerals
- 6 Religious reasons or festivals
- 7 Truancy
- 8 Going on holiday (in term time)
- 9 Shopping
- 10 [Other - Code not available in edit]
- 11 Not attending school
- 12 Bullying
- 13 Suspension/Expulsion/Behaviour at school
"he was sent home because he was in trouble"
- 14 Transport problems
"the car broke down and he couldn't get to school"
- 15 Sport/music/art activity
"private music exam"
"playing cricket for county team (not school activity)"
- 16 Moving house
- 17 Other specific answer, not codeable 1-16
- 97 Other vague answer, not codeable 1-17

Block: Children's Health
Question: **UsePO2** (coded to XUseP2 [multicoded])
Question text: You have told us that [*child's name has a problem*]. Have you/you and your partner spoken to any of the people on this card about this?

Other specify

- 1 Teacher from your child's school
- 2 Health professional e.g. GP, nurse
- 3 Social worker
- 4 Police officer
- 5 Education welfare officer
- 6 School counsellor
- 7 Other counsellor or support worker
- 8 Youth Worker
- 9 Psychologist
- 10 Family or friends
- 11 [Other - Code not available in edit]
- 12 None of these
- 13 Other specific answer not codeable 1-12
- 97 Other vague answer not codeable 1-13

Block:

Children's health

Question:

Pxarasp1 (backcoded to XParasp1)

Question text:

Other Specify

When (child) reaches 16 and can leave school, what *would you like* him/her to do?

INTERVIEWER NOTE: ONLY ONE ACTIVITY SHOULD BE RECORDED.

IF RESPONDENT MENTIONS MORE THAN ONE, PLEASE PROBE FOR MAIN.

- 1 Continue in full time education
- 2 Go on a training course or start an apprenticeship
- 3 Get a full-time paid job (either as an employee or self-employed)
Include: Any type of paid job
- 4 Work, unpaid, in the family business full-time
- 5 Work, unpaid, as a volunteer full-time
- 6 Start a family
- 7 [Other - Code not available in edit]
- 8 Don't know
- 9 None of these
- 10 Armed forces
- 11 Other specific answer, not codeable to 1-10
- 97 Other vague answer, not codeable to 1-11

Block:	Children's health
Question:	Pxarasp2 (coded to XParasp2 [Multicoded])
Question text:	What <i>would you like</i> (child) to have done or be doing by the time he/she reaches his/her mid 20s?
Other Specify	
1	Gone to University <i>Include: Have a degree/ Masters degree</i>
2	Gone to College
3	Had a full-time paid job (either as an employee or self-employed) <i>Include: Any kind of paid job</i>
4	Worked unpaid in the family business full-time
5	Worked unpaid as a volunteer full-time
6	Started a family
7	Left home
8	Been travelling
9	[Other - Code not available in edit]
10	None of these
11	Part time job
12	Volunteering part time
13	Armed forces
14	Other specific answer, not codeable to 1-13
97	Other vague answer, not codeable to 1-14

Block: Children's health
 Question: **Pxarasp4** (backcoded to XParasp4)
 Question text: What type of job would (child) like to be doing by the time he/she reaches his/her mid twenties?

Other Specify

- 0 Has no specific job in mind
- 1 Armed forces
include navy
- 2 **Manager or senior official in someone else's business**
eg shop manager, marketing or sales manager, health service manager, bank manager, transport manager, farm manager, office manager
- 3 Running their own business
- 4 **Professional or technical**
eg teacher, stockbroker, lawyer, engineer, architect, doctor, accountant, nurse, computer programmer, musician, train driver, police officer, graphic designer, footballer, journalist, photographer, financial adviser, insurance broker, personnel officer, RSPCA inspector
- 5 **Administrative, clerical or secretarial**
eg bank clerk, typist, secretary, civil service or local government clerical officer, VDU operator, trade union official, bookkeeper, telephonist
- 6 **Skilled trade**
eg tool maker, electrician, fitter, motor mechanic, dressmaker, printer, carpenter, baker, builder, chef, gardener, farmer, fisherman, sheet metal worker, welder, roofer, stone mason, glassblower, florist
- 7 **Caring, leisure, travel or personal services**
eg ambulance driver, dental nurse, nursery nurse, veterinary assistant, travel agent, holiday rep, hairdresser, beautician, caretaker, undertaker
- 8 **Sales or customer service**
eg shop assistant, window dresser, market trader, sales representative, customer care adviser
- 9 **Plant, process or machine drivers or operators**
eg assembly line worker, miner, packer, sewing machinist, asphalter, lorry driver, taxi driver, crane driver
- 10 **Other jobs**
such as labourers, packers, shelf-fillers, couriers, porters, bar staff, waiters, cleaners, security guards and wardens

- 11 [Other - Code not available in edit]
- 12 None of these
- 13 Acting/singing/ performance arts
- 14 Other specific answer, not codeable to 1-13
- 97 Other vague answer, not codeable to 1-14

See next page for an alphabetical listing of job titles and codes.

Job title	Code
accountant	4
Acting/singing/ performance arts	13
ambulance driver	7
architect	4
Armed forces (include navy)	1
asphalter	9
assembly line worker	9
baker	6
bank clerk	5
bank manager	2
bar staff	10
beautician	7
bookkeeper	5
builder	6
caretaker	7
carpenter	6
chef	6
civil service or local government clerical officer	5
cleaners	10
computer programmer	4
couriers	10
crane driver	9
customer care adviser	8
dental nurse	7
doctor	4
dressmaker	6
electrician	6
engineer	4
farm manager	2
farmer	6
financial adviser	4
fisherman	6
fitter	6
florist	6
footballer	4
gardener	6
glassblower	6
graphic designer	4
hairdresser	7
health service manager	2
holiday rep	7
insurance broker	4
journalist	4
labourers	10
lawyer	4

Job title	Code
lorry driver	9
market trader	8
marketing or sales manager	2
miner	9
motor mechanic	6
musician	4
nurse	4
nursery nurse	7
office manager	2
packer	9
packers	10
personnel officer	4
photographer	4
police officer	4
porters	10
printer	6
roofer	6
RSPCA inspector	4
Running own business	3
sales representative	8
secretary	5
security guards and wardens	10
sewing machinist	9
sheet metal worker	6
shelf-fillers	10
shop assistant	8
shop manager	2
stockbroker	4
stone mason	6
taxi driver	9
teacher	4
telephonist	5
tool maker	6
trade union official	5
train driver	4
transport manager	2
travel agent	7
typist	5
undertaker	7
VDU operator	5
veterinary assistant	7
waiters	10
welder	6
window dresser	8

Block: Child Maintenance
Question: **CMRecO** (backcode to XCMRec1 [multicoded])
Question text: Can you tell me which of these are reasons why do you do not receive any of these payments?

Other specify

- 1 Waiting for courts to progress or enforce a maintenance payment
- 2 Other parent is not in work
- 3 Other parent cannot afford to pay
- 4 Other parent has refused to pay
- 5 Don't know where other parent is living
- 6 [Other reason – Code not available in edit]
- 7 Other parent helps in an informal way e.g. buys clothes, toys etc
- 8 Other parent lives abroad
- 9 Other specific answer, not codeable to 1-8
- 97 Other vague answer, not codeable to 1-9

Block: Child Maintenance
Question: **CMReO2** (backcode to XCMRec2 [multicoded])
Question text: Can you tell me which of these are reasons why do you do not receive any of these payments?

Other specify

- 1 Waiting for courts to progress or enforce a maintenance payment
- 2 Other parent is not in work
- 3 Other parent cannot afford to pay
- 4 Other parent has refused to pay
- 5 Don't know where other parent is living
- 6 [Other reason – Code not available in edit]
- 7 Other parent helps in an informal way e.g. buys clothes, toys etc
- 8 Other parent lives abroad
- 9 A voluntary agreement was reached / made own agreement
- 10 Payment through DWP
- 11 Other specific answer, not codeable to 1-10
- 97 Other vague answer, not codeable to 1-11

Block: Child Maintenance
Question: **CMSCSO** (backcode to XCMCSA)
Question text: If your maintenance payments were to change to being paid directly from the other parent how confident are you that you would receive the payments.

Other specify

- 1 Receive all the money that you are due on time
- 2 Receive some of the money that you are due on time
- 3 Receive some of the money that you are due but at irregular intervals
- 4 Payments might stop and none of the money would be received
- 5 [Other - Code not available in edit]
- 6 Payments would definitely stop
- 7 Already paid directly
- 8 Other specific answer not codeable to 1-7
- 97 Other vague answer, not codeable to 1-8

Block: Child Maintenance
Question: **CM27a** (code to XCM27 [Multicoded])
Question text:
Other Specify What do you use the maintenance for?

- 1 Paying for childcare
- 2 Put it into savings (own or child's)
- 3 Paying off debts
- 4 Paying towards bills
- 5 Paying towards travel costs
- 6 Paying towards housing
- 7 Buying food/meals for your children
- 8 Buying clothes/shoes for your children
- 9 Paying for trips/holidays
- 10 [Other - Code not available in edit]
- 11 Other specific answer, not codeable to 1-9
- 97 Other vague answer, not codeable to 1-11

Block: Child Maintenance
Question: **Cmni10** (backcode to XCMNil [multicoded])
Question text: According to the information you have given me you do not currently have any agreement in place to receive child maintenance. Looking at this card, which of these are reasons why you are not currently receiving any child maintenance?

Other specify

- 1 Waiting for an agreement to be made from court/CSA/other organisation
- 2 Other parent helps in an informal way eg buys clothes, toys etc
- 3 Other parent is equally involved with the child care
- 4 I prefer not to receive child maintenance
- 5 Other parent cannot afford to pay any maintenance
- 6 Other parent said they would not pay/refused to pay maintenance
- 7 Don't know where other parent is living
- 8 [Other - Code not available in edit]
- 9 Respondent has no contact with other parent
- 10 Respondent does not **want** any contact with other parent
Include: 'I don't want other parent involved in child's life'
Domestic violence
- 11 Other parent is in prison/jail
- 12 Other parent lives abroad
- 13 Made own arrangement
- 14 Other parent's health problem
- 15 Child now in work/too old/left school
- 16 Respondent has never claimed child maintenance
- 17 Other specific answer not codeable to 1-16
- 97 Other vague answer, not codeable to 1-17

Block: Housing
Question: **Hous2b** (backcoded to XHous2a)
Question text: What kind of accommodation does the family occupy?

Other Specify

- 1 Private residence (includes all rental accommodation, local authority residences, housing association accommodation)
*Include :Housing Association
Privately Rented Flat
Parents property
Property with business attached
Caravan*
- 2 Hotel/bed & breakfast
- 3 [Other - Code not available in edit]
- 4 Other specific answer, not codeable to 1-2
- 97 Other vague answer, not codeable to 1-4

Block:
Question:
Question text:
Other Specify

Housing
Hous11b (backcoded to XHous11a)

What kind of accommodation do you occupy here?

- 1 Detached house/bungalow
- 2 Semi-detached house/bungalow
- 3 Terrace house (not including End terrace house)
- 4 End terrace house
- 5 Purpose built flat/maisonette
- 6 Self contained flat/maisonette in converted building
- 7 Room(s) not self contained
- 8 Caravan/mobile home/houseboat
- 9 [Other - Code not available in edit]
- 10 Other specific answer, not codeable to 1-8
- 97 Other vague answer, not codeable to 1-10

Block: Housing
Question: **Hous19b** (coded toXHous19a [Multicoded])
Question text: Are there any repairs that need to be done to your home such as the problems listed on this card?

Other Specify

- 1 Rising damp in floor & walls
- 2 Water getting in from roof, gutters or windows
Include: Water getting in through cracks in wall, under doors etc
- 3 Bad condensation problems
- 4 Problems with mould growth
- 5 Electrical wiring
- 6 Plumbing
- 7 General rot and decay
Use as this code as general catch all for any specific house problems eg:
'Plaster falling-off landing wall'
'Front door warping'
'Front gate needs repair'
'Replacing ceiling'
'Replastering'
- 8 Problems with insects
- 9 Problems with mice or rats
- 10 Problems with draughts
'draughty front door, ...'
'draughty windows and doors'
- 11 [Other - Code not available in edit]
- 12 None of these
- 13 Needs windows replacing
- 14 Other specific answer, not codeable to 1-13
eg: 'fire condemned as unsafe'
- 97 Other vague answer, not codeable to 1-14

Block:
Question:
Question text:
Other Specify

- Housing
HousO40 (coded to XHous40)
Is your mortgage ... READ OUT...
- 1 An ENDOWMENT mortgage, (where your mortgage payments cover interest only)
 - 2 A REPAYMENT mortgage, (where your mortgage payments cover interest and part of the original loan)
 - 3 A PENSION mortgage, (where your mortgage payments cover interest only)
 - 4 A PEP, Unit Trust, or ISA mortgage
 - 5 Both an ENDOWMENT (or any interest only) mortgage AND a REPAYMENT mortgage
 - 6 [Other - Code not available in edit]
 - 7 Interest only (not specified whether endowment or pension)
"it's an interest mortgage"
 - 8 Capital and interest (not specified which types)
 - 9 Other combinations of mortgage not covered by code 5 e.g. ISA and REPAYMENT, PEP and REPAYMENT,
 - 10 Other specific answer, not codeable 1-9
 - 97 Other vague answer, not codeable 1-10

<p>Block: Question: Question text: Other Specify</p>	<p>Education Ed14b (backcoded to XEd14r) Which qualifications were you aiming towards on that course?</p>
	<p>1 GCSE or SCE</p> <p>2 GCE 'A'-level or AS level or Scottish National Qualifications (Higher level)</p> <p>3 Level 1 NVQ or SVQ, Foundation GNVQ or GSVQ</p> <p>4 Level 2 NVQ or SVQ, Intermediate GNVQ or GSVQ</p> <p>5 Level 3 NVQ or SVQ, Advanced GNVQ or VCE or GSVQ</p> <p>6 Level 4 NVQ or SVQ</p> <p>7 Level 5 NVQ or SVQ</p> <p>8 NVQ, SVQ or GNVQ - not sure what level</p> <p>9 City & Guilds Part 1, RSA Certificate <i>Include: RSA 1 /Word processing'</i></p> <p>10 BTEC/Edexcel First or General Certificate, BEC or TEC General Certificate, City & Guilds Part 2, Craft or Intermediate, RSA/OCR Advanced Diploma or Certificate</p> <p>11 BTEC/Edexcel National Certificate or Diploma, City&Guilds Part 3, Final or Advanced Craft, ONC or OND</p> <p>12 BEC Higher, TEC Higher, BTEC Higher, City & Guilds Part 4, HNC or HND</p> <p>13 First degree, e.g. BSc, BA, BEd, MA at first degree level</p> <p>14 Higher degree, e.g. MSc, MA, MBA, PGCE, PhD</p> <p>15 Teaching Qualification (not including PGCE)</p> <p>16 Nursing Qualification</p> <p>17 Trade apprenticeship</p> <p>18 [Other - Code not available in edit]</p> <p>19 City and Guilds / RSA – not sure what level <i>"Inspection and testing electrical city and guilds"</i> <i>"SCOTVEC Social Care in the Community"</i></p> <p>20 Other specific answer, not codeable to 1-19</p> <p>97 Other vague answer, not codeable to 1-20</p>

Please use the list of equivalent qualifications given on Page 38 as a guide to code into the Ed14b code frame.

Block: Education
 Question: **Ed3b** (backcoded to XEd3a)
 Question text:
Other Specify (Now, thinking about all the qualifications you may have ...) From this list, please tell me the highest qualification which you have obtained.

- 1 GCSE grade D-G, CSE grade 2-5, SCE O Grades D-E, SCE Standard Grades 4-7, Scottish National Qualifications (Access level), SCOTVEC National Certificate Modules
- 2 GCSE grade A-C, GCE 'O'-level passes, CSE grade 1, SCE O Grades A-C, SCE Standard Grades 1-3, Scottish National Qualifications (Intermediate level), School Certificate / Matriculation
- 3 GCE 'A'-level, AS Level, SCE Higher Grades A-C, Scottish National Qualifications (Higher level)
- 4 First degree, eg BSc, BA, BEd, MA at first degree level
- 5 Higher degree, eg MSc, MA, MBA, PGCE, PhD
- 6 [Other - Code not available in edit]
- 7 None of these
- 8 Has qualification, level unknown
- 9 Overseas qualification
- 10 Other specific answer, not codeable 1-9
- 97 Other vague answer, not codeable 1-10

Please note, if a vocational qualification is coded at Ed3b, please use the list of equivalent qualifications given on Page 38 to code into the Ed3b code frame. If no equivalent is found code Ed3b as 8 'Has qualification, level unknown'.

<p>Block: Question: Question text: <i>Other Specify</i></p>	<p>Education Ed2a (coded to XEd2 [Multicoded]) Do you have any of the qualifications listed on this card?</p>
	<p>1 Level 1 NVQ/SVQ, Foundation GNVQ or GSVQ</p> <p>2 Level 2 NVQ/SVQ, Intermediate GNVQ or GSVQ</p> <p>3 Level 3 NVQ/SVQ, Advanced GNVQ or VCE or GSVQ</p> <p>4 Level 4 NVQ/SVQ <i>"certificate of education teachers qual."</i> = NVQ level 4 <i>"RGN nursing"</i> = NVQ level 4</p> <p>5 Level 5 NVQ/SVQ</p> <p>6 NVQ, SVQ or GNVQ - not sure what level</p> <p>7 City & Guilds Part 1, RSA Certificate</p> <p>8 BTEC/Edexcel First or General Certificate, BEC or TEC General Certificate, City & Guilds Part 2, Craft or Intermediate, RSA or OCR Advanced Diploma or Certificate</p> <p>9 BTEC/Edexcel National Certificate or Diploma, City&Guilds Part 3, Final or Advanced Craft, ONC or OND</p> <p>10 BEC or TEC Higher, BTEC Higher, City & Guilds Part 4, HNC or HND</p> <p>11 Teaching qualification</p> <p>12 Nursing qualification</p> <p>13 Trade apprenticeship</p> <p>14 [Other - Code not available in edit]</p> <p>15 No, none of these</p> <p>16 City and Guilds / RSA – not sure what level</p> <p>17 Other specific answer, not codeable to 1-16 <i>"HGV driving licence / PSV licence"</i></p> <p>97 Other vague answer, not codeable to 1-17</p>

Please use the list of equivalent qualifications given on Page 38 to code into the Ed2a code frame.

Qualifications and their academic / vocational equivalents:

You may find that the following tables helps when classifying qualifications.

Vocational		Academic
Ed2a		Ed3b
NVQ Level 5 (Code 5)	Higher degrees	Higher Degree (Code 5)
NVQ Level 4 (Code 4)	First degree Other degree Diploma in Higher Education HNC, HND, higher BTEC Teaching – further education Teaching – secondary education Teaching – primary education Teaching – level not stated Nursing or other medical qualification Other higher qualification below degree level RSA/OCR - higher diploma	First Degree (Code 4)
NVQ Level 3 (Code 3)	GNVQ – advanced level A level or equivalent RSA/OCR- advanced diploma BTEC / Edexcel National/ONC/OND SCOTVEC National Certificate. City and Guilds - Advanced Craft Scot. Certificate of 6 th year studies SCE higher or equivalent (3+) AS level or equivalent Trade Apprenticeships CLAIT Advanced Certificate (level 3) CACHE / NNEB diploma	A-level (Code 3)
NVQ Level 2 (Code 2)	GNVQ – intermediate RSA/OCR - diploma City and Guilds – Craft or Part II BTEC / Edexcel, SCOTVEC etc. first or general diploma O Level, GCSEs A-C and equivalents (5+) A Level (1 only) AS level (2 or 3) SCE higher or equivalent (1 or 2) ECDL (European Computer Driving Licence) CLAIT Plus (level 2) CACHE / NNEB certificate	GCSE A-C (Code 2)
NVQ Level 1 (Code 1)	GCSE below grade C, CSE below grade 1 BTEC / Edexcel, SCOTVEC etc. first or general certificate GNVQ, GSVQ foundation level YT/YTP certificate RSA, other City and Guilds – Part I O Level, GCSE etc. (less than 5) AS Level (1 only) CLAIT (level 1)	GCSE below C (Code 1)

Block	Work
Question:	Wrk1b (coded to XWrk1a)
Question text:	May I just check, what are you currently doing?
Other Specify	
	1 Working 16 or more hours per week
	2 Working fewer than 16 hours per week
	3 Unemployed and seeking work
	4 On a training scheme
	5 Full time education/at school
	6 Sick/disabled (up to 6 months)
	7 Sick/disabled (6 months or longer)
	8 Looking after the home or family <i>'Part-time college and looking after the family home'</i>
	9 Caring for a sick, elderly or disabled person
	10 Retired
	11 [Other - Code not available in edit]
	12 Other specific answer, not codeable to 1-10
	97 Other vague answer, not codeable to 1-12

Look at code for other response and see if can be coded back. If said they were on statutory maternity leave, look at response to Wrk27 (How many hours a week do they work) and see whether this is 16 hours a more per week or not. If it is 16+ hours, code Wrk1a as 1. If working less than 16 hours, code Wrk1a as 2.

Block

Question:

Question text:

Open

Work

Wrk9a

What does the firm/organisation you work for mainly make or do at the place where you work(ed)?

Code to 1992 Standard Industrial Classification

Block	Work
Question:	Wrk9b, Wrk9c, Wrk9d, Wrk10a
Question text:	What was your (main) job? What did you mainly do in your job?
Open	What training or qualifications were needed for that job? Please describe the type of responsibility you had for supervising the work of other employees.

Code to 2000 Standard Occupational Classification

Block

Question:

Question text:

Other Specify

Work

XTravwr (backcoded to TravWrX)

How do you usually travel to work?

INTERVIEWER NOTE: CODE ONE ONLY, FOR THE LONGEST PART, BY DISTANCE, OF USUAL JOURNEY TO WORK.

If different methods used on different days of the week, code method used on the majority of days in the week

- 1 Underground, metro, light rail, tram
- 2 Train
- 3 Public bus, minibus or coach
- 4 Motorcycle, scooter or moped
- 5 Car or van
- 6 Taxi/minicab
- 7 Bicycle
- 8 On foot
- 9 Usually works from home
- 10 [Other - Code not available in edit]
- 11 Other specific answer, not codeable to 1-9
- 97 Other vague answer, not codeable to 1-11

<p>Block Question: Question text: Other Specify</p>	<p>Work Wrk77 (backcoded to XWrk76) What was the <i>main</i> reason why you left your last job?</p>
	<p>1 It was a fixed term or temporary job</p> <p>2 You were made redundant <i>Include: business failure business closed down</i></p> <p>3 You were dismissed</p> <p>4 You were pregnant</p> <p>5 For health reasons <i>(respondent's)</i></p> <p>6 You decided to leave yourself <i>'career break' 'different career direction' 'I fell out with the manageress so I left the job'</i></p> <p>7 College/ full-time study</p> <p>8 Wanted to look after family <i>'child was ill' 'daughter had severe problems at school daughter needed her' 'because partner became unwell after accident' 'child started walking'</i></p> <p>9 Childcare broke down</p> <p>10 Breakdown of marriage/relationship</p> <p>11 Problems with transport</p> <p>12 Too difficult to combine work with childcare</p> <p>13 [Other - Code not available in edit]</p> <p>14 Financial reasons (these could be coded as 6, "you decided to leave yourself") <i>"better off on IS" "it wasn't paying, I lost rent rebate"</i></p> <p>15 Retired</p> <p>16 Other specific answer, not codeable 1-15</p> <p>97 Other vague answer, not codeable 1-16</p>

Block

Question:

Question text:

Other Specify

Work

PrbOTyp (coded to XPrbTyp [Multicoded])

What sort of problems with transport were these?

- 1 Too far
- 2 Car not available
- 3 Don't have a current driving licence/can't drive
- 4 Cost of petrol
- 5 Lack of parking facilities
- 6 Cost of parking
- 7 Traffic congestion/roadworks
- 8 Inadequate public transport
- 9 Cost of using public transport
- 10 Personal physical difficulties/disability
- 11 Personal safety concerns
- 12 Congestion charges
- 13 [Other - Code not available in edit]
- 14 Other specific answer, not codeable to 1-12
- 97 Other vague answer, not codeable to 1-14

<p>Block Question: Question text: Open</p>	<p>Work Wrk79 (coded to XWrk79 [Multicoded]) What kind of extra paid work did you do?</p>
	<p>1 Cleaning (includes domestic work)</p>
	<p>2 Social care, care for adults <i>Include: care worker, youth worker</i></p>
	<p>3 Childcare, babysitting <i>Include: childminder, nursery nurse</i></p>
	<p>4 Secretarial work <i>Include: +admin, include accountants, bookkeeping, receptionists etc</i></p>
	<p>5 Catering <i>Include; waittressing, barstaff and dinner lady</i></p>
	<p>6 Fostering</p>
	<p>7 Hairdressing <i>Include: beauty therapy</i></p>
	<p>8 Catalogue agent <i>Include: courier</i></p>
	<p>9 Shop assistant <i>Include: retail assistant, sales assistant</i></p>
	<p>10 Teaching <i>Include: tutoring classroom assistant supply teaching</i></p>
	<p>11 'Other specific answer, not codeable to 1-10'</p>
	<p>97 'Other vague answer, not codeable to 1-11'</p>

Block

Question:

Question text:

Other Specify

Childcare Arrangements

lr2o (coded to Xlr2) [Multicoded]

What were your reasons for choosing this childcare?

- 1 Quality of provision
- 2 Location
- 3 Availability
- 4 Cost
- 5 [Other - Code not available in edit]
- 6 Other specific answer, not codeable 1-4
- 97 Other vague answer, not codeable 1-6

Block

Question:

Question text:

Other Specify

Childcare Arrangements

OthSourc (coded to XSourc [Multicoded])

In the last 12 months, that is since (date), from which, if any, of these people or places have you obtained information about childcare in your local area?

- 1 Word of mouth (e.g. friends or relatives)
- 2 Children's information services (e.g. local authority/local council)
- 3 ChildcareLink (the national helpline and web site)
- 4 National organisation(s) (e.g. Kids' Club Network, Citizen's Advice Bureau)
- 5 Employment Service or Jobcentre adviser
- 6 Your employer
- 7 Local advertising (e.g. in shop windows, local newspaper)
- 8 Yellow Pages
- 9 Doctor's surgery
- 10 Health visitor
- 11 Local community centre
- 12 Local library
- 13 Internet
- 14 [Other - Code not available in edit]
- 15 None of these
- 16 Child's school
- 17 Parent & toddler group / playgroup
Include: Nursery
- 18 Other professional (e.g. social worker, family support worker)
- 19 Leaflets, flyers through the letterbox
- 20 Sure Start
Include: Sure Start meetings

- 21 Other specific answer, not codeable 1-20
- 97 Other vague answer, not codeable 1-21

Block: Future Plans
Question: **BwPrtC** (backcode to XBwPrtA [multicoded])
Question text: Are there any other priorities for you over the next few years which are not mentioned on this card? What are these priorities?

Other specify

- 1 Staying at home and bringing up my children
- 2 Looking after a sick or disabled child
- 3 Looking after a sick, disabled or elderly family member or friend
- 4 Managing my own health condition/ disability
Include: recovering from health problem
- 5 Managing my drug or alcohol problems
- 6 Emotionally coming to terms with the break up of my relationship
- 7 Sorting out financial issues resulting from the break up of my relationship
- 8 Sorting out custody/ access issues for my children
- 9 Building/maintaining a good relationship with my family
- 10 Getting somewhere permanent to live
- 11 Getting some (more) qualifications
Include studying where no qualification specified
- 12 Doing some voluntary work
- 13 Building my self-confidence
- 14 None of these
- 15 Moving abroad
- 16 Travelling/going on holiday
- 17 Buying a home/moving house
- 18 Sorting out personal financial problems
- 19 Other specific answer not codeable to 1-18
- 97 Other vague answer, not codeable to 1-19

Block:

Future Plans

Question:

Bwrao (code to XBwra)

Question text:

*INTERVIEWER PLEASE CODE REASONS WHY
RESPONDENT DID NOT COMPLETE THE CARD SORT?*

Other

- 1 Problems reading/writing
- 2 Language problems
- 3 Problems understanding the task
- 4 Ran out of time
- 5 Couldn't be bothered
- 6 Children present/tending to children
- 7 *[Other - Code not available in edit]*
- 8 Other specific answer not codeable to 1-6
- 97 Other vague answer not codeable to 1-8

Block:

Question:

Question text:

Other

Future Plans

Bwtravo (code to XBwtrav)

You mentioned that problems with travel to and from work is a big factor, what are these problems?

- 1 Too far
- 2 Car not available
- 3 Don't have a current driving licence/can't drive
- 4 Cost of petrol
- 5 Lack of parking facilities
- 6 Cost of parking
- 7 Traffic congestion/roadworks
- 8 Inadequate public transport
Include unreliable/irregular public transport
- 9 Cost of using public transport
- 10 Personal physical difficulties/disability
- 11 Personal safety concerns
- 12 Congestion charges
- 13 [Other - Code not available in edit]
- 14 Anxiety/panic attacks
- 15 Other specific answer not codeable to 1-14
- 97 Other vague answer not codeable to 1-15

Block: Future Plans
Question: **BWWht** (code to XBwOA [multicoded])
Question text: Apart from the things I have asked about, is there anything else that is a big factor for you in deciding that you do not want to or are not able to work at this time? What else is a big factor?

Open

- 1 Lack of suitable job opportunities
- 2 Respondent's health condition or disability
- 3 Low confidence
- 4 Respondent wants to look after child/children
- 5 Respondent cares for someone who has a health condition, disability or behavioural difficulties
- 6 Lack of qualifications or experience
Include insufficient English to get a job
- 7 Not financially better off in work
- 8 Lack of suitable, affordable childcare
Include 'difficulty getting childcare in school holidays'
- 9 Job would need to allow respondent to take time off at short notice to look after child/children
- 10 Employers aren't very family-friendly
- 11 Concerned about leaving the security of Benefits
- 12 Currently pregnant/child is new-born
- 13 Respondent is happy at home/doesn't need to work
- 14 Respondent currently studying
- 15 Child(ren) is/are too young
- 16 Other specific answer not codeable to 1-15
- 97 Other vague answer, not codeable to 1-16

Block: Future Plans
Question: **BWStrt** (code to XBWSt [multicoded])
Question text: What was it that changed that made it possible for you to start work at that time?

Open

- 1 Child(ren) getting older
- 2 Child(ren) started school
- 3 Child(ren) started nursery
- 4 Respondent found the right childcare
- 5 Suitable job came up
- 6 Respondent finished training/educational course
- 7 Husband/partner/ex-partner's work situation changed
Include change in hours
- 8 Respondent's health improved
- 9 Child's health improved
- 10 Other specific answer not codeable to 1-9
- 97 Other vague answer, not codeable to 1-10

Block: Future Plans
Question: **BWHow** (code to XBWHow [multicoded])
Question text: How did this change or these changes make it possible for you to start work? And what else changed at about that time?
Open

- 1 Respondent had more time
- 2 Childcare became available
- 3 Free childcare
- 4 Respondent now had qualifications
- 5 Health improvements made it possible for respondent to work
- 6 Child(ren) older/more responsible
- 7 Other specific answer not codeable to 1-6
- 97 Other vague answer, not codeable to 1-7

Block:

Future Plans

Question:

Bwrbo (code to XBwrb)

Question text:

*INTERVIEWER PLEASE CODE REASONS WHY
RESPONDENT DID NOT COMPLETE THE CARD SORT?*

Other

- 1 Problems reading/writing
- 2 Language problems
- 3 Problems understanding the task
- 4 Ran out of time
- 5 Couldn't be bothered
- 6 Children present/tending to children
- 7 *[Other - Code not available in edit]*
- 8 Other specific answer not codeable to 1-6
- 97 Other vague answer not codeable to 1-8

Block: Future Plans
Question: **BwElseB** (code to XBwOB [multicoded])
Question text: Apart from the things I have asked about, is there anything else that has had a big affect on how difficult it is for you to stay in work? What else has had a big affect?

Open

- 1 Hidden costs of work
- 2 Problems with transport to and from work
Include price of petrol
- 3 Stressful combining work and family life
- 4 Respondents health condition or disability
- 5 Pressure in job to work longer hours, stay late or do overtime
- 6 Husband/partner/ex-partner does not like respondent working
- 7 Not financially better off in work
- 8 Lack of suitable, affordable childcare
- 9 Employer isn't very family-friendly
- 10 Unsociable hours of work/seasonal work
- 11 Respondent cares for someone with a health condition, disability or behavioural difficulties
- 12 Other specific answer not codeable to 1-11
- 97 Other vague answer not codeable to 1-12

Block Job search
Question: **Jsc13b** (coded to XJsc13a)
Question text: Thinking about the most recent job you applied for or considered applying for, how much pay was that job offering? Please enter period first.

Other Specify

- 1 Per hour
- 2 Per week
- 3 Per month
- 4 Per year
- 5 [Other - Code not available in edit]
- 6 Other specific answer, not codeable to 1-4
- 97 Other vague answer, not codeable to 1-6

Block	Job search
Question:	Jsc31b (coded to XJsc31b [Multicoded])
Question text:	Is there anything in particular which is stopping you looking for a job of 16 or more hours a week at the moment?
Other Specify	
	1 No, nothing: already looking
	2 Cannot afford childcare
	3 No childcare available
	4 Own illness/disability
	5 Child's illness/disability
	6 Other household member's illness/disability <i>Include: caring for family member not in the household</i>
	7 No work available
	8 Don't have the skills/qualifications <i>"I want to go on a study course for a degree before I take a job"</i>
	9 Studying/on a training course
	10 Better off not working
	11 Don't want to spend more time apart from my children <i>"Commitment to caring for daughter including travel to school"</i>
	12 Would not be able to pay rent or mortgage
	13 Problems with transport
	14 Don't need to
	15 No reason
	16 [Other - Code not available in edit]
	17 Pregnant
	18 Retired or approaching retirement
	19 Other specific answer, not codeable to 1-18 <i>happy doing what I am doing resp lives in an area that has poor public transport and little or no job opportunities.</i>
	97 Other vague answer, not codeable to 1-19

Block	Job search
Question:	JscO31c (coded to XJsc31c [Multicoded])
Question text:	What sort of problems with transport are these?
<i>Other Specify</i>	
1	Too far
2	Car not available
3	Don't have a current driving licence/can't drive
4	Cost of petrol
5	Lack of parking facilities
6	Cost of parking
7	Traffic congestion/roadworks
8	Inadequate public transport
9	Cost of using public transport
10	Personal physical difficulties/disability
11	Personal safety concerns
12	Congestion charges
13	[Other - Code not available in edit]
14	Other specific answer, not codeable to 1-13
97	Other vague answer, not codeable to 1-14

Block	Job search
Question:	Jsc50b (backcoded to XJsc50a)
Question text:	How much money would you need to be offered in a new job before you felt it worth taking? First code time period.
<i>Other Specify</i>	
	1 per hour
	2 per week
	3 per month
	4 per year
	5 [Other - Code not available in edit]
	6 Other specific answer, not codeable to 1-4
	97 Other vague answer, not codeable to 1-6

Block	Job search
Question:	Jsc53b (backcoded to XJsc53a)
Question text:	How much do you think you would have to end up accepting? First code time period.
<i>Other Specify</i>	
	1 Per hour
	2 Per week
	3 Per month
	4 Per year
	5 [Other - Code not available in edit]
	6 Other specific answer, not codeable to 1-4
	97 Other vague answer, not codeable to 1-6

Block Job search
Question: **JscO70** (backcoded to XJsc70 [multicoded])
Question text: If you were to take up working (more than 16 hours) (again) what would be your usual arrangements for looking after the children?
Children would be cared for by..."

Other Specify

- 1 Nursery school or nursery class
- 2 Special day school or nursery or unit for children with special educational needs
- 3 Day nursery or creche
- 4 Playgroup or pre-school (including welsh medium)
- 5 Childminder
- 6 Nanny or au pair or childcarer in the home
- 7 Babysitter who came to home
- 8 Breakfast club or After school club, on school/nursery site
- 9 Breakfast club or After school club, not on school/nursery site
- 10 Holiday club/scheme
- 11 My husband/wife/partner
- 12 My ex-husband/wife/partner/the child's other non resident parent
- 13 The child's grandparent(s)
- 14 The child's older brother /sister
- 15 Another relative
- 16 A friend or neighbour
- 17 I would only work during school hours
- 18 I would take them to work
- 19 Old enough to look after themselves
- 20 I would work from home
- 21 [Other arrangements – not available in edit]
- 22 None of these
- 23 Other specific answer, not codeable to 1-22

97 Other vague answer, not codeable to 1-23

Block

Question:

Question text:

Other Specify

Benefits

TakUpO (backcoded to XtakUp2) [Multicode]

What are the reasons you did not apply for any of the Tax Credits?

- 1 Don't know about them/haven't heard of them
- 2 Not entitled/eligible
*Include: Income too high/earn too much
Children too old
Not working
Assumed not entitled*
- 3 Don't know how to claim
- 4 Not got round to applying
Include: have received forms but not claimed yet
- 5 No particular reason
Include: don't know
- 6 Other specific answer, not codeable to 1- 5
- 97 Other vague answer, not codeable to1- 6

Block	Benefits
Question:	Ben1b (coded to XBen1a [Multicoded])
Question text:	And which, if any, of these benefits or tax credits other than Council Tax Benefit, housing benefit or rent rebate are you or your partner receiving at the moment?
<i>Other Specify</i>	
	1 Income Support
	2 Child Benefit
	3 Maternity Allowance
	4 Statutory Maternity Pay
	5 Widows Benefit, Bereavement Allowance or Widowed Parents (formerly Widowed Mother's) Allowance
	6 Job Seeker's Allowance (was Unemployment Benefit)
	7 New Deal Allowance
	8 State Retirement Pension
	9 [Other - Code not available in edit]
	10 None of these <i>Any of the health benefits listed at Ben1 (e.g. Incapacity benefit, Disability Living Allowance)</i> <i>Child Benefit</i> <i>Housing Benefit</i>
	11 Pension Credit
	12 Other specific answer, not codeable to 1-11 <i>student grant</i>
	97 Other vague answer, not codeable to 1-12

If one of the health benefits is listed in other (i.e. a response from Ben1) check to see that it is coded correctly at Ben1.

Please note that one parent benefit was replaced by a new lone parent rate of Child Benefit, therefore, this answer should be returned to a "11. None of these".

Block

Question:

Question text:

Benefits

CBTakUpo (backcoded to XCBTakUp)

Why are you (or your partner) not receiving Child Benefit at the moment?

Other Specify

- 1 Have not had time to claim it yet
- 2 Wasn't aware of Child Benefit
- 3 Aware but chose not to claim it
- 4 Claim is being processed
- 5 Payment is suspended or interrupted for some reason
- 6 Not eligible
*Include: Children too old
children in full-time work
children away at university
children no longer in household*
- 7 [Other - Code not available in edit]
- 8 Benefit paid to other parent
- 9 Other specific answer, not codeable to 1-8
- 97 Other vague answer, not codeable to 1-9

Block: Benefits and tax credits
Question: **BenPayO** (code to XBenPay)
Question text: Is your [Child Benefit/Income Support], paid direct to a bank account, or direct to a post office card account or by giro?

Other Specify

- 1 Direct to bank/building society account
- 2 Direct to post office card account
- 3 Giro
- 4 [Other - Code not available in edit]
- 5 Other specific answer not codeable to 1-3
- 97 Other vague answer not codeable to 1-5

Block	NTC
Question:	FC13b (coded to XFC13a [Multicoded])
Question text:	Thinking back, from where did you first find out about Child Tax Credit and/or Working Tax Credit?
<i>Other Specify</i>	
	1 Received application pack
	2 TV adverts
	3 Radio adverts
	4 Newspaper/magazine
	5 Other advert
	6 Bounty pack <i>"hospital leaving bounty pack after birth of child"</i> <i>"starter pack had a leaflet – when baby was born"</i>
	7 Just started claiming Child Benefit
	8 Notice in Child Benefit book
	9 Department of Work and Pensions (formerly DSS) office/official
	10 Letter from DWP
	11 Tax Credit Office or HM Revenue and Customs Official
	12 Letter from HM Revenue and Customs
	13 Leaflet in Post Office
	14 Other leaflets
	15 Citizen's Advice Bureau
	16 Welfare Rights Worker
	17 Job Centre/Job Centre Plus/ New Deal advisor
	18 Employer/Workmates
	19 Relatives/Friends/ neighbours
	20 Internet
	21 At last interview
	22 [Other - Code not available in edit]
	23 Accountant / solicitor / financial adviser

- 24 Hospital /surgery / clinic / GP/health visitor
- 26 Other specific answer, not codeable to 1-24
- 97 Other vague answer, not codeable to 1-25

Block

NTC

Question:

App2do (backcoded to XApp2d) [Multicoded]

Question text:

From who did you get any advice about the Tax Credits?

Other specify

- 1 Friends or relatives
- 2 HM Revenue and Customs or Tax Credit Office helpline
- 3 Local tax office
- 4 Job centre/Jobcentre Plus
- 5 A voluntary/community or charitable organisation
Include: Citizen's Advice Bureau
- 6 [Other - Code not available in edit]
- 7 Accountant / solicitor / financial adviser
- 8 Other specific answer, not codeable to 1-7
Include: Health visitor/single parent advisor
- 97 Other vague answer, not codeable to 1-8

Block NTC
Question: **App6** (Coded to XApp6)
Question text:

Open What are the reasons you did not contact the HM Revenue and Customs, Local Tax Office or Job Centre sources, for help with the application form?

- 1 Used an accountant / solicitor / financial adviser
- 2 Used a voluntary/community or charitable organisation
Include: Community Centre
- 3 Used Citizen's Advice Bureau
- 4 Other specific answer, not codeable to 1-3
- 97 Other vague answer, not codeable to 1-4

Block	NTC
Question:	Renw3O (Coded to XRenw3)
Question text:	What did you notify HM revenue and Customs about in your annual declaration form?
<i>Other Specify</i>	
	1 That there was no change in circumstances and/or income
	2 Moved in with step-family
	3 Birth of child
	4 Just separated / divorced/ split up
	5 Change in childcare (e.g. cost, provider)
	6 Started/stopped using childcare
	7 I started earning more money
	8 My hours increased <i>Include: Took a second job</i>
	9 I had stopped working
	10 I had moved job
	11 I had moved into work (from out of work)
	12 I was earning less money
	13 My hours were reduced
	14 My partner started earning more money
	15 My partner's hours increased
	16 My partner had stopped working
	17 My partner just moved job
	18 My partner just moved into work (from out of work)
	19 My partner was earning less money
	20 My partner's hours were reduced
	21 [Other - Code not available in edit]
	22 Personal details (e.g. name/address/bank details)
	23 Child's circumstances (e.g. age/education/employment) <i>Include: Child left home</i>

*Child went to university
death of a child*

- 24 Start of cohabitation / marriage
*Include: husband or previous partner moved back in
remarried*
- 25 Pregnancy
- 26 Maternity leave had ended
- 27 Correction of mistake in award/on award notice
*Include: To correct information about the number of
hours
worked
Number of children in the house
Partnership status*
- 28 Other specific answer, not codeable to 1-27
- 97 Other vague answer, not codeable to 1-28

Block	NTC
Question:	NotO (Coded into Xnot2 [Multicoded])
Question text:	What changes did you notify HM Revenue and Customs about?
<i>Other Specify</i>	
	1 Moved in with step-family
	2 Birth of child
	3 Just separated / divorced / split up
	4 Change in childcare (e.g. cost, provider)
	5 Started/stopped using childcare
	6 I started earning more money <i>Include: Took a second job</i>
	7 My hours increased
	8 I had stopped working
	9 I had moved job
	10 I had moved into work (from out of work)
	11 I was earning less money
	12 My hours were reduced
	13 My partner started earning more money
	14 My partner's hours increased
	15 My partner had stopped working
	16 My partner just moved job
	17 My partner just moved into work (from out of work)
	18 My partner was earning less money
	19 My partner's hours were reduced
	20 [Other - Code not available in edit]
	21 Personal details (e.g. name/address/bank details)
	22 Child's circumstances (e.g. age/education/employment) <i>Include: Child left home Child went to university death of a child</i>
	23 Start of cohabitation / marriage

- Include: husband or previous partner moved back in remarried*
- 24 Pregnancy
 - 25 Maternity leave had ended
 - 26 Correction of mistake in award/on award notice
*Include: To correct information about the number of hours worked
Number of children in the house
Partnership status*
 - 27 Other specific answer, not codeable to 1-26
 - 97 Other vague answer, not codeable to 1-27

Block

Question:

Question text:

Other Specify

NTC

NTC390 (backcoded to XNTC39 [Multicoded])

If your family circumstances or income changed, how would you find out if these changes would affect your entitlement to Tax Credits? How else?

- 1 Contact HM Revenue and Customs/use the Helpline
*Include: Write to HM Revenue and Customs/
Inland Revenue / IR
Contact tax credit office*
- 2 Contact the local council
- 3 Use the Internet
- 4 Ask friends and family
- 5 Citizens Advice Bureau
- 6 Visit a financial Adviser
- 7 Visit the local Jobcentre
*Include any reference to Jobcentre / Department for Work
and Pensions e.g. DWP/DSS/Social Security / Benefits
Agency*
- 8 Visit the local tax office
- 9 [Other - Code not available in edit]
- 10 Post Office
- 11 Look at documents: Award notice /letters/leaflet
*"Check paperwork sent to me"
"look on my previous letter"*
- 12 Other specific answer, not codeable to 1-11
- 97 Other vague answer, not codeable to 1-12

Block NTC
 Question: **FC48b** (coded to XFC48a [Multicoded])
 Question text: Apart from earnings, what other things do you think HM Revenue and Customs take into account in working out whether or not you can get Tax Credits, or how much you can get?

Other Specify

- 1 Number of children
- 2 Age of children
- 3 Whether or not has a partner
Include: marital status
- 4 Other income
*Include: Income from savings/shares
Rent from lodger*
- 5 Amount of Savings
- 6 Rent/Mortgage payments
- 7 Fares to work
- 8 Food/fuel costs
- 9 Amount of maintenance
- 10 Hours worked
- 11 Use of childcare
- 12 Don't know
- 13 [Other - Code not available in edit]
- 14 Other out-goings
Include: household expenditure
- 15 Child Benefit
- 16 Other Social Security benefits
- 17 Issues relating to Health/Caring responsibility / dependants
Include: caring for others
- 18 Property/local area
*Where you live / the area you live in
Whether you own your house or not / type of house*
- 19 Other specific answer, not codeable 1-18
- 97 Other vague answer, not codeable 1-19

Block	Income support
Question:	IS6d (coded to XIS6d [Multicoded])
Question text:	In what way has the lone parents' benefit run-on made you think differently about moving into paid work?
Open	
	1 Transition into work will be financially less difficult <i>"It will help pay for the clothes I need for work"</i> <i>"Will not be short of money in the first week of working"</i>
	2 Generally, will be financially better off from working
	3 Thinking about work SOONER than otherwise would
	4 Other specific answer, not codeable to 1-3
	97 Other vague answer, not codeable to 1-4

Block
Question:
Question text:

Income support
IS9 (coded to XIS9 [Multicoded])
For what reason has the respondent applied to the Department for Work and Pensions for a Social Fund Community Care Grant?

Other Specify

- 1 Bed
- 2 Other furniture
- 3 Cooker
- 4 Fridge
- 5 Washing machine
- 6 Other appliance
- 7 [Other - Code not available in edit]
- 8 Clothing
Not including School uniform
- 9 Removal costs
- 10 Carpets/ Home decoration
Include: Home improvements
- 11 Applied for ineligible item
*Include: Children's schoolwear
School Uniform grant*
- 13 Other specific answer, not codeable to 1-11
Include Aids for my disability
- 97 Other vague answer, not codeable to 1-13

Block Other income
 Question: **Oin4a** (coded to XOin4 [Multicoded])
 Question text: And where does this money come from?

- Other Specify*
- 1 Board and lodgings from son/daughter
 - 2 Board and lodgings from other
*Include: rent on my own property
 rent from holiday lets*
 - 3 Private / occupational pension
Include: from partner's pension
 - 4 Income from benefit payments
 - 5 Income from maintenance payments
 - 6 [Other - Code not available in edit]
 - 7 Bursary/grant for study
Include: Student loan
 - 8 Occasional job
(Only use this code if the person is not currently in work)
 - 9 Other specific answer, not codeable to 1-8
*Include: trust fund
 adoption / fostering allowance*
 - 97 Other vague answer, not codeable to 1-9

If only response is 'partner's income' editor should recode Oin1 as No as we are not including partner's income as other income.

If child benefit or other benefits are the only response here, recode Oin1 as No as we are not including child benefit as other income. Record benefits other than child benefit at Ben1/ Ben1a/ Ben1b.

Block

Question:

Question text:

Other Specify

Savings

Sav5a (backcoded to XSav5)

Which of the ways listed on this card comes closest to the way you organise your family finances?

- 1 I look after all the household's money (except some personal spending money for my partner, if any)
Include: "Everything goes into my account and I pay my partner's bills etc out of that account"
- 2 My partner looks after all the household's money (except my personal spending money, if any)
- 3 I am given a housekeeping allowance. My partner looks after the rest of the money
- 4 We share and manage our finances jointly
Include: "He pays some bills, I pay the others"
Have joint and own separate accounts
- 5 We keep our finances completely separate
- 6 [Other - Code not available in edit]
- 7 Other specific answer, not codeable to 1-5
- 97 Other vague answer, not codeable to 1-7

Block

Question:

Question text:

Open

Savings

Sav7 (coded to XSav7 [Multicoded])

What changes to your family's finances have you made?

1. Budget over a different period (e.g. weekly instead of monthly)
2. Partner now gives me more
3. I now give my partner more
4. We now share the finances
5. Other specific answer, not codeable to 1-4
97. Other vague answer, not codeable to 1-5

If change is not directly related to Tax Credits, recode Sav6 to no
e.g. "now we have mortgage we have to cut back"
e.g. "change of jobs"

If change is not in the way they organise their finances recode Sav6 to no.
e.g. "We can buy extra clothes for the kids, and plan to replace washing machine"

Block

Question:

Question text:

Other Specify

Hardship

Exp11o (coded to XExp11 [Multicoded])

Sometimes families are not able to pay every bill when it falls due. May I ask, are you up to date with the bills on this card, or are you behind with any of them?

- 1 behind with the electricity bill
- 2 behind with the gas bill
- 3 behind with other fuel bills like coal or oil
- 4 behind with Council Tax
- 5 behind with insurance policies
- 6 behind with telephone bill
- 7 behind with television/video rental or HP
- 8 behind with other HP payments
- 9 behind with water rates
- 10 [Other - Code not available in edit]
- 11 Not behind with any of these
- 12 Rent/Mortgage
Include: housing arrears
- 13 Catalogue payments
- 14 Other specific answer, not codeable to 1-13
- 97 Other vague answer, not codeable to 1-14

Block	Hardship
Question:	Exp16o (coded to XExp16 [Multicoded])
Question text:	Over the past 12 months, have you used any of these ways to borrow money?
<i>Other Specify</i>	
	1 a bank overdraft
	2 a fixed term loan from the Bank or Building Society (NOT MORTGAGE)
	3 a loan from a finance company
	4 a loan from a money lender or 'tally man'
	5 a loan from a friend or relative
	6 a loan, or advance on wages, from your employer
	7 a Social Fund loan
	8 [Other - Code not available in edit]
	9 None of these
	10 Re-mortgage house/equity release/increase mortgage <i>"remortgage for extra funds"</i> <i>"took out mortgage top up to build extension"</i> <i>"advance from mortgage to renovate kitchen"</i>
	11 Student loan
	12 Other specific answer, not codeable to 1-11
	97 Other vague answer, not codeable to 1-12

Block

Question:

Question text:

Hardship

Exp26b (coded to XExp26b [Multicoded])

Some people bringing up children receive financial help from their families, often from their parents. Over the past 12 months, has your family ever helped you with paying for any of these things?

Other Specify

- 1 Paying towards bills
- 2 Buying clothes for your children
- 3 Buying clothes for you
- 4 Paying for trips/holidays
Include: money for socialising
- 5 [Other - Code not available in edit]
- 6 None of these
- 7 Not applicable, has no family
- 8 Buying electrical equipment
*Include: Washing Machine
Microwave
DVD
Computer*
- 9 Buying furniture / furnishings / home-improvements
*Include: wallpaper and decorating
carpets
bedding*
- 10 Buying toys and equipment for the children
*Include: cot/pram
nappies*
- 11 Food
- 12 Car
- 13 Other specific answer, not codeable to 1-12
- 97 Other vague answer, not codeable to 1-13

Block: Partner proxy
Question: **PPSIC**
Question text: What does the firm or organisation (name of partner)
works/worked for mainly make or do?
Open
Code to 1992 Standard Industrial Classification

Block

Question:

Question text:

Open

Partner proxy

Ppjobt, PPJobDE, PPTrain, PPSup

What was (name of partner's) (main) job?

What did (name of partner) mainly do in his/her job?

What training or qualifications are/were needed for (name of person's) job?

Please describe the type of responsibility (name of partner) has for supervising the work of other employees.

Code to 2000 Standard Occupational Classification

Block: Partner proxy
Question: **Pacedqo** (backcoded to XPacedq)
Question text: From this list, please tell me the highest qualification which you have obtained.

Other Specify

- 1 GCSE grade D-G / CSE grade 2-5 / SCE O Grades (D-E) / SCE Standard Grades (4-7) / Scottish National Qualifications (Access level) / SCOTVEC National Certificate Modules
- 2 GCSE grade A-C / GCE 'O'-level passes / CSE grade 1 / SCE O Grades (A-C) / SCE Standard Grades (1-3) / Scottish National Qualifications (Intermediate level) / School Certificate / Matriculation
- 3 GCE 'A'-level / AS level / SCE Higher Grades (A-C) / Scottish National Qualifications (Higher level)
- 4 First degree, eg BSc, BA, BEd, MA at first degree level
- 5 Higher degree, eg MSc, MA, MBA, PGCE, PhD
- 6 [Other - Code not available in edit]
- 7 No, none of these
- 8 Has qualification, level unknown
- 9 Other specific answer, not codeable to 1-8
- 97 Other vague answer, not codeable to 1-9

Please note, if a vocational qualification is coded at Pacedqo, please use the list of equivalent qualifications given on Page 38 to code into the Pacedqo code frame. If no equivalent is found code Pacedqo as 8 'Has qualification, level unknown'.

<p>Block: Question: Question text: <i>Other Specify</i></p>	<p>Partner proxy Pvocqa (coded to XPvocqa [Multicoded]) Does [<i>partner's name</i>] have any professional, vocational or other work-related qualifications?</p>
	<p>1 Level 1 NVQ/SVQ / Foundation GNVQ/GSVQ</p> <p>2 Level 2 NVQ/SVQ / Intermediate GNVQ/GSVQ</p> <p>3 Level 3 NVQ/SVQ / Advanced GNVQ/GSVQ</p> <p>4 Level 4 NVQ/SVQ</p> <p>5 Level 5 NVQ/SVQ</p> <p>6 NVQ/SVQ or GNVQ - not sure what level</p> <p>7 City & Guilds Part 1 / RSA Certificate</p> <p>8 BTEC First/General Certificate / BEC/TEC General/City & Guilds Part 2/Craft/Intermediate/ RSA Advanced Diploma/Certificate <i>Include : Edexcel First OCR Advanced Diploma / Certificate</i></p> <p>9 BTEC National Certificate/Diploma/ City&Guilds Part 3/Final or Advanced Craft/ ONC/OND <i>Include : Edexcel National Certificate</i></p> <p>10 BEC (Higher)/TEC (Higher)/ BTEC (Higher) / City & Guilds Part 4/ HNC / HND</p> <p>11 Teaching qualification</p> <p>12 Nursing qualification</p> <p>13 Trade apprenticeship</p> <p>14 [Other - Code not available in edit]</p> <p>15 No, none of these</p> <p>16 City and Guilds / RSA – not sure what level</p> <p>17 Other specific answer, not codeable to 1-16 <i>HGV licence /PSV licence</i></p> <p>97 Other vague answer, not codeable to 1-17</p>

Please use the list of equivalent qualifications given on Page 38 to code into the Pvocqa code frame.

B. Editing Instructions

Section	Question name	Edit check	Instruction to editor
Household grid	Persage	SIGNAL If age greater than 70, flag to editor.	Editor to look at the date of birth and the relationship of person to main respondent. Look for any obvious errors and correct.
	Empstat	SIGNAL If employment status is 'sick/disabled' or 'looking after the home' interviewer check asks if the respondent has a contract of employment.	There is nothing the editor can do here. Suppress check and proceed.
	Relextr	SIGNAL If persage less than 16 and relextr is coded as 1 (Partner), 2 (Parent), 3 (LParent), 4 (GPARENT), 6 (Lson), 7 (SParent), 8 (FParent), 9 (OthAdult) or 10 (UnrAdult), flag to editor.	Check to see interviewer has correctly coded the relationship. Eg, person under 16 should not be a parent or partner of main respondent. Recode any obvious error otherwise flag to researcher.
	Relextr	SIGNAL If persage less than 19 and relextr is coded as 1 (partner), flag to editor	Check to see interviewer has correctly coded the relationship. Recode any obvious error otherwise flag to researcher.
	Relextr	SIGNAL If Relextr is coded as partner twice in one household.	Check to see interviewer has correctly coded the relationship.
	DHR / Relpar	SIGNAL If persage less than 16 and relpar is coded as 1 (Partner), 2 (Parent), 3 (LParent), 4 (GPARENT), 6 (Lson), 7 (SParent), 8 (FParent), 9 (OthAdult) or 10 (UnrAdult), flag to editor.	Check to see interviewer has correctly coded the relationship. Person under 16 should not be a parent or partner of the partner. Recode any obvious error otherwise flag to researcher.
Children's health, education and service use	Chea3a	CHECK Age of child must be greater than or equal to response at Chea3a. Flag to editor.	Check to see if obvious error in the coding of the date of birth, look for any interviewer notes otherwise make a note of the current answer on the fact sheet, then change the CAPI answer to a number lower than the child's age, and flag to researcher.

Section	Question name	Edit check	Instruction to editor
	CM5	SIGNAL Compute derived variable for weekly maintenance payments based on CM5 and CM6 (excluding cases where CM5 = 9997). If weekly payment above £400 per week, flag to editor.	Check to see if there has been any obvious miscodes
	CM17	SIGNAL Compute derived variable for weekly maintenance payments based on CM17 and CM18 (excluding cases where CM17 = 9997). If weekly payment above £400 per week, flag to editor.	Check to see if there has been any obvious miscodes
	Chea12	CHECK If number of years caring for other person is greater than the respondent's age, flag to editor.	Consult interviewer notes and check for any obvious miscoding (e.g. date of birth), otherwise make a note of the current answer on the fact sheet, then change the CAPI answer to a number of years less than respondent's age, and flag to researcher.
	Chea13	SIGNAL If respondent is spending more than 40 hours per week caring for other person and is currently working 16 or more hours per week, flag to editor.	Look at occupation and see if occupation is care related. If care related editor to remove person listed at chea11. If this leaves none coded at chea11, re-code chea10 to no (code 2).
Housing	Hous5 /Hous6	CHECK If date at which left temporary accommodation is before the date of birth of the respondent, flag to editor.	Consult interviewer notes and check for any obvious miscoding (e.g. date of birth or date moved in), otherwise make a note of the current answer on the fact sheet, then change the CAPI answer to a date after the respondent's date of birth, and flag to researcher.

Section	Question name	Edit check	Instruction to editor
	Hous9	CHECK If date when started living in current accommodation is before the respondent's date of birth, flag to editor.	Consult interviewer notes and check for any obvious miscoding (e.g. date of birth or date moved in), otherwise make a note of the current answer on the fact sheet, then change the CAPI answer to a date after the respondent's date of birth, and flag to researcher.
	Hous17	SIGNAL If hous17 equals zero, flag to editor.	There should be at least one bedroom in the dwelling (even if bedsit). Recode values of 0 to 1.
	Hous23 /Hous24	SIGNAL Compute derived variable for weekly rent payments based on Hous23 and Hous24. If weekly payment above £250 per week, flag to editor.	Check to see if there has been any obvious miscodes (e.g. interviewer has not recorded payment in whole pounds). If no explanation, flag for researchers, suppress and proceed.
	Hous25 / Hous26	SIGNAL Compute derived variable for weekly water payments based on Hous25 and Hous26. If weekly payment above £50 per week, flag to editor.	Check to see if there has been any obvious miscodes (e.g. interviewer has not recorded payment in whole pounds). If no explanation, flag for researchers, suppress and proceed.
	Hous29 /Hous30	SIGNAL Compute derived variable for weekly Housing Benefit based on Hous29 and Hous30. If weekly HB above £250 per week, flag to editor.	Check to see if there has been any obvious miscodes If no explanation, flag for researchers, suppress and proceed.
	Hous32 /Hous33	SIGNAL Compute derived variable for weekly rent payments based on Hous32 and Hous33. If weekly payment above £250 per week, flag to editor.	Check to see if there has been any obvious miscodes. If no explanation, flag for researchers, suppress and proceed.
	Hous24e, Hous29,Hous32,Hous33	SIGNAL If total amount of rent doesn't equal the amount respondent pays, plus amount they receive in Housing Benefit/rent rebate, flag to editor.	Editor to check for any interviewer notes. If there are no obvious miscodes and discrepancy is £5 or less suppress and proceed. Otherwise flag for researchers.

Section	Question name	Edit check	Instruction to editor
	Hous41	SIGNAL Year must be greater than or equal to date of birth of eldest person in the household. If not, flag to editor.	Consult interviewer notes and check for any obvious miscoding (e.g. date of birth), otherwise suppress edit check.
	Hous43 / Hous44	SIGNAL Compute derived variable for weekly mortgage payments based on Hous43 and Hous44. If weekly payment above £250 per week, flag to editor.	Check to see if there has been any obvious miscodes. If no explanation, flag for researchers, suppress and proceed.
	Hous52 /Hous53	SIGNAL Compute derived variable for mortgage interest based on Hous52 and Hous53. If weekly payment above £250 per week, flag to editor.	Check to see if there has been any obvious miscodes. If no explanation, flag for researchers, suppress and proceed.
	Hous54 /Hous55	SIGNAL Compute derived variable for weekly water payments based on Hous54 and Hous55. If weekly payment above £50 per week, flag to editor.	Check to see if there has been any obvious miscodes. If no explanation, suppress and proceed.
	Hous56b	SIGNAL Check on weekly Council tax Flag to editor if over £60	Check to see if there has been any obvious miscodes. If no explanation, flag for researchers, suppress and proceed.
Education	Ed4	SIGNAL If respondent 25 years or less and on “New Deal for long-term unemployed (over 25)”, or more than 25 years and on “New Deal for Young People”, flag to editor.	Check for any obvious miscodes, look at notes, otherwise suppress and proceed.
Work	Wrk3	SIGNAL This must be greater than year respondent was born plus 14 years. If not, flag to editor.	Consult interviewer notes and check for any obvious miscoding (e.g. date of birth), otherwise suppress edit check.

Section	Question name	Edit check	Instruction to editor
	Wrk6a	SIGNAL This must be greater than year respondent was born plus 14 years. If not, flag to editor.	Consult interviewer notes and check for any obvious miscoding (e.g. date of birth), otherwise suppress edit check.
	Wrk17	SIGNAL Check on amount of income if weekly salary is more than £2000	Editor to check notes to explain why income so high (over £2000 a week). See if there is any obvious miscoding. If cannot resolve, flag for researchers and then suppress edit check.
	Wrk17	SIGNAL Check on amount of income if weekly salary is less than £10	If respondent refuses or doesn't know their wage/salary there is nothing we can do. Suppress check and proceed.
	Wrk19	SIGNAL Check on weekly union dues (Wk19pay). Flag to editor if over £100 per week	Check to see if there has been any obvious miscodes. If no explanation, flag for researchers, suppress and proceed.
	Wrk21	SIGNAL Check on other weekly deductions from pay (Wk21pay). Flag to editor if over £100	Check to see if there has been any obvious miscodes. If no explanation, flag for researchers, suppress and proceed.
	WkPay	SIGNAL If WkPay (weekly income) is less than £10 or more than £999, flag to editor.	If looking at job done and hours worked per week, the income seems fine, editor to suppress check. However, if it looks unusual, editor to look for obvious miscodes (e.g. amount or time period). If not resolved, flag to researcher.
Proxy Partner interview	Ppay, PPperd	Compute derived variable for weekly income based on Ppay and PPperd. If weekly income is less than £10 or more than £999, flag to editor.	If looking at job done and hours worked per week, the income seems fine, editor to suppress check. However, if it looks unusual, editor to look for obvious miscodes (e.g. amount or time period). If not resolved, flag to researcher.

Section	Question name	Edit check	Instruction to editor
	Wrk18	SIGNAL If amount is greater than 0.17*Wrk17, flag to editor.	Editor to look at interviewer notes for any explanation why pension contributions abnormally high. If no reason given, editor to suppress and proceed.
Benefits	Ben1	SIGNAL If receives Disability Living Allowance – care component and Attendance Allowance (Ben1 = 4 and 5), flag to editor	Disability Living Allowance – care component cannot be received with Attendance Allowance. If in combination editor should check the age of the recipient. If they are over 64 years of age, code “Attendance Allowance” (4); if the recipient is 64 years or younger, code “Disability Living Allowance” (5). Check to see who is receiving the benefit as it may be the partner who is in the age range.
	Ben1	SIGNAL If receives Attendance Allowance (code 4) and respondent and partner are both younger than 65, flag to editor.	Attendance Allowance can only be received by those 65 years or older. If less than 65 years of age, editor should recode Ben1 to ‘Disability Living Allowance’, code 5. Check to see who is receiving the benefit as it may be the partner who is in the age range.
	Ben1	SIGNAL If receives Incapacity Benefit (code 1) and both respondent and partner are 69 or older, flag to editor.	Recipients of Incapacity Benefits should be younger than 69. If not, editor should remove code 1 from Ben1. Check to see who is receiving the benefit as it may be the partner who is in the age range. If no other benefits coded at ben1, editor to enter 13, ‘None of these’.

Section	Question name	Edit check	Instruction to editor
	Ben1	SIGNAL If receives Severe Disablement Allowance (code 2) and both respondent and partner are 69 or older, flag to editor.	Recipients of Severe Disablement Allowance should be younger than 69. If not, editor should remove code 2 from Ben1. If no other benefits coded at ben1, editor to enter 13, 'None of these'.
	Ben1a	SIGNAL If receives Retirement Pension (code 8), and both respondent and partner are less than 60, flag to editor.	Recipient should be at least 60 to receive a retirement pension. If not editor should remove code 8 from Ben1a. If no other benefits coded at ben1a, editor to enter 10, 'None of these'.
	BenNTC, Ben2, Ben2a	SIGNAL Compute derived variable for weekly amount of child tax credit (CTC). If receives CTC and amount received is equal to £0, or amount received is above £149 per week, flag to editor.	Editor to check for any obvious miscodes in amount or time period, and make changes accordingly. If receives CTC and amount = £0, flag to researcher.
	BenNTC, Ben2, Ben2a	SIGNAL Compute derived variable for weekly amount of working tax credit (WTC). If receives WTC and amount received is equal to £0, or amount received is above £199 per week, flag to editor.	Editor to check for any obvious miscodes in amount or time period, and make changes accordingly. If receives WTC and amount = £0, flag to researcher.
	PyNTC, Ben2N, Ben2aN	SIGNAL Compute derived variable for weekly amount of combined WTC and CTC. If receives WTC and CTC as one amount and amount received is greater than £250 per week, flag to editor.	Editor to check for any obvious miscodes in amount or time period, and make changes accordingly. If you cannot resolve, suppress check and flag to researcher.

Section	Question name	Edit check	Instruction to editor
	Ben1, Ben2, Ben3	<p>SIGNAL</p> <p>If receives Attendance Allowance (code 4) and Ben3 is either 1 or 2, and amount received is not between £44 to £45 or £66.50 to £67.50, flag to editor.</p> <p>If receives Attendance Allowance (code 4) and Ben3 is 3, and amount received is greater than £134, flag to editor.</p>	<p>Editor to check for obvious miscodes. The lower rate is currently £44.85 per week and the higher rate is £67.00. If obvious mis-code of amount editor to make correction. If you cannot resolve, suppress check and proceed.</p> <p>The same practice to apply if both receive the Benefit.</p>
	Ben1, Ben2, Ben3	<p>SIGNAL</p> <p>If receives Disability Living Allowance – care component (code 5) and Ben3 is either 1 or 2, and amount received does not equal £17 to £18, £44 to £45, or £66.50 to £67.50 flag to editor.</p> <p>If receives Disability Living Allowance – care component (code 5) and Ben3 is 3, and amount received is more than £134, flag to editor.</p>	<p>Editor to check for obvious miscodes in amount or time period. The care component is paid at three levels: £17.75, £44.85 or £67.00 per week. There may have been rounding errors. The question DLAcare asks which rate the respondent is getting– check the answer to this to help you resolve. If you cannot resolve suppress check and proceed.</p> <p>The same practice to apply if both receive the Benefit.</p>
	Ben1, Ben2, Ben3	<p>SIGNAL</p> <p>If receives Disability Living Allowance – mobility component (code 6) and Ben3 is either 1 or 2, and amount received does not equal £17 to £18 or £46 to £47, flag to editor.</p> <p>If receives Disability Living Allowance – mobility component (code 6) and Ben3 is 3, and amount received is more than £94, flag to editor.</p>	<p>Editor to check for obvious miscodes in amount or time period. The DLA mobility component is paid at two levels: £17.75 or £46.75 per week. There may have been rounding errors. The question DLAmob asks which rate the respondent is getting – check the answer to this to help you resolve. If you cannot resolve suppress check and proceed.</p> <p>The same practice to apply if both receive the Benefit.</p>

Section	Question name	Edit check	Instruction to editor
	Ben1, Ben2	<p>SIGNAL</p> <p>If receives Disability Living Allowance for children– care component (code 7) and amount received does not equal £17 to £18, £44 to £45, or £66.50 to £67.50, flag to editor.</p>	<p>Editor to check for obvious miscodes in amount or time period. The care component is paid at three levels: £17.75, £44.85 or £67.00 per week. There may have been rounding errors. If you cannot resolve suppress check and proceed.</p>
	Ben1, Ben2, Ben3	<p>SIGNAL</p> <p>If receives Disability Living Allowance for children– mobility component (code 8) and Ben3 is either 1 or 2, and amount received does not equal £17 to £18 or £46 to £47, flag to editor.</p>	<p>Editor to check for obvious miscodes in amount or time period. The DLA mobility component is paid at two levels: £17.75 or £46.75 per week. There may have been rounding errors. The question DLA_{mob} asks which rate the respondent is getting– check the answer to this to help you resolve. If you cannot resolve suppress check and proceed.</p>
	Ben1, Ben2, Ben2a	<p>SIGNAL</p> <p>If receives Incapacity Benefit and amount received is over £255 per week, flag to editor.</p>	<p>Editor to check for any obvious miscodes in amount or time period – if so, editor to make change. NB If applicable, check if amount high because both respondent and partner receive it (Ben3). If you cannot resolve, suppress check and proceed.</p>
	Ben1, Ben2, Ben2a	<p>SIGNAL</p> <p>If receives Carer’s Allowance and amount received is not between £44 and £125 per week, flag to editor.</p>	<p>Editor to check for any obvious miscodes in amount or time period – if so, editor to make change. NB If applicable, check if amount high because both respondent and partner receive it (Ben3). If you cannot resolve, suppress check and proceed.</p>

Section	Question name	Edit check	Instruction to editor
	Ben1, Ben2, Ben2a	SIGNAL If receives Severe Disablement Allowance and amount received is not between £44 and £125 per week, flag to editor.	Editor to check for any obvious miscodes in amount or time period – if so, editor to make change. NB If applicable, check if amount high because both respondent and partner receive it (Ben3). If you cannot resolve, suppress check and proceed.
	Ben1a, Ben2, Ben2a	SIGNAL If receives Child Benefit and amount received is not between £17 and £99 per week, flag to editor.	Editor to check for any obvious miscodes in amount or time period – if so, editor to make change. NB If applicable, check if amount high because both respondent and partner receive it (Ben3). See table below for a guide to Child Benefit amounts. If you cannot resolve, suppress check and proceed.
	Ben1a, Ben2, Ben2a	SIGNAL If receives State Retirement Pension and amount received is over £500 per week, flag to editor.	Editor to check for any obvious miscodes in amount or time period – if so, editor to make change. NB If applicable, check if amount high because both respondent and partner receive it (Ben3). If you cannot resolve, suppress check and proceed.
	Ben1a, Ben2, Ben2a	SIGNAL If receives Jobseeker's Allowance and amount received is over £200 per week, flag to editor.	Editor to check for any obvious miscodes in amount or time period – if so, editor to make change. NB If applicable, check if amount high because both respondent and partner receive it (Ben3). If you cannot resolve, suppress check and proceed.
Income Support	IS1	SIGNAL If date started on Income Support earlier than year respondent was born plus 14 years, flag to editor.	Consult interviewer notes and check for any obvious miscoding (e.g. date of birth), otherwise suppress edit check.
Current and ex-partners	R1q	SIGNAL If date first met partner is before respondent was born, flag to editor.	Consult interviewer notes and check for any obvious miscoding (e.g. date of birth), otherwise suppress edit check.

Section	Question name	Edit check	Instruction to editor
	R2q	SIGNAL If date first started to share a home with partner is before first met partner, flag to editor.	Consult interviewer notes and check for any obvious miscoding (e.g. date of birth), otherwise suppress edit check.
	R2q	CHECK If date first started to share a home with partner is before respondent /partner was born, flag to editor.	Consult interviewer notes and check for any obvious miscoding (e.g. date of birth), otherwise make a note of the current answer on the fact sheet, then change the CAPI answer to a date after the respondent's (partner's) date of birth, and flag to researcher.
	R15q	CHECK If date first started to share a home with ex-partner is before respondent /partner was born, flag to editor.	Consult interviewer notes and check for any obvious miscoding (e.g. date of birth), otherwise make a note of the current answer on the fact sheet, then change the CAPI answer to a date after the respondent's (partner's) date of birth, and flag to researcher.

Rough guide to Child Benefit amounts (weekly), as from April 2008.

Number of children*	Couple	Lone parent
1	£18.80	£18.80
2	£34.30	£34.30
3	£49.80	£49.80
4	£65.30	£65.30
5	£80.80	£80.80

*Paid for each child aged 0-15, and each child aged 16-19 and in full-time education

APPENDIX C FIELDWORK QUESTIONNAIRE

The family level questionnaire (Word format) is included in this appendix.

**Families and Children Study
(FACS):
Wave 10 Questionnaire**

National Centre for Social Research

Families and Children Study (FACS): Wave 10 Questionnaire

National Centre for Social Research

Prepared for Department for Work and Pensions

2008

1.	Introduction.....	iii
1	Household grid	2
2.	Respondent's health	9
3.	Children's health, education and service use	13
3.1	Children's health	13
3.2	School and Education	16
3.3	Problems and use of local services	23
3.4	Parental aspirations for children.....	27
4.	Child maintenance	30
5.	Children living outside the household	39
6.	Caring for people outside household	40
7.	Housing	42
8.	Education and training	57
9.	Work	61
10.	Activity History.....	77
11.	Childcare	82
12.	Attitudes self completion	94
13.	Future Plans	101
14.	Job search activity.....	112
15.	Benefits and tax credits	119
16.	Tax Credits	124
17.	Income Support.....	135
18.	Other sources of income	139
19.	Savings.....	141
20.	Expenditure Section	146
21.	Future work prospects and social capital.....	153
22.	End section.....	155
23.	Relationship history.....	158
24.	Proxy partner interview	165

1. Introduction

The presentation of the CAPI questionnaire follows a consistent structure which is shown by the following example.

{If dismissed}

Dground^

On what grounds was [HE / SHE] dismissed?

1. Shortage of work/need for redundancies,
2. Change in job specification/requirements,
3. Disobedience/refusal to do as instructed/including health/safety aspects,
4. Dishonesty/theft/malicious damage,
5. Violence/threats,
6. (undisclosed) criminal record/security risk,
7. Attendance record/unjustified absences,
8. Insufficient quality of work/not developed necessary skills,
9. Other reasons (please specify)
10. *Other vague answer (not codeable 1-9)*
97. *Other specific answer (not codeable 1-10)*

The first line *If dismissed* is a brief description of the routing for the question. Where there is no italicised comment preceding the variable name then the routing is the same as the preceding question(s).

The variable name appears in bold (e.g. **Dground**). When the name is followed by ^ this signifies that the question can have more than one answer (i.e. a multiple response).

Where a piece of text appear in brackets, for example [name of organisation], this indicates that a textfill has been used. A textfill is an insert to a question that is based on an answer given in a previous question.

The other format that a textfill can take on occurs where there are two parts to the routing instruction as shown in **Cform**.

If no vacancies in past 12 months / If vacancies

Cform*

This card shows a list of recruitment channels which we refer to as 'formal'. [In the 12 months before your last vacancy / In the last 12 months], which of these channels did this establishment make use of to notify one or more vacancies?

Where there is a '/' this indicates that there are two ways in which the question could be asked. If there were no vacancies in the past 12 months, the respondent will be asked, 'In the 12 months before your last vacancy, which of these channels did this establishment make use of to notify one or more vacancies?', whereas a workplace with vacancies will be routed through the question following the '/'.

Codes that were added at the coding and editing stage (after interviews were returned to the office) are shown in italics in the code frame for the original question. In cases of open questions, the entire code frame appears in italics.

1 Household grid

If panel interview, information about members of the household at the time of the last interview is fed forward. Interviewer to check details and ask about any new members in the household.

Present	Gone	Name	Relextr	RelPar	DHR...	Sex	DOB	Empstat
		Person 1	96	YYYY	XXXX	FFFF	FFFF	XXXX
		Person 2	XXXX	96	XXXX	FFFF	FFFF	XXXX
		Person 3	XXXX	XXXX	96	FFFF	FFFF	XXXX
		Person 4 ...	XXXX	XXXX	XXXX	FFFF	FFFF	XXXX

{If panel}

Present

ASK OR CODE: Is [person's name] still in this household?

- 1 Yes
- 2 No

{If not living in household (Present=2)}

Gone

May I ask, what has happened to [name of person]?

- 1 Deceased
- 2 Living elsewhere

Gdob

FEED FORWARD VARIABLE: Date of birth of people who've [died/living elsewhere].

GpersAge

COMPUTED VARIABLE: Person's age in years for people who've [died/living elsewhere].

{If age = 15 to 18 and living elsewhere (GpersAge=15 to 18 AND Gone = 2)}

GoneW

SHOW CARD A1

Looking at this card, what is [person's name] currently doing?

- 1 Working 16 or more hours
- 2 Working fewer than 16 hours
- 3 Unemployed and seeking work
- 4 On a training scheme
- 5 Full time education/at school
- 6 Sick/disabled (up to 6 months)
- 7 Sick/disabled (6 months or longer)
- 8 Looking after the home or family
- 9 Caring for a sick, elderly or disabled person
- 10 Retired
- 11 Other

Cwhy

What was the main reason that [person's name] left home?

- 1 To live with other parent
- 2 To live with other relative(s)
- 3 To live with partner/boyfriend/girlfriend/spouse
- 4 To live with friends
- 5 To live on own/independently
- 6 To go to university/college/study
- 7 Due to difficult or problematic relationships in household

- 8 Other specific answer, not codeable to 1-7,
97 Other vague answer, not codeable to 1-8

Cwho

Can I check, who is [person's name] living with now?
INTERVIEWER CODE OR ASK

- 1 With other parent
- 2 With other relatives
- 3 With partner/wife/husband
- 4 With friends/students
- 5 On their own
- 6 Other

Csee

How often do you see or contact [person's name]?

- 1 Every day
- 2 At least once a week
- 3 At least once a month
- 4 Every 2-3 months
- 5 At least once a year
- 6 Less than once a year
- 7 Never

CPar

Does [person's name] have any natural children of their own?

- 1 Yes
- 2 No
- 3 No but they are pregnant/partner is pregnant

{If panel and if living elsewhere and if age greater than 15 at time of interview}

Empstat

SHOW CARD A1

Looking at this card, what is [name of person] currently doing?

- 1 Working 16 or more hours per week
- 2 Working fewer than 16 hours per week
- 3 Unemployed and seeking work
- 4 On a training scheme,
- 5 Full time education/at school
- 6 Sick/disabled (up to 6 months)
- 7 Sick/disabled (6 months or longer)
- 8 Looking after the home or family
- 9 Caring for a sick, elderly or disabled person
- 10 Retired
- 11 Other

Soft check

if Empstat= Sick/disabled (up to 6 months) or Sick/disabled (6 months or longer)

INTERVIEWER CHECK, EVEN THOUGH CURRENTLY SICK, DO THEY HAVE A **CONTRACT OF EMPLOYMENT?**

IF YES, YOU MUST CHANGE CODE TO 1 OR 2.

{If age 18 OR 19 AND Empstat=Fteduc (full time education)}

UniChk

Can I just check [is person's name/are you] studying full time for a degree or equivalent?

- 1 Yes

2 No

*{If age <= 16
If age =16 OR 17 AND Empstat=Fteduc
If age =18 OR 19 AND Empstat=Fteduc AND Unichk=No
If age = 16 OR 17 AND Empstat=Scheme}*

DepChd

COMPUTED VARIABLE :

Is the child a dependent child?

1 Yes
2 No

In cases panel, once interviewer has asked about people on grid, interviewer to see if there are any new members in the household. For cross-section, all respondents enter the questionnaire at this point.

{If panel / cross-section}

INTERVIEWER TO ASK: Is there any one else in the household? If YES: / Starting with yourself, what is your name?

HOUSEHOLD GRID

{Asked about each household member in turn}

Name

Name of person in household (for reference during interview only)

Sex

Gender of person in household

1 Male
2 Female

DOB

What is [name of person]'s date of birth?
IF DAY NOT KNOWN, ENTER 15TH

Relextr

Relationship to named respondent

1 Husband/Wife/Partner
2 Parent
3 In law - parent
4 Grandparent
5 Brother/sister (incl. Step/foster/adopted)
6 In law - son / daughter
7 Step parent
8 Foster parent
9 Other adult relative
10 Unrelated adult
11 Son / Daughter (incl. adopted)
12 Grandchild
13 Step child
14 Foster child
15 Unrelated child
16 Other related child (eg: niece/nephew)
96 Main Respondent

RelPar

Relationship to respondent's partner

- 1 Husband/Wife/Partner
- 2 Parent
- 3 In law - parent
- 4 Grandparent
- 5 Brother/sister (incl. Step/foster/adopted)
- 6 In law - son / daughter
- 7 Step parent
- 8 Foster parent
- 9 Other adult relative
- 10 Unrelated adult
- 11 Son / Daughter (incl. adopted)
- 12 Grandchild
- 13 Step child
- 14 Foster child
- 15 Unrelated Child
- 16 Other related child (eg: niece/nephew)
- 96 Main Respondent

DHR

What is ([x] name's) RELATIONSHIP to ([y] name)?

([x] name) is ([y] name's) ...

- 1 Husband/Wife/Partner
- 2 Parent
- 3 In law - parent
- 4 Grandparent
- 5 Brother/sister (incl. Step/foster/adopted)
- 6 In law - son / daughter
- 7 Step parent
- 8 Foster parent
- 9 Other adult relative
- 10 Unrelated adult
- 11 Son / Daughter (incl. adopted)
- 12 Grandchild
- 13 Step child
- 14 Foster child
- 15 Unrelated child
- 16 Other related child (eg: niece/nephew)
- 96 Main Respondent

{If age greater than 15 and living in household}

Empstat

SHOW CARD A1

Looking at this card, what is [name of person] currently doing?

- 1 Working 16 or more hours per week
- 2 Working fewer than 16 hours per week
- 3 Unemployed and seeking work
- 4 On a training scheme
- 5 Full time education/at school
- 6 Sick/disabled (up to 6 months)
- 7 Sick/disabled (6 months or longer)
- 8 Looking after the home or family
- 9 Caring for a sick, elderly or disabled person
- 10 Retired,

Soft check

if Empstat= Sick/disabled (up to 6 months) or Sick/disabled (6 months or longer)

INTERVIEWER CHECK, EVEN THOUGH CURRENTLY SICK, DO THEY HAVE A **CONTRACT OF EMPLOYMENT?**

IF YES, YOU MUST CHANGE CODE TO 1 OR 2.

if Empstat= Looking after home and family

INTERVIEWER CHECK, ARE THEY CURRENTLY ON MATERNITY LEAVE AND HAVE A CONTRACT OF EMPLOYMENT?

IF Yes, THEN CODE AS 1 OR 2

END GRID

Respond

INTERVIEWER TO CODE: PLEASE CODE THE RESPONDENT FROM THE PEOPLE IN THE HOUSEHOLD GRID.

[List of household members]

Hard check

If no dependent children in household

THERE SHOULD BE AT LEAST ONE DEPENDENT CHILD IN THIS HOUSEHOLD. PLEASE CHECK THE HOUSEHOLD GRID.

IF THERE ARE NO DEPENDENT CHILDREN IN THE HOUSEHOLD END THE INTERVIEW.

{If panel and if the respondent is different from the last interview}

Difresp

INTERVIEWER TO ASK/RECORD: A DIFFERENT PERSON IS BEING INTERVIEWED FROM LAST YEAR. WHY IS THIS SO?

- 1 *Main respondent from last year deceased*
- 2 *Main respondent from last year left the household (split from partner)*
- 3 *Other specific answer, not codeable to 1-2*
- 97 *Other vague answer, not codeable to 1-3*

Marital

Can I just check your current legal marital status. Are you...

ASK OR RECORD. CODE FIRST THAT APPLIES

IF COHABITING AND **NEVER PREVIOUSLY MARRIED** CODE 1

- 1 ...single, that is, never married (or never in a legally recognised Civil Partnership),
- 2 married and living with husband/wife (or in a legally recognised Civil Partnership and living with civil partner),
- 3 married and separated from husband/wife (or in a legally recognised Civil Partnership and separated from civil partner),
- 4 divorced (or civil partnership legally dissolved),
- 5 widowed?

HELP SCREEN

The aim is to obtain legal marital status, irrespective of any de facto arrangement. The only qualification to this aim is that you should not probe the answer 'separated'. Should a respondent query the term, explain that it covers any person whose spouse is living elsewhere because of estrangement (whether the separation is legal or not). Ignore temporary absences, eg. on oil rig.

A person whose spouse has been working away from home for over 6 months, eg. on a contract overseas or in the armed forces, should still be coded as married and living with husband/wife if the separation is not permanent.

Civil partners may only be of the same sex, and must have obtained legal recognition of their partnership; probe whether partnership was registered under the new provisions that came into force as from December 2005.

Code 5 'Widowed' also applies to those in Civil Partnerships whose partner has died

{If marital not 2 and respondent has a partner}

Cohab

Do you and your partner consider yourselves to be living together as if you are married?

- 1 Yes
- 2 No

{If respondent different or if non-panel}

Ethnic

SHOW CARD A2

To which of these ethnic groups do you consider you belong?

INTERVIEWER: THIS IS A QUESTION OF OPINION

- 1 British
- 2 Any other White background (please describe)
- 3 White and Black Caribbean
- 4 White and Black African
- 5 White and Asian
- 6 Any other mixed background (please describe)
- 7 Indian
- 8 Pakistani
- 9 Bangladeshi
- 10 Any other Asian background (please describe)
- 11 Caribbean
- 12 African
- 13 Any other Black background (please describe)
- 14 Chinese
- 15 Any other (please describe)
- 16 None of these
- 17 *Black British*

{If Ethnicity Other White or Other Mixed or Other Asian or Other Black or Any Other background (Ethnic =2 or 6 or 10 or 13 or 15)}

OthEth

Please can you describe your ethnic group?

Lang

(Can I check,) is English your first or main language?

- 1 Yes, English is first or main language
- 2 No, another language is first or main language
- 3 Respondent is bilingual in English with another language

{If a partner in household, and respondent's marital status is not 'married'}

MaritP

Can I just check your partner's current legal marital status. Is he/she ..

ASK OR RECORD. CODE FIRST THAT APPLIES

IF COHABITING AND **NEVER PREVIOUSLY MARRIED** CODE 1

- 1 ...single, that is never married (or never in a legally recognised Civil Partnership),
- 2 married and living with husband/wife (or in a legally recognised Civil Partnership),
- 3 married and separated from husband/wife (or in a legally recognised Civil Partnership and separated from civil partner)

- 4 divorced (or civil partnership legally dissolved)
- 5 widowed?

HELP SCREEN (see **Marital**)

TABLE

{If lone parent household or if partner in household and child is stepchild to either partner}

Septide

(Can I check) Is the [father/mother] of [name of child] still alive?

- 1 Yes
- 2 No
- 3 Don't know

{If person aged 0-16 and relationship to respondent is grandchild, foster child, unrelated child or other related child}

Legal

Can I just check, do you (or your partner) have legal parental responsibility for [name of child]?

INTERVIEWER: IF NOT SURE, CHECK WHETHER THEY RECEIVE CHILD BENEFIT FOR THIS CHILD. IF SO, CODE YES.

- 1 Yes
- 2 No

END TABLE

CHILD SELF COMPLETION

{If any children aged 11-15 in household}

CSCyet

INTERVIEWER: ARE YOU READY TO PREPARE SELF COMPLETION BOOKLET FOR CHILD(REN) AGED 11-15?

- 1 Yes
- 2 No

{If CSCyet=Yes}

TABLE FOR EACH CHILD AGED 11-15 IN HOUSEHOLD

CSCa

I have a booklet which I would like to ask [name of child] to complete by [himself/herself]. It covers things that [he/she] may do at school, home, and in [his/her] spare time. May I give it to [him/her] to fill in.

IF ASKED, SHOW BOOKLET AND LEAFLET TO PARENT

- 1 Agrees
- 2 Refused

{If agrees}

CSCP

INTERVIEWER: Prepare [name of child]'s booklet by entering the details below onto front cover

Name	Serial no	Check Ltr	Person No	Sex	Age
[name of child]	[serialno]	[Checklet]	[Person no]	[Sex]	[Age]

GIVE /LEAVE BOOKLET, LEAFLET AND PEN FOR [name of child].

2. Respondent's health

Intro

HEALTH SECTION

Hea1

I would now like to ask you about your health. Over the last 12 months would you say your health has been good, fairly good or not good?

- 1 good
- 2 fairly good
- 3 not good

Hea2

Do you have any longstanding illness, disability, or infirmity of any kind? By longstanding I mean anything that has troubled you over a period of time or that is likely to affect you over a period of time?

- 1 Yes
- 2 No

{If Hea2 = yes}

Hea3^

SHOW CARD B1

What kind of illness or disability do you have?

INTERVIEWER: THERE ARE 13 CODES.

- 1 Problem with arms, legs, hands, feet, back or neck (including arthritis or rheumatism)
- 2 Difficulty in seeing
- 3 Difficulty in hearing
- 4 Skin conditions, allergies
- 5 Chest, breathing problem, asthma, bronchitis
- 6 Heart, blood pressure or blood circulation problems
- 7 Stomach, liver, kidney or digestive problems
- 8 Diabetes,
- 9 Depression, bad nerves
- 10 Mental illness or suffer from phobia, panics or other nervous disorders
- 11 Learning difficulties (or mental handicap)
- 12 Epilepsy,
- 13 Other health problems or disabilities

{If Hea2=Yes}

Adiff^

SHOW CARD B2

[Does this/Do these] health problem[s] or disability[ies] mean that you have substantial difficulties with any of these areas of your life?

CODE ALL THAT APPLY

- 1 Mobility (moving about)
- 2 Lifting, carrying or moving objects
- 3 Manual dexterity (using your hands to carry out everyday tasks)
- 4 Continence (bladder control)
- 5 Communication (speech, hearing or eyesight)
- 6 Memory or ability to concentrate, learn or understand
- 7 Recognising when you are in physical danger
- 8 Your physical co-ordination (eg. Balance)
- 9 Other health problem or disability
- 10 None of these

{If Adiff=None}

DifTr

SHOW CARD B2

Can I just check, do you receive medication or treatment without which your health [problem/problems] or [disability/disabilities (when taken together)], would substantially affect your life in any of these areas?

- 1 Yes
- 2 No

{If has depression or mental illness (Hea3=9 or 10)}

Hea3a

Has a doctor ever told you that you were suffering from depression or severe anxiety?

INTERVIEWER: Includes postnatal depression:

- 1 Yes
- 2 No

{If Hea2 = yes}

Hea4

[Does this health problem/Do any of these health problems] limit your daily activities in any way compared to people of your age?

- 1 Yes
- 2 No

TABLE for each illness coded at Hea3

{If Hea2 = yes}

Hea5

INTERVIEWER: QUESTION ABOUT [Illness listed at **Hea3**]

How old were you when this health problem started?

Range = 0..120

Hard Check

If age of respondent less than Hea5

According to Date of Birth, they haven't reached this age yet. Please change!

END OF TABLE

{If Hea2 = yes}

Hea6

Do you expect [this/these] health [problem/problems] or [disability/disabilities] to last more than a year?

INTERVIEWER: CODE 3 ONLY APPLIES WHEN RESPONDENT HAS MORE THAN ONE HEALTH PROBLEM

- 1 Yes
- 2 No
- 3 Some expected to last, some not expected to last

{If Hea2 = yes}

Hea9b

[Does this problem/Do these problems] affect the **amount** of work that you can do?

- 1 Yes
- 2 No

{If Hea2 = yes}

Hea9

[Does this problem/Do these problems] affect the *kind* of work you can do or where you can do it?

- 1 Yes
- 2 No

{If Hea2=No OR (If Adiff=None AND DifTr=No AND Hea4=No)}

Hhist

Can I just check have you ever had a long-term illness, disability or infirmity that affected your activities? (By long-term I mean lasting for a year or more)

- 1 Yes
- 2 No

{If Hhist =Yes }

Hhstaf

Did this health problem or disability (Did these health problems or disabilities, when taken singly or together,) substantially limit your ability to carry out normal day-to-day activities? If you were receiving medication or treatment, please consider what the situation would have been without medication or treatment?

- 1 Yes
- 2 No

{Ask all}

Hea15

Do you smoke cigarettes at all nowadays?

- 1 Yes
- 2 No

{If Hea15 = yes}

Hea16

About how many cigarettes a day do you usually smoke?

Range = 1..997

Soft Check

If Hea16 if greater than or equal to 120

That's over 120 cigarettes a day: are you sure?

{If Hea15 = no}

Hea17

Have you ever smoked cigarettes regularly?

- 1 Yes
- 2 No

{If Hea17 = yes}

Hea18

How long ago did you last smoke cigarettes regularly?

PROBE TO CLASSIFY

- 1 Within last six months
- 2 Within last year
- 3 Within last 2 years
- 4 Within last 5 years
- 5 Longer ago

{If Female AND natural child aged under 5 AND IF Hea15 = Yes OR Hea17=Yes AND Hea18= Within last 5 years}

Hea19

Did you smoke at all during your last pregnancy?

INTERVIEWER: DURING TIME SHE KNEW SHE WAS PREGNANT

IF Yes PROBE: All of the time or just some of the time?

- 1 Yes all the time
- 2 Yes some of the time
- 3 No not at all

Drk1

SHOW CARD B3

Which of these best describes how often you usually drink alcohol nowadays?

INTERVIEWER: **INCLUDE** ALCOPOPS AND PRE MIXED DRINKS EG. BACARDI BREEZER.

EXCLUDE LOW ALCOHOL DRINKS AND CANS/BOTTLES OF SHANDY

- 1 Every day
- 2 5-6 times per week
- 3 3-4 times per week
- 4 1-2 times per week
- 5 1-2 times per month
- 6 Less than once a month
- 7 1-2 times a year
- 8 Never

{If Drk1a=Every day to 1-2 times per week}

Drk2

SHOW CARD B4

In an average week, how many units do you drink?

By a unit I mean ½ pint of beer, a glass of wine or a single measure of spirit or liqueur.

INTERVIEWER NOTE: A bottle of wine = 6 units/6 glasses, alcopop = 1 unit.

INTERVIEWER: ENTER NUMBER OF UNITS

Range = 1..997

Soft check

If Drk2 greater than or equal to 100

That seems rather high. Please check your coding.

{If Drk1a=1-2 times per month to 1-2 times per year}

Drk3

SHOW CARD B4

On the days when you do drink alcohol, on average how many units do you drink in a day?

By a unit I mean, ½ pint of beer, a glass of wine, or a single measure of spirit or liqueur.

INTERVIEWER NOTE: A bottle of wine = 6 units/6 glasses, alcopop = 1 unit.

INTERVIEWER ENTER NUMBER OF UNITS

Range = 1..97

Soft Check

If Drk3 greater than or equal to 50

That seems rather high. Please check your coding.

{Partner only}

pHea20

Is there anyone you care for because they have a longstanding illness, disability or infirmity of any kind?

- 1 Yes
- 2 No

3. Children's health, education and service use

3.1 Children's health

Intro

CHILD HEALTH, EDUCATION AND SERVICE USE

TABLE for each child in the household

Chea0

[Since your baby was born/over the last 12 months] would you say [name of child]'s health has been good, fairly good or not good?

- 1 Good
- 2 Fairly good
- 3 Not good

Chea1

Does [name of child] have any long-standing illness or disability? By longstanding I mean anything that has troubled [name of child] over a period of time or that is likely to affect [child's name] over a period of time?

- 1 Yes
- 2 No

{If Chea1 = yes}

Chea2^

SHOW CARD C1

What kind of illness or disability does [he/she] have?

INTERVIEWER: THERE ARE 14 CODES.

- 1 Problems with arms, legs, hands, feet, back or neck (including arthritis or rheumatism)
- 2 Difficulty in seeing
- 3 Difficulty in hearing
- 4 Skin conditions, allergies
- 5 Chest, breathing problem, asthma, bronchitis
- 6 Heart, blood pressure or blood circulation problems
- 7 Stomach, liver, kidney or digestive problems
- 8 Diabetes,
- 9 Depression, bad nerves
- 10 Mental illness or suffer from phobia, panics or other nervous disorders
- 11 Learning difficulties (or mental handicap)
- 12 Epilepsy,
- 13 Childhood congenital conditions
- 14 Other health problems or disabilities

{If Chea1=Yes}

Chdiff^

SHOW CARD C2

[Does this/Do these] health problem[s] or disability[ies] mean that [child's name] has substantial difficulties with any of these areas of [his/her] life?

CODE ALL THAT APPLY

- 1 Mobility (moving about)
- 2 Lifting, carrying or moving objects
- 3 Manual dexterity (using her/his hands to carry out everyday tasks)
- 4 Continence (bladder control)

- 5 Communication (speech, hearing or eyesight)
- 6 Memory or ability to concentrate, learn or understand
- 7 Recognising when he/she is in physical danger
- 8 Physical co-ordination (eg. Balance)
- 9 Other health problem or disability
- 10 None of these

{If Chdiff=None}

CDfTr

SHOW CARD C2

Can I just check, does [child's name] receive medication or treatment without which their health [problem/problems] or [disability/disabilities (when taken together)], would substantially affect their life in any of these areas?

- 1 Yes
- 2 No

{If Chea1=Yes}

Chea3

[Do/Does/Will this problem/any of these] problems affect [name of child] ability to attend school or college regularly?

- 1 Yes,
- 2 No,
- 3 Not at school
- 4 Above school age

{If any problem(s) at Chea2 except 'childhood congenital' problems}

Chea3a

How old was [name of child] when [this problem/these problems] started?

INTERVIEWER: WHERE MORE THAN ONE PROBLEM, ASK WHEN FIRST PROBLEM STARTED

Range = 0..18

Hard Check

If Chea3a greater than age recorded in the household grid.

CHILD'S AGE IS GREATER THAN THAT GIVEN IN HOUSEHOLD GRID SECTION

{If any problem(s) at Chea2 except 'childhood congenital' problems}

Chea4

[Do/Does/Will this problem/any of these] cause you to spend more time caring for [name of child] compared with a fully-fit child of similar age?

- 1 Yes
- 2 No

{If any problem(s) at Chea2 except 'childhood congenital' problems}

Chea5

Do you expect [this problem/any of these problems] to continue at least until [name of child] reaches 16?

- 1 Yes
- 2 No
- 3 Above school age

{If Chea5 = no}

Chea6

How long do you expect [this problem/these problems] to last?

INTERVIEWER: ENTER NUMBER OF YEARS FROM NOW

Range = 0..97

{If Chea4 = yes}

Chea7

Do you do all of the work of looking after [name of child] or does someone else help with it?

- 1 Respondent does all of the work
- 2 Someone else helps

{If Chea4 = yes}

Chea8

Does this extra work looking after [name of child] prevent you from doing a paid job, or as much paid work as you might if your child(ren) was/were fully fit?

- 1 Yes
- 2 No
- 3 Wouldn't work anyway

{If Chea8= yes}

Chea9

Can I check, does this extra work looking after [name of child] mean you are ... READ OUT ...

- 1 ... only able to work part-time
- 2 or, unable to work at all?

{If Chea1=No OR (If Chdiff=None AND CDfTr =No) AND child's age>0 }

Chhist

Can I just check has [child's name] ever had a long-term illness, disability, or infirmity that affected [his/her] activities? (By long-term, I mean lasting for a year or more)

- 1 Yes
- 2 No

{If Chhist =Yes}

Chstaf

Did this health problem or disability (Did these health problems or disabilities when taken singly or together,) substantially limit [child's name]'s ability to carry out normal day-to-day activities? If [he/she] was receiving medication or treatment, please consider what the situation would have been without medication or treatment?

- 1 Yes
- 2 No

{All children}

CheaAc

[Since your baby was born/ over the last 12 months/ that is since date 12 months ago], has [name of child] had to attend an Accident and Emergency department (casualty)?

INTERVIEWER: THIS INCLUDES ATTENDING A MINOR INJURIES CLINIC OR SIMILAR

- 1 Yes
- 2 No

{If CheaAC=Yes}

CheaAt

[And since your baby was born / In the last 12 months], how many separate times has [name of child] attended an Accident and Emergency department (casualty)?

INTERVIEWER: THIS INCLUDES ATTENDING A MINOR INJURIES CLINIC OR SIMILAR

Range = 1..97

3.2 School and Education

{If child age 4-15 or 16-19 and in FT educ.}

TypeEd

SHOW CARD C3

Now some questions about [name of child] school.

What type of school or college does [name of child] attend?

INTERVIEWER: IF HOME SCHOOLED/TUTORED PLEASE CODE 'OTHER'

- 1 Nursery school or nursery class
- 2 Primary/Junior/Infant/First school
- 3 Middle school
- 4 Secondary school
- 5 Special school(e.g. children with disabilities and special educational needs)
- 6 6th form/tertiary/further education college
- 7 University/any other higher education
- 8 City Technology College
- 9 Other (PLEASE SPECIFY)
- 10 Not attending school college [spontaneous code]
- 11 *Other specific answer, not codeable to 1-10*
- 97 *Other vague answer, not codeable to 1-11*

Soft Check

If TypeEd = Not attending school or college

Can I check that (*child's name*) is **permanently** not attending school/college?

INTERVIEWER: if temporarily absent, please code type of school child usually attends.

{If TypeEd = Other}

TypeO

INTERVIEWER: ENTER OTHER TYPE OF SCHOOL

{If TypeEd = Nursery School, Primary School, Middle School, Secondary School, CTC, Special School or Other}

TypeP

Is this a state or private school/nursery?

INTERVIEWER: IF HOME SCHOOLED/TUTORED PLEASE CODE 'OTHER'

- 1 State
- 2 Private
- 3 Other (SPONTANEOUS)
- 4 *Other specific answer, not codeable to 1-2*
- 97 *Other vague answer, not codeable to 1-4*

{If TypeP = Other}

TypePO

INTERVIEWER: ENTER OTHER TYPE OF SCHOOL

{If child is still at school}

Cheaw1

Has [name of child] been identified at school as having a Special Educational Need (SEN)?

- 1 Yes
- 2 No
- 3 Child not yet at school.

{If Cheaw1=Yes}

Cheaw1a^

SHOW CARD C4

For what reason has [name of child] been identified as having a Special Educational Need (SEN)?

INTERVIEWER: PROBE FULLY

- 1 Dyslexia
- 2 Dyscalculia
- 3 Dyspraxia
- 4 Learning Difficulties
- 5 Behavioural problems
- 6 Emotional problems
- 7 Mental health problems / depression
- 8 Social problems
- 9 ADHD / hyperactivity / lack of concentration
- 10 Autistic Spectrum Disorder
- 11 Aspergers Syndrome
- 12 Speech and/or language difficulties/problems
- 13 Physical disability
- 14 Visual impairment / blindness
- 15 Hearing impairment / deafness
- 16 Multi Sensory Impairment / Deafblind
- 17 Other answer (please specify)

{If Cheaw1a = other}

Cheaw1b

INTERVIEWER: ENTER OTHER REASON FOR SEN

{If child has a learning difficulty (Cheaw1a=4)}

LrnDf

Do you know if [name of child]'s learning difficult is...READ OUT...

- 1 mild
- 2 moderate
- 3 severe
- 4 or profound?
- 5 [SPONTANEOUS] None of these

{If child has SEN (Cheaw1 = yes)}

Cheaw2

Does [name of child] have a 'STATEMENT' of Special Educational Need?

- 1 Yes
- 2 No

{If child aged 5 - 13}

Cheaw3

Has [name of child] **ever** had to see a speech or language therapist for a consultation or treatment?

If YES, was that on one occasion or on more than one occasion?

NO IS CODE 3.

- 1 Yes, on just one occasion
- 2 Yes, more than once
- 3 No

Soft Check

If Cheaw3=Yes, more than once.

INTERVIEWER: YOU HAVE CODED 'Yes, more than once'. ARE YOU SURE?

{If child is still at school and age 5 or more and Typeed not equal to not attending school}

SchDly

I'd now like to ask a few questions about [name of child]'s journey to and from school/college.
Does [name of child] make a daily journey to and from school?

- 1 Makes daily journey
- 2 No daily journey (e.g. educated at home/boarding school)

{If SchDly = Makes Daily Journey}

SchDist

Approximately how far away from your home is [name of child]'s school?
INTERVIEWER: Read out if necessary.

- 1 less than half a mile
- 2 over half a mile but less than a mile
- 3 over a mile but less than 2 miles
- 4 over 2 miles but less than 3 miles
- 5 3 miles or more

TravSc

And how does [name of child] usually travel to school?

INTERVIEWER: CODE ONE ONLY, FOR THE LONGEST PART, BY DISTANCE, OF THE CHILD'S USUAL JOURNEY TO SCHOOL.

If different methods used on different days of the week, code method used on the majority of days in the week.

- 1 Underground, metro, light rail, tram
- 2 Train
- 3 Public bus, minibus or coach
- 4 School or local authority bus, minibus or coach
- 5 Motorcycle, scooter or moped
- 6 Car or van
- 7 Taxi/minicab
- 8 Bicycle
- 9 On foot
- 10 Other (PLEASE SPECIFY)
- 11 *Other specific answer, not codeable to 1-9*
- 97 *Other vague answer, not codeable to 1-11*

{If TravSc = Other}

XTravSc

Please specify other answer.

{If Travsc = Public bus or School bus}

Travcst

Can I check, is [name of child] entitled to free public transport or free school transport?

- 1 Yes
- 2 No

{If aged 5-16 AND (TravSc = Tube to School bus OR Taxi to Other)}

AccAd

When [name of child] travels to or from school is [he/she] ...READ OUT...

INTERVIEWER NOTE: BUS DRIVERS DO NOT COUNT AS AN ACCOMPANYING ADULT.

- 1 ...usually accompanied by an adult,
- 2 not usually accompanied by an adult,
- 3 or sometimes accompanied and sometimes not?
- 4 (part of way accompanied, part of way not - SPONTANEOUS CODE)

{If AccAd = usually accompanied by an adult or TravSc = Car }

NotAln^

SHOW CARD C5

What are the reasons why [name of child] does not usually travel to and from school on [his/her] own?

CODE ALL THAT APPLY.

IF TOO YOUNG, PROBE: Why do you think [he/she] is too young?

- 1 Traffic danger
- 2 Child might get lost/doesn't know the way
- 3 Child might not arrive (on time)
- 4 Fear of assault/molestation by an adult
- 5 Fear of bullying by other children
- 6 School too far away
- 7 Other reason
- 8 *Safety reasons*
- 9 *Adult going anyway (e.g. with other children/works there)*
- 10 *Child prefers not to go alone*
- 11 *Parent prefers to take child*
- 12 *Child needs assistance (disability, special needs, illness)*
- 13 *Child too young (no further reason given)*
- 14 *Other specific answer, not codeable to 1-12*
- 97 *Other vague answer, not codeable to 1-13*

{If NotAln= other}

NotOAln

INTERVIEWER: PLEASE ENTER OTHER REASON

TravBk

You said that [name of child] [uses a type of transported listed at **travsc**] to school, does [he/she] travel back from school in the same way?

- 1 Yes
- 2 No

{If TravBk = No}

TravBk1

How does [name of child] travel back from school?

- 1 Underground, metro, light rail, tram
- 2 Train
- 3 Public bus, minibus or coach
- 4 School or local authority bus, minibus or coach
- 5 Motorcycle, scooter or moped
- 6 Car or van
- 7 Taxi/minicab
- 8 Bicycle
- 9 On foot
- 10 Other (PLEASE SPECIFY)
- 11 *Other specific answer, not codeable to 1-9*
- 97 *Other vague answer, not codeable to 1-11*

{If TravBk1 = Other}

XTravB

Please specify other answer.

{If age 5-16}

Active

SHOW CARD C6

In the last week, did [name of child] do any active things, including activities in school, such as those on this card?

- 1 Yes
- 2 No

{If Active = yes}

ActTime

SHOW CARD C7

Now looking at this card, **in the last week**, how much **time** did [name of child] spend doing active things, such as those listed on the previous card (Show Card C5)?

- 1 1 minute, less than 15 minutes
- 2 15 minutes, less than 30 minutes
- 3 30 minutes, less than 1 hour
- 4 1 hour, less than 2 hours
- 5 2 hours, less than 3 hours
- 6 3 hours or more
- 7 (No time - spontaneous code)

EdIntro

I'd now like to ask a few questions about [name of child] and how [he/she] has been getting on at school.

{If child aged 16-18 and still in household}

Anyq^

SHOW CARD C8

Has [name of child] obtained any of the school qualifications shown on this card?

IF YES PROBE: Which ones?

- 1 GCSEs, any grades A*-G
- 2 Scottish National qualifications, up to and including Intermediate 2 level
- 3 GVNQ
- 4 None of these
- 5 (Don't know - spontaneous code)

{If Anyq=GCSEs}

ChEd

How many GCSEs grades A*-G did [name of child] obtain?

Range = 1..15

ChEd1

How many, if any, of these GCSEs were at grades A*- C?

Range = 0..15

Hard Check

If ChEd1 greater than or equal to ChEd

Cannot have more A-C grades in question ChEd1 than A-G grades specified in ChEd.

{If Anyq=SCEs}

ChSEd

How many Scottish National qualifications did [name of child] obtain up to Intermediate 2 level?

Range = 1..15

ChSEd1

How many, if any, of these Scottish National qualifications (SNQs) were at Intermediate grade 2?

Range = 0..15

Hard Check

If ChSEd1 greater than or equal to ChSEd

Cannot have more SNQs at Intermediate grade 2 in question ChSEd1 than SNQs specified in ChSEd.

{If child aged 5-15}

EdMath

SHOW CARD C9

Based on your knowledge of [his/her] school work, including [his/her] school reports and any test scores, how well did [name of child] do in the last school year for ...

... maths?:

- 1 Well above average
- 2 Slightly above average
- 3 Average
- 4 Slightly below average
- 5 Well below average
- 6 Doesn't do maths - SPONTANEOUS CODE

EdEng

SHOW CARD C9

... written work such as English?

- 1 Well above average
- 2 Slightly above average
- 3 Average
- 4 Slightly below average
- 5 Well below average
- 6 Doesn't do English - SPONTANEOUS CODE

EdSci

SHOW CARD C9

... science?

- 1 Well above average
- 2 Slightly above average
- 3 Average
- 4 Slightly below average
- 5 Well below average
- 6 Doesn't do science - SPONTANEOUS CODE

{If child aged 11-16}

Hwfreq1

This next section is about homework that schools may give children to do.

SHOW CARD C10

In the last 12 months how often, if at all, has [name of child] been given homework to do by [his/her] school?

INTERVIEWER: REFERS TO TERM TIMES, NOT HOLIDAYS.

- 1 Every day
- 2 Most days
- 3 Two or three days a week
- 4 At least once a week
- 5 At least once a month
- 6 At least once a term
- 7 Varies too much to say
- 8 Never

{If Hwfreq1 not equal to never, DK, RF}

Hwhelp

In the last 12 months, have [you/you or your partner] ever helped [name of child] with [his/her] homework?

- 1 Yes
- 2 No

HwAmt

SHOW CARD C11

In the last 12 months, how much time each week would you say [you/you and your partner] spent talking to [name of child] about [his/her] school work, helping with homework, looking over [his/her] school work, and so on?

- 1 Less than half an hour
- 2 Half an hr - but less than 1 hr
- 3 1 hr but less than 2.5 hrs
- 4 2.5 hrs but less than 5 hrs
- 6 5 hours or more

Hwdid

SHOW CARD C12

About how much of [his/her] homework do you think [name of child] completes?

- 1 All of it, or almost all
- 2 Most of it
- 3 About half of it
- 4 Some, but less than half
- 5 Not much
- 6 None

{If Hwfreq1 not equal to never}

HwQt

In this house does [name of child] have a quiet place to do [his/her] homework?

INTERVIEWER: IF 'SOMETIMES' PROBE TO PRECODES E.G. YES = HAS A QUIET PLACE ON MORE DAYS OF THE WEEK THAN DOES NOT

- 1 Yes
- 2 No

3.3 Problems and use of local services

{Child is still at school and is 5 or older (If cheaw1 <>3 and age =>5)}

Susp

In the last 12 months, that is since [date 1 year ago], has [name of child] had a fixed-term exclusion from school, that is 'suspended', even for a day?

- 1 Yes
- 2 No

Expel

In the last 12 months, has [name of child] been permanently excluded from school, that is 'expelled'?

- 1 Yes
- 2 No

CscAtt^

SHOW CARD C13

In the last 12 months, that is since [date 1 year ago], has [name of child] been away from school for at least half a day or more for any of these reasons? If yes: Which ones?

INTERVIEWER PROBE: What others?

- 0 None of these
- 1 Own (child's) illness
- 2 Illness or death in the family
- 3 Health or dental appointment
- 4 Looking after member(s) of the family
- 5 Visiting family or friends for other reasons
- 6 Religious reasons or festivals
- 7 Truancy
- 8 Going on holiday (in term time)
- 9 Shopping
- 10 Other reason (please specify)
- 11 Not attending school - SPONTANEOUS CODE
- 12 *Bullying*
- 13 *Suspension/Expulsion/Behaviour at school*
- 14 *Transport problems*
- 15 *Sport/music/art activity*
- 16 *Moving house*
- 13 *Other specific answer, not codeable to 1-16*
- 97 *Other vague answer, not codeable to 1-17*

{If CscAtt = other}

CscAttO

INTERVIEWER: PLEASE ENTER OTHER REASON FOR NOT ATTENDING SCHOOL:

{If child is still at school and is 5 or older}

Bull

As far as you are aware in the last 12 months has [name of child] been bullied, either in or out of school?

- 1 Yes
- 2 No

{If Bull = Yes}

Bull2

Did the bullying take place ... READ OUT...

- 1. ... in school,
- 2. ...out of school,
- 3. or both in and out of school?

SchBeh

In the last 12 months, has the school had to contact [you/you or your partner] about [name of child]'s because of concerns about [his/her] behaviour at school?

- 1 Yes
- 1 No

{If child age 8-18}

Troub

In the last 12 months, that is since [date 1 year ago], has the school (or anyone else) had to contact [you/you or your partner] about [name of child] because [he/she] hasn't been attending school / college when [he/she] should have been?

- 1 Yes
- 2 No

{If child age 8-18}

DrkDrg^

SHOW CARD C14

As far as you are aware, in the last 12 months, do you think that [name of child] has had a problem with any of these?

INTERVIEWER: CODE ALL THAT APPLY

- 1 smoking
- 2 drinking alcohol
- 3 taking drugs
- 4 (none of these – spontaneous code)

{If child age 8-18}

Police1

Have the police [ever/in the last 12 months] had to contact [you/you or your partner] about [name of child], because they thought [he/she] had done something wrong?

- 1 Yes
- 2 No

{If Police1=Yes}

Police2

In the last 12 months, how many times have the police had to contact [you/you or your partner] about [name of child] because they have thought [he/she] had done something wrong?

Range = 0..997

{If Police2 > 0}

Police3

And in the last 12 months, did [this contact/any of these contacts] with the police lead to a formal warning, fine or conviction?

INTERVIEWER NOTE: 'FORMAL WARNING' INCLUDES A REPRIMAND OR 'FINAL WARNING' FROM POLICE.

- 1 Yes
- 2 No

CHdprob

COMPUTED VARIABLE - if any of the following problems recorded:

- Cheaw2 = Yes (*Child has a Special Educational Need (SEN)*) (a)
- Susp = Yes (*Child has been temporarily excluded from school (suspended)*) (b)
- Expel = Yes (*Child has been permanently excluded from school (expelled)*) (c)
- Bull=Yes (*Child has been bullied*) (d)

- SchBeh=Yes (*the school contacted you because of Child's behaviour at school*) (e)
- Troub=Yes (*the school contacted you because Child has not been attending school when (he/she) should have been*) (f)
- Edmath=wellbe or EdEng = wellbe or EdSci = wellbe (*Child has performed well below average in some subjects at school*) (g)

- 1 Yes
- 2 No

PROBLEMS DIVIDED INTO 2 GROUPS:

- 1) Problems at school (a, b, c, e, f, g)
- 2) Problems with bullying (d)

TABLE FOR EACH GROUP OF PROBLEMS

{If Chdprob = Yes}

UseP2^

SHOW CARD C15

You have told us that [name of child] [has had problems at school/has been bullied]. [In the past 12 months/Since your baby was born] have [you/you or your partner] spoken to any of the people on this card about this?

IF YES: Which ones?

INTERVIEWER PROBE: Which others?

Problems: (listing of individual problems mentioned)

- 1 Teacher from your child's school
- 2 Health professional e.g. GP, nurse
- 3 Social worker
- 4 Police officer
- 5 Education welfare officer
- 6 School counsellor
- 7 Other counsellor or support worker
- 8 Youth worker
- 9 Psychologist
- 10 Family or friends
- 11 Other person (PLEASE SPECIFY)
- 12 None of these
- 13 *Other specific answer, not codeable to 1-12*
- 97 *Other vague answer, not codeable to 1-13*

{If UseP2 = Other}

UsePO2

INTERVIEWER: ENTER THE OTHER PERSON SPOKEN TO

TABLE FOR EACH PROFESSIONAL SPOKEN TO

{If UseP2 <>teacher or family and friends}

RefP

Did a member of staff at your child's school refer you to the [person listed at UseP2]?

- 1 Yes
- 2 No

{If UseP2 <> family and friends}

SatP2

SHOW CARD C16

Overall, how satisfied were you with your contact with the [person listed at **UseP2**] about [type of problem defined above]?

- 1 Very satisfied
- 2 Quite satisfied

- 3 Neither satisfied nor dissatisfied
- 4 Quite dissatisfied
- 5 Very dissatisfied

END TABLE (Professional)
END TABLE (Group of problems)

{if any children aged 5-15 in hhd}

UseCF^

SHOW CARD C17

Now I would like to ask you about some services for parents, and children aged 5-15. In the last 12 months, that is since [date 1 year ago] have you or your child/any of your children used any of the services on this card? IF YES: Which ones? INTERVIEWER PROBE: Which others?

INTERVIEWER: PLEASE DON'T INCLUDE SERVICES THAT CHILD RECEIVES DURING NORMAL SCHOOL HOURS

CODE ALL THAT APPLY

- 1 After school and breakfast clubs for children
- 2 Child play/leisure services e.g. day trips away, arts & crafts, music, dance, drama programmes
- 3 Child education support e.g. after-school support for maths, reading, languages, etc
- 4 Child health education e.g. after-school programmes focusing on nutrition, sexual health, drug awareness, etc
- 5 Child and family counselling e.g. one-to-one counselling services and family group conferences
- 6 Child mentoring/role model programmes e.g. befriending, 'buddying', peer mediation
- 7 Home-school liaison e.g. support for child and/or family about school attendance, homework etc
- 8 Parenting skills support and/or education
- 9 Telephone help lines for parents
- 10 Home visiting one-to-one services e.g. Homestart
- 11 Marriage/relationship support and mediation
- 12 Family learning activities e.g. activities involving parents and children learning together
- 13 Family centres e.g. drop-in services available to parents and children
- 14 (None of these- spontaneous code)

TABLE FOR EACH SERVICE MENTIONED

Textfills:

- [1]=after school/breakfast club
- [2]=child play/leisure service
- [3]=child education support service
- [4]=child health education service
- [5]=child and family counselling service
- [6]=child mentoring service
- [7]=home-school liaison service
- [8]=parenting skills support service
- [9]= telephone help lines for parents
- [10]= home visiting one-to-one services
- [11]= marriage/relationship support and mediation
- [12]= family learning activities
- [13]= family centres

HearCF^

How did you hear about the [service mentioned at UseCF]?

CODE ALL THAT APPLY:

- 1 School
- 2 Doctor
- 3 Family or friend
- 4 Social services

- 5 Police
- 6 Other

SatCF

SHOW CARD C16 AGAIN

How satisfied were you with the [service mentioned at UseCF]?

- 1 Very satisfied
- 2 Quite satisfied
- 3 Neither satisfied nor dissatisfied
- 4 Quite dissatisfied
- 5 Very dissatisfied

{If UseCF = 1 to 8}

SchCF

Is the [service mentioned at UseCF] based at your child's/children's school?

- 1 Yes
- 2 No

RunCF^

Are [you/you or your partner] or (your child/any of your children) involved in any way with the running of the [service mentioned at UseCF]?

CODE ALL THAT APPLY

- 1 Yes - respondent
- 2 Yes - partner
- 3 Yes - Child(ren)
- 4 No - none involved

Hard Check

{If a lone parent household and RunCF=Yes -Partner}

THERE IS NO PARTNER IN THE HOUSEHOLD. PLEASE CHANGE.

END TABLE

3.4 Parental aspirations for children

TABLE FOR EACH CHILD OF APPROPRIATE AGE

{If child aged 14-16}

Parasp1

SHOW CARD C18

Looking at this card, when [name of child] reaches 16 and can leave school, what **would you like** [him/her] to do?

- 1 Continue in full time education
- 2 Go on a training course or start an apprenticeship
- 3 Get a full-time paid job (either as an employee or self-employed)
- 4 Work, unpaid, in the family business full-time
- 5 Work, unpaid, as a volunteer full-time
- 6 Start a family
- 7 Something else (PLEASE SPECIFY)
- 8 Don't Know - SPONTANEOUS CODE
- 9 None of these things – SPONTANEOUS CODE
- 10 Armed forces
- 11 Other specific answer, not codeable to 1-10
- 97 Other vague answer, not codeable to 1-11

{If Parasp1 = Something else}

Pxarasp1

INTERVIEWER: ENTER DETAILS OF OTHER ACTIVITY. ONLY ONE ACTIVITY SHOULD BE RECORDED. IF RESPONDENT MENTIONS MORE THAN ONE, PLEASE PROBE FOR MAIN.

{If child aged 13-16}

Parasp2^

SHOW CARD C19

And looking at this card, what **would you like** [name of child] to have done or be doing by the time [he/she] reaches [his/her] mid 20s?

INTERVIEWER PROBE: What else?

- 1 Gone to University
- 2 Gone to College
- 3 Had a full-time paid job (either as an employee or self-employed)
- 4 Worked unpaid in the family business full-time
- 5 Worked unpaid as a volunteer full-time
- 6 Started a family
- 7 Left home
- 8 Been travelling
- 9 Other (PLEASE SPECIFY)
- 10 None of these– SPONTANEOUS CODE
- 11 *Part time job*
- 12 *Volunteering part time'*
- 13 *Armed forces*
- 14 *Other specific answer, not codeable to 1-13*
- 97 *Other vague answer, not codeable to 1-14*

{If Parasp2 = other}

Pxarasp2

INTERVIEWER: ENTER DETAILS OF OTHER ACTIVITY. ONLY ONE ACTIVITY SHOULD BE RECORDED. IF RESPONDENT MENTIONS MORE THAN ONE, PLEASE PROBE FOR MAIN.

{If child aged 13-16}

Parasp3

Have you talked to [name of child] at all about the type of job that [he/she] **would like** to be doing when [he/she] is in [his/her] mid-twenties?

- 1 Yes
- 2 No

{If parasp3 = YES}

Parasp4

SHOW CARD C20

What type of job would [name of child] like to be doing by the time [he/she] reaches [his/her] mid-twenties? Please select your answer from this card?

- 0 Has no specific job in mind
- 1 Armed forces
- 2 Manager or senior official in someone else's business
- 3 Running their own business
- 4 Professional or technical
- 5 Administrative, clerical or secretarial
- 6 Skilled trade
- 7 Caring, leisure, travel or personal service
- 8 Sales or customer service
- 9 Plant, process or machine drivers or operators
- 10 Other jobs
- 11 Something else (PLEASE SPECIFY)
- 12 None of these things – SPONTANEOUS CODE

- 13 Acting/singing/performance arts
- 14 Other specific answer, not codeable to 1-13
- 97 Other vague answer, not codeable to 1-14

{If Parasp4 = Something else}

Pxarasp4

INTERVIEWER: ENTER DETAILS OF OTHER JOB. ONLY ONE JOB SHOULD BE RECORDED. IF RESPONDENT MENTIONS MORE THAN ONE, PLEASE PROBE FOR MAIN

END TABLE (aspirations)

TABLE for each child aged 1-5 (Use of local services)

{If child aged 1 to 15}

UseSr^

SHOW CARD C21

In the last 4 weeks, that is since [date 4 weeks from interview], has [name of child] used any of the following services in your local area?

- 1 Library (including toy library)
- 2 Swimming pool/leisure centre
- 3 Park/playground
- 4 None of these

TABLE for each service mentioned at usesr

{If UseSr = Library, Swimming Pool or Park}

FreqS

In the last four weeks, how many times has [name of child] [used name of service mentioned at usesr]?

- 1 Every day
- 2 More than once a week
- 3 Once a week
- 4 Once a fortnight
- 5 Once in four weeks

END TABLE (each service)

END TABLE (each child)

4. Child maintenance

{If only one natural parent in the household and the other parent is still alive (If Sepdie=1)}

Intro {R70q}

I'd now like to ask you about any maintenance payments you might receive for your children

READ EXPLANATION:

Maintenance payments are sometimes made by one parent to the other, if they do not live together, to help support any children. This could be through Court Orders, voluntary agreements, or through the Child Support Agency.

Some parents may help out in other ways, such as through occasional gifts, payment of or towards mortgage, rent or household bills.

CM1 {R71q}

May I first ask:

Is there any **Court Order** in force (not a CSA calculation) that says that [you/you or your partner] should receive regular maintenance payments from a previous partner either on behalf of yourself, or any children?

- 1 Yes
- 2 No

{If CM1 = yes}

CM2 {R72q}

Who is it that should be receiving these Maintenance Payments?

- 1 Respondent
- 2 Partner
- 2 Child,
- 3 Both

CM3 {R73Q}

Do you have a **voluntary agreement** which says that [you/you or your partner] should receive regular voluntary payments from a previous partner either on behalf of yourself, or any children?

- 1 Yes
- 2 No

{If CM3 = yes}

CM4^ {R74q}

Who is it that should be receiving these voluntary payments?

CODE ALL THAT APPLY

- 1 Respondent
- 2 Partner
- 3 Child

{If CM1 = yes or if CM3 = yes}

CM5 {R75qa}

May I just check, how much [are/is] [you/your partner] supposed to receive regularly from a previous partner(s)? This includes payment of or towards mortgage, rent or household bills, but does **not** include maintenance paid under an calculation from the CSA.

INTERVIEWER: THIS IS THE TOTAL AMOUNT FROM COURT ORDERS AND/OR VOLUNTARY AGREEMENTS.

(AND WHERE APPLICABLE FROM 1+ PREVIOUS PARTNERS AND FOR 1+ CHILDREN)

ENTER POUNDS AND PENCE.

Range = 1..9997.00

{If CM5 = 1 to 9997}

CM6 {R75qb}

How long does that cover?

- 1 One week
- 2 Two weeks
- 3 Three weeks
- 4 Four weeks
- 5 Calendar month
- 7 Two Calendar months
- 8 Eight times a year
- 9 Nine times a year
- 10 Ten times a year
- 13 Three months/13 weeks
- 26 Six months/26 weeks
- 52 One Year/12 months/52 weeks
- 90 Less than one week
- 95 One off/lump sum
- 97 None of these (EXPLAIN IN A NOTE)

{If CM1 = yes or if CM3 = yes}

CM7 {R76q}

Thinking about the amount [you/your partner] [are/is] supposed to receive, [do/does] [you/your partner] usually receive ...READ OUT...?

- 1 ...all of it
- 2 some of it
- 3 none of it
- 4 [spontaneous code] Paid by DWP/CSA

{If CM7=2}

CMActA

How much do you actually receive?

- 1 AMOUNT IN MONEY
- 2 AMOUNT AS PROPORTION (e.g. half of it)
- 3 Vary Varies too much to say

{If CMActA=1}

CMActB

ENTER AMOUNT RECEIVED: POUNDS AND PENCE

Range =1.00..9997.00

{If CMActA=2}

CMActC

ENTER PROPORTION RECEIVED:

(E.G. IF HALF OF IT ENTER 50, IF QUARTER OF IT ENTER 25)

Range = 10..97

{If CM7 = YesAll, YesSome or CSA}

CM8 {R77q}

How reliable are these maintenance payments? Are they ...READ OUT...

- 1 ...always on time,
- 2 usually on time,
- 3 more often on time than late,
- 4 more often late than on time,
- 3 rarely on time,

6 or always late?

{If do not receive any maintenance (If CM7=3)}

CMRec1

SHOW CARD D1

Looking at this card, can you tell me which of these are reasons why do you do not receive any of these payments?

- 1 Waiting for courts to progress or enforce a maintenance payment
- 2 Other parent is not in work
- 3 Other parent cannot afford to pay
- 4 Other parent has refused to pay
- 5 Don't know where other parent is living
- 6 Other reason

{If CMRec1=other reason}

CMRecO

What other reason you do not receive these payments? : OPEN

{If receive some maintenance or do not receive any maintenance (CM7 = 2 or 3)}

CM9 {R78q}

Are these payments in arrears now?

- 1 Yes
- 2 No

{If CM9 = yes}

CM10 {R79q}

Can I just check, [have/has] [you/your partner] ever received any of this maintenance due to you or any children?

- 1 Yes - respondent
- 2 Yes - partner
- 3 Yes - children
- 4 Yes - both child and parent
- 5 No

{If CM10 not equal to No}

CM11 {R80qa}

How many weeks or months [are/is] [you/your partner] owed in overdue maintenance payments?
INTERVIEWER: FIRST CODE IF YOUR ANSWER IS IN WEEKS, MONTHS, OR AN AMOUNT OF MONEY...

- 1 ANSWER IN WEEKS
- 2 ANSWER IN MONTHS
- 3 AMOUNT OF MONEY

{If CM11 = weeks}

CM12 {R80qb}

ENTER NUMBER OF WEEKS.

Range = 1..97

{If CM11 = months}

CM13 {R80qc}

ENTER NUMBER OF MONTHS.

Range = 1..97

{If CM11 = money}

CM14 {R80qd}

ENTER AMOUNT OWED: POUNDS AND PENCE.

Range = 1..9997.00

CM14a

Have you ever contacted, or been contacted by, the Child Support Agency (CSA)?

- 1 Yes
- 2 No

{If CM14a=Yes}

CM14y

When did you first have contact with the CSA?

ENTER YEAR AT THIS QUESTION

Range = 1900..2050

CM14m

(When did you first have contact with the CSA?)

ENTER MONTH AT THIS QUESTION: TMonths

{If Cm14a=Yes}

CM15 {R90q}

Has the Child Support Agency, or CSA, made a calculation, instructing a previous partner to pay maintenance to [you/your partner] or any children?

- 1 Yes
- 2 No

{If CM15 = yes}

CM16 {R91q}

Are these payments supposed to be made to [you/your partner], or are they collected directly by the Department for Work and Pensions (DWP)?

- 1 to respondent
- 2 to partner
- 3 collected by DWP

{If CM15=Yes}

CM17

How much [are/is] [you/your partner] supposed to receive?

ENTER AMOUNT: IN POUNDS AND PENCE.

Range = 1..9997

{If CM17 IN 1..9997}

CM18 {R92qb}

How long does that cover?

- 1 One week
- 2 Two weeks
- 3 Three weeks
- 4 Four weeks
- 5 Calendar month
- 7 Two Calendar months
- 8 Eight times a year
- 9 Nine times a year
- 10 Ten times a year

- 13 Three months/13 weeks
- 26 Six months/26 weeks
- 52 One Year/12 months/52 weeks
- 90 Less than one week
- 95 One off/lump sum
- 97 None of these (EXPLAIN IN A NOTE)

{If CM16 = to respondent or to partner}

CM19 {R93q}

Thinking about the maintenance calculated by the CSA to be paid to [you/your partner], [do/does] [you/your partner] usually receive ...READ OUT....?

- 1 ...all of it,
- 2 some of it,
- 3 or none of it?
- 4 Paid by DWP/CSA - (spontaneous code)

{IF CM19=2}

CMActD

How much do you actually receive?

- 1 AMOUNT IN MONEY
- 2 AMOUNT AS PROPORTION (e.g. half of it)
- 3 Vary Varies too much to say

{If CMActA=1}

CMActE

ENTER AMOUNT RECEIVED: POUNDS AND PENCE

Range =1.00..9997.00

{If CMActA=2}

CMActF

ENTER PROPORTION RECEIVED:

(E.G. IF HALF OF IT ENTER 50, IF QUARTER OF IT ENTER 25)

Range = 10..97

{IF CM19=None of it}

CMRec2^

SHOW CARD D2

Looking at this card, can you tell me which of these are reasons why do you do not receive any of these payments?

- 1 Waiting CSA to enforce a maintenance payment
- 2 Other parent is not in work
- 3 Other parent cannot afford to pay
- 4 Other parent has refused to pay
- 5 Don't know where other parent is living
- 6 Other reason

{if CMRec2=other}

CMReO2

What is the other reason you do not receive these payments? :OPEN

{If CM16= collected by the DWP}

CM19a

Thinking about the maintenance calculated by the CSA to be paid to the Department for Work and pensions (DWP), does the DWP usually receive ...READ OUT...

- 1 ...all of it,
- 2 some of it,
- 3 or none of it?

{If receive some or all maintenance via CSA or some or all of maintenance paid to DWP (CM19=1 or 2 Or CM19a=1 or 2)}

CMCSA

SHOW CARD D3

If your maintenance payments were to change to being paid directly from the other parent how confident are you that you would receive the payments. Please chose an answer from this card.

- 1 Receive all the money that you are due on time
- 2 Receive some of the money that you are due on time
- 3 Receive some of the money that you are due but at irregular intervals
- 4 Payments might stop and none of the money would be received
- 5 SPONTANEOUS – Other

{IF CMSCSA=Other}

CMSCSO

ENTER OTHER ANSWER:OPEN

{If CM19 = All of it, Some of it or Paid by DWP/CSA}

CM20

How reliable are the maintenance payments calculated by the CSA to be paid to [you/your partner]?
Are the payments .. READ OUT...

- 1 ...always on time,
- 2 usually on time,
- 3 more often on time than late,
- 4 more often late than on time,
- 5 rarely on time,
- 6 or always late?

{If CM19 = Some of it or None of it}

CM21 {R95q}

Are these payments in arrears now?

- 1 Yes
- 2 No

{If CM21 = yes}

CM22 {R96q}

Can I just check, [have/has] [you/your partner] ever received these payments?

- 1 Yes
- 2 No

{If CM22 = yes}

CM23 {R97qa}

How many weeks or months [are/is] [you/your partner] owed in overdue CSA maintenance payments?
INTERVIEWER: FIRST CODE IF YOUR ANSWER IS IN WEEKS, MONTHS OR AN AMOUNT OF MONEY ...

- 1 ANSWER IN WEEKS
- 2 ANSWER IN MONTHS
- 3 AMOUNT OF MONEY

{If CM23 = weeks}

CM24 {R97qb}

ENTER NUMBER OF WEEKS.

Range = 1..97

{If CM23 = months}

CM25 {R97qc}

ENTER NUMBER OF MONTHS.

Range = 1..97

{If CM23=money}

CM25a

ENTER AMOUNT OWED: POUNDS AND PENCE

Range = 1..9997.00

CTMot

COMPUTED VARIABLE: Total maintenance per week

Range = 0..9997

CMchk

From the information you have given me this means you are supposed to receive about [CTMot: total maintenance received] per week.

Is that correct?

INTERVIEWER: This is to check that the calculation is right.

1 Yes

2 No

{If CMchk = no}

CmCorr

INTERVIEWER: ENTER CORRECT TOTAL MAINTENANCE PER WEEK

Range = 1..997

Remaint

COMPUTED VARIABLE: ANY MAINTENANCE RECEIVED ie: if CM7=1 or 2 OR CM19=1,2 or 4

1 Yes

2 No

{If Remaint=Yes}

CM26 {R120q}

When [you/or your partner] receive(s) maintenance, is it in with your general budget or do you use it for something specific, like children's clothes, savings or childcare?

1 Part of general budget

2 Something specific

{If CM26=Something specific}

CM27^ {R121qa}

What do you use the maintenance for?

CODE ALL THAT APPLY.

1 Paying for childcare

2 Put it into savings (own or child's)

3 Paying off debts

4 Paying towards bills

5 Paying towards travel costs

6 Paying towards housing

7 Buying food/meals for your children

- 8 Buying clothes/shoes for your children
- 9 Paying for trips/holidays
- 10 Other (SPECIFY AT NEXT QUESTION)
- 11 *Other specific answer, not codeable to 1-10*
- 97 *Other vague answer, not codeable to 1-11*

{If CM27 = other}

CM27a {R121qb}

ENTER OTHER ANSWER

{If No court order and no voluntary agreement and no CSA agreement

CM1=no and Cm3=no and Cm14a=no and CM15=no}

CMNil^

According to the information you have given me you do not currently have any agreement in place to receive child maintenance.

SHOW CARD D4

Looking at this card, which of these are reasons why you are not currently receiving any child maintenance?

- 1 Waiting for an agreement to be made from court/CSA/other organisation
- 2 Other parent helps in an informal way eg buys clothes, toys etc
- 3 Other parent is equally involved with the child care
- 4 I prefer not to receive child maintenance
- 5 Other parent cannot afford to pay any maintenance
- 6 Other parent said they would not pay/refused to pay maintenance
- 7 Don't know where other parent is
- 8 Other

{IF CMNil=Other}

CmnilO

What is the other reason you do not receive any child maintenance? :OPEN

TABLE FOR EACH 'STEP' OR 'UNRELATED' CHILD, IF OTHER PARENT IS STILL ALIVE

ChCon {R47q}

How often does [name of child] usually see [his/her] [mother/father]?

- 1 At least once a day
- 2 At least once per week
- 3 At least once per fortnight
- 4 At least once per month
- 5 At least once per year
- 6 Less often
- 7 Never

{If relationship of respondent to child is respondent's child}

ReCon {R46q}

How often do you usually see [him/her]?

(INTERVIEWER: IF YOU HAVE ASKED THIS ONCE ALREADY AND IT IS THE **SAME PERSON** CODE THE ANSWER FROM THE RELEVANT ROW ABOVE)

- 1 At least once a day
- 2 At least once per week
- 3 At least once per fortnight
- 4 At least once per month
- 5 At least once per year
- 6 Less often
- 7 Never

Relex {R48q}

How would you describe your relationship with [him/her] nowadays? Is it ...READ OUT...
(INTERVIEWER: IF YOU HAVE ASKED THIS ONCE ALREADY AND IT IS THE **SAME PERSON**
CODE THE ANSWER FROM THE RELEVANT ROW ABOVE)

- 1 ...very friendly,
- 2 ...quite friendly,
- 3 ...not very friendly,
- 4 ...very **unfriendly**,
- 5 ...mixed - sometimes friendly, sometimes unfriendly?
- 6 don't know/can't say

ExJob {R42q}

And do you know if [he/she] is ... READ OUT...
(INTERVIEWER: IF YOU HAVE ASKED THIS ONCE ALREADY AND IT IS THE **SAME PERSON**
CODE THE ANSWER FROM THE RELEVANT ROW ABOVE)

- 1 ...employed for 16 hours or more per week,
- 2 employed for fewer than 16 hours per week,
- 3 self-employed,
- 4 or not in paid work?

END TABLE

5. Children living outside the household

Chea18 {R130q}

Do you have any children aged 16 or under living elsewhere?
(DON'T COUNT CHILDREN OF THE FAMILY WHO ARE TEMPORARILY AWAY AT SCHOOL OR IN HOSPITAL ETC.)

- 1 Yes
- 2 No

{If Chea18=yes}

Chea19 {R131q}

How many children aged 16 or under do you have living elsewhere?

Range = 1..7

{If Chea18=yes}

Chea21^ {R133q}

Where (does this child/do these children live nowadays?
CODE ALL THAT APPLY.

- 1 With other parent
- 2 With other relative
- 3 In local authority care
- 4 In foster care
- 5 In a hostel
- 6 In own home
- 7 Other

Chea18a

Do you have any children aged 17-19 and in full-time education living elsewhere?

- 1 Yes
- 2 No

{IF Chea18a=Yes}

Chea19a

How many children aged 17-19 and in full-time education do you have living elsewhere?

Range = 1..97

Chea21a^

Where (does this child/do these children) live nowadays?
CODE ALL THAT APPLY

- 1 With other parent
- 2 With other relative
- 3 In local authority care
- 4 In foster care
- 5 In a hostel
- 6 In own home
- 7 Other

6. Caring for people outside household

Chea10

[Apart from your child/ren] Is there anyone else you care for because they have a longstanding illness, disability or infirmity of any kind?

- 1 Yes
- 2 No

{If Chea10 = yes}

Chea11^

INTERVIEWER: CODE EACH PERSON BEING CARED FOR.

EXCLUDE THOSE WHO WORK AS CARERS.

DO NOT COUNT CHILDREN ALREADY DEALT WITH.

THERE ARE 23 CODES

- 1 Display list of all household members 1-15, plus codes for:
- 2 Person 1
- 3 Person 2
- 4 Person 3
- 5 Person 4
- 6 Person 5
- 7 Person 6
- 8 Person 7
- 9 Parent outside the household
- 10 Another parent outside the household
- 11 Child outside household
- 12 Spouse outside household
- 13 Other relative
- 14 Friend/neighbour
- 15 Client of voluntary organisation
- 16 Other person outside the household

TABLE FOR EACH PERSON CARED FOR

Chea12

How long have you been caring for [person named at CHEA11]?

INTERVIEWER: ENTER YEARS. IF LESS THAN ONE YEAR ENTER ZERO

IF MORE THAN ONE PERSON, ANSWER QUESTIONS FOR THE PERSON RESPONDENT SPENDS MOST TIME CARING FOR.

Range = 0..97

Chea13

About how many hours a week do you spend caring for [person named at CHEA11]?

Range = 1..168

Chea14

Do you do all of the work of looking after [person named at CHEA11], or does someone else help with it?

- 1 Respondent does all of work
- 2 Someone else helps

Chea15

Does this extra work looking after [person named at CHEA11] prevent you from doing a paid job, or as much paid work as you might if you did not have [person named at CHEA11] to look after?

- 1 Yes
- 2 No

3 Wouldn't work anyway

{If person looked after is not respondent's partner}

Chea16

Does [person named at CHEA11] receive Attendance Allowance, or Disability Living Allowance care component?

- 1 Yes
- 2 No

END TABLE

7. Housing

{If panel case}

House1

INTERVIEWER ASK OR CODE: Have you moved home since [Date of last interview]?

- 1 Yes
- 2 No

Hous2a

INTERVIEWER: WHAT KIND OF ACCOMMODATION DOES THE FAMILY OCCUPY?

- 1 Private residence (includes all rental accommodation, local authority residences, housing association accommodation)
- 2 Hotel/bed & breakfast
- 3 Something else (SPECIFY AT NEXT QUESTION)
- 4 *Other specific answer, not codeable to 1-2*
- 97 *Other vague answer, not codeable to 1-4*

{If Hous2a = other}

Hous2b

INTERVIEWER: SPECIFY OTHER TYPE OF ACCOMMODATION.

{If Hous2a = Private}

Hous4

[In the past 12 months have you/Have you ever] had to stay in temporary accommodation, like a hostel or bed and breakfast hotel, because you were waiting to be housed?

- 1 Yes (in the past)
- 2 Yes (current accommodation is temporary accommodation)
- 3 No

Soft Check

If code 2 selected: INTERVIEWER RESPONDENT IS 'currently living in temporary accommodation'.
IF CORRECT SUPPRESS CHECK. IF NOT RECODE – CODE 3 IS NO

{If Hous4 = Yes in the past}

Hous5

When did you last leave such accommodation?

FIRST ENTER YEAR.

Range = 1940..2050

Soft Check

If Hous5 greater than year of current interview Are you sure?
Please change! Hous5 can't be ^hous5

{If Hous5 = 1940..1999}

Hous6

NOW ENTER MONTH

IF DK, ASK 'Was it Winter, Spring...?'

AND ENTER MID-SEASON MONTH

Mid-season months:

Winter: Jan (01)

Spring: Apr (04)

Summer: July (07)

Autumn: Oct (10)

Range = 1..12

NODK, NOREFUSAL

{If Hous4 = Yes in the past or Yes currently}

Hous7

How long [had/have] you lived [there/here]?

- 1 under 3 months
- 2 three to six months
- 3 six months to a year
- 4 one year or more

THERE IS NO HOUS8

{If moved house (House1=Yes) OR if not panel case}

Hous9

Thinking about your current address, when did you start living here?

FIRST ENTER THE YEAR.

ENTER '0' IF ALWAYS LIVED HERE.

Range = 0..2050

Hard Check

(Hous9=0 OR Hous9>=1901)

ANSWER OUT OF RANGE.

Soft Check

Hous9<=FwYear Are you sure? ^hous9 is after ^fwyear

Hard Check

(Hous9<=FWYEAR+1) Please change! Hous9 can't be ^hous9

{If Hous9 = 1991..2009}

Hous10

NOW ENTER THE MONTH.

IF DK, ASK 'Was it Winter, Spring...?'

AND ENTER MID-SEASON MONTH: SEE HELP

(PRESS <F9> TO SEE HELP)

Mid-season months:

Winter: Jan (01)

Spring: Apr (04)

Summer: July (07)

Autumn: Oct (10)

Range = 1..12

{If House1=Yes}

Hous10a^

What was your main reason for moving to this address?

INTERVIEWER PROBE: What other reasons?

- 1 To move to a better area or neighbourhood/liked the area
- 2 To move to a better environment
- 3 Change of Job/Nearer to job
- 4 Had to leave tied accommodation
- 5 Wanted smaller / cheaper home or flat
- 6 Wanted larger house or flat / garden
- 7 Availability of garage / parking space
- 8 To be able to live with partner in same accommodation
- 9 Better schools for children
- 10 Other family or personal reasons
- 11 Wanted to buy

- 12 Wanted independent accommodation / not share
- 13 Had no choice - moved by council
- 14 Nearer to family/friends/not be so isolated
- 15 Nearer/convenient to amenities/schools and so on
- 16 Relationship/marriage ended
- 17 Other

{If Hous2a = private AND not a panel case OR House1=Yes AND Panel cases}

Hous11a

ASK OR CODE: What kind of accommodation do you occupy here?

- 1 Detached house/bungalow
- 2 Semi-detached house/bungalow
- 3 Terrace house (not including End terrace)
- 4 End terrace house
- 5 Purpose built flat/maisonette
- 6 Self contained flat/maisonette in converted building
- 7 Room(s) not self contained
- 8 Caravan/mobile home/houseboat
- 9 Other (specify)
- 10 *Other specific answer, not codeable to 1-8*
- 97 *Other vague answer, not codeable to 1-10*

{If Hous11a = other}

Hous11b

ENTER DETAILS OF OTHER KIND OF ACCOMMODATION

{If Hous2a = private AND not a panel case OR House1=Yes AND Panel case}

Hous12

SHOW CARD E1

Which of these best describes the accommodation you are living in at the moment?

- 1 Owned outright
- 2 Being bought on a mortgage/bank loan
- 3 Shared ownership (owns & rents property)
- 4 Rented from a Council or New Town
- 5 Rented from a Housing Association
- 6 Rented privately
- 7 Rent free
- 8 Some other arrangement

{If Hous2a = private AND not a panel case OR House1=Yes AND Panel case}

Hous13

In whose name is this accommodation owned or rented?

- 1 Respondent only
- 2 Respondent and partner
- 3 Respondent and ex-partner
- 4 Respondent and parent(s)
- 5 Respondent and someone else
- 6 Partner only
- 7 Ex-partner only
- 8 Respondent's parent(s)
- 9 Other(s)

Soft Check

If Single parent household and Hous13=Respondent and Partner
Are you sure? This is a single parent household.

{If Hous13 = Ex-partner Only to Other}

Hous14

How much, if anything, do you pay towards your accommodation?

INTERVIEWER: ENTER POUNDS AND PENCE

Range = 0..99997.00

{If Hous14 IN 1..9997}

Hous15

What period of time does that cover?

- 1 One week
- 2 Two weeks
- 3 Three weeks
- 4 Four weeks
- 5 Calendar month
- 7 Two Calendar months
- 8 Eight times a year
- 9 Nine times a year
- 10 Ten times a year
- 13 Three months/13 weeks
- 26 Six months/26 weeks
- 52 One Year/12 months/52 weeks
- 90 Less than one week
- 95 One off/lump sum
- 97 None of these (EXPLAIN IN A NOTE)

THERE IS NO HOUS16

{If Not a panel case OR House1=Yes AND Panel case}

Hous17

How many separate bedrooms do you have here?

INCLUDE ONLY ROOMS TO WHICH RESPONDENT'S HOUSEHOLD HAS ACCESS.

'BEDROOMS' INCLUDES BOXROOMS AND BEDROOMS NOT CURRENTLY USED AS BEDROOMS

Range = 0..10

Soft Check

If Hous17 > 5

ARE YOU SURE?

{If Hous2a=private}

Heat1^

SHOW CARD E2

What types of heating do you have in this home?

PROBE: What others?

INTERVIEWER ADD IF NECESSARY: Do you have central heating in this home?

- 1 Central heating
- 2 Night storage heater/s
- 3 Fixed room heater/fire (Gas or Electric)
- 4 Open fire/s or stove/s
- 5 Portable heaters (Electric, Bottled gas/paraffin or Oil-filled)
- 6 Other
- 7 (None of these)

{If more than one answer given at Heat1}

Heat2

SHOW CARD E2

What is the **main** type of heating you use in your living room in winter?

INTERVIEWER ADD IF NECESSARY: The room which is used regularly as the living room by the family, for example, where you watch TV, etc.

- 1 Central heating
- 2 Night storage heater/s
- 3 Fixed room heater/fire (Gas or Electric)
- 4 Open fire/s or stove/s
- 5 Portable heaters (Electric, Bottled gas/paraffin or Oil-filled)
- 6 Other
- 7 (None of these)

Houshe1

In winter, are you able to keep this accommodation warm enough?

CODE 'CAN'T AFFORD IT' AS 'NO'.

- 1 Yes
- 2 No

{If Houshe1 = no}

Houshe2^

Which parts of your home are not warm enough?

CODE ALL THAT APPLY

- 1 Children's bedrooms
- 2 Adult's bedrooms
- 3 Living rooms
- 4 Kitchen
- 5 Bathrooms, toilets or shower rooms
- 6 Other rooms
- 7 All rooms

{If Houshe1 = No}

Houshe4^

Why, do you feel, it is difficult to keep this/these room(s) warm enough? CODE ALL THAT APPLY

- 1 Heating is inefficient / broken
- 2 Poor insulation / drafts
- 3 The cost / too expensive
- 4 Some other reason

Houshe5

Do you have a pre-payment meter for your electricity?

- 1 Yes
- 2 No

{If Hous2a=private}

Hous18

SHOW CARD E3

How would you rate this property's state of repair?

- 1 Excellent - nothing needs doing
- 2 Very good - only minor problems
- 3 Fairly good - some problems, but not too many
- 4 Fairly poor - quite a lot of problems
- 5 Very poor - a lot of major problems
- 6 None of these - spontaneous

{If Hous18 not equal to Excellent}

Hous19a^

SHOW CARD E4

Are there any repairs that need to be done to your home such as the problems listed on this card?

PROBE: Which others?

CODE ALL THAT APPLY.

- 1 Rising damp in floor & walls
- 2 Water getting in from roof, gutters or windows
- 3 Bad condensation problems
- 4 Problems with mould growth
- 5 Electrical wiring
- 6 Plumbing
- 7 General rot and decay
- 8 Problems with insects
- 9 Problems with mice or rats
- 10 Problems with draughts
- 11 Other repairs (SPECIFY AT NEXT QUESTION)
- 12 None of these
- 13 *Windows need replacing*
- 14 *Other specific answer, not codeable to 1-13*
- 97 *Other vague answer, not codeable to 1-14*

*{If Hous19a = other}***Hous19b**

ENTER DETAILS OF OTHER REPAIRS OR PROBLEMS.

*{If Hous19a = Rising Damp to Mould growth}***Hous20^**

In which rooms do you have these problems with damp, leaking, mould growth or condensation?

PROBE: Which others?

CODE ALL THAT APPLY.

- 1 Children's bedrooms
- 2 Adult's bedrooms
- 3 Living rooms
- 4 Kitchen
- 5 Bathrooms, toilets or shower rooms
- 6 Other rooms
- 7 All rooms

*{If Hous19a = draughts}***Hous20a^**

In which rooms do you have problems with draughts?

PROBE: Which others?

CODE ALL THAT APPLY.

- 1 Children's bedrooms
- 2 Adult's bedrooms
- 3 Living rooms
- 4 Kitchen
- 5 Bathrooms, toilets or shower rooms
- 6 Other rooms
- 7 All rooms

*{If Hous19a not equal to None}***Hous21^**

Why [has this problem / have these problems] not been dealt with?

- 1 Council/landlord not doing them
- 2 Lack of own funds

- 3 Waiting on insurance claim
- 4 Problem recently reported to Council/landlord and waiting outcome
- 5 Problem not reported
- 6 Intend to fix it but not done yet
- 7 Don't know how to fix the problem
- 8 Other

{If Hous12 renting}

Hous23

How much do **you** [and your partner/(or any ex-partner)] actually pay in rent **after** you have received any HOUSING BENEFITS or rent rebate, excluding any payments to pay off arrears?
ENTER POUNDS AND PENCE

Range = 0..99997.00

{If Hous23 IN 1..99997}

Hous24

And what period of time does that cover?

- 1 One week
- 2 Two weeks
- 3 Three weeks
- 4 Four weeks
- 5 Calendar month
- 7 Two Calendar months
- 8 Eight times a year
- 9 Nine times a year
- 10 Ten times a year
- 13 Three months/13 weeks
- 26 Six months/26 weeks
- 52 One Year/12 months/52 weeks
- 90 Less than one week
- 95 One off/lump sum
- 97 None of these (EXPLAIN IN A NOTE)

Hous24a

Can I just check, does this amount include ...
READ OUT IN TURN

... any charges for water?

- 1 Yes
- 2 No

Hous24b

... any charges for heating?

- 1 Yes
- 2 No

Hous24c

... any payments for council tax?

- 1 Yes
- 2 No

Hous24d

... any service charges (including hot water)?

- 1 Yes

2 No

{If Hous24a=Yes or Hous24b=Yes or Hous24c=Yes or Hous24d=Yes}

Hous24e

How much do you pay in rent **excluding** any charges for water, heating, council tax and service charges?

ENTER POUNDS AND PENCE

Range = 0..99997.00

{If Hous12 = renting}

Hous25

And how much are your water charges?

IF WATER IS METERED SEEK ESTIMATE OF AVERAGE COST

EXCLUDE ANY ARREARS

ENTER POUNDS AND PENCE

Range = 0..9997.00

Hous26

And what period of time does that cover?

- 1 One week
- 2 Two weeks
- 3 Three weeks
- 4 Four weeks
- 5 Calendar month
- 7 Two Calendar months
- 8 Eight times a year
- 9 Nine times a year
- 10 Ten times a year
- 13 Three months/13 weeks
- 26 Six months/26 weeks
- 52 One Year/12 months/52 weeks
- 90 Less than one week
- 95 One off/lump sum
- 97 None of these (EXPLAIN IN A NOTE)

{If Hous12 = renting}

Hous27

Do you receive any Housing Benefit or rent rebate?

- 1 Yes
- 2 No

{If Hous27 = yes}

Hous28

How much Housing Benefit/rent rebate do you receive?

FIRST CODE WHETHER YOU WILL RECORD AN AMOUNT OF MONEY OR A PROPORTION OF THE RENT.

- 1 Amount of money
- 2 Proportion (%) of the rent

{If Hous28 = Money}

Hous29

ENTER AMOUNT OF MONEY RECEIVED IN RENT REBATE/HOUSING BENEFIT.

ENTER POUNDS AND PENCE

Range = 1..9997.00

Hous30

And what period of time does that cover?

- 1 One week
- 2 Two weeks
- 3 Three weeks
- 4 Four weeks
- 5 Calendar month
- 7 Two Calendar months
- 8 Eight times a year
- 9 Nine times a year
- 10 Ten times a year
- 13 Three months/13 weeks
- 26 Six months/26 weeks
- 52 One Year/12 months/52 weeks
- 90 Less than one week
- 95 One off/lump sum
- 97 None of these (EXPLAIN IN A NOTE)

{If Hous28 = Proportion}

Hous31

ENTER PROPORTION OF RENT RECEIVED IN REBATE/HOUSING BENEFIT

Range = 1..100

{If Hous27 = yes}

Hous32

So what is the total amount of rent for this accommodation? That is, the amount charged before any rebates or deductions but NOT including charges for water, heating, service charges and so on.
ENTER POUNDS AND PENCE.

Range = 1..99997.00

{If Hous32 in 1...9997}

Hous33

And what period of time does that cover?

- 1 One week
- 2 Two weeks
- 3 Three weeks
- 4 Four weeks
- 5 Calendar month
- 7 Two Calendar months
- 8 Eight times a year
- 9 Nine times a year
- 10 Ten times a year
- 13 Three months/13 weeks
- 26 Six months/26 weeks
- 52 One Year/12 months/52 weeks
- 90 Less than one week
- 95 One off/lump sum
- 97 None of these (EXPLAIN IN A NOTE)

{If House32 in 1...9997 (some rent is paid)}

Hous34

Is your rent paid up to date at the moment, or do you have some rent arrears that will have to be paid?

- 1 Up to date

2 Some arrears

{If Hous34 = some arrears}

Hous35

How much are your rent arrears at the moment?

INTERVIEWER: FIRST ENTER WHETHER YOU WILL CODE AN AMOUNT OF MONEY OR A PERIOD OF TIME.

- 1 An amount of money
- 2 A number of weeks
- 3 A number of months

{If Hous35 = Money}

Hous36

ENTER AMOUNT OF RENT ARREARS IN POUNDS AND PENCE.

Range = 1..9997.00

{If Hous35 = Weeks}

Hous37

ENTER NUMBER OF WEEKS IN ARREARS.

Range = 1..52

{If Hous35 = Months}

Hous38

ENTER NUMBER OF MONTHS IN ARREARS.

Range = 1..36

{If paying rent and not Panel case}

Hous39

As far as you are aware, do people who work 16 hours or more each week have any entitlement to Housing Benefit (rent rebate)?

- 1 Yes
- 2 Sometimes/it depends
- 3 No
- 4 Can't say

{If Hous22 = Mortgage}

Hous40

Is your mortgage ... READ OUT

- 1 ...an ENDOWMENT mortgage, (where your mortgage payments cover interest only),
- 2 ...a REPAYMENT mortgage, (where your mortgage payments cover interest and part of the original loan)
- 3 ...a PENSION mortgage, (where your mortgage payments cover interest only),
- 4 ...a PEP, Unit Trust, or ISA mortgage,
- 5 ...or both an ENDOWMENT (or any interest only) mortgage AND a REPAYMENT mortgage?
- 6 Other (Please specify)
- 7 *Interest only (not specified whether endowment or pension)*
- 8 *Capital and interest (not specified which types)*
- 9 *Other combinations of mortgage not covered by code 5 (e.g. ISA and REPAYMENT)*
- 10 *Other specific answer, not codeable to 1-9*
- 97 *Other vague answer, not codeable to 1-10*

{If Hous40 = other}

HousO40

INTERVIEWER: PLEASE SPECIFY OTHER TYPE OF MORTGAGE

Hous41

When was this mortgage first taken out? ENTER YEAR.

Range = 1930..2050

Soft Check

IF Hous41<=FwYear

Are you sure? ^hous41 is after ^fwyear

Hard Check

IF Hous41<=FWYEAR+1

Please change! Hous41 can't be ^hous41

{If Hous12 = Mort}

Hous42

How much was this mortgage when it was first taken out?

ENTER POUNDS AND PENCE

Range = 100..9999997.00

Soft Check

IF Hous42 >= 200000

ARE YOU SURE?

{If Hous22 = Mort}

Hous43

How much do you [and your partner/(or any ex-partner)] pay in total loan or mortgage payments for this accommodation including any mortgage protection policy?

ENTER POUNDS AND PENCE

Range = 0..99997.00

{If Hous43 IN 1..99997}

Hous44

And what period of time does that cover?

- 1 One week
- 2 Two weeks
- 3 Three weeks
- 4 Four weeks
- 5 Calendar month
- 7 Two Calendar months
- 8 Eight times a year
- 9 Nine times a year
- 10 Ten times a year
- 13 Three months/13 weeks
- 26 Six months/26 weeks
- 52 One Year/12 months/52 weeks
- 90 Less than one week
- 95 One off/lump sum
- 97 None of these (EXPLAIN IN A NOTE)

{If Hous22 = Mortgage}

Hous45

And may I just check, are you up to date with your loan or mortgage payments or are you now behind with your loan or mortgage?

- 1 Up to date
- 2 Behind

{If Hous45 = Behind}

Hous46

How much are your mortgage or loan arrears at the moment?

FIRST ENTER WHETHER YOU WILL CODE AN AMOUNT OF MONEY OR A PERIOD OF TIME.

- 1 An amount of money
- 2 A number of weeks
- 3 A number of months

{If Hous46 = Money}

Hous47

ENTER AMOUNT OF MORTGAGE OR LOAN WHICH IS IN ARREARS.

ENTER POUNDS AND PENCE

Range = 1..99997.00

{If Hous46 = Weeks}

Hous48

ENTER NUMBER OF WEEKS IN ARREARS.

Range = 1..52

{If Hous46 = Months}

Hous49

ENTER NUMBER OF MONTHS IN ARREARS.

Range = 1..36

{If Hous22 = Mortgage}

Hous50

Can I just check, are you receiving Income Support or Jobseeker's Allowance at the moment?

- 1 Yes
- 2 No

{If Hous50 = yes}

Hous51

Is any of your mortgage interest being paid by the Department of Work and Pensions at the moment?

- 1 Yes
- 2 No

{If Hous51 = yes}

Hous52

How much do you receive towards your mortgage interest?

INTERVIEWER CODE 99997 IF RESPONDENT SAYS 'ALL OF IT', 99996 IF RESPONDENT SAYS 'HALF OF IT'

ENTER POUNDS AND PENCE

Range = 1..99997.00

Hous53

What period does that cover?

- 1 One week
- 2 Two weeks
- 3 Three weeks
- 4 Four weeks
- 5 Calendar month
- 7 Two Calendar months

- 8 Eight times a year
- 9 Nine times a year
- 10 Ten times a year
- 13 Three months/13 weeks
- 26 Six months/26 weeks
- 52 One Year/12 months/52 weeks
- 90 Less than one week
- 95 One off/lump sum
- 97 None of these (EXPLAIN IN A NOTE)

{If Hous22 = Mortgage}

Hous54

How much are your water charges?

IF WATER IS METERED SEEK ESTIMATE OF AVERAGE COST
ENTER POUNDS AND PENCE

Range = 0..9997.00

Hous55

What period does that cover?

- 1 One week
- 2 Two weeks
- 3 Three weeks
- 4 Four weeks
- 5 Calendar month
- 7 Two Calendar months
- 8 Eight times a year
- 9 Nine times a year
- 10 Ten times a year
- 13 Three months/13 weeks
- 26 Six months/26 weeks
- 52 One Year/12 months/52 weeks
- 90 Less than one week
- 95 One off/lump sum
- 97 None of these (EXPLAIN IN A NOTE)

{If Hous2a=private}

Hous56

In which band, from A to H, is your property valued for Council Tax?

- 1 Band A
- 2 Band B
- 3 Band C
- 4 Band D
- 5 Band E
- 6 Band F
- 7 Band G
- 8 Band H
- 9 Household accommodation not valued separately

{If Hous2a=private}

Hous56b

How much Council Tax do you actually pay, if any?

ENTER POUNDS AND PENCE

Range = 0..9997.00

CTper

What period does that cover?

- 1 One week
- 2 Two weeks
- 3 Three weeks
- 4 Four weeks
- 5 Calendar month
- 7 Two Calendar months
- 8 Eight times a year
- 9 Nine times a year
- 10 Ten times a year
- 13 Three months/13 weeks
- 26 Six months/26 weeks
- 52 One Year/12 months/52 weeks
- 90 Less than one week
- 95 One off/lump sum
- 97 None of these (EXPLAIN IN A NOTE)

{If Hous2a=private}

Hous56a

Do you receive Council Tax Benefit?

- 1 Yes
- 2 No

{IF Hous56a = Yes}

Hous56d

How much Council Tax Benefit do you receive?

FIRST CODE WHETHER YOU WILL RECORD AN AMOUNT OF MONEY OR A PROPORTION OF THE COUNCIL TAX

- 1 Amount of money
- 2 Proportion (%) of the council tax

{If Hous56d =money}

Hous56c

ENTER AMOUNT OF COUNCIL TAX BENEFIT RECEIVED

ENTER POUNDS AND PENCE

Range = 0..9997.00

{If Hous56d =proportion}

Hous56e

ENTER PROPORTION OF COUNCIL TAX RECEIVED AS (COUNCIL TAX) BENEFIT. IF COUNCIL TAX ALL PAID FOR THEM, ENTER 100

Range = 1..100

{If Hous56d = 1}

CTBper

What period does that cover?

- 1 One week
- 2 Two weeks
- 3 Three weeks
- 4 Four weeks
- 5 Calendar month
- 7 Two Calendar months
- 8 Eight times a year
- 9 Nine times a year
- 10 Ten times a year

- 13 Three months/13 weeks
- 26 Six months/26 weeks
- 52 One Year/12 months/52 weeks
- 90 Less than one week
- 95 One off/lump sum
- 97 None of these (EXPLAIN IN A NOTE)

{If not Panel case}

Hous57

As far as you are aware, do people who work 16 hours or more each week have any entitlement to Council Tax Benefit?

- 1 Yes
- 2 Sometimes/it depends
- 3 No
- 4 Can't say

8. Education and training

Intro

I am now going to ask about any Education and Training you may have had.

{If not panel OR if panel and was in continuous education at time of last interview}

Ed1

How old were you when you completed your **continuous** full time education?

ENTER AGE. ENTER '0' IF RESPONDENT HAD NO FORMAL EDUCATION.

ENTER '95' IF STILL IN FULL-TIME EDUCATION.

Range = 0..95

Ed10r

[In the last year / Since your last interview, that is 'month/year'] have you been on any educational or training courses?

INTERVIEWER ADD IF NECESSARY: Including training at work.

- 1 Yes
- 2 No

{If Ed10r = yes}

Ed11r

How many courses have you attended?

(IF MORE THAN 3, IN FOLLOWING Qs REFER TO 3 MOST RECENT)

IF 1+, START WITH MOST RECENT

Range = 1..97

TABLE FOR EACH COURSE

{If Ed10r=yes}

Ed12r

[Taking the most recent course/Taking the next course] did you complete the course?

- 1 Yes
- 2 No
- 3 Course still ongoing

{If Ed10r=yes}

Ed13r

[Is/Was] the course designed to lead to a qualification?

- 1 Yes
- 2 No

{If Ed13r=yes}

Ed14r^

SHOW CARD F1

Which qualifications [are/were] you aiming towards on that course?

INTERVIEWER: THERE ARE 18 CODES.

- 1 GCSE or SCE
- 2 GCE 'A'-level or AS level or Scottish National Qualifications (Higher level)
- 3 Level 1 NVQ or SVQ, Foundation GNVQ or GSVQ
- 4 Level 2 NVQ or SVQ, Intermediate GNVQ or GSVQ
- 5 Level 3 NVQ or SVQ, Advanced GNVQ or VCE or GSVQ
- 6 Level 4 NVQ or SVQ
- 7 Level 5 NVQ or SVQ

- 8 NVQ, SVQ or GNVQ - not sure what level
- 9 City & Guilds Part 1, RSA Certificate
- 10 BTEC/Edexcel First or General Certificate, BEC or TEC General Certificate, City & Guilds Part 2, Craft or Intermediate, RSA/OCR Advanced Diploma or Certificate
- 11 BTEC/Edexcel National Certificate or Diploma, City&Guilds Part 3, Final or Advanced Craft, ONC or OND
- 12 BEC Higher, TEC Higher, BTEC Higher, City & Guilds Part 4, HNC or HND
- 13 First degree, e.g. BSc, BA, BEd, MA at first degree level
- 14 Higher degree, e.g. MSc, MA, MBA, PGCE, PhD
- 15 Teaching qualification (not including PGCE)
- 16 Nursing qualification
- 17 Trade apprenticeship
- 18 Other qualification (PLEASE GIVE DETAILS IN NEXT QUESTION).
- 19 *City and Guilds/RSA-not sure what level*
- 20 *Other specific answer, not codeable to 1-19*
- 97 *Other vague answer, not codeable to 1-20*

{If Ed14r = other}

Ed14b

INTERVIEWER: ENTER DETAILS OF OTHER QUALIFICATION

END TABLE

{If non-panel, or if panel and has done a course leading to a qualification in last year, or if panel and respondent is different respondent to last year, or if panel and partner being interviewed}

Ed3a

SHOW CARD F2

(Now, thinking about all the qualifications you may have ...) From this list, please tell me the highest qualification which you have obtained.

INTERVIEWER: THIS REFERS TO RESPONDENT'S HIGHEST QUALIFICATION OVERALL (NOT JUST THOSE FROM ANY RECENT COURSES)

THERE ARE 7 CODES.

HIGHEST = NEAREST THE BOTTOM OF THE LIST.

- 1 GCSE grade D-G, CSE grade 2-5, SCE O Grades D-E, SCE Standard Grades 4-7, Scottish National Qualifications (Access level), SCOTVEC National Certificate Modules
- 2 GCSE grade A-C, GCE 'O'-level passes, CSE grade 1, SCE O Grades A-C, SCE Standard Grades 1-3, Scottish National Qualifications (Intermediate level), School Certificate / Matriculation
- 3 GCE 'A'-level, AS Level, SCE Higher Grades A-C, Scottish National Qualifications (Higher level)
- 4 First degree, eg BSc, BA, BEd, MA at first degree level
- 5 Higher degree, eg MSc, MA, MBA, PGCE, PhD
- 6 Other *academic* qualifications (PLEASE SPECIFY)
- 7 None of these
- 8 *Has qualification, level unknown*
- 9 *Overseas qualification*
- 10 *Other specific answer, not codeable to 1-9*
- 97 *Other vague answer, not codeable to 1-10*

{If Ed3a = Other}

Ed3b

INTERVIEWER: SPECIFY OTHER QUALIFICATION(S). RECORD AS MUCH DETAIL AS POSSIBLE, EG AWARDING BODY, LEVEL OF QUALIFICATION.

(NB THE NEXT QUESTION DEALS WITH VOCATIONAL QUALIFICATIONS, SO THEY SHOULD NOT BE RECORDED HERE.)

{If non-panel, or if panel and has done a course leading to a qualification in last year, or if panel and respondent is different respondent to last year, or if panel and partner being interviewed}

Ed2^

SHOW CARD F3

Do you have any of the qualifications listed on this card?

CODE ALL THAT APPLY

- 1 Level 1 NVQ or SVQ, Foundation GNVQ or GSVQ
- 2 Level 2 NVQ or SVQ, Intermediate GNVQ or GSVQ
- 3 Level 3 NVQ or SVQ, Advanced GNVQ or GSVQ
- 4 Level 4 NVQ or SVQ
- 5 Level 5 NVQ or SVQ
- 6 NVQ, SVQ or GNVQ - not sure what level
- 7 City & Guilds Part 1, RSA Certificate
- 8 BTEC/Edexcel First or General Certificate, BEC or TEC General Certificate, City & Guilds Part 2, Craft or Intermediate, RSA or OCR Advanced Diploma or Certificate
- 9 BTEC/Edexcel National Certificate or Diploma, City & Guilds Part 3, Final or Advanced Craft, ONC or OND
- 10 BEC Higher or TEC Higher, BTEC Higher, City & Guilds Part 4, HNC or HND
- 11 Teaching qualification (not including PGCE)
- 12 Nursing qualification
- 13 Trade apprenticeship
- 14 Other **vocational** or **pre-vocational** qualification (PLEASE GIVE DETAILS AT NEXT QUESTION)
- 15 No, none of these
- 16 *City and Guilds/RSA-not sure what level*
- 17 *Other specific answer, not codeable to 1-16*
- 97 *Other vague answer, not codeable to 1-17*

{If Ed2 = other}

Ed2a

INTERVIEWER: ENTER DETAILS OF OTHER **VOCATIONAL** OR **PRE-VOCATIONAL** QUALIFICATION.

{All}

Ed4^

SHOW CARD F4

The New Deal is a Government programme that gives unemployed people help and support to look for work. In some areas, the New Deal may be known as Employment Zones or Pathways to Work. Can I just check, in the past 12 months, that is since [date one year ago] have you taken part in any of the New Deal programmes shown on this card - or are you currently taking part in any?:

- 1 New Deal for lone parents
- 2 New Deal for 18-24 year olds
- 3 New Deal for long-term unemployed people (over 25)
- 4 New Deal for Disabled People
- 5 New Deal for partners of unemployed people
- 6 New Deal for over 50s
- 7 None of these

Ed20

Do you have a full driving licence?

- 1 Yes
- 2 No

{If Ed20 = Yes}

Ed21

Do you have regular access to a car, van, motorcycle or scooter for your own personal use?

- 1 Yes
- 4 No

{Those not working with access to a car/van/motorcycle}

Ed22

If you were thinking of starting work, would you be able to use your car/van/motorcycle to travel to and from work, or would you use public transport instead?

INTERVIEWER: PROBE TO PRECODES. CODE 1 IF WOULD GET A LIFT TO WORK.

- 1 Use car, van, motorcycle to travel to work
- 2 Use public transport to travel to work
- 3 Mixed, sometimes car/van/motorcycle sometimes public transport
- 4 [SPONTANEOUS] Neither, there is no transport (either own or public) or none could rely on
- 5 [SPONTANEOUS] Walk, cycle or work at home
- 6 [SPONTANEOUS] Depends on where job is
- 7 [SPONTANEOUS] Doesn't think will ever work

{Those not working who either don't have a car or have a car but would use public transport or both public transport and their own transport to get to work}

Ed23

[If you were thinking of starting work, how / How] easy or difficult would it be for you to rely on public transport to get to and from work from here?

INTERVIEWER: IF EASY OR DIFFICULT PROBE TO PRECODES

- 1 Very easy
- 2 Quite easy
- 3 Quite difficult
- 4 Very difficult
- 5 Impossible
- 6 [SPONTANEOUS] Depends on job
- 7 [SPONTANEOUS] Doesn't think will ever work

Ed24

If you were thinking of starting work, how easy or difficult would it be for you to rely on public transport to get to and from work from here?

INTERVIEWER: IF EASY OR DIFFICULT PROBE TO PRECODES

- 1 Very easy
- 2 Quite easy
- 3 Quite difficult
- 4 Very difficult
- 5 Impossible
- 6 [SPONTANEOUS] Depends on job
- 7 [SPONTANEOUS] Doesn't think will ever work

9. Work

Intro

WORK SECTION

Wrk1a

SHOW CARD G1

May I just check, what are you currently doing?

INTERVIEWER: THERE ARE 11 CODES.

- 1 Working 16 or more hours per week
- 2 Working fewer than 16 hours per week
- 3 Unemployed and seeking work
- 4 On a training scheme,
- 5 Full time education/at school
- 6 Sick/disabled (up to 6 months)
- 7 Sick/disabled (6 months or longer)
- 8 Looking after the home or family
- 9 Caring for a sick, elderly or disabled person
- 10 Retired
- 11 Other
- 12 *Other specific answer, not codeable to 1-10*
- 97 *Other vague answer, not codeable to 1-12*

{If Wrk1a = other}

Wrk1b

INTERVIEWER; ENTER FULL DETAILS OF 'OTHER' ACTIVITY.

{If respondent is female, under 60 years and Wrk1a = 1, 2, 4, 5, 6, 7, 8, 9 or 11}

Wrk1c

Can I just check, are you on maternity leave at the moment?

- 1 Yes
- 2 No

{If Wrk1c = Yes}

Wrk1d

And is this maternity leave paid or unpaid?

- 1 Paid
- 2 Unpaid

{If Wrk1c=Yes}

Wrk1e

When did this maternity leave start?

FIRST ENTER THE YEAR.

Range = 1999..2050

{If Wrk1e = response}

Wrk1f

THEN ENTER THE MONTH IT BEGAN.

Range = 1..12

*{If not currently on maternity leave and has child aged under 1 year
IF Wrk1c=2 and Age of youngest child less than 12 months}*

Wrkm1

Have you been on maternity leave in the [last 12 months/date last interview]?

- 1 Yes
- 2 No

{If Wrkm1 = Yes}

Wrkm2

And was this maternity leave paid or unpaid?

- 1 Paid
- 2 Unpaid

{If Wrkm2=paid}

Wrkm3

How much maternity pay did you receive?

INTERVIEWER: PROBE FOR BEST ESTIMATE.
ENTER POUNDS AND PENCE

Range = 1..999997.00

{If Wrkm3=response}

Wrkm4

What period did that cover?

- 1 One week
- 2 Two weeks
- 3 Three weeks
- 4 Four weeks
- 5 Calendar month
- 7 Two Calendar months
- 8 Eight times a year
- 9 Nine times a year
- 10 Ten times a year
- 13 Three months/13 weeks
- 26 Six months/26 weeks
- 52 One Year/12 months/52 weeks
- 90 Less than one week
- 95 One off/lump sum
- 97 None of these (EXPLAIN IN A NOTE)

{If Wrkm1=Yes}

Wrkm5

When did this maternity leave start?

FIRST ENTER THE YEAR.

Range = 1999..2050

{If Wrkm5 = response}

Wrkm6

THEN ENTER THE MONTH IT BEGAN.

Range = 1..12

{If Wrkm1=Yes}

Wrkm7

And when did this maternity leave end?

FIRST ENTER THE YEAR.

Range = 1999..2050

{If WrkM7 = response}

WrkM8

THEN ENTER THE MONTH IT ENED.

Range = 1..12

{If Wrk1a not equal to Working 16 or more hours or Working less than 16 hours}

Wrk2

[Since date of last interview/Have you ever] had a paid job or worked as a self-employed person?

- 1 Yes
- 2 No

{If Wrk2 = yes}

Wrk3

Which year did you leave your last paid job, either as an employee or self-employed?

ENTER THE YEAR

Range = 1930..2050

Soft check:

If Wrk3 = 1930 to 1970

ARE YOU SURE?

{If Wrk3 IN 1930..2009}

Wrk4

And in which month did you leave?

IF DK, ASK 'Was it Winter, Spring...?'

AND ENTER MID-SEASON MONTH: SEE HELP <F9>

Mid-season months:

Winter: Jan (01)

Spring: Apr (04)

Summer: July (07)

Autumn: Oct (10)

Range = 1..12

{If last worked before April 2001}

Wrk5

How many years have you spent in paid work in the past?

PROBE FOR BEST ESTIMATE. IF UNDER ONE YEAR, CODE '0'.

Range = 0..60

{If Wrk2 = Yes }

WorkCh

COMPUTED VARIABLE:CALCULATE WHETHER RESP HAS WORKED SINCE DATE OF BIRTH OF ELDEST CHILD: REFER TO HHGRID

- 1 Yes
- 2 No

Working

COMPUTED VARIABLE: CALCULATE WORKING SITUATION

- 1 Is currently in work
- 2 Not working, has worked since Apr 01
- 3 Not working, last worked before Apr 01
- 4 Never worked

5 Not working, has worked, date unknown

pWorkin

VARIABLE: PANEL VERSION OF THE QUESTION WORKING

- 1 Is currently in work
- 2 Not currently working, has worked since date of last interview
- 3 Not currently working, last worked before date of last interview
- 4 Never worked
- 5 Not working, has worked, date unknown

{If Working = Currently working or Worked since April 01 OR pWorkin = Currently Working or Worked since last interview}

Wrk6a

When did you start your [current/last] job where you [are/were] [working for less than 16 hours a week / 16 hours a week or more]?

(JOB = PERIOD OF PAID WORK WITH ONE EMPLOYER OR PERIOD OF CONTINUOUS SELF-EMPLOYMENT.)

IF MORE THAN ONE JOB, ASK FOR **MAIN** JOB ONLY.

FIRST ENTER THE YEAR.

Range = 1930..2050

NODK,NOREFUSAL

Soft check:

IF Wrk6 < 1970

ARE YOU SURE?

{If Wrk6 = RESPONSE}

Wrk6b

NOW ENTER THE MONTH.

IF 'DK', ASK 'Was it Winter, Spring...?' AND ENTER MID-SEASON MONTH

Mid-season months:

Winter: Jan (01)

Spring: Apr (04)

Summer: July (07)

Autumn: Oct (10)

Range = 1..12

{If Working = Currently working or Worked since April 01 OR pWorkin = Currently Working or Worked since last interview}

WrkStat

I'd like to ask you now about [your present/last job]. [Are/Were] you an employee or [are/were] you self-employed in this job?

- 1 Employee
- 2 Self-employed
- 3 Government scheme
- 4 Unpaid family worker

Wrk9a

What [does/did] the firm/organisation you work(ed) for mainly make or do at the place where you work(ed)?

DESCRIBE FULLY - PROBE MANUFACTURING or PROCESSING or DISTRIBUTING ETC. AND MAIN GOODS PRODUCED, MATERIALS USED, WHOLESALE or RETAIL ETC.

HELP SCREEN: The answer that you need to record should be an *activity*, not a title, name or a vague heading (eg. leisure industry, health care, motor trade).

OPEN VARIABLE.

Wrk9b

What [is/was] your (main) job?

ENTER JOB TITLE.

IF HAS MORE THAN ONE JOB, THE MAIN JOB IS THE ONE THEY WORK(ED) IN THE MOST HOURS/ IF WORK(ED) IN BOTH JOBS FOR THE SAME NUMBER OF HOURS THE MAIN JOB IS THE MOST RENUMERATIVE.

OPEN VARIABLE.

Wrk9c

What [did/do] you mainly do in your job?

DESCRIBE FULLY - PROBE FOR DETAILS OF WHAT THEY DO. FOR EXAMPLE, IF A TEACHER, PROBE FOR WHETHER TEACH PRIMARY OR SECONDARY PUPILS. IF AN ENGINEER, PROBE FOR TYPE OF ENGINEER - ELECTRICAL, CHEMICAL, CIVIL ETC.

ENTER DESCRIPTION.

OPEN VARIABLE.

Wrk9d

What training or qualifications [are/were] needed for that job?

ENTER FULL DESCRIPTION, INCLUDING GRADE OR LEVEL WHERE APPROPRIATE.

OPEN VARIABLE.

{If WrkStat = employee}

Wrk10

[Do/Did] you have formal responsibility for supervising the work of other employees?

DO NOT INCLUDE PEOPLE WHO ONLY SUPERVISE:

CHILDREN, (E.G. TEACHERS, NANNIES, CHILDMINDERS) ANIMALS, SECURITY OR BUILDINGS, E.G. CARETAKERS, SECURITY GUARDS

- 1 Yes
- 2 No

Wrk10a

Please describe the type of responsibility you have/has/had for supervising the work of other employees.

INTERVIEWER: PROBE FOR WHO AND WHAT IS BEING SUPERVISED

{If WrkStat = employee}

Wrk11

How many employees [are/were] there at the place where you [work/worked]?

HELP SCREEN: This is the total number of employees within the 'local unit' at which the respondent works (the location where their job is mainly carried out). Normally this is a single building, part of a building, or at the largest, a self-contained group of buildings.

- 1 1-9
- 2 10-24
- 3 25-499
- 4 or 500 or more

{If Currently Working and WrkStat = employee}

Friend1^

SHOW CARD G2

Which, if any, of these things are available at your workplace - it doesn't matter whether you use them or not?

PROBE: What others?

IF RESPONDENT HAS MORE THAN ONE JOB, ANSWER FOR HER/HIS MAIN JOB.

- 1 Part-time work, allowing me to work fewer days per week
- 2 Part-time work, allowing me to work fewer hours per day
- 3 Flexi-time, so I can choose when to work my required hours
- 4 Working from home, at least some of the time
- 5 Job-sharing, where part-timers share one full-time job
- 6 Paid time off when the children are ill
- 7 Unpaid time off when the children are ill
- 8 None of these

{If WrkStat = self-employed}

Wrk12a

ASK OR CODE: [Are/Were] you working on your own or [do/did] you have any employees?

- 1 on own/with partner(s), but no employees
- 2 with employees

{If WrkStat = self-employed and Work12a = with employees}

Wrk12b

How many people [do/did] you employ at the place where you [work/worked]?

- 1 1-9
- 2 10-24
- 3 25-499
- 4 or 500 or more

THERE IS NO WRK13

{If WorkStat = Employee}

Wrk14

[Are/Were] you a member of a Trade Union or Staff Association?

- 1 Yes
- 2 No

{If Currently working and WorkStat = Employee}

Wrk15

Do you think your job is considered by your employer to be ... READ OUT:

- 1 ... a temporary job (lasting less than 12 months),
- 2 a fixed term job (lasting between 1 and 3 years),
- 3 or, a permanent job (with no fixed time for ending)?

Wrk15a

[Does/Did] your employer run a pension scheme or superannuation scheme for which you [are/were] are eligible?

INTERVIEWER: IF PROMPTED INCLUDE CONTRIBUTORY AND NON-CONTRIBUTORY SCHEMES.

- 1 Yes
- 2 No

{If wrk15a=YES}

Wrk15b

[Do/Did] you belong to your employer's pension scheme?

- 1 Yes
- 2 No

Wrk16a

How often [are/were] you paid in your [last] job?

INTERVIEWER: SUGGEST RESPONDENT CONSULTS PAYS LIP

- 1 One week
- 2 Two weeks
- 3 Three weeks
- 4 Four weeks
- 5 Calendar month
- 7 Two Calendar months
- 8 Eight times a year
- 9 Nine times a year
- 10 Ten times a year
- 13 Three months/13 weeks
- 26 Six months/26 weeks
- 52 One Year/12 months/52 weeks
- 90 Less than one week
- 95 One off/lump sum
- 97 None of these (EXPLAIN IN A NOTE)

Wrk16b

ASK OR CODE

Do you have a recent payslip to hand, which you could consult?

- 1 Latest payslip consulted
- 2 Old payslip consulted
- 3 Payslip not consulted
- 3 No payslip provided by employer

{If Wrk16a = RESPONSE}

Wrk17

When you were last paid, how much did you receive, that is after all deductions for tax, national insurance, pension contributions, union dues and so on, but **including** overtime, tax credits, bonuses, commission, tips, etc.

INTERVIEWER: PROBE FOR BEST ESTIMATE.

ENTER POUNDS AND PENCE

Range = 1..999997.00

{If Wrk16a = One Week to One Year}

WkPay

COMPUTED VARIABLE. WEEKLY PAY

Soft Check

WkPay<=2000

INTERVIEWER PLEASE CHECK - Wrk17/Wrk16a.

The respondent's weekly pay seems high. Check to see if there has been any obvious miscodes (e.g. Have you not coded WHOLE POUNDS, is the period for which pay is received correct?).

{If Wrk16a = RESPONSE}

Wrk18

May I just check, what deductions were made from this pay for pension contributions?

INTERVIEWER: ENTER POUNDS AND PENCE

IF NONE, ENTER '0'.

Range = 0..9997.00

WkPay18

COMPUTED VARIABLE. WEEKLY AMOUNT OF PENSION CONTRIBUTIONS

{If Wrk16a = RESPONSE AND If Wrk14 = yes, belongs to Trade Union}

Wrk19

And may I just check, what deductions were made from this pay for union dues?

INTERVIEWER: ENTER POUNDS AND PENCE

IF NONE, ENTER '0'.

Range = 0..9997.00

WkPay19

COMPUTED VARIABLE. WEEKLY AMOUNT OF UNION FEES

{If Wrk16a = RESPONSE}

Wrk20

Were there any other deductions from this pay, except for tax and National Insurance?

1 Yes

2 No

{If Wrk20 = yes}

Wrk21

How much were these other deductions?

INTERVIEWER: ENTER POUNDS AND PENCE

Range = 1..9997.00

WkPay21

COMPUTED VARIABLE: WEEKLY AMOUNT OF OTHER DEDUCTIONS

GrossPay

COMPUTED VARIABLE: GROSS PAY

Range = 0..9999997.00

{Display of pay and deductions}

WrkDisp

INTERVIEWER, PRESS <ENTER> TO CONFIRM YOUR ENTRIES:

TAKE HOME PAY = (Wrk17)

PENSION DEDUCTION = (Wrk18)

UNION DUES = (Wrk19)

OTHER DEDUCTIONS = (Wrk21)

{If Wrk16a = RESPONSE}

Wrk22

[Is/Was] National Insurance usually deducted from your earnings?

1 Yes

2 No

{If Wrk16a = RESPONSE}

Wrk23

[Do/Did] you usually have Income Tax deducted from your earnings?

1 Yes

2 No

{If Wrk16a = RESPONSE}

Wrk24

You said you were paid £[Wrk17] last time. [Is/Was] this the amount you [are/were] usually paid?

- 1 Yes
- 2 No

{If Wrk24 = no}

Wrk25

Can I just check what [is/was] the amount you [are/were] usually paid?
IF VARIES, OR JUST STARTED JOB, ENTER DON'T KNOW [CTRL+K].
ENTER POUNDS AND PENCE

Range = 1..999997.00

{If Wrk16a = RESPONSE}

Wrk26

Can I check, [are/were] you on an hourly rate of pay in this job?

- 1 Yes
- 2 No

{If Wrk26=Yes}

WrkHr

What [is/was] your **basic** hourly rate?
NOT INCLUDING OVERTIME RATES
USE DECIMAL POINT TO RECORD HOURLY PAY IN POUNDS AND PENCE.

Range = 0.01..997.00

WrkHrD

INTERVIEWER: YOU'VE ENTERED A RATE OF £[WrkHr] PER HOUR. PRESS 'ENTER' TO CONFIRM THIS IS CORRECT.

{If WrkStat = employee}

Wrk27

How many hours a week [do/did] you usually work in this job, excluding meal breaks but including any paid overtime?

INTERVIEWER: ROUND TO THE NEAREST HOUR
IF NO FIXED HOURS, ENTER 997.

Range = 1..997

{If WrkStat=Employee or Self employed and currently in work}

AtypA^

SHOW CARD G3

In the last month which, if any, of these times of day or days you have worked in your main job?

- 1 Evenings after 6pm on a week day
- 2 Mornings before 8am on week day
- 3 Saturdays
- 4 Sundays
- 5 None of these

{If AtypA=Eve}

AtypB

And how often (in your main job) do you work after 6pm in the evening on a week day, is it ...READ OUT...

- 1 ...at least once a week
- 2 at least once a month
- 3 or less than once a month?

{If AtypA=Morn}

AtypC

And how often do you work before 8am in the morning on a week day, is it ...READ OUT...

- 1 ...at least once a week
- 2 at least once a month
- 3 or less than once a month?

{If AtypA=Sat}

AtypD

And how often do you work at any time on a Saturday, is it ...READ OUT...

- 1 ...at least once a week
- 2 at least once a month
- 3 or less than once a month?

{If AtypA=Sun}

AtypE

And how often do you work at any time on a Sunday, is it ...READ OUT...

- 1 ...at least once a week
- 2 at least once a month
- 3 or less than once a month?

{If WrkStat = employee AND currently in work}

TravWr

How do you usually travel to work?

CODE ONE ONLY, FOR THE LONGEST PART, BY DISTANCE, OF USUAL JOURNEY TO WORK.

If different methods used on different days of the week, code method used on the majority of days in the week.

- 1 Underground, metro, light rail, tram
- 2 Train
- 3 Public bus, minibus or coach
- 4 Motorcycle, scooter or moped
- 5 Car or van
- 6 Taxi/minicab
- 7 Bicycle
- 8 On foot
- 9 Usually works from home
- 10 Other (Please specify)
- 11 *Other specific answer, not codeable to 1-9*
- 97 *Other vague answer, not codeable to 1-11*

{If TravWr = Underground to Taxi}

Wrk30

How much [do/did] you spend **per week** on travel to and from work [*{If TravWr= 4 or 5}* please include the cost of parking, petrol and congestion charges associated with your vehicle]?

INTERVIEWER: PLEASE CODE POUND AND PENCE.

IF NOTHING ENTER 0

Range = 0.00..250.00

Soft check:

IF Wrk30 > 50

ARE YOU SURE?

{If TravWr = Other}

XtravSc

Please specify other answer.

{If WrkStat = self-employed}

Wrk31

You said you [are/were] self-employed in this job. May I just check, are/were you paid a salary or wage by an employer?

- 1 Yes
- 2 No

{If Wrk31 = yes}

Wrk33^

And may I just check, in this job [are/were] you.. READ OUT..

- 1 Paid a salary or wage by an agency?
- 2 A sole director of your own limited business?
- 3 Running a business or professional practice?
- 4 Working for yourself?
- 5 A sub-contractor?
- 6 Or doing freelance work?
- 7 None of the above

{If WrkStat = Self-employed}

Wrk34

How many hours each week [do/did] you usually work, including doing the books, VAT and so on?
INTERVIEWER: ROUND TO THE NEAREST HOUR

Range = 0..168

Soft check:

IF Wrk34 > 100
ARE YOU SURE?

{If Wrk34 = DK}

Wrk35

Can you give me an estimate of the number of hours you usually work[ed] per week? Is it ... READ OUT

- 1 ...0-15,
- 2 16-23,
- 3 24-29?
- 4 or, 30 or more?

{If WrkStat = Self-employed}

Wrk36

How long have you been [self-employed and working for others/in business]?

- 1 Under 6 months
- 2 6 months or more

{If Wrk36 = under 6 months}

Wrk37

What do you think your income from the business will be over the next six months?
ENTER POUNDS AND PENCE.

Range = 0..999997.00

{If Wrk37 = 1..999997}

Wrk38

What period does that cover?

- 1 One week
- 2 Two weeks
- 3 Three weeks

- 4 Four weeks
- 5 Calendar month
- 7 Two Calendar months
- 8 Eight times a year
- 9 Nine times a year
- 10 Ten times a year
- 13 Three months/13 weeks
- 26 Six months/26 weeks
- 52 One Year/12 months/52 weeks
- 90 Less than one week
- 95 One off/lump sum
- 97 None of these (EXPLAIN IN A NOTE)

{If Wrk36 = 6 months or more}

Wrk39

On average, how much money do you take out of your business **each week** for your own and your family's use?

ENTER POUNDS AND PENCE

Range = 0..9997.00

Wrk40

Is this amount **all** the cash profit you make from your business or do you make an additional profit when you add up your income and expenses, which you take as extra income or a bonus?

- 1 Weekly allowance is only profit
- 2 Make additional profit
- 3 Makes a loss

{If WrkStat = self-employed and Wrk40=Make additional profit}

Wrk41

So what do you estimate [is/was] your total income from the business after all expenses, taxes etc?

ENTER POUNDS AND PENCE

Range = 1..9999997.00

{If Wrk41 = 1..999997}

Wrk42

What period does that cover?

- 1 One week
- 2 Two weeks
- 3 Three weeks
- 4 Four weeks
- 5 Calendar month
- 7 Two Calendar months
- 8 Eight times a year
- 9 Nine times a year
- 10 Ten times a year
- 13 Three months/13 weeks
- 26 Six months/26 weeks
- 52 One Year/12 months/52 weeks
- 90 Less than one week
- 95 One off/lump sum
- 97 None of these (EXPLAIN IN A NOTE)

{If Wrk36 = 6 months or more}

Wrk43

What is the most recent year for which you have full accounts?

Range = 1990..2050

{If WrkStat = self-employed}

Wrk47

How much National Insurance [do/did] you pay?

ENTER POUNDS AND PENCE

Range = 0..99997.00

Wrk48

What period does that cover?

- 1 One week
- 2 Two weeks
- 3 Three weeks
- 4 Four weeks
- 5 Calendar month
- 7 Two Calendar months
- 8 Eight times a year
- 9 Nine times a year
- 10 Ten times a year
- 13 Three months/13 weeks
- 26 Six months/26 weeks
- 52 One Year/12 months/52 weeks
- 90 Less than one week
- 95 One off/lump sum
- 97 None of these (EXPLAIN IN A NOTE)

{If Working = Worked since April 01 OR pWorkin = Worked since last interview}

Wrk76

SHOW CARD G3

What was the **main** reason why you left your last main job?

CODE ONE MAIN REASON ONLY.

- 1 It was a fixed term or temporary job
- 2 You were made redundant
- 3 You were dismissed
- 4 You were pregnant
- 5 For health reasons
- 6 You decided to leave yourself
- 7 College/ full-time study
- 8 Wanted to look after family
- 9 Childcare broke down
- 10 Breakdown of marriage/relationship
- 11 Problems with transport
- 12 Another reason (SPECIFY AT NEXT QUESTION)
- 13 *Financial reasons (these could be coded as 6, you decide to leave yourself)*
- 14 *Retired*
- 15 *Other specific answer, not codeable to 1-14*
- 97 *Other vague answer, not codeable to 1-15*

{If Wrk76 = other}

Wrk77

ENTER OTHER REASON FOR LEAVING LAST JOB.

{If Wrk76 = Problems with Transport}

PrbTyp^

What sort of problems with transport were these?

INTERVIEWER: CODE ALL THAT APPLY

- 1 Too far
- 2 Car not available

- 3 Don't have a current driving licence/can't drive
- 4 Cost of petrol
- 5 Lack of parking facilities
- 6 Cost of parking
- 7 Traffic congestion/roadworks
- 8 Inadequate public transport
- 9 Cost of using public transport
- 10 Personal physical difficulties/disability
- 11 Personal safety concerns
- 12 Congestion charges
- 13 Other (Please specify)
- 14 *Other specific answer, not codeable to 1-13*
- 97 *Other vague answer, not codeable to 1-14*

{if PrbTyp = other}

PrbOTyp

What other problems?

{If Working = Currently working or Worked since April 01 OR pWorkin = Currently Working or Worked since last interview}

Wrk78

Apart from the job you have just told me about, do you (did you at the **same** time) do any other paid work that brings (brought) you a regular income?
(INCLUDES FOSTERING FEES & SIMILAR ALLOWANCES)

- 1 Yes
- 2 No

{If Wrk78 = yes}

Wrk79^

What kind of extra paid work [do/did] you do?

- 1 *Cleaning (includes domestic work)*
- 2 *Social care, care for adults*
- 3 *Childcare, babysitting*
- 4 *Secretarial work*
- 5 *Catering*
- 6 *Fostering*
- 7 *Hairdressing*
- 8 *Catalogue agent*
- 9 *Shop assistant*
- 10 *Teaching*
- 11 *Other specific answer, not codeable to 1-10*
- 97 *Other vague answer, not codeable to 1-11*

{If Wrk78 = yes}

Wrk80

[Do/Did] you work as an employee in this work or [are/were] you self-employed?

- 1 Employee
- 2 Self-employed
- 3 Government scheme
- 4 Unpaid family worker

NODK, NOREFUSAL

{If Wrk78 = yes}

Wrk81

How much [do/did] you receive for this extra paid work, after taxes and any other deductions?
INTERVIEWER:INCLUDE MONEY FROM ALL THEIR JOBS.

ENTER POUNDS AND PENCE"
Range = 0..99997.00

{If Wrk81 = 1..99997}

Wrk82

What period of time does that amount cover?

- 1 One week
- 2 Two weeks
- 3 Three weeks
- 4 Four weeks
- 5 Calendar month
- 7 Two Calendar months
- 8 Eight times a year
- 9 Nine times a year
- 10 Ten times a year
- 13 Three months/13 weeks
- 26 Six months/26 weeks
- 52 One Year/12 months/52 weeks
- 90 Less than one week
- 95 One off/lump sum
- 97 None of these (EXPLAIN IN A NOTE)

{If Wrk81 = 1..9997}

Wrk83

And how many hours each week [do/did] you usually work for this extra money?

INTERVIEWER: ROUND TO THE NEAREST HOUR

Range = 1..97

{If Wrk78 = yes}

Wrk84

How often [do/did] you do this extra paid work?

- 1 Every week
- 2 Every second week
- 3 Every third week
- 4 Every fourth week
- 5 Less often than this

TrainIntro

QUESTIONS ABOUT TRAINING

{If WrkStat = emp and been in job for at least 2 months}

Wrk86

[Have you done/Did you do] any work-related training, or [has/did your employer ever offer[ed]] you any work-related training in [the last 12 months/your last 12 months in this job]?

IF YES: PROBE TO ANSWER CATEGORIES.

- 1 yes, done work related training
- 2 yes, offered but not attended work-related training
- 3 no

{If Wrk86 = yes done}

Wrk88

Was that training ... READ OUT ...

- 1 ...on the job training only,
- 2 training away from your job,
- 3 or both?

Wrk89

In total, in the last 12 months how much training did you do?

- 1 Half a day
- 2 One day only
- 3 2-3 days
- 4 4-5 days
- 5 Less than two weeks
- 6 Two weeks or more

10. Activity History

For panel cases, entry into the activity history module is conditioned upon the respondent having started their current spell of activity in the 12 months after the date of the last interview. If started their current activity before that date, work history is ignored. If started their current activity after that date, ask about each activity until get to activity that commenced prior to the date of interview.

Textfill:

^PACTIV:= activity coded in previous iteration

^CACTIV:= activity coded in current iteration

^ACTIVITY:= response from Wrk1a

IF Wrk1a = FullT or PartT, THEN ^WHENSTART:= You also said that you started work in {response from Wrk7}{response from Wrk6}. PRESS 'ENTER' TO CONFIRM START YEAR IS CORRECT. IF NOT CORRECT, TYPE IN CORRECT YEAR.

IF Wrk1a <> FullT or PartT, THEN ^WHENSTART:= How long have you been ^ACTIVITY? When did it start? FIRST ENTER THE YEAR.

if first iteration of table:

^ALREADY:= (OR IF IT IS ALREADY INSERTED, PRESS <ENTER> TO CONFIRM)

^DISPYR:= PRESS <ENTER> TO CONTINUE

^DISPMO:= PRESS <ENTER> TO CONTINUE

Else if second or subsequent iteration of table:

^ALREADY:=

^DISPYR:= FIRST ENTER THE YEAR...

^DISPMO:= ...NOW ENTER THE MONTH

OVERVIEW OF WORK HISTORY TABLE: note that entries in parentheses are automatically displayed, from a previous answer

	Activity	Short label	Activity start year	Activity start month	end year	end month	if activity = work, extra Qs
1.	(=current activity)		(if=work, auto disp)	(if=work, auto disp)	(=2007)	(=month of wave 9 interv)	(skipped for first iteration)
2.			(= end year from 1)	(= end month from 1.)			
3. etc			(= end year from 2.)	(= end month from 2.)			

FIRST ITERATION

Wrksta is automatic, DISPLAY ONLY at the first iteration: the program copies this data into the Work Activity area, for completeness and ease of analysis.

Wrksta[1]

INTERVIEWER: DISPLAY OF CURRENT ACTIVITY, PRESS <ENTER> TO CONTINUE :

- 1 Working 16 or more hours per week
- 2 Working fewer than 16 hours per week
- 3 Unemployed and seeking work
- 4 On a training scheme,

- 5 Full time education/at school
- 6 Sick/disabled (up to 6 months)
- 7 Sick/disabled (6 months or longer)
- 8 Looking after the home or family
- 9 Caring for a sick, elderly or disabled person
- 10 Retired,
- 11 Other

Display of the 'WORK STATUS' LABEL from above question or

Wrklab[1]

ENTER (SHORT) DESCRIPTION OF 'OTHER' ACTIVITY.

{If currently in work: Work1a = 1 or 2}

Wrksyr[1]

I'd now like you to think about what you have been doing over the last year or so, back to [date of last interview/2007]. Earlier you said that last week you were ^ACTIVITY.[How long have you been ^ACTIVITY? When did it start? / You also said that you started work in month/year.].
(ENTER YEAR)

HELP SCREEN: Each job recorded should be with a different employer. If the respondent moves to a different job within the same organisation this counts as the same job unless they change from working up to 16 hours to 16 hours or more hours, or vice-versa.

INTERVIEWER: CHECK THAT RESPONDENT HAS BEEN DOING THIS CONTINUOUSLY SINCE THEN AND THAT THERE WAS NO TIME IN BETWEEN WHEN THE SITUATION CHANGED.

Range = 1940..2050

Wrksmo[1]

INTERVIEWER: ENTER MONTH RESPONDENT STARTED BEING ^CACTIV. ^ALREADY

Range = 1..12

Wrkfyr[1]

ASK OR CODE: When did that period of being ^CACTIV stop?

Range = 1940..2050

Wrkfmo[1]

ENTER MONTH RESPONDENT STOPPED BEING ^CACTIV.

Range = 1..12

SECOND AND SUBSEQUENT ITERATIONS

Wrksta[2+]

What were you doing immediately before this period when you were ^PACTIV?

READ OUT...CODE FIRST TO APPLY

- 1 Working 16 or more hours
- 2 Working fewer than 16 hours
- 3 Unemployed and seeking work
- 4 On a training scheme,
- 5 Full time education/at school
- 6 Sick/disabled (up to 6 months)
- 7 Sick/disabled (6 months or longer)
- 8 Looking after the home or family
- 9 Caring for a sick, elderly or disabled person
- 10 Retired
- 11 Other

Wrklab[2+]

[DISPLAY WORK STATUS LABEL FROM PREVIOUS QUESTION]

If other: Wrksta = 11

ENTER (SHORT) DESCRIPTION OF 'OTHER' ACTIVITY

Wrksyr[2+]

When did you start that period of being ^CACTIV?

FIRST ENTER THE YEAR.

INTERVIEWER: CHECK THAT RESPONDENT HAS BEEN DOING THIS CONTINUOUSLY SINCE THEN AND THAT THERE WAS NO TIME IN BETWEEN WHEN THE SITUATION CHANGED.

Range = 1940..2050

Wrksmo[2+]

INTERVIEWER: ENTER MONTH RESPONDENT STARTED BEING ^CACTIV

Range = 1..12

Wrkfyr[2+]

And can I check, that period of being ^CACTIV *stopped* in...

READ THE YEAR, PRESS <ENTER> TO CONFIRM?

Range = 1940..2050

Wrkfmo[2+]

MONTH RESPONDENT STOPPED BEING ^PACTIV.

PRESS <ENTER> TO CONFIRM:

Range = 1..12

NEXT SEQUENCE IS SKIPPED FOR ITERATION 1, ONLY COMING UP FOR 2+, IF ACTIVITY = WORK

{If Wrksta[2+] = 1 or 2}

Wrkemp[2+]

Were you working as an employee or were you self employed?

- 1 Employee
- 2 Self-employed
- 3 Government scheme
- 4 Unpaid family worker

Wrkhrs[2+]

About how many hours a week did you usually work in this job, excluding meal breaks but including any paid overtime?

INTERVIEWER: ROUND TO THE NEAREST HOUR

IF NO FIXED HOURS, ENTER 997

Range = 1..997

Wrkpay[2+]

What was your usual *take home* pay in this job?

IF NO USUAL PAY, ENTER AMOUNT RECEIVED IN LAST WAGES.

ESTIMATE OK

Range = 1..999999.00

{If Wrkpay = 1..999999}

Wrkppd[2+]

What period of time did that pay cover?

- 1 One week
- 2 Two weeks
- 3 Three weeks
- 4 Four weeks
- 5 Calendar month
- 7 Two Calendar months
- 8 Eight times a year
- 9 Nine times a year
- 10 Ten times a year
- 13 Three months/13 weeks
- 26 Six months/26 weeks
- 52 One Year/12 months/52 weeks
- 90 Less than one week
- 95 One off/lump sum
- 97 None of these (EXPLAIN IN A NOTE)

{If Wkrsta = Unemployed or Looking after Family}

WrkIS[2+]

Were you receiving Income Support or Jobseeker's Allowance (JSA) at that time? IF YES: Income Support or Jobseeker's Allowance?

- 1 Yes, Income Support
- 2 Yes, JSA
- 3 Both
- 4 No, neither

END OF TABLE.

{REPEAT Wrksta - Wrksig UNTIL START DATE OF ACTIVITY IS APRIL 2007 / DATE OF LAST INTERVIEW OR EARLIER.}

WORK HISTORY CHECKS:

Hard: dates at Wrksyr and Wrkfyr must be after respondent's year of birth, else display: THIS IS BEFORE THE RESPONDENT WAS BORN. PLEASE AMEND.

Soft: dates at Wrksyr and Wrkfyr should be after respondent's 15th birthday, else display: ARE YOU SURE? THE RESPONDENT WAS VERY YOUNG.

Hard: start dates and end dates must be on or before the date of interview, else display: THIS DATE IS IN THE FUTURE. PLEASE AMEND.

Hard: end date must be after start date, else display: THE END DATE IS BEFORE THE START DATE. PLEASE AMEND.

Soft: two consecutive activities should not have the same activity code at Wrksta, unless they are FullT or PartT, else display: THIS IS THE SAME ACTIVITY CODE AS THE PREVIOUS ACTIVITY. PLEASE AMEND OR EXPLAIN IN A NOTE.

Hard: the start date of activity [n] must be before the start date of activity [n-1], else display: THE PREVIOUS START DATE IS BEFORE THIS ONE. PLEASE AMEND.

Soft: if the start date of one activity is not immediately after the end date of the previous activity, display: THERE IS A GAP OR OVERLAP BETWEEN SPELL {^n} AND THE SPELL ABOVE. THIS ACTIVITY FINISHES ON ^DATE BUT THE ACTIVITY ABOVE STARTS ON ^DATE. PLEASE CHANGE. IF YOU SUPPRESS THIS WARNING YOU MUST EXPLAIN IN A NOTE.

{If lone parent now, if working now, started work since October 1999, and immediately prior spell was receiving IS or JSA}

LPBR1

Some lone parents who leave Income Support or JSA and move into work may keep their Income Support or JSA payments for two weeks. Were you aware of this?

- 1 Yes
- 2 No

{If LPBR=Yes}

LPBR2

How did you hear about this scheme?

- 1 Jobcentre / Jobcentre Plus / Benefits Office
- 2 Citizen's Advice Bureau
- 3 Welfare Rights worker
- 4 Work colleagues
- 5 Friends
- 6 Advertisement
- 7 Other

{If LPBR=Yes}

LPBR3

Have you [ever] benefited from this scheme yourself [since [date of last interview]]?

- 1 Yes
- 2 No

{LPBR3=Yes}

LPBR4

If you had not received the Benefit Run-on would you ... READ OUT ...

- 1 ... have not been able to move into work,
- 2 ... have moved into work, but found it more difficult to manage financially, or
- 3 ... have moved into work and not had any financial difficulties doing so?

{The following is asked of PARTNERS ONLY}

{All not currently receiving WTC in pay: Wrk17a ne yes (Taken from the main respondent's answers)}

pFC1a

There is a payment available to help parents who work more than 16 hours a week. Do you know the name of this payment?

IF 'YES' ASK: What is it called?

DO NOT READ OUT.

- 1 Family Credit
- 2 FIS
- 3 Working Tax Credit
- 4 Child Tax Credit
- 5 Income Support/MIG/Pension
- 6 Family Allowances
- 7 Working Families Tax Credit
- 8 Don't know
- 9 Other name (SPECIFY AT NEXT QUESTION)

11. Childcare

{If any children aged 0 – 16 in household}

Cintro

SHOW CARD G4

The next section is about childcare that you may use to look after your child(ren). We are interested in all the different types of childcare shown on this card. By 'childcare' I mean care carried out by anyone **other** than yourself [or your partner]. Please include all types of childcare and early years education that you ever use.

Looking at this card do you use any of these types of childcare for [your child/any of your children/your children]?

INTERVIEWER: ALLOW THE RESPONDENT TIME TO READ THROUGH THE WHOLE CARD BEFORE ANSWERING

- 1 Yes
- 2 No - cared for by respondent or respondent and partner

{If Cintro=No and respondent is working}

CcNNe

Can I just check what arrangements do you use to look after [your children/your child] when you are working?

CODE ALL THAT APPLY

- 1 Looked after by husband/wife/partner
- 2 Old enough to look after themselves
- 3 I only work during school hours
- 4 I work at home
- 5 Other type of arrangement

EMPLOYER-PROVIDED CHILDCARE – QUESTIONS AT OVERALL LEVEL

{If cintro = Yes & (working = Worknow AND WrkStat = emp) If respondent or partner currently working as an employee}

Ech1

First, can I just check does [your employer/ your employer or your partner's employer] provide childcare of any kind or offer you help to pay for the cost of your childcare, even if you do not make use of it?

INCLUDE PAYMENTS FOR CHILDCARE. INCLUDE ANY ON-SITE FRANCHISES:

- 1 Yes
- 2 No

{If Ech1=Yes}

Ech3

Do you make use of this childcare or help?

- 1 Yes
- 2 No

TABLE FOR EACH CHILD IN THE HOUSEHOLD

{If Cintro=Yes}

Wrkch1a

Do you use the same childcare arrangements for looking after [name of child] during school term-time and in school holidays?

INTERVIEWER: IF USE MORE THAN ONE ARRANGEMENT/PROVIDER, ALL MUST BE THE SAME IN SCHOOL TIME AND HOLIDAYS TO CODE YES

- 1 Yes
- 2 No

{If Wrkch1a =yes }

Wrkch1c

Are the number of hours per week used to look after [name of child] the same during school term-time and in school holidays (for each childcare provider)?

INTERVIEWER: IF NUMBER OF HOURS NOT THE SAME: Do you use more hours of childcare during school term-time or less hours during school term-time?

- 1 No - Use more hours during school term-time
- 2 No - Use less hours during school term-time
- 3 Yes

[If use different childcare or different number of hours in school term time and school holidays, then first ask about childcare in school term time (If Wrkch1a=No or Wrkch1c = 1 or 2)

If use the same childcare and same number of hours of childcare in school term time and school holidays then just ask once about usual arrangements (If Wrkch1a= Yes and Wrkch1c=Yes)]
{If Cintro=Yes}

Wrkch2a^

SHOW CARD G4

If Wrkch1a=No or Wrkch1c = 1 or 2 [First, thinking about during school term-time. What] are your usual arrangements for looking after [name of child]?

If Wrkch1a= Yes and Wrkch1c=Yes [What] are your usual arrangements for looking after [name of child]?

INTERVIEWER: WE ARE INTRESTED IN ALL CHILDCARE USED WHETHER IT IS REGULAR OR OCCASIONAL, FORMAL OR INFORMAL.

- 0 No types of childcare or nursery education used
- 1 Nursery school or nursery class
- 2 Special day school or nursery or unit for children with special educational needs
- 3 Day nursery or crèche
- 4 Playgroup or pre-school [including welsh medium]
- 5 Childminder
- 6 Nanny or au pair or childcarer in the home
- 7 Baby-sitter who came to home
- 8 Breakfast club or After school club, on school/nursery school site
- 9 Breakfast club or After school club, not on school/nursery school site
- 10 Holiday club/scheme
- 11 My ex-husband/wife/partner / the child's non resident parent
- 12 The child's grandparent(s)
- 13 The child's older brother/sister
- 14 Another relative
- 15 A friend or neighbour
- 16 Other nursery education provider
- 17 Other childcare provider

{IF Wrkch2a = more than three types of arrangements}

Wrkch2^

SHOW CARD G4

And of these childcare arrangements, which **three** do you use the most?

CODE UP TO THREE RESPONSES.

- 0 No types of childcare or nursery education used
- 1 Nursery school or nursery class
- 2 Special day school or nursery or unit for children with special educational needs
- 3 Day nursery or crèche
- 4 Playgroup or pre-school [including welsh medium]
- 5 Childminder
- 6 Nanny or au pair or childcarer in the home
- 7 Baby-sitter who came to home
- 8 Breakfast club or After school club, on school/nursery school site
- 9 Breakfast club or After school club, not on school/nursery school site
- 10 Holiday club/scheme
- 11 My ex-husband/wife/partner / the child's non resident parent
- 12 The child's grandparent(s)

- 13 The child's older brother/sister
- 14 Another relative
- 15 A friend or neighbour
- 16 Other nursery education provider
- 17 Other childcare provider

RESPONDENT'S USE OF CHILDCARE DURING SCHOOL TERM-TIME

TABLE FOR EACH CHILD AND EACH TYPE OF CHILDCARE USED (If Wrkch2 = Nursery school-friend/neighbour)

{If Wrkch2 =Nanny/Au Pair/ childcarer in the home}

HcarerA

Does the Nanny/Au Pair/ childcarer in the home who looks after [name of child] live in your home?

- 1 Yes
- 2 No

{If Wrkch2 =Nanny/Au Pair/childcarer}

HcarerB

Is the Nanny/Au Pair /childcarer who looks after [name of child] registered or approved?

PROBE IF UNSURE: Do you know if they have a letter confirming that they are approved? IF SO, CODE YES.

HELP SCREEN:

This means the child carer is registered by Ofsted to care for children under 8 years old in the home of the child's parents or approved under the childcare approval scheme in England/equivalent in Scotland and Wales. Being approved is **not** the same as being 'registered' child carer.

- 1 Yes
- 2 No

{If Wrkch2= childminder/child's grandparent(s)/other relative/neighbour or friend }

CmndA

If Wrkch2 =grandparent/other relative/friend or neighbour [Sometimes friends or relatives can also be registered childminders,]

Is the [childminder/child's grandparent(s)/other relative/neighbour or friend] who looks after [name of child] a registered childminder?

- 1 Yes
- 2 No

{For each type of childcare: Wrkch2= Nursery school-friend/neighbour}

Wrkch3

How many hours per week does [name of child] usually spend being looked after by ... [type of childcare mentioned at Wrkch2] ... during school term-time?

INTERVIEWER ADD IF NECESSARY: If you are unsure, please give an estimate.

INTERVIEWER: IF ONLY USE OCCASIONALLY (EG ONCE A MONTH) ENTER 0

Range = 0..168

{If respondent is working}

Wrkch3a

When [name of child] is being looked after by [type of childcare mentioned at Wrkch2] are you at work, including travel to and from work, for ...READ OUT...

- 1 ...all of that time,
- 2 some of that time,
- 3 or none of that time?

{For each type of childcare: Wrkch2= Nursery school-friend/neighbour}

Wrkch4 (Wrk52)

Do you usually have to pay for [type of childcare mentioned at Wrkch2] during school term-time?

INTERVIEWER: PAYMENT REFERS TO A MONETARY AMOUNT.

- 1 Yes
- 2 No

{If Wkch4=yes}

Wrkch5 (Wrk54)

How much do you pay for ... [type of childcare mentioned at Wrkch2] ... for [name of child] during school term-time? [Do not include vouchers, money or bills paid for by your/your partner's employer'].

INTERVIEWER: ENTER POUNDS AND PENCE

IF AMOUNT PAID COVERS ALL CHILDREN RECORD AMOUNT AT FIRST CHILD AND CODE 9997 FOR ALL SUBSEQUENT CHILDREN

Range = 0.01..9997.00

{If Wrkch5 = 1.. 9996.99}

Wrkch6

What period of time does that cover?

- 1 Hour
- 2 Half day (session)
- 3 Day
- 4 Week
- 5 Calendar month
- 6 Term,
- 7 Year,
- 8 One-off cost / lump-sum
- 9 None of these (Explain in note)

Soft Check:

IF Amount per hour or day > £1,000

INTERVIEWER: THIS AMOUNT SEEMS QUITE HIGH. PLEASE CHECK FIGURE WITH RESPONDENT

{If Wkch4=yes}

Wrkch6a

At any time in the past year, that is since [month of current interview] [year of current interview-1], have the rates charged by ... [type of childcare mentioned at Wrkch2] ... for [name of child] increased or decreased at all?

- 1 increased
- 2 decreased
- 3 (spontaneous) stayed the same

{If Wkch6a=increased or decreased}

Wrk6b

When the charges [increased/decreased] did this affect the number of hours that you used ... [type of childcare mentioned at Wrkch2] ... for [name of child]?

INTERVIEWER: IF YES PROBE: Did the hours increase or decrease?

- 1 yes, number of hours increased
- 2 yes, number of hours decreased
- 3 no

{If doesn't pay for childcare (Wrkch4 = No)}

Wrkch4a^

SHOW CARD G5

Do you do any of the things on this card to repay ... [type of childcare mentioned at Wrkch2] ... for looking after [name of child] during school term-time?

- 1 Look(ed) after his/her child(ren) in return
- 2 Do(Did) him/her a favour
- 3 Give(Gave) him/her a gift or treat
- 4 Something else
- 5 None of these

{If uses employer's childcare/help (Ech3=yes) ask for each type of childcare nursery school – Holiday club/scheme}

Ir1

Does [your employer/ your employer or your partner's employer] provide or help you pay for ...[type of childcare mentioned at Wrkch2] ... for [name of child] during school term-time?

INCLUDE CHILDCARE PLACES, VOUCHERS, PAYMENTS, SALARY SACRIFICES.

- 1 Yes
- 2 No

{If Ir1=Yes}

Ir6

How much does [your employer/ your employer or your partner's employer] pay for ...[type of childcare mentioned at Wrkch2] for [name of child] ...during school term-time?

INTERVIEWER: ENTER POUNDS AND PENCE

IF AMOUNT PAID BY EMPLOYER COVERS ALL CHILDREN RECORD AMOUNT AT FIRST CHILD AND CODE 9997 FOR ALL SUBSEQUENT CHILDREN

EMPLOYER CONTRIBUTION MAY BE VOUCHERS, MONEY, REDUCED CHARGES OR PAID BILLS, SALARY SACRIFICE.

Range = 0.01..9997.00

{If IR6 = 1 .. 9996.99 }

IR7

What period of time does that cover?

- 1 Hour,
- 2 Half day (session)
- 3 Day
- 4 Week
- 5 Calendar month
- 6 Term
- 7 Year
- 8 One-off cost / lump-sum
- 9 None of these (Explain in note)

{If employer provided (Ir1= yes) AND childcare type is day nursery }

Ir3

Is the day nursery or crèche that you use for [name of child] provided on the employer's own premises?

- 1 Yes
- 2 No

END TABLE (childcare arrangement)

END TABLE (each child)

RESPONDENT'S USE OF CHILDCARE DURING SCHOOL HOLIDAYS

TABLE for each child whose childcare arrangements differ between school term-time and holidays

{IF Use childcare (Cintro=Yes) AND

have same childcare provider, but different hours (Wrkch1a=Yes and Wrkch1c=1 or 2)

OR IF Has different childcare provider in School holidays (Wrkch1a=No)}

Hollnt

You said earlier that you had different arrangements for looking after [name of child] in school term-time and school holidays. The next questions are about what happens in school holidays.

{If has different childcare provider in School holidays (Wrkch1a=No)}

Wrkch7a^ (Wrk51)

SHOW CARD G6

What are your usual arrangements for looking after [name of child] during the school holidays?:

CODE ALL THAT APPLY

INTERVIEWER: WE ARE INTERESTED IN ALL CHILDCARE USED WHETHER IT IS REGULAR OR OCCASIONAL, FORMAL OR INFORMAL.

- 0 No types of childcare or nursery education used
- 1 Nursery school or nursery class
- 2 Special day school or nursery or unit for children with special educational needs
- 3 Day nursery or crèche
- 4 Playgroup or pre-school [including welsh medium]
- 5 Childminder
- 6 Nanny or au pair or childcarer in the home
- 7 Baby-sitter who came to home
- 8 Breakfast club or After school club, on school/nursery school site
- 9 Breakfast club or After school club, not on school/nursery school site
- 10 Holiday club/scheme
- 11 My ex-husband/wife/partner / the child's non resident parent
- 12 The child's grandparent(s)
- 13 The child's older brother/sister
- 14 Another relative
- 15 A friend or neighbour
- 16 Other nursery education provider
- 17 Other childcare provider

{If Wrkch7a = more than three types of arrangements}

Wrkch7^

SHOW CARD G6

And of these childcare arrangements, which **three** do you use the most?

CODE UP TO THREE RESPONSES.

INTERVIEWER: WE ARE INTERESTED IN ALL CHILDCARE USED WHETHER IT IS REGULAR OR OCCASIONAL, FORMAL OR INFORMAL.

- 1 Nursery school or nursery class
- 2 Special day school or nursery or unit for children with special educational needs
- 3 Day nursery or crèche
- 4 Playgroup or pre-school [including welsh medium]
- 5 Childminder
- 6 Nanny or au pair or childcarer in the home
- 7 Baby-sitter who came to home
- 8 Breakfast club or After school club, on school/nursery school site
- 9 Breakfast club or After school club, not on school/nursery school site
- 10 Holiday club/scheme
- 11 My ex-husband/wife/partner / the child's other non resident parent
- 12 The child's grandparent(s)
- 13 The child's older brother/sister
- 14 Another relative
- 15 A friend or neighbour
- 16 Other nursery education provider
- 17 Other childcare provider

{If Wrkch7 = Nanny/Au pair/childcarer in the home and WrkCh2= Nanny/Au pair/childcarer in the home}

HcareS

INTERVIEWER CODE OR ASK: Is the nanny/au pair/childcarer in the home who looks after [name of child] the same person that you use during term time?:

- 1 Yes
- 2 No

*{If not the same Nanny/au pair in school holidays or if only use Nanny/au pair in school holidays
If Wrkch7 = Nanny/Au pair/childcarer in the home and WrkCh2= Nanny/Au pair and HcareS=No or If
Wrkch7 = Nanny/Au pair/childcarer in the home and WrkCh2not equal to Nanny/Au pair/ }*

HcarerAA

Does the Nanny/Au Pair/ childcarer who looks after [name of child] live in your home?

- 1 Yes
- 2 No

HcarerBB

Is the Nanny/Au Pair/ childcarer who looks after [name of child] registered or approved?

PROBE IF UNSURE: Do you know if they have a letter confirming that they are approved? IF SO, CODE YES.

HELP SCREEN: This means the childcarer is approved by Ofsted to care for children under 8 years old in the home of the child's parents or approved under the childcare approval scheme in England/equivalent in Scotland and Wales.. Being approved is **not** the same as being 'registered' childcare.

- 1 Yes
- 2 No

CmndB

Is the childminder who looks after [name of child] the same person as that used during term time?

- 1 Yes
- 2 No

CmndC

Is the childminder who looks after [name of child] a registered childminder?

- 1 Yes
- 2 No

*{For each type of childcare: Wrkch7= Nursery school-friend/ neighbour
OR If has same childcare provider in School holidays (Wrkch1a=Yes but the hours are different
Wrkch1c=1 or 2)}*

Wrkch8

How many hours per week does [name of child] usually spend being looked after by ...[type of childcare mentioned at Wrkch7]... during the school holidays?

INTERVIEWER ADD IF NECESSARY: If you are unsure, please give an estimate

INTERVIEWER: IF ONLY USE OCCASIONALLY (EG ONCE A MONTH) ENTER 0.

Range = 0..168

[If respondent is working]

Wrkch8a

When [name of child] is being looked after by [type of childcare mentioned at Wrkch2] are you at work, including travel to and from work, for ...READ OUT...

- 1 ...all of that time,
- 2 some of that time,
- 3 or none of that time?

{For each type of childcare: Wrkch7= Nursery school-friend/neighbour}

Wrkch9 (Wrk53)

Do you usually have to pay for [type of childcare mentioned at Wrkch7] during the school holidays?

INTERVIEWER: PAYMENT REFERS TO A MONETARY AMOUNT.

- 1 Yes
- 2 No

{If Wrkch9=yes}

Wrkch10 {Wrk55}

How much do you pay for ... [type of childcare mentioned at Wrkch7]... for [name of child] during the school holidays. [Do not include vouchers, money or bills paid for by your/your partner's employer?]

INTERVIEWER: ENTER POUNDS AND PENCE

IF AMOUNT PAID COVERS ALL CHILDREN RECORD AMOUNT AT FIRST CHILD AND CODE 9997 FOR ALL SUBSEQUENT CHILDREN

Range = 0.01..9997.00

{If pays in 1.. 9996.99}

Wrkch11

What period does that cover?

- 1 Hour
- 2 Half day (session)
- 3 Day
- 4 Week
- 5 Calendar month
- 6 Term
- 7 Year
- 8 One-off cost / lump-sum
- 9 None of these (Explain in note)

Soft Check:

IF Amount per hour or day > £1,000

INTERVIEWER: THIS AMOUNT SEEMS QUITE HIGH. PLEASE CHECK FIGURE WITH RESPONDENT

{If doesn't pay for child care Wrkch9 = No}

Wrkch9a^

SHOW CARD G7

Do you do any of the things on this card to repay ... [type of childcare mentioned at Wrkch7] for looking after [name of child] during the school holidays?

- 1 Look(ed) after his/her child(ren) in return
- 2 Do(Did) him/her a favour
- 3 Give(Gave) him/her a gift or treat
- 4 Something else
- 5 None of these

{If uses employer's childcare (Ech3=yes), ask for each type of childcare Wrkch7= Nursery school-Holiday club/scheme}

Ir11

Does [your employer] provide or help pay for ... [type of childcare mentioned at Wrkch7]... for [name of child] during the school holidays?

INCLUDE CHILDCARE PLACES, VOUCHERS, PAYMENTS, SALARY SACRIFICES.

- 1 Yes
- 2 No

{If Ir11=Yes}

Ir66

How much does your employer pay for ...[type of childcare mentioned at Wrkch7] ... for [name of child] (during the school holidays)?

INTERVIEWER: ENTER POUNDS AND PENCE

IF AMOUNT PAID BY EMPLOYER COVERS ALL CHILDREN RECORD AMOUNT AT FIRST CHILD AND CODE 9997 FOR ALL SUBSEQUENT CHILDREN

EMPLOYER CONTRIBUTION MAY BE VOUCHERS, MONEY, REDUCED CHARGES OR PAID BILLS, SALARY SACRIFICES.

Range = 0.01..9997.00

{If Ir66 = 1 .. 9996.99}

IR77

What period of time does that cover?

- 1 Hour
- 2 Half day (session)
- 3 Day
- 4 Week
- 5 Calendar month
- 6 Term
- 7 Year
- 8 One-off cost / lump-sum
- 9 None of these (Explain in note)

{If employer provided (Ir11= yes) and childcare type is day nursery }

Ir33

Is the day nursery or crèche that you use for [name of child] provided on the employer's own premises?

- 1 Yes
- 2 No

END TABLE (childcare arrangement)

END TABLE (for each child whose childcare arrangements differ between school term-time and holidays)

**EMPLOYER PROVIDED CHILDCARE AND UPFRONT PAYEMENTS
QUESTIONS AT OVERALL LEVEL**

Asked at family level if respondent uses employer provided childcare

{If employer provided childcare Ech3= Yes and (Ir1= Yes) or (Ir11=Yes)}

Ir4^

SHOW CARD G8

How does [your employer/ your employer or your partner's employer] provide or help pay for the childcare that you use?

CODE ALL THAT APPLY

- 1 Free places
- 2 Places at normal rates
- 3 Vouchers
- 4 Provides money to meet expenses
- 5 Pays the bills
- 5 [spontaneous code] Other way

{If employer pays for childcare in full/part (IR4 =Free places to Other)}

IR5

In return for [your employer/ your employer or your partner's employer]'s help do [you/you or your partner] have a reduced salary?

- 1 Yes

2 No

{Ask all}

lr2^

SHOW CARD G9

Thinking of all the childcare that you use, what were your reasons for choosing [this/these] type[s] of childcare?

CODE ALL THAT APPLY

- 1 Quality of provision
- 2 Location
- 3 Availability
- 4 Cost
- 5 Other (SPECIFY)

{If lr2=Other}

lr2o

PLEASE SPECIFY

*{If uses any formal childcare for any child either in term time or school holidays
(Wrkch2 = 1, 2, 3, 4, 5, 6, 8, 9 or 10 OR Wrkch7 = 1, 2, 3, 4, 5, 6, 8, 9 or 10)}*

CCAdv

Did you have to make an up front payment, such as a deposit or a registration fee, for any of the childcare that you use?

- 1 Yes
- 2 No

{If CCAdv=Yes}

CCEas

How easy or difficult did you find it to meet the cost of this up front payment?

INTERVIEWER: IF EASY, Was this easy or very easy?

IF DIFFICULT, Was this difficult or very difficult?":

- 1 Very Easy
- 2 Easy
- 3 Neither easy nor difficult
- 4 Difficult
- 5 Very Difficult

{If respondent and/or partner is working}

CCchg

Thinking just about during the school holidays, do [you/you and your partner/your partner] change your working arrangements?

- 1 Yes
- 2 No

{If CcHg=Yes}

CCHow^

SHOW CARD G10

How do [your/you and your partner's/your partner's] work arrangements change?

CODE ALL THAT APPLY

- 1 I take leave/do not work
- 2 I take time off in lieu
- 3 I work fewer hours
- 4 I work more hours
- 5 I work at home
- 6 My partner takes leave/does not work
- 7 My partner takes time off in lieu
- 8 My partner works fewer hours
- 9 My partner works more hours

- 10 My partner works at home
- 11 Other change in working arrangement

KidsDep

COMPUTED VARIABLE: If any dependent children aged 0-16 in the household.

- 1 Yes
- 2 No

{All with dependent children aged 0-16 KidsDep=Yes}

Sources ^

SHOW CARD G11

In the last 12 months, that is since [date, one year ago], from which, if any, of these people or places have you obtained information about childcare in your local area?

By 'your local area' I mean any places that are near enough for you to be able to use them on a regular basis, regardless of whether or not you have used them.

PROBE: Which others?

- 1 Word of mouth (e.g. friends or relatives)
- 2 Children's information services (e.g. local authority/local council)
- 3 ChildcareLink (the national helpline and web site)
- 4 National organisation(s) (e.g. Kids' Club Network, Citizen's Advice Bureau)
- 5 Employment Service or Jobcentre adviser
- 6 Your employer
- 7 Local advertising (e.g. in shop windows, local newspaper)
- 8 Yellow Pages
- 9 Doctor's surgery
- 10 Health visitor
- 11 Local community centre
- 12 Local library
- 13 Internet
- 14 Other - please specify
- 15 None of these
- 16 *Child's school*
- 17 *Parent & toddler group/playgroup*
- 18 *Other professional (e.g. social worker, family support worker)*
- 19 *Leaflets, flyers through the door*
- 20 *Other specific answer, not codeable to 1-20*
- 97 *Other vague answer, not codeable to 1-21*

{If Sources = Other}

OthSourc

INTERVIEWER: Enter details of other source(s) of information.

Info2

Would you say that the amount of information which is available to you about childcare in your local area is about right, too much or too little?

- 1 About right
- 2 Too much
- 3 Too little

IntOver

The next few questions are about what you **think** about childcare in your local area irrespective of whether you use any.

CCPlaces

SHOW CARD G12 (list of different childcare providers)

Please think about the overall number of places at childcare providers in your local area, that is places at the types of provider shown on this card. Currently, would you say that there are too many places, about the right number or not enough?

INTERVIEWER: Use 'Don't Know' if respondent can't say.

- 1 Too many
- 2 About the right number
- 3 Not enough

CCQual

SHOW CARD G13

And thinking about the overall quality of childcare provided in your local area, how good would you say this is? Please choose a response from this card.

INTERVIEWER: Use 'Don't Know' if respondent can't say.

- 1 Very good
- 2 Fairly good
- 3 Neither good nor poor
- 4 Fairly poor
- 5 Very poor

CCcost

SHOW CARD G14

And thinking about the overall affordability of childcare provided in your local area, for a family like yours how good would you say this is? Please choose a response from this card.

- 1 Very affordable
- 2 Fairly affordable
- 3 Not at all affordable

12. Attitudes self completion

*{If not working, not including retired (empstat=3, 4, 5,6,7, 8, 9)
OR Panel cases returned to work since last interview leave (empstat=1 or 2 AND fempsta¹=3, 4, 5,6,7, 8, 9) AND not on paid maternity (AND Wrk1d <>Paid))
AND age 60 or under (respage <=60)}*

AtIntro

ATTITUDES SELF COMPLETION

AtSC

The next set of questions are for you to answer yourself directly into the computer.

The questions are about your feelings concerning parenting, work and childcare.

They all ask you to choose one answer from those listed on the screen.

This is done by pressing the number next to the answer you want to give.

INTERVIEWER CODE: HAS THE RESPONDENT ACCEPTED THE SELF-COMPLETION?

- 1 Self-completion accepted
- 2 Completed by interviewer (Do not offer as option, only if requested)
- 3 Refused

{IF AttSc=2 OR 3}

AtRef^

INTERVIEWER PLEASE CODE REASONS WHY RESPONDENT REFUSED / WANTED
INTERVIEWER TO COMPLETE

- 1 Didn't like computer
- 2 Eyesight problems
- 3 Other disability
- 4 Objected to study
- 5 Worried about confidentiality
- 6 Problems reading/writing
- 7 Ran out of time
- 8 Language problems
- 9 Couldn't be bothered
- 10 Children present/tending to children
- 11 Other people present in room
- 12 Other

{IF AttSc=1}

AtGive

INTERVIEWER:

PRESS 1 AND ENTER, THEN HAND THE COMPUTER TO THE RESPONDENT

{IF AttSc=1 }

AtIns

Please choose your answer by pressing the number next to the answer you want to give and then press the large key with the red sticker the <enter> key to move on.

Please ask the interviewer if you want any help.

Now press 1 and THEN the key with the red sticker to continue.

{If AttSc=1 OR 2}

AttA

Being a parent is the most responsible job you can have

- 1 Strongly agree
- 2 Agree
- 3 Neither agree or disagree
- 4 Disagree
- 5 Strongly disagree
- 6 Don't know
- 7 Don't want to answer

¹ Fempsta is a feedforward variable of the respondent's employment status at the last interview.

AttB

If you live on Social Security Benefits, everyone looks down on you

- 1 Strongly agree
- 2 Agree
- 3 Neither agree or disagree
- 4 Disagree
- 5 Strongly disagree
- 6 Don't know
- 7 Don't want to answer

AttC

My [partner/ex-partner] thinks I should spend more time with the children

- 1 Strongly agree
- 2 Agree
- 3 Neither agree or disagree
- 4 Disagree
- 5 Strongly disagree
- 6 Does not apply to me
- 7 Don't know
- 8 Don't want to answer

AttD

Once you've got a job, it's important to hang on to it, even if you don't really like it

Strongly agree

- 1 Agree
- 2 Neither agree or disagree
- 3 Disagree
- 4 Strongly disagree
- 5 Don't know
- 6 Don't want to answer

AttE

Having almost any job is better than being unemployed

- 1 Strongly agree
- 2 Agree
- 3 Neither agree or disagree
- 4 Disagree
- 5 Strongly disagree
- 6 Don't know
- 7 Don't want to answer

AttF

Having a job is the best way for me to be an independent person

- 1 Strongly agree
- 2 Agree
- 3 Neither agree or disagree
- 4 Disagree
- 5 Strongly disagree
- 6 Don't know
- 7 Don't want to answer

AttG

If you work when your children are little you will miss out on seeing them grow and develop

- 1 Strongly agree
- 2 Agree
- 3 Neither agree or disagree
- 4 Disagree
- 5 Strongly disagree
- 6 Don't know
- 7 Don't want to answer

AttH

I have always thought I would work

- 1 Strongly agree
- 2 Agree
- 3 Neither agree or disagree
- 4 Disagree
- 5 Strongly disagree
- 6 Don't know
- 7 Don't want to answer

AttI

The government expects all lone parents to work

- 1 Strongly agree
- 2 Agree
- 3 Neither agree or disagree
- 4 Disagree
- 5 Strongly disagree
- 6 Don't know
- 7 Don't want to answer

AttJ

Working for pay is more fulfilling than looking after the home and family

- 1 Strongly agree
- 2 Agree
- 3 Neither agree or disagree
- 4 Disagree
- 5 Strongly disagree
- 6 Don't know
- 7 Don't want to answer

AttK

Most of my closest friends think mums should stay at home and look after their children

- 1 Strongly agree
- 2 Agree
- 3 Neither agree or disagree
- 4 Disagree
- 5 Strongly disagree
- 6 Don't know
- 7 Don't want to answer

AttL

A person must have a job to feel a full member of society

- 1 Strongly agree
- 2 Agree
- 3 Neither agree or disagree
- 4 Disagree
- 5 Strongly disagree
- 6 Don't know
- 7 Don't want to answer

AttM

It's not possible to put your children first and work

- 1 Strongly agree
- 2 Agree
- 3 Neither agree or disagree
- 4 Disagree
- 5 Strongly disagree
- 6 Don't know
- 7 Don't want to answer

AttN

My [partner/expartner] thinks I should work

- 1 Strongly agree
- 2 Agree
- 3 Neither agree or disagree
- 4 Disagree
- 5 Strongly disagree
- 6 Does not apply to me
- 7 Don't know
- 8 Don't want to answer

{If not working, not including retired (empstat=3, 4, 5, 6, 7, 8, 9)}

AttO

I might get a job one day but looking after my children is what I want to do now

- 1 Strongly agree
- 2 Agree
- 3 Neither agree or disagree
- 4 Disagree
- 5 Strongly disagree
- 6 Don't know
- 7 Don't want to answer

AttP

My job is to look after the home and family

- 1 Strongly agree
- 2 Agree
- 3 Neither agree or disagree
- 4 Disagree
- 5 Strongly disagree
- 6 Don't know
- 7 Don't want to answer

AttQ

I pay a lot of attention to what my parents think about how I bring up my children

- 1 Strongly agree
- 2 Agree
- 3 Neither agree or disagree
- 4 Disagree
- 5 Strongly disagree
- 6 Does not apply to me
- 7 Don't know
- 8 Don't want to answer

AttR

Children under 5 are happiest being looked after by their parents

- 1 Strongly agree
- 2 Agree
- 3 Neither agree or disagree
- 4 Disagree
- 5 Strongly disagree
- 6 Don't know
- 7 Don't want to answer

AttS

Children benefit from being looked after by other people

- 1 Strongly agree
- 2 Agree
- 3 Neither agree or disagree
- 4 Disagree
- 5 Strongly disagree
- 6 Don't know
- 7 Don't want to answer

AttT

My partner/expartner would not like it if I had a paid job

- 1 Strongly agree
- 2 Agree
- 3 Neither agree or disagree
- 4 Disagree
- 5 Strongly disagree
- 6 Does not apply to me
- 7 Don't know
- 8 Don't want to answer

AttU

My mother thinks I should spend more time with my children

- 1 Strongly agree
- 2 Agree
- 3 Neither agree or disagree
- 4 Disagree
- 5 Strongly disagree
- 6 Does not apply to me
- 7 Don't know
- 8 Don't want to answer

AttV

Working mums provide positive role models for their children

- 1 Strongly agree
- 2 Agree
- 3 Neither agree or disagree
- 4 Disagree
- 5 Strongly disagree
- 6 Don't know
- 7 Don't want to answer

AttW

Combining work and family brings more problems than benefits

- 1 Strongly agree
- 2 Agree
- 3 Neither agree or disagree
- 4 Disagree
- 5 Strongly disagree
- 6 Don't know
- 7 Don't want to answer

AttX

Working mothers have the best of both worlds

- 1 Strongly agree
- 2 Agree
- 3 Neither agree or disagree
- 4 Disagree
- 5 Strongly disagree

- 6 Don't know
- 7 Don't want to answer

AttY

A job is all right, but I really want to be with my children at home

- 1 Strongly agree
- 2 Agree
- 3 Neither agree or disagree
- 4 Disagree
- 5 Strongly disagree
- 6 Don't know
- 7 Don't want to answer

AttZ

It's always better if the parent can look after the child themselves

- 1 Strongly agree
- 2 Agree
- 3 Neither agree or disagree
- 4 Disagree
- 5 Strongly disagree
- 6 Don't know
- 7 Don't want to answer

AttAA

Stay-at-home mums are not valued by society

- 1 Strongly agree
- 2 Agree
- 3 Neither agree or disagree
- 4 Disagree
- 5 Strongly disagree
- 6 Don't know
- 7 Don't want to answer

AttBB

I always thought that if I had children I would stay at home and look after them

- 1 Strongly agree
- 2 Agree
- 3 Neither agree or disagree
- 4 Disagree
- 5 Strongly disagree
- 6 Don't know
- 7 Don't want to answer

AttCC

No one should ever feel badly about claiming social security benefits

- 1 Strongly agree
- 2 Agree
- 3 Neither agree or disagree
- 4 Disagree
- 5 Strongly disagree
- 6 Don't know
- 7 Don't want to answer

AttDD

I pay a lot of attention to what my ^attpart thinks about how I bring up my children

- 1 Strongly agree
- 2 Agree
- 3 Neither agree or disagree
- 4 Disagree
- 5 Strongly disagree

- 6 Does not apply to me
- 7 Don't know
- 8 Don't want to answer

AttEE

Children do best if their mum stays home to look after them

- 1 Strongly agree
- 2 Agree
- 3 Neither agree or disagree
- 4 Disagree
- 5 Strongly disagree
- 6 Don't know
- 7 Don't want to answer

AttFF

Most of my closest friends think mums should go out to work if they want to

- 1 Strongly agree
- 2 Agree
- 3 Neither agree or disagree
- 4 Disagree
- 5 Strongly disagree
- 6 Don't know
- 7 Don't want to answer

{If AttSc=1 }

AtThk

Thank you for answering those questions.

Please tell the interviewer you have finished now and they will carry on with the interview.

AtEnd

INTERVIEWER: ENTER YOUR INTERVIEWER NUMBER TO END THIS SECTION.

13. Future Plans

BwIntro

FUTURE PLANS

{If not working, not including retired (empstat=3, 4, 5,6,7, 8, 9)}

BwLike^

The next few questions are about your plans for the future.

SHOW CARD H1

Looking at this card, which, if any, of the things listed on this card would you **like** to happen to you over the next few years?

- 1 Stay at home and look after my children
- 2 [Settle down with a partner] ONLY APPLIES TO LONE PARENTS
- 3 Move home
- 4 Have another child
- 5 Go to college/ study
- 6 Do some voluntary work
- 7 Get a paid job/ become self-employed
- 8 None of these

BwWill^

SHOW CARD H1 AGAIN

And which, if any, of the things listed on this card do you think **will** happen to you over the next few years?

- 1 Stay at home and look after my children
- 2 [Settle down with a partner] ONLY APPLIES TO LONE PARENT
- 3 Move home
- 4 Have another child
- 5 Go to college/ study
- 6 Do some voluntary work
- 7 Get a paid job/ become self-employed
- 8 None of these

{If did not mention would like to work AND did not mention expected to return to work}

{If BwLike ne 7 AND BwWill ne 7}

BwThg

In the last 12 months have you thought about returning to work or going to work at all?

- 1 Yes
- 2 No

{If would like to work OR expect to return to work OR has thought about returning to work in last 12 months}

{If BwLike=7 OR BwWill=7 OR BwThg=Yes}

BwKnd

Have you thought about the kind of work that you might do?

- 1 Yes
- 2 No

{If BwKnd=Yes}

BwWnt

Have you thought about a particular job that you might want to do?

- 1 Yes
- 2 No

{If BwWnt=Yes}

BwTitle

What was the title of this job that you had thought about?

INTERVIEWER ENTER JOB TITLE :OPEN

{If BwWnt=No}

BwWrk

What kind of work have you thought about?

INTERVIEWER PROBE FOR DETAILS OF TYPE OF WORK THOUGHT ABOUT:OPEN

{If hasn't thought about work would like to do AND has worked before AND we know the title of the previous job}

{IF BwKnd = No AND Working = 2 OR pWorkin=2}

BwPWkA

You said earlier that you have had a job in the past, would you consider this type of work again in the next few years?

- 1 Yes
- 2 no

{If hasn't thought about work would like to do AND has worked before but we don't know the title of the previous job}

{IF BwKnd = No AND Working = 3 or 5 OR pWorkin= 3 or 5}

BwPWkB

You said earlier that you have had a job in the past, what was the title of this job?

INTERVIEWER ENTER JOB TITLE :OPEN

{IF BwPWkC=Response}

BwPWkC

Would you consider doing this type of work again in the next few years?

- 1 Yes
- 2 No

{If did not mention would like to work AND did not mention expected to return to work AND hasn't thought about returning to work in last 12 months}

{If BwLike ne 7 AND BwWill ne 7 AND If Bwthg=No}

BwPrtA^

SHOW CARD H2

Here are some things that people have said are priorities for them. Thinking about your own situation, which, if any of these things, are priorities for you over the next few years?

- 1 Staying at home and bringing up my children
- 2 Looking after a sick or disabled child
- 3 Looking after a sick, disabled or elderly family member or friend
- 4 Managing my own health condition/ disability
- 5 Managing my drug or alcohol problems
- 6 Emotionally coming to terms with the break up of my relationship
- 7 Sorting out financial issues resulting from the break up of my relationship
- 8 Sorting out custody/ access issues for my children
- 9 Building/maintaining a good relationship with my family
- 10 Getting somewhere permanent to live
- 11 Getting some (more) qualifications
- 12 Doing some voluntary work
- 13 Building my self-confidence
- 14 None of these

BwPrtB

Are there any other priorities for you over the next few years which are not mentioned on this card?

- 1 Yes
- 2 No

{If Bwprt2=Yes}

BwPrtC

What are these priorities?

PROBE FULLY :OPEN

BWType

DERIVED VARIABLE to identify respondent type

TypeA Expects/wants to return, Has Job in Mind

TypeB Expects/wants to return, No Job in Mind, Has worked before, Know job title

TypeC Expects/wants to return, No Job in Mind, Has worked before, Don't know job title

TypeD Expects/wants to return, No Job in Mind, Has never worked

TypeE Thought about working, Has job in mind

TypeF Thought about working, No Job in Mind, Has worked before, Know job title

TypeG Thought about working, No Job in Mind, Has worked before, Don't know job title

TypeH Thought about working, No Job in Mind, Has never worked

{IF Bwlike=7 or BwWill=7 and BwKnd=Yes THEN BWType=TypeA

IF Bwlike=7 OR BwWill=7 AND BwKnd=No AND Working = 2 OR pWorkin=2 THEN BwType=TypeB

IF Bwlike=Job OR BwWill=Job AND BwKnd=No AND Working = 3 or 5 OR pWorkin=3 or 5 THEN

BwType=TypeC

IF Bwlike=Job OR BwWill=Job AND BwKnd=No AND Working = 4 OR pWorkin=4 THEN

BwType=TypeD

IF Bwthg=Yes AND BwKnd=Yes THEN BwType=TypeE

IF Bwthg=Yes AND BwKnd=No AND Working = 2 OR Workin=2 THEN BwType=TypeF

IF Bwthg=Yes AND BwKnd=No AND Working = 3 or 5 OR pWorkin=3 or 5 THEN BwType=TypeG

IF Bwthg=Yes AND BwKnd=No AND Working = 4 OR pWorkin=4 THEN BwType=TypeH}

{ CARD SORT SECTION }

{If BwType=TypeA}

BwCSa

You mentioned that you [think it is likely that you will/ would like to] get a paid job or become self employed in the next few years. The next few questions are about the factors that may influence your decision about whether to go to work or not. In answering these questions I would like you to think about working [as a (title mentioned at BwTitle)/in (type of work mentioned at BwWrk)] .

{If BwType=TypeB OR If BwType=TypeC}

BwCSbc

You mentioned that you [think it is likely that you will/ would like to] get a paid job or become self employed in the next few years. The next few questions are about the factors that may influence your decision about whether to go back to work or not. In answering these questions I would like you to think about going back to do work as a [job title mentioned at Wrk9b or BwPWkb] now.

{If BwType=TypeD}

BwCSd

You mentioned that you [think it is likely that you will/ would like to] get a paid job or become self employed in the next few years. The next few questions are about the factors that may influence your decision about whether to work or not.

{If BwType=TypeE}

BwCSe

You mentioned that you have thought about going (back) to work in the last 12 months. The next few questions are about factors that may influence your decision about whether to go (back) to work or not. In answering these questions I would like you to think about working [as a (title mentioned at BwTitle)/in (type of work mentioned at BwWrk)] .

{If BwType=TypeF or if BwType=TypeG}

BwCSfg

You mentioned that you have thought about going back to work in the last 12 months. The next few questions are about the factors that may influence your decision about whether to go back to work or not. In answering these questions I would like you to think about going back to do work as a [job title mentioned at Wrk9b or BwPWkb] now.

{If BwType=TypeH}

BwCSh

You mentioned that you have thought about going back to work in the last 12 months. The next few questions are about the factors that may influence your decision about whether to work or not.

{All not working}

BwShA

INTRODUCE CARD PACK A

Each of these small cards has on it a factor that some [lone] parents have mentioned for not wanting or being able to do paid work.

Thinking about **your current situation**, please sort the cards into **big or smaller** factors and those that are **not** a factor in your not wanting to or being able to work at this time.

SHOW CARD H4

Place them under the headings on this larger card.

INTERVIEWER: ALLOW RESPONDENT TO MAKE CHANGES TO THE ALLOCATIONS.

BwCA

INTERVIEWER: WAS THE RESPONDENT ABLE TO COMPLETE THE CARD SORT?

- 1 Yes
- 2 No

{If BwCA=No}

BwRA^

INTERVIEWER PLEASE CODE REASONS WHY RESPONDENT DID NOT COMPLETE THE CARD SORT?

CODE ALL THAT APPLY

- 1 Problems reading/writing
- 2 Language problems
- 3 Problems understanding the task
- 4 Ran out of time
- 5 Couldn't be bothered
- 6 Children present/tending to children
- 7 Other – SPECIFY AT NEXT QUESTION

{F BwRA=Other}

BwRAO

ENTER OTHER REASON

BwNot^

INTERVIEWER: RECORD ALL STATEMENTS THAT ARE **NOT** A FACTOR AT THIS QUESTION

- 1 My child/children wouldn't like me to work
- 2 My parent/parents wouldn't like it if I worked
- 3 I would have problems with transport to and from work
- 4 There are few suitable job opportunities in the local area
- 5 I have difficulties due to my health condition or disability
- 6 My confidence is low at the moment
- 7 I want to look after my child/children myself or at home
- 8 I care for someone who has a health condition, disability or behavioural difficulties
- 9 I am worried I will not have enough time with my child/children
- 10 I haven't got the qualifications or experience to get the kind of job I would want
- 11 My husband/partner/ex-partner would not like it if I worked
- 12 I am not sure I would be financially better off in work
- 13 There isn't enough suitable, affordable childcare around here
- 14 I would need a job where I could take time off at short notice to look after my child/children
- 15 Employers aren't very family-friendly
- 16 My family or close friends are not able, or live too far away, to provide childcare

- 17 I am not prepared to leave my child/children in the care of anyone other than my family or close friends while I work
- 18 I am concerned about leaving the security of Benefits
- 19 I have personal or family troubles that need to be sorted out
- 20 There are no statements which are NOT a factor

BwSml^

INTERVIEWER: RECORD ALL STATEMENTS THAT ARE **SMALLER FACTORS** AT THIS QUESTION

[DISPLAYS ALL STATEMENTS NOT ALREADY CODED AT PREVIOUS QUESTION]

- 1 My child/children wouldn't like me to work
- 2 My parent/parents wouldn't like it if I worked
- 3 I would have problems with transport to and from work
- 4 There are few suitable job opportunities in the local area
- 5 I have difficulties due to my health condition or disability
- 6 My confidence is low at the moment
- 7 I want to look after my child/children myself or at home
- 8 I care for someone who has a health condition, disability or behavioural difficulties
- 9 I am worried I will not have enough time with my child/children
- 10 I haven't got the qualifications or experience to get the kind of job I would want
- 11 My husband/partner/ex-partner would not like it if I worked
- 12 I am not sure I would be financially better off in work
- 13 There isn't enough suitable, affordable childcare around here
- 14 I would need a job where I could take time off at short notice to look after my child/children
- 15 Employers aren't very family-friendly
- 16 My family or close friends are not able, or live too far away, to provide childcare
- 17 I am not prepared to leave my child/children in the care of anyone other than my family or close friends while I work
- 18 I am concerned about leaving the security of Benefits
- 19 I have personal or family troubles that need to be sorted out
- 20 There are no statements which are a SMALLER factor

{if enter code already entered at BwNot}

Soft Check

INTERVIEWER: Are you sure, you entered that code at the previous question?

BwBig^

INTERVIEWER: RECORD ALL STATEMENTS THAT ARE **BIG FACTORS** AT THIS QUESTION

[DISPLAYS ALL STATEMENTS NOT ALREADY CODED AT PREVIOUS QUESTION]

- 1 My child/children wouldn't like me to work
- 2 My parent/parents wouldn't like it if I worked
- 3 I would have problems with transport to and from work
- 4 There are few suitable job opportunities in the local area
- 5 I have difficulties due to my health condition or disability
- 6 My confidence is low at the moment
- 7 I want to look after my child/children myself or at home
- 8 I care for someone who has a health condition, disability or behavioural difficulties
- 9 I am worried I will not have enough time with my child/children
- 10 I haven't got the qualifications or experience to get the kind of job I would want
- 11 My husband/partner/ex-partner would not like it if I worked
- 12 I am not sure I would be financially better off in work
- 13 There isn't enough suitable, affordable childcare around here
- 14 I would need a job where I could take time off at short notice to look after my child/children
- 15 Employers aren't very family-friendly
- 16 My family or close friends are not able, or live too far away, to provide childcare
- 17 I am not prepared to leave my child/children in the care of anyone other than my family or close friends while I work

- 18 I am concerned about leaving the security of Benefits
- 19 I have personal or family troubles that need to be sorted out
- 20 There are no statements which are a BIG factor

(if enter code already entered at BwNot OR BwSml)

Soft Check

INTERVIEWER: Are you sure, you entered that code at the previous questions?

BwCrdA

Computed Variable : number of statements at bwnot, bwsml and bwbig

BwUnp^

INTERVIEWER: RECORD ALL STATEMENTS THAT THE RESPONDENT **HASN'T** PLACED UNDER A HEADING AT THIS QUESTION

[DISPLAYS ALL STATEMENTS NOT ALREADY CODED AT PREVIOUS QUESTION]

- 1 My child/children wouldn't like me to work
- 2 My parent/parents wouldn't like it if I worked
- 3 I would have problems with transport to and from work
- 4 There are few suitable job opportunities in the local area
- 5 I have difficulties due to my health condition or disability
- 6 My confidence is low at the moment
- 7 I want to look after my child/children myself or at home
- 8 I care for someone who has a health condition, disability or behavioural difficulties
- 9 I am worried I will not have enough time with my child/children
- 10 I haven't got the qualifications or experience to get the kind of job I would want
- 11 My husband/partner/ex-partner would not like it if I worked
- 12 I am not sure I would be financially better off in work
- 13 There isn't enough suitable, affordable childcare around here
- 14 I would need a job where I could take time off at short notice to look after my child/children
- 15 Employers aren't very family-friendly
- 16 My family or close friends are not able, or live too far away, to provide childcare
- 17 I am not prepared to leave my child/children in the care of anyone other than my family or close friends while I work
- 18 I am concerned about leaving the security of Benefits
- 19 I have personal or family troubles that need to be sorted out
- 20 There are no statements which are a BIG factor

{IF problems with travel to and from work a big factor (If BWBig=3)}

BwTrav^

You mentioned that problems with travel to and from work is a big factor, what are these problems?

- 1 Too far
- 2 Car not available
- 3 Don't have a current driving licence/can't drive
- 4 Cost of petrol
- 5 Lack of parking facilities
- 6 Cost of parking
- 7 Traffic congestion/roadworks
- 8 Inadequate public transport
- 9 Cost of using public transport
- 10 Personal physical difficulties/disability
- 11 Personal safety concerns
- 12 Congestion charges
- 13 Other (Please specify)
- 14 *Other specific answer, not codeable to 1-13*
- 97 *Other vague answer, not codeable to 1-14*

{If BwTrav = other}

BwTravO

INTERVIEWER: ENTER OTHER PROBLEMS WITH TRANSPORT

{If more than one factor coded as a big factor BwBig = more than one factor}

BwImpA

Which one, if any, of the things that you said are big factors for not working would you say is the **most important**?

- 1 My child/children wouldn't like me to work
- 2 My parent/parents wouldn't like it if I worked
- 3 I would have problems with transport to and from work
- 4 There are few suitable job opportunities in the local area
- 5 I have difficulties due to my health condition or disability
- 6 My confidence is low at the moment
- 7 I want to look after my child/children myself or at home
- 8 I care for someone who has a health condition, disability or behavioural difficulties
- 9 I am worried I will not have enough time with my child/children
- 10 I haven't got the qualifications or experience to get the kind of job I would want
- 11 My husband/partner/ex-partner would not like it if I worked
- 12 I am not sure I would be financially better off in work
- 13 There isn't enough suitable, affordable childcare around here
- 14 I would need a job where I could take time off at short notice to look after my child/children
- 15 Employers aren't very family-friendly
- 16 My family or close friends are not able, or live too far away, to provide childcare
- 17 I am not prepared to leave my child/children in the care of anyone other than my family or close friends while I work
- 18 I am concerned about leaving the security of Benefits
- 19 I have personal or family troubles that need to be sorted out
- 20 No one factor is most important
- 21 Two or more factors are most important

BwOth

Apart from the things I have asked about, is there anything else that is a big factor for you in deciding that you do not want to or are not able to work at this time?

- 1 Yes
- 2 No

{If BwOth=Yes}

BWWht

What else is a big factor?

PROBE FULLY: And what else?:OPEN

[END OF CARD SORT FOR THOSE NOT WORKING]

{Panel cases returned to work since last interview leave (empstat=1 or 2 AND fempsta²=3, 4, 5, 6, 7, 8, 9)}

BWChg

I'd now like to ask some further questions about the paid work that you mentioned you are currently doing. You mentioned that this started in [date started current job]. Was there anything that changed at about that time, which made it possible for you to start working?

- 1 Yes
- 2 No

² Fempsta is a feedforward variable of the respondent's employment status at the last interview.

{IF BWChg = Yes}

BWStrt

What was it that changed that made it possible for you to start work at that time?

INTERVIEWER: PROBE FULLY:OPEN

BWHow

How did this change or these changes make it possible for you to start work?

And what else changed at about that time?

INTERVIEWER - PROBE FULLY:OPEN

BWDiff

SHOW CARD H3

People who work can sometimes find it hard to stay in their job. Taking your answer from this card, how easy or difficult is it for you to **stay** in the job you are currently doing?

- 1 Very difficult
- 2 Fairly difficult
- 3 Neither easy nor difficult
- 4 Fairly easy
- 5 Very easy

BWShB

INTRODUCE SHUFFLE PACK B

Each of these small cards has on it a factor that may make it difficult for a [lone] parent to **stay** in work. Thinking about **your own** situation, please sort the cards into **big** or **smaller** factors, and factors that do **not** have any affect on your being able to stay in work.

SHOW CARD H5

Place them under the headings on this larger card.

INTERVIEWER: ALLOW RESPONDENT TO MAKE CHANGES TO THE ALLOCATIONS.

BwCB

INTERVIEWER: WAS THE RESPONDENT ABLE TO COMPLETE THE CARD SORT?

- 1 Yes
- 2 No

{If BwCA=No}

BwRB^

INTERVIEWER PLEASE CODE REASONS WHY RESPONDENT DID NOT COMPLETE THE CARD SORT?

CODE ALL THAT APPLY

- 1 Problems reading/writing
- 2 Language problems
- 3 Problems understanding the task
- 4 Ran out of time
- 5 Couldn't be bothered
- 6 Children present/tending to children
- 7 Other – SPECIFY AT NEXT QUESTION

{F BwRA=Other}

BwRBO

ENTER OTHER REASON

BWNotB^

INTERVIEWER **record** ALL STATEMENTS THAT ARE **NOT** A FACTOR AT THIS QUESTION

- 1 My child/children don't like me working
- 2 My parent/parents don't like me working
- 3 I hadn't anticipated all the extra things I would need to spend money on now that I'm in work
- 4 I have problems with transport to and from work

- 5 I find it stressful combining work and family life
- 6 I have difficulties working due to my health condition or disability
- 7 My confidence has taken a knock since I started work
- 8 I am not enjoying working as much as I thought I would
- 9 I am worried I do not have enough time with my child/children
- 10 There is a lot of pressure in my present job to work longer hours, stay late or do overtime
- 11 My husband/partner/ex-partner does not like me working
- 12 I am not sure that I am better off financially in work
- 13 There isn't enough suitable, affordable childcare around here
- 14 My employer is not very family-friendly
- 15 My child/children are not happy in childcare while I'm at work
- 16 I am finding it difficult to adjust to having money coming in every month rather than every week
- 17 I can't see this job going anywhere, there are no promotion prospects
- 18 I'm not confident my childcare arrangements will continue
- 19 There are no statements which are NOT a factor

BwSmIB^

INTERVIEWER: RECORD ALL STATEMENTS THAT ARE **SMALLER FACTORS** AT THIS QUESTION

[DISPLAYS ALL STATEMENTS NOT ALREADY CODED AT PREVIOUS QUESTION]

- 1 My child/children don't like me working
- 2 My parent/parents don't like me working
- 3 I hadn't anticipated all the extra things I would need to spend money on now that I'm in work
- 4 I have problems with transport to and from work
- 5 I find it stressful combining work and family life
- 6 I have difficulties working due to my health condition or disability
- 7 My confidence has taken a knock since I started work
- 8 I am not enjoying working as much as I thought I would
- 9 I am worried I do not have enough time with my child/children
- 10 There is a lot of pressure in my present job to work longer hours, stay late or do overtime
- 11 My husband/partner/ex-partner does not like me working
- 12 I am not sure that I am better off financially in work
- 13 There isn't enough suitable, affordable childcare around here
- 14 My employer is not very family-friendly
- 15 My child/children are not happy in childcare while I'm at work
- 16 I am finding it difficult to adjust to having money coming in every month rather than every week
- 17 I can't see this job going anywhere, there are no promotion prospects
- 18 I'm not confident my childcare arrangements will continue
- 19 There are no statements which are a **SMALLER** factor

{if enter code already entered at BwNotB}

Soft check

INTERVIEWER: Are you sure, you entered that code at the previous question?

BwBigB^

INTERVIEWER: RECORD ALL STATEMENTS THAT ARE **BIG FACTORS** AT THIS QUESTION

[DISPLAYS ALL STATEMENTS NOT ALREADY CODED AT PREVIOUS QUESTION]

- 1 My child/children don't like me working
- 2 My parent/parents don't like me working
- 3 I hadn't anticipated all the extra things I would need to spend money on now that I'm in work
- 4 I have problems with transport to and from work
- 5 I find it stressful combining work and family life
- 6 I have difficulties working due to my health condition or disability
- 7 My confidence has taken a knock since I started work
- 8 I am not enjoying working as much as I thought I would
- 9 I am worried I do not have enough time with my child/children

- 10 There is a lot of pressure in my present job to work longer hours, stay late or do overtime
- 11 My husband/partner/ex-partner does not like me working
- 12 I am not sure that I am better off financially in work
- 13 There isn't enough suitable, affordable childcare around here
- 14 My employer is not very family-friendly
- 15 My child/children are not happy in childcare while I'm at work
- 16 I am finding it difficult to adjust to having money coming in every month rather than every week
- 17 I can't see this job going anywhere, there are no promotion prospects
- 18 I'm not confident my childcare arrangements will continue
- 19 There are no statements which are a BIG factor

BwUnpB^

INTERVIEWER: RECORD ALL STATEMENTS THAT THE RESPONDENT **HASN'T** PLACED UNDER A HEADING AT THIS QUESTION

[DISPLAYS ALL STATEMENTS NOT ALREADY CODED AT PREVIOUS QUESTION]

- 1 My child/children don't like me working
- 2 My parent/parents don't like me working
- 3 I hadn't anticipated all the extra things I would need to spend money on now that I'm in work
- 4 I have problems with transport to and from work
- 5 I find it stressful combining work and family life
- 6 I have difficulties working due to my health condition or disability
- 7 My confidence has taken a knock since I started work
- 8 I am not enjoying working as much as I thought I would
- 9 I am worried I do not have enough time with my child/children
- 10 There is a lot of pressure in my present job to work longer hours, stay late or do overtime
- 11 My husband/partner/ex-partner does not like me working
- 12 I am not sure that I am better off financially in work
- 13 There isn't enough suitable, affordable childcare around here
- 14 My employer is not very family-friendly
- 15 My child/children are not happy in childcare while I'm at work
- 16 I am finding it difficult to adjust to having money coming in every month rather than every week
- 17 I can't see this job going anywhere, there are no promotion prospects
- 18 I'm not confident my childcare arrangements will continue
- 19 There are no statements which are a BIG factor

{ f enter code already entered at BwNotB OR BwSmIB}

Soft Check

INTERVIEWER: Are you sure, you entered that code at the previous questions?

BwCrdB

Computed Variable : number of statements at bwnotb, bwsmib and bwbigb

{If more than one factor coded as a big factor BwBigB = more than one factor}

BWImpB

Which one of the things that you said are big factors that affect your being able to stay in work, if any, would you say is the most important?

INTERVIEWER, ASK RESPONDENT TO REVIEW THINGS THAT ARE BIG FACTORS.

- 1 My child/children don't like me working
- 2 My parent/parents don't like me working
- 3 I hadn't anticipated all the extra things I would need to spend money on now that I'm in work
- 4 I have problems with transport to and from work
- 5 I find it stressful combining work and family life
- 6 I have difficulties working due to my health condition or disability
- 7 My confidence has taken a knock since I started work
- 8 I am not enjoying working as much as I thought I would
- 9 I am worried I do not have enough time with my child/children
- 10 There is a lot of pressure in my present job to work longer hours, stay late or do overtime

- 11 My husband/partner/ex-partner does not like me working
- 12 I am not sure that I am better off financially in work
- 13 There isn't enough suitable, affordable childcare around here
- 14 My employer is not very family-friendly
- 15 My child/children are not happy in childcare while I'm at work
- 16 I am finding it difficult to adjust to having money coming in every month rather than every week
- 17 I can't see this job going anywhere, there are no promotion prospects
- 18 I'm not confident my childcare arrangements will continue
- 19 No one factor is most important",
- 20 Two or more factors are most important

BwElse

Apart from the things I have asked about, is there anything else that has had a big affect on how difficult it is for you to stay in work?

- 1 Yes
- 2 No

{If BwElse=Yes}

BwElseB

What else has had a big affect?

PROBE FULLY: And what else? :OPEN

BWfell

If this job fell through how likely do you think it would be that you would be able to get another job? Would you say it would be ...READ OUT...

- 1 ...very likely,
- 2 likely,
- 3 unlikely,
- 4 or very unlikely?

14. Job search activity

Intro2

JOB SEARCH SECTION

{If working fewer than 16 hours or not working (Empstat = 2 or 3)}

Jsc1

Are you currently seeking paid work of either 16 hours or more or fewer than 16 hours each week?

- 1 Yes, 16 hours or more
- 2 Yes, fewer than 16 hours
- 3 No

{If working 16 or more hours (empstat = 1) or Jsc1=no}

Jsc2

Have you been looking for paid work of 16 hours or more at any time during the past 12 months, (including looking for the job you are in now)?

INCLUDE LOOKING FOR JOB THEY ARE IN NOW, AND NEW JOB FOR THE FUTURE AND LOOKING FOR ADDITIONAL JOBS TO INCREASE TOTAL HOURS TO 16+

- 1 Yes
- 2 No

{If are/were looking for a job (Jsc1 = 1 or 2=yes<16 or Jsc2 = Yes)}

Jsc4

During the past 12 months have you seen any vacancies for jobs offering 16 hours or more each week that you have applied for, or intended to apply for?

INCLUDE JOB THEY ARE IN NOW, AND NEW JOB FOR THE FUTURE, AND ADDITIONAL JOBS TO INCREASE TOTAL HOURS TO 16+

- 1 Yes, applied
- 2 Yes, intended to apply
- 3 Yes, both applied and intended to apply
- 4 No

{If are/were looking for a job (Jsc1 = 1 or 2=yes<16 or Jsc2 = Yes)}

Jsc12

At any time in the past 12 months, have you seen any vacancies for suitable jobs in this area that you would not have been able to travel to?

- 1 Yes
- 2 No

{If has seen vacancy: applied or intended to apply (Jsc4 = 1,2 or 3) or wouldn't have been able to travel (Jsc12 = yes) }

Jsc13a

Thinking about the most recent job that you applied for or considered applying for, how much pay was that job offering?

FIRST, CODE TIME PERIOD: PER HOUR, WEEK, MONTH OR YEAR...

- 1 Per hour
- 2 Per week
- 3 Per month
- 4 Per year
- 5 Per other period(SPECIFY AT NEXT QUESTION)
- 6 Other specific answer, not codeable to 1-4
- 7 Other vague answer, not codeable to 1-6

{If Jsc13a = other}

Jsc13b

INTERVIEWER: SPECIFY OTHER TIME PERIOD FOR PAY

{If Jsc13a = hour..other }

Jsc13c

...NOW ENTER AMOUNT

INTERVIEWER: ENTER POUNDS AND PENCE USING DECIMAL PLACE

Range = 0.00..999997.00

Jsc14

Was it a permanent or temporary job, or a contract for a fixed term?

- 1 Permanent
- 2 Temporary job (including seasonal/casual work)
- 3 Fixed term contract
- 4 Temporary, but could become permanent
- 5 Don't know

Jsc16

... and for how many hours of work each week?

Range = 1..997

Hard Check

IF Jsc16 < 168

ANSWER OUT OF RANGE

Soft Check

IF Jsc16 < 60

OVER 60 HOURS, IS THAT CORRECT?

{If working fewer than 16 hours (Empstat = 2)}

Jsc31a^

Is there anything in particular which is stopping you looking for a job of 16 or more hours a week at the moment?

CODE ALL THAT APPLY

- 1 No, nothing: already looking
- 2 Cannot afford child care
- 3 No child care available
- 4 Own illness/disability
- 5 Child's illness/disability
- 6 Other household member's illness/disability
- 7 No work available
- 8 Don't have the skills/qualifications
- 9 Studying/ on a training course
- 10 Better off not working
- 11 Don't want to spend more time apart from my children
- 12 Would not be able to pay rent or mortgage
- 13 Problems with transport
- 14 Don't need to
- 15 No reason
- 16 Other reason(s) (SPECIFY AT NEXT QUESTION)
- 17 *Pregnant*
- 18 *Retired or approaching retirement*
- 19 *Other specific answer, not codeable to 1-18*
- 97 *Other vague answer, not codeable to 1-19*

{If Jsc31a = other}

Jsc31b

INTERVIEWER: SPECIFY OTHER REASONS

{If Jsc31a = problems with transport}

Jsc31c^

What sort of problems with transport are these?

INTERVIEWER: CODE ALL THAT APPLY

- 1 Too far
- 2 Car not available
- 3 Don't have a current driving licence/can't drive
- 4 Cost of petrol
- 5 Lack of parking facilities
- 6 Cost of parking
- 7 Traffic congestion/roadworks
- 8 Inadequate public transport
- 9 Cost of using public transport
- 10 Personal physical difficulties/disability
- 11 Personal safety concerns
- 12 Congestion charges
- 13 Other (Please specify)
- 14 *Other specific answer, not codeable to 1-13*
- 97 *Other vague answer, not codeable to 1-14*

{If Jsc31c = other}

JscO31c

INTERVIEWER: ENTER OTHER PROBLEMS WITH TRANSPORT?

[Jsc40a to Jsc42 asked of partners only]

{If not currently working (Empstat=3)}

Jsc40a^

Is there anything in particular which is stopping you looking for a job of 16 or more hours a week at the moment? Anything else?

CODE ALL THAT APPLY

- 1 No, nothing: already looking
- 2 Cannot afford child care
- 3 No child care available
- 4 Own illness/disability
- 5 Child's illness/disability
- 6 Other household member's illness/disability
- 7 No work available
- 8 Don't have the skills/qualifications
- 9 studying/on a training course
- 10 Better off not working
- 11 Don't want to spend more time apart from my children
- 12 Would not be able to pay rent or mortgage
- 13 Problems with transport
- 14 Don't need to look for a job
- 15 No reason / none of these
- 16 Other reason(s) (SPECIFY AT NEXT QUESTION)
- 17 *Pregnant*
- 18 *Retired or approaching retirement*
- 19 *Other specific answer, not codeable to 1-18*
- 97 *Other vague answer, not codeable to 1-19*

{if Jsc40a = other}

Jsc40b

INTERVIEWER: SPECIFY OTHER REASONS

{If Jsc40a = problems with transport}

Jsc40c^

What sort of problems with transport are these?

INTERVIEWER: CODE ALL THAT APPLY

- 1 Too far
- 2 Car not available
- 3 Don't have a current driving licence/can't drive
- 4 Cost of petrol
- 5 Lack of parking facilities
- 6 Cost of parking
- 7 Traffic congestion/roadworks
- 8 Inadequate public transport
- 9 Cost of using public transport
- 10 Personal physical difficulties/disability
- 11 Personal safety concerns
- 12 Congestion charges
- 13 Other (Please specify)
- 14 *Other specific answer, not codeable to 1-13*
- 97 *Other vague answer, not codeable to 1-14*

{If Jsc40c = other}

JscO40c

INTERVIEWER: ENTER OTHER PROBLEMS WITH TRANSPORT?

{If not already looking for work (Jsc40a <> 1)}

Jsc41

Do you think you might look for a paid job of 16 or more hours a week in the future?

- 1 Yes
- 2 No

{If Jsc41 = yes or don't know}

Jsc42

When do you think you might look for a paid job of 16 or more hours a week?

- 1 Looking now
- 2 In a few weeks
- 3 In a few months
- 4 In a year or two
- 5 Some time in the future

[Jsc60 to Jsc70 asked of main respondent and partner]

{If currently in work (Empstat = 1 or 2)}

Jsc60

So, may I just check, are you actively looking for a new job at the moment?

- 1 Yes
- 2 No

{If in work and looking for work (Jsc60=1) Or not in work and looking for work (Jsc1=1or 2)}

Jsc50a

[Suppose you were looking for another job, working **16 or more hours a week**] How much money would you need to be offered in a new job before you felt it worth taking?

ENCOURAGE GUESSING IF NECESSARY

FIRST, CODE TIME PERIOD: PER WEEK, MONTH OR YEAR...:

- 1 per hour
- 2 per week
- 3 per month
- 4 per year

- 5 per other period (SPECIFY AT NEXT QUESTION)
- 6 *Other specific answer, not codeable to 1-4*
- 7 *Other vague answer, not codeable to 1-6*

{If Jsc50a = other}

Jsc50b

INTERVIEWER: SPECIFY OTHER TIME PERIOD FOR PAY

{If Jsc50a = week..other }

Jsc50c

...NOW ENTER AMOUNT [per period at Jsc50a]

INTERVIEWER: ENTER POUNDS AND PENCE USING DECIMAL PLACE.

Range = 0.00..999997.00

{If Jsc50c = 1 to 99997 }

Jsc51

How easy or difficult do you think it would be to get a job around here paying that amount
... READ OUT...

- 1 ...very easy,
- 2 quite easy,
- 3 quite difficult,
- 4 or very difficult?

{If Jsc50c = 1 to 99997 }

Jsc52

Do you think in the end you would have to take a job paying less than this?

- 1 Yes
- 2 No

{If Jsc52 = yes or if Jsc50c don't know or refusal}

Jsc53a

How much do you think you would have to end up accepting?

FIRST, CODE TIME PERIOD: PER WEEK, MONTH OR YEAR...

- 1 per hour
- 2 per week
- 3 per month
- 4 per year
- 5 per other period (SPECIFY AT NEXT QUESTION)
- 6 *Other specific answer, not codeable to 1-4*
- 7 *Other vague answer, not codeable to 1-6*

{If Jsc53a = other}

Jsc53b

INTERVIEWER: SPECIFY OTHER TIME PERIOD FOR PAY

{If Jsc53a = week..other }

Jsc53c

...NOW ENTER AMOUNT [per period at Jsc53a]

INTERVIEWER: ENTER POUNDS AND PENCE USING DECIMAL PLACE.

Range = 0.00..99997.00

{If looking for work (Jsc60 = Yes or Jsc40a=1) or will look for work (Jsc42 = 1 to 4)}

Jsc54

How many hours each week do you think you would like to work?

Range = 1..997

Hard check

IF Jsc54 > 168:

ANSWER OUT OF RANGE

Soft Check

IF Jsc54 > 60:

OVER 60 HOURS, IS THAT CORRECT?

{If Jsc50c =Response}

Jsc57^

SHOW CARD H6/

There are some types of income, apart from earnings, that people may get when working. Which of these types of income shown on this card do you think you would get in a new job (paying the amount you have mentioned)?

- 1 Working Tax Credit
- 2 Child Tax Credit
- 3 Income Support
- 4 Maintenance
- 5 Housing Benefit
- 6 Council Tax Benefit
- 7 Child Benefit
- 8 Other benefits
- 9 Income from lodgers
- 10 Student grant
- 11 Other source
- 12 None of these

Jsc58

What would you say would be the minimum you would need to have coming in from wages and from all these extra sources **each week** for a new job to be worth taking?

INTERVIEWER: RECORD POUNDS AND PENCE .

RECORD INCOME BEFORE DEDUCTIONS e.g. TO PAY FOR TRAVEL, MORTGAGE, RENT OR CHILDCARE

Range = 0..9997.00

{If not working more than 16 hours (Empstat <>1) and is looking or will look for job (Jsc41=1 or JSC42=1 to 4)}

Jsc70^

If you were to take up working [16 or more hours a week] (again) what would be your usual arrangements for looking after the children?

PROMPT TO CLASSIFY: CODE UP TO 5 THAT APPLY

Children would be cared for by...

- 1 Nursery school or nursery class
- 2 Special day school or nursery or unit for children with special educational needs
- 3 Day nursery or crèche
- 4 Playgroup or pre-school [including welsh medium]
- 5 Childminder
- 6 Nanny or au pair or childcarer in the home
- 7 Baby-sitter who came to home
- 8 Breakfast club or After school club, on school/nursery school site
- 9 Breakfast club or After school club, not on school/nursery school site
- 10 Holiday club/scheme
- 11 My husband/wife/partner
- 12 My ex-husband/wife/partner /the child's other non resident parent
- 13 The child's grandparent(s)
- 14 The child's older brother/sister
- 15 Another relative

- 16 A friend or neighbour
- 17 I would only work during school hours
- 18 I would take them to work
- 19 Old enough to look after themselves
- 20 I would work from home
- 21 Other arrangements (please specify)
- 22 None of these

{If Jsc70=other}

Jsc070

INTERVIEWER: PLEASE ENTER THE OTHER CHILD CARE ARRANGEMENT

{If Jsc70 = 2 to 10, 13 to 16 }

Jsc71

Do you think you would usually have to pay for any of this childcare?

- 1 Yes
- 2 No
- 3 Don't know

{If Jsc71 = yes}

Jsc72

How much do you think you would have to pay in an **average week**?

INTERVIEWER: RECORD POUNDS AND PENCE

Range = 1..997.00

Jsc78

As far as you know, taking into account these childcare costs do you think that... READ OUT...

- 1 ...you would definitely be entitled to extra help with Working Tax Credit and/or Child Tax Credit
- 2 or you would definitely NOT be entitled to Working Tax Credit and/or Child Tax Credit?
- 3 Not sure

15. Benefits and tax credits

Intro

BENEFITS SECTION

Ben1^

SHOW CARD I1

Which, if any, of these health or disability benefits are [you/ you and your partner] receiving at the moment?

CODE ALL THAT APPLY

- 1 Incapacity Benefit (previously Invalidity Benefit)
- 2 Severe disablement allowance (SDA)
- 3 Statutory sick pay (SSP)
- 4 Attendance Allowance
- 5 Disability Living Allowance - Care Component
- 6 Disability Living Allowance - mobility or motability allowance
- 7 Disability Living Allowance for children - Care component
- 8 Disability Living Allowance for children - mobility or motability allowance
- 9 Industrial injuries benefits
- 10 War Pensions
- 11 Carer's allowance
- 12 Some other benefit for people with disabilities
- 13 None of these

BenNTC^

SHOW CARD I2

The Government introduced the Tax Credits in April 2003. Are [you/you and your partner] currently receiving any of the tax credits on this card?

- 1 Working Tax Credit
- 2 Child Tax Credit
- 3 Both WTC and CTC
- 4 None of these

{If not receiving CTC or WTC (IF BenNTC = None of these)}

TakUp1

Have you applied for Child Tax Credit and/or Working Tax Credit?

- 1 Yes
- 2 No

{If have not applied for CTC or WTC {if TakUp1=2}}

TakUp2^

What are the reasons you did not apply for any of the Tax Credits?

CODE ALL THAT APPLY

1. Don't know about them/haven't heard of them
2. Not entitled/eligible
3. Don't know how to claim
4. Not got round to applying
5. No particular reason
6. Other reason (please specify)

{If already receiving CTC and/or WTC (If benntc = 1/2/3)}

PyNTC

Do you receive your payment of Working Tax Credit and Child Tax Credit as one amount or is it paid separately?

- 1 One amount
- 2 Separately

{If currently receiving CTC and WTC and amount is paid as one amount(if payntc=1 and benntc=3)}

PyNTC1^

Are your tax credits paid by giro, bank/building society account or direct by post office card account?
INTERVIEWER: IF BANK/BUILDING SOCIETY/POST OFFICE CARD ACCOUNT AND IN COUPLE:
IS THIS INTO YOUR OWN, YOUR PARTNER'S OR A JOINT ACCOUNT?
CODE ALL THAT APPLY

- 1 By giro
- 2 Bank/building society account (own)
- 3 Bank/building society account (partner)
- 4 Bank/building society account (joint)
- 5 Post Office Card Account (own)
- 6 Post Office Card Account (partner)

{If currently receive WTC (BenNTC=1 or 3 and PyNTC =2)}

NTC3a^

Is your Working Tax Credit paid by giro, through wages, into a bank account/building society or direct by post office card account?
IF BANK/BUILDING SOCIETY ACCOUNT AND IN COUPLE: Is this into your own, your partner's or a joint account?
IF POST OFFICE CARD ACCOUNT AND IN COUPLE: Is this into your own or your partner's Post Office Card Account?
CODE ALL THAT APPLY

- 1 By giro
- 2 Bank/Building Society account (own)
- 3 Bank/Building Society account (partner)
- 4 Bank/Building Society account (joint)
- 5 Post Office Card Account (own)
- 6 Post Office Card Account (partner)

{If currently receive CTC (BenNTC=2 or 3 and PyNTC=2)}

NTC3b^

Is your Child Tax Credit paid by giro, into a bank /building society account to direct by Post Office Card Account?
IF BANK/ BUILDING SOCIETY ACCOUNT AND IN COUPLE: Is this into your own, your partner's or a joint account?
IF POST OFFICE CARD ACCOUNT AND IN COUPLE Is this into your own or your partner's Post Office Card Account?
CODE ALL THAT APPLY

- 1 By giro
- 2 Bank/Building Society account (own)
- 3 Bank/Building Society account (partners)
- 4 Bank/Building Society account (joint)
- 5 Post Office Card Account (own)
- 6 Post Office Card Account (partner)

{If currently receive WTC or CTC(BenNTC = 1, 2 or 3)}

Awardb

Do you have your latest Tax Credits Award Notice and any other documents about tax credits from HM Revenue and Customs that you could consult, because it may be useful later in the interview?
INTERVIEWER: IF NECESSARY, SHOW EXAMPLES OF DOCUMENTS.
THE AWARD NOTICE IS FORM **TC602(A)** OR **TC602**.
CHECK WITH RESPONDENT THAT THIS IS MOST RECENT AWARD NOTICE.

- 1 Yes,
- 2 No (unable to find at time of interview)
- 3 No(Refusal or unwilling)

*{If no award notice and WTC or CTC paid into account or payslip not consulted (Award=No)
{IF (Award=No) AND (NTC3a = BankO...BankJ) OR (NTC3b=BankO..BankJ) OR*

TxtStmtb

[In that case/or] is there a Bank/Building Society or Post Office Card Account Statement you could consult?

- 1 Yes
- 2 No (unable to find at time of interview)
- 3 No (unwilling/refusal)

Ben1a^

SHOW CARD I3

And which, if any, of these benefits or tax credits other than Council Tax Benefit, Housing Benefit or rent rebate are [you/ you and your partner] receiving at the moment?

CODE ALL THAT APPLY

- 1 Income Support
- 2 Child Benefit
- 3 Maternity Allowance
- 4 Statutory Maternity Pay
- 5 Widows Benefit, Bereavement Allowance or Widowed Parents (formerly Widowed Mother's) Allowance
- 6 Job Seeker's Allowance (was Unemployment Benefit)
- 7 New Deal Allowance
- 8 State Retirement Pension
- 9 Some other state benefit - NOT Housing Benefit or Council Tax Benefit (SPECIFY AT NEXT QUESTION)
- 10 None of these
- 11 *Pension Credit*
- 12 *Other specific answer, not codeable to 1-11*
- 97 *Other vague answer, not codeable to 1-12*

{If not receiving Child Benefit (If Ben1a <>2)}

CBTakup

Why are you (or your partner) not receiving Child Benefit at the moment?

- 1 Have not had time to claim it yet
- 2 Wasn't aware of Child Benefit
- 3 Aware but chose not to claim it
- 4 Claim is being processed
- 5 Payment is suspended or interrupted for some reason (SPECIFY)
- 6 Not eligible (SPECIFY)
- 7 Other (SPECIFY)
- 8 *Benefit paid to other parent*
- 9 *Other specific answer, not codeable to 1-8*
- 97 *Other vague answer, not codeable to 1-9*

{If CB Takup = 5, 6 or 7}

CBTakupO

ENTER REASON WHY [PAYMENT IS SUSPENDED OR INTERRUPTED/ ELIGIBLE/ OTHER REASON]

OPEN

TABLE for each benefit or tax credit coded at Ben1 or Ben1a or BenNTC

Ben2

How much [name of benefit listed at **Ben1 or Ben1a or BenNTC**] do you [and your partner] receive?

If receiving tax credits [INTERVIEWER: IF NECESSARY REFER RESPONDENT TO TAX CREDIT AWARD NOTICE TC602/TC602A]

ENTER POUNDS AND PENCE
IF RESPONDENT ONLY KNOWS COMBINED TOTAL ENTER AMOUNT AND RECORD WHICH
BENEFITS ARE COVERED BY THIS AMOUNT IN A NOTE.

Range = 0..9997.00

{If Ben2=response}

Ben2a

What period does that cover?

- 1 One week
- 2 Two weeks
- 3 Three weeks
- 4 Four weeks
- 5 Calendar month
- 7 Two Calendar months
- 8 Eight times a year
- 9 Nine times a year
- 10 Ten times a year
- 13 Three months/13 weeks
- 26 Six months/26 weeks
- 52 One Year/12 months/52 weeks
- 90 Less than one week
- 95 One off/lump sum
- 97 None of these (EXPLAIN IN A NOTE)

{If couple household and Ben1 or Ben1a <> none}

Ben3

Who receives [name of benefit listed at **Ben1 or Ben1a**]?

- 1 Respondent only
- 2 Partner only
- 3 Both respondent and partner
- 4 Dependent child

{If receiving Child Benefit / Income Support (Ben1a= 1 or 2)}

BenPay

Is your [Child Benefit/Income Support], direct to a bank account, or direct to a post office card account or by giro?

- 1 Direct to bank/building society account
- 2 Direct to post office card account
- 3 Giro
- 4 Other (please specify)

{If benpay = other}

BenPayO

INTERVIEWER: ENTER OTHER METHOD OF PAYMENT:OPEN

{If receiving Job seekers allowance (Ben1a =6)}

Ben5

Is your JSA contribution-based, and so not reduced by other income you may have - or income-based, so that it is reduced by any other income you may have?

- 1 Contribution based
- 2 Income based
- 3 Don't know/not sure

{If receiving Disability allowance – care component (Ben1 = 5)}

DLAcare

And do you know which rate you receive the Disability Allowance care component? Is it ... READ OUT ...

- 1 ... the highest rate
- 2 ... the middle rate
- 3 or is it the lowest rate?

{If receiving Disability allowance – mobility component (Ben1 = 6)}

DLAmob

And do you know which rate you receive the Disability Allowance mobility component? Is it ... READ OUT ...

- 1 ... the highest rate,
- 2 or is it the lowest rate?

{If more than one benefit from Ben1 or BenNTC or Ben1a}

Ben6

From the information you have given me the computer calculates that you receive about [£benefit amount] per week from all these benefits, does that sound about right?

- 1 Yes
- 2 No

{If Ben6 = No}

Ben7

Can I check, do you know how much do you receive from these benefits per week?

INTERVIEWER: THIS IS ALL BENEFITS DISCUSSED IN THIS SECTION (I.E. NOT INCLUDING COUNCIL TAX OR HOUSING BENEFIT)

ENTER POUNDS AND PENCE

Range = 1..997.00

{If has child under 26 months}

Ben6a

Have you received a Sure Start Maternity Grant in the last year?

- 1 Yes
- 2 No

Ben8^

SHOW CARD I4

And are there any benefits listed on this card that you [and your partner] have applied for but are still waiting to hear about? Which ones?

CODE ALL THAT APPLY.

- 1 Income Support
- 2 Job Seeker's Allowance (was Unemployment Benefit)
- 3 New Deal Allowance
- 4 None of these

16. Tax Credits

Intro

TAX CREDITS SECTION

{All}

NTCexp

READ OUT EXPLANATION:

In April 2003, the government introduced the Child Tax Credit which is a payment available to families with children. It also introduced the Working Tax Credit which is a payment for people in work, even if they don't have children.

{If not currently receiving WTC and/or CTC (BenNTC<> 1 or 2 or 3)}

NTC2

Although you are not currently receiving these Tax Credits payments, can I just check, **since April 2003** has there been any period when [you/you and your partner] were receiving the Child Tax Credit or Working Tax Credit?

IF 'YES' ASK: Is that Working Tax Credit or Child Tax Credit or both?

- 1 Yes – received Working Tax Credit only
- 2 Yes – received Child Tax Credit only
- 3 Yes – received both
- 4 No
- 5 [Spontaneous code] Currently receiving WTC or CTC

{If NTC2 = 5}

Soft Check

INTERVIEWER: YOU MUST RETURN TO Benntc AND RECORD THIS INFORMATION. THEN PRESS <END> AND FOLLOW THE NEW ROUTE.

{If currently receiving WTC or CTC or both {if BenNTC = 1, 2 or 3}}

NTC5a

Can I just check, when did you **first** apply for Working Tax Credit or Child Tax Credit? Was it ...READ OUT...

INTERVIEWER: IF IN APRIL, CODE AS AFTER April 2008

- 1 ...before April 2008
- 2 or after April 2008?

ASK OF THOSE WHO CURRENTLY RECEIVE WTC AND/OR CTC AND APPLIED AFTER APRIL 2008

{If BenNTC = 1, 2 or 3 AND NTC5a=2}

FC13a^

Thinking back, from where did you first find out about Child Tax Credit and/or Working Tax Credit?

PROBE TO CLASSIFY. CODE ALL THAT APPLY

INTERVIEWER: MAKE SURE THAT THE RESPONDENT KNOWS YOU ARE TALKING ABOUT

CHILD TAX CREDIT/WORKING TAX CREDIT NOT WORKING FAMILIES TAX CREDIT

- 1 Received application pack
- 2 TV adverts
- 3 Radio adverts
- 4 Newspaper/magazine
- 5 Other advert
- 6 Bounty pack
- 7 Just started claiming Child Benefit
- 8 Notice in Child Benefit book
- 9 Department of Work and Pensions (formerly DSS) office/official
- 10 Letter from DWP
- 11 Tax Credit Office or HM Revenue and Customs Official
- 12 Letter from HM Revenue and Customs

- 13 Leaflet in Post Office
- 14 Other leaflets
- 15 Citizen's Advice Bureau
- 16 Welfare Rights Worker
- 17 Job Centre/Job Centre Plus/ New Deal advisor
- 18 Employer/Workmates
- 19 Relatives/Friends/ neighbours
- 20 Internet
- 21 At last interview
- 22 Other (PLEASE SPECIFY)

{If FC13a = Other}

FC13b

ENTER OTHER WAY THEY FOUND OUT ABOUT THE TAX CREDITS

App1

How did you make your most recent application for the Tax Credits?

- 1 Sent form
- 2 On-line
- 3 Through local HM Revenue and Customs Office
- 4 Through my local job centre/Jobcentreplus

App2c

Did you get any advice about the Tax Credits?

- 1 Yes
- 2 No

{If App2c=Yes}

App2d^

Who from?

CODE ALL THAT APPLY

- 1 Friends or relatives
- 2 HM Revenue and Customs or Tax Credit Office helpline
- 3 Local tax office
- 4 Job centre/Jobcentre Plus
- 5 A voluntary/community or charitable organisation
- 6 Other (PLEASE SPECIFY)

{If App2d = Other}

App2do

ENTER OTHER PERSON OR ORGANISATION THEY GOT ADVICE FROM

{If did not apply through job centre (If App1 <>4)}

App2

Before this interview, were you aware that you could make an application for the Tax Credits through your local job centre (in some areas this is now known as Jobcentreplus)?

- 1 Yes (was aware)
- 2 No (was not aware)
- 3 Can't remember

App3^

Who filled in the application for the Tax Credits was it [yourself, your partner, both you and your partner, and/or someone else]?

CODE ALL THAT APPLY

- 1 The respondent
- 2 Respondent's partner
- 3 Both respondent and partner
- 4 Someone else

{If App3=Someone else}

App5^

Who helped you fill in the application form?

CODE ALL THAT APPLY

- 1 Friends or relatives
- 2 HM Revenue and Customs or Tax Credit Office helpline
- 3 Local tax office
- 4 Job centre/Jobcentre Plus
- 5 A voluntary/community or charitable organisation
- 6 Other (PLEASE SPECIFY)

{If did not contact HMRC, Tax Office or Job centre (If app5 <>2, 3 or 4)}

App6

What are the reasons you did not contact HM Revenue and Customs, Local Tax Office or Job Centre sources, for help with the application form?

INTERVIEWER: PROBE FULLY AND RECORD ALL DETAILS

{If NTC5a = applied after April 2008}

NTC5b

In which month did you get your first payment of [Working Tax Credit and/or Child Tax Credit]?

INTERVIEWER: THIS IS THE MONTH WHEN RECEIVED PAYMENT

THIS IS EITHER THE FIRST REGULAR OR LUMP SUM PAYMENT

- 1 April 2008
- 2 May 2008
- 3 June 2008
- 4 July 2008
- 5 August 2008
- 6 September 2008
- 7 October 2008
- 8 November 2008
- 9 December 2008
- 10 January 2009
- 11 February 2009

{If NTC5a = applied after April 2008}

FC16a

As far as you can remember, how long did you have to wait between making your most **recent** application for the Tax Credits and receipt of your first payment(s)?

ENTER NUMBER OF WEEKS HERE

IF LESS THAN ONE WEEK ENTER '0'

Range = 0..97

{If less than one week (If FC16a =0)}

FC16b

ENTER NUMBER OF DAYS HERE

Range = 0..6

{If experienced a delay between application and payment (FC16a = RESPONSE or FC16b=RESPONSE)}

FC16c (was FC16bc)

Was the time between your application for the Tax Credits and receipt of payments shorter than expected, longer than expected or about what you had expected?

- 1 Shorter than expected
- 2 Longer than expected
- 4 About what was expected
- 5 Can't remember

ASK OF THOSE WHO CURRENTLY RECEIVE WTC AND/OR CTC AND APPLIED BEFORE APRIL 2008

{if BenNTC = 1, 2 or 3 AND NTC5a=1}

Renw

INTRODUCTION (READ OUT): The amount of Tax Credits you receive is reviewed every year. HM Revenue and Customs (formerly known as the Inland Revenue) sends you an annual review form. Have you received your annual review form for 2007/2008?

INTERVIEWER: IF NECESSARY, SHOW EXAMPLE OF ANNUAL REVIEW FORM TC603R
IF RECEIVED MORE THAN ONE, TAKE THE MOST RECENT

- 1 Yes
- 2 No

{If have received annual review form (If RenW=Yes)}

Renw1

When did you receive it (the annual review form)?

- 1 April 2008
- 2 May 2008
- 3 June 2008
- 4 July 2008
- 5 August 2008
- 6 September 2008
- 7 October 2008
- 8 November 2008
- 9 December 2008
- 10 January 2009
- 11 February 2009
- 12 Don't know, can't remember

Renw2a

Following receipt of your annual review form, have you completed the Annual Declaration form?

INTERVIEWER: IF NECESSARY, SHOW EXAMPLE OF ANNUAL DECLARATION FORM **TC603D**

- 1 Yes
- 2 No, not completed form yet
- 3 No, my annual review form stated I did not need to complete any form

{If has completed annual declaration form (If Renw2a=Yes)}

Renw2b

Since you received your tax credits annual review form, about how much time did you let go before completing the annual declaration form?

ENTER NUMBER OF WEEKS HERE. IF LESS THAN ONE WEEK, ENTER 0

Range = 0 . 97

{If less than one week (If Renw2b=0)}

Renw2c

ENTER NUMBER OF DAYS HERE

Range = 0..6

Renw3

SHOW CARD J1

What did you notify HM Revenue and Customs about in your annual declaration form?

CODE ALL THAT APPLY

IF 'PREGNANCY', CODE AS 'Other'

- 1 There was no change in circumstances and/or income
- 2 Moved in with step-family
- 3 Birth of child
- 4 Just separated/divorced/split up
- 5 Change in childcare (e.g. cost, provider)
- 6 Started/stopped using childcare
- 7 I started earning more money
- 8 My hours increased
- 9 I had stopped working
- 10 I had moved job
- 11 I had moved into work (from out of work)
- 12 I was earning less money

- 13 My hours were reduced
- 14 My partner started earning more money
- 15 My partner's hours increased
- 16 My partner had stopped working
- 17 My partner just moved job
- 18 My partner just moved into work (from out of work)
- 19 My partner was earning less money
- 20 My partner's hours were reduced
- 21 Other (please specify)

{If Renw3=Other}

Renw3o

ENTER OTHER REASON

{If applied before April (If NTC5a=1)}

Renw4

And can I check, have you received a notice finalising your award for 2007-2008 from HM Revenue and Customs?

INTERVIEWER: IF NECESSARY SHOW EXAMPLE OF NOTICE FINALISING AWARD FOR 2007-2008. THIS IS FORM CODE TC602(E)

- 1 Yes
- 2 No

{If have notice finalising award (If Renw4 = yes)}

Renw4a

In that case, could you consult the notice finalising your award for 2007-2008, because it may be useful in the next question?

- 1 Yes
- 2 No (unable to find at time of interview)
- 3 No (Refusal/Unwilling)

{If Renw4a=Yes}

Renw5

As a result of the annual review, you may experience an overpayment or underpayment regarding your 2007-2008 award.

From the notice finalising your award for 2007-2008 (TC 602E), can you tell me if there is...READ OUT...

INTERVIEWER : THIS INFORMATION IS ON THE BACK PAGE OF FORM CODE TC602(E).

IF RECEIVED MORE THAN ONE FINAL AWARD NOTICE, TAKE THE MOST RECENT

- 1 ...a payment to be made by **HM Revenue and Customs to you,**
- 2 or a payment to be made by **you to HM Revenue and Customs,**
- 3 or neither of these?

{If net payment to or from HMRC (If Renw5=1 or 2)}

Renw6

How much is the net payment [by HM Revenue and Customs to you/by you to HM Revenue and Customs]?

ENTER POUNDS AND PENCE

Range = 0..9997.00

ASK OF THOSE WHO CURRENTLY RECEIVE WTC AND/OR CTC

{If currently receiving WTC or CTC or both (If BenNTC = 1, 2 or 3)}

{If have current award notice (If Awardb=Yes)}

NTCDat

[INTRODUCTION: (READ OUT) We have just been discussing your previous tax credits award. We now want to talk about your current award.]

From your latest award notice can you tell me the year from which income was used to work out your tax credit award?

INTERVIEWER: THIS INFORMATION WILL BE AT THE TOP OF THE 'YOUR INCOME SECTION FORM TC602 SEE PAGE 2

FORM TC602(A) SEE PAGE 3

- 1 2006-07
- 2 2007-08
- 3 2008-09

NTCinc

From your latest award notice what was [your/you and your partner's] total income, which was used to work out your tax credit award?

INTERVIEWER: THIS IS THE TOTAL 'INCOME FIGURE' AT THE BOTTOM OF THE 'YOUR INCOME' SECTION.

FORM TC602 SEE PAGE 2

FORM TC602(A) SEE PAGE 3

IF RECEIVES MIG OR PENSION CREDIT, ENTER '0'.

ENTER THE AMOUNT IN POUNDS AND PENCE.

Range = 0.00..99997.00

Soft Check:

IF NTCinc=>60000

[NTCinc] IS AN UNUSUAL AMOUNT. PLEASE CHECK!

*{If do not have award notice and applied before April 2008 and have **not** received a notice finalising notice award or finalising notice is not available (IF Awardb=No AND NTC5a=1 AND Renw4=No OR Renw4a=No)}*

NTCconR

Your award for 2007-2008 for Working Tax Credit/Child Tax Credit was based on your family income for April-2006 March 2007. Did you/your partner contact HM Revenue and Customs to report a revised estimate of your annual family income?

- 1 Yes
- 2 No

{IF have contacted IR (NTCconR=Yes)}

NTCconr1

For which year did you report a revised estimate (of family income)?

INTERVIEWER: IF REPORTED REVISED ESTIMATES MORE THAN ONE YEAR, CODE THE MOST RECENT

- 1 2006-07
- 2 2007-08
- 3 2008-09

{If do not have award notice and applied after April 2008 (IF Awardb=No AND NTC5a=2)}

NTCconr2

Your award for Working Tax Credit/Child Tax Credit in 2008-2009 is originally based on your family income for April 2007 - March 2008. Since then have you contacted HM Revenue and Customs to report an estimate of income for 2008-2009?

- 1 Yes
- 2 No

{If do not have award notice AND have not contacted HMRC regarding income for 2008/09 OR have award notice but refused or don't know amount income award based on {(If Awardb=No AND NTCconr1 = 1) OR (NTCconr2=No) OR (NTCDat=2008-09 and NTCinc=DK or Ref) or (Awardb=No and NTC5a=1 and Renw4=Yes)}

IncOld2

SHOW CARD J2

I would like you to think about your gross total family income, that is the amount before tax deductions, benefits and interest from savings. Which one of the categories on this card describes your annual income between April 2007 and March 2008?

- | | Annual | Weekly | Monthly |
|-----|-------------------|---------------|-----------------|
| 1 A | £50,001 - £58,000 | £951 - £1,100 | £4,151 - £4,850 |

2	B	£13,001 - £15,000	£251 - £300	£1,101 - £1,250
3	C	£19,001 - £23,000	£351 - £450	£1,601 - £1,900
4	D	£66,001 or more	£1,251 or more	£5,501 or more
5	E	£11,001 - £13,000	£201 - £250	£901 - £1,100
6	F	£23,001 - £50,000	£451 - £950	£1,901 - £4,150
7	G	Up to £5,000	Up to £100	Up to £400
8	H	£58,001 - £66,000	£1,101 - £1,250	£4,851 - £5,500
9	I	£5,001 - £11,000	£101 - £200	£401 - £900
10	J	£15,001 - £19,000	£301 - £350	£1,251 - £1,600

{If do not have award notice and have not contacted HMRC regarding income for 2008/09 OR have award notice but refused or don't know amount income award based on (IF Awardb=No AND NTCconr = No OR Awardb=Yes AND CNTCDat=2008-09 and NTCinc=Ref or DK)}

IncOld

SHOW CARD J2

I would like you to think about your gross total family income, that is the amount before tax deductions, benefits and interest from savings. Which one of the categories on this card describes your annual income between April 2006 and March 2007?

	Annual	Weekly	Monthly
1	A £50,001 - £58,000	£951 - £1,100	£4,151 - £4,850
2	B £13,001 - £15,000	£251 - £300	£1,101 - £1,250
3	C £19,001 - £23,000	£351 - £450	£1,601 - £1,900
4	D £66,001 or more	£1,251 or more	£5,501 or more
5	E £11,001 - £13,000	£201 - £250	£901 - £1,100
6	F £23,001 - £50,000	£451 - £950	£1,901 - £4,150
7	G Up to £5,000	Up to £100	Up to £400
8	H £58,001 - £66,000	£1,101 - £1,250	£4,851 - £5,500
9	I £5,001 - £11,000	£101 - £200	£401 - £900
10	J £15,001 - £19,000	£301 - £350	£1,251 - £1,600

Not1

Have [you or your partner] contacted HM Revenue and Customs to notify them about any changes in circumstances that have occurred since April 2008 and may have affected your Working Tax credit and/or Child Tax Credit award?

IF YES: Is that all the changes or some of the changes?

- 1 Yes - contacted HM Revenue and Customs about ALL changes
- 2 Yes - contacted HM Revenue and Customs about SOME changes
- 3 No - not notified yet
- 4 No - not applicable/no change in circumstances

{If have contacted HMRC (Not1=1 or 2)}

Not2^

SHOW CARD J3

What changes did you notify them about?

IF 'PREGNANCY', CODE AS 'OTHER'

CODE ALL THAT APPLY

- 1 Moved in with step-family
- 2 Birth of child
- 3 Just separated/divorced/split up
- 4 Change in childcare (e.g. cost, provider)
- 5 Started/stopped using childcare
- 6 I started earning more money
- 7 My hours increased
- 8 I had stopped working
- 9 I had moved job
- 10 I had moved into work (from out of work)
- 11 I was earning less money
- 12 My hours were reduced
- 13 My partner started earning more money
- 14 My partner's hours increased

- 15 My partner had stopped working
- 16 My partner just moved job
- 17 My partner just moved into work (from out of work)
- 18 My partner was earning less money
- 19 My partner's hours were reduced
- 20 Other (please specify)

{If Not2=Other}

NotO

ENTER OTHER REASON FOR CONTACTING HM REVENUE AND CUSTOMS

{If receive WTC (BenNTC = 1 or 3)}

NTCcc6

Do you receive extra money as part of your Working Tax Credit payments to cover the costs of childcare, this is called the **Child care element** on your tax credit award notice?

INTERVIEWER: PAGE 3 OF TAX CREDIT AWARD WILL SHOW IF PARENTS ARE IN RECEIPT OF THE CHILDCARE ELEMENT

- 1 Yes
- 2 No
- 3 Not sure

{If currently receive WTC or CTC OR those familiar with NTCs (BenNTC=1 or 2or 3 OR NTC2=1 or 2 or 3)}

Pintro

The next questions are to find out what you know about Working Tax Credit and Child Tax Credit. It doesn't matter if you do not know all the answers.

{If currently receive WTC or CTC(BenNTC=1 or 2 or 3)}

FC22^

SHOW CARD J4

And since ^firstdat (*date at NTC5b*) whilst you have been receiving [Working Tax Credit or Child Tax Credit or Tax Credits] have you ever made use of any of the benefits on this card that you may be entitled to?

- 1 Free baby milk or infant formula at reduced prices
- 2 Free NHS dental treatment
- 3 Free prescriptions
- 4 Help toward loft insulation
- 5 Help with childcare costs
- 6 Help with eye tests or spectacles
- 7 Help with fares to hospital
- 8 Free school meals
- 9 Help with legal fees
- 10 Help with home improvements (painting and decorating)
- 11 None of these

{If currently receive WTC or CTC OR those familiar with NTCs (BenNTC=1 or 2or 3 OR NTC2=1 or 2 or 3)}

NTC37

I am going to read out a series of statements about the Tax Credits. For each could you tell me whether you think it is true, false or if you don't know?

{Following questions (prefix NTC37) appear in random order in the CAPI program}

NTC37a

If you have been awarded Tax Credits - an increase in annual income greater than £25,000 will affect your current award?

- 1 True
- 2 False
- 9 Don't Know

NTC37b

If you are receiving Tax Credits and your income falls, you will not be entitled to receive any extra money until your claim is renewed.

- 1 True
- 2 False
- 9 Don't Know

NTC37c

If you are receiving Tax Credits and are using registered childcare, you may be eligible for help towards childcare costs.

- 1 True
- 2 False
- 9 Don't Know

NTC37d

Couples who work for more than 30 hours a week between them are eligible for a higher Working Tax Credit Award.

- 1 True
- 2 False
- 9 Don't Know

{If currently receive WTC or CTC OR those familiar with NTCs (BenNTC=1 or 2or 3 OR NTC2=1 or 2)}

NTC38a

Now some questions about changes in family circumstances. When you are given an award for Working Tax Credit or Child Tax Credit it lasts for twelve months. During that 12 months you must tell HM Revenue and Customs if your circumstances change in certain ways.

SHOW CARD J5

I am going to read out a list of different changes in family circumstances. From this card could you tell me, as far as you know, when, if at all, you would need to inform HM Revenue and Customs of each change?

You are in a couple and split up with your partner ...

- 1 Within 3 months
- 2 By the end of the tax year (March/April) at the latest
- 3 Would not need to tell HM Revenue and Customs at all

NTC38b

SHOW CARD J5

You are a lone-parent and move in with a new partner...

(ADD IF NECESSARY...how soon would you need to tell HM Revenue and Customs?)

- 1 Within 3 months
- 2 By the end of the tax year (March/April) at the latest
- 3 Would not need to tell the HM Revenue and Customs at all

NTC38e

SHOW CARD J5

You have a new child...

(ADD IF NECESSARY...how soon would you need to tell HM Revenue and Customs?)

- 1 Within 3 months
- 2 By the end of the tax year (March/April) at the latest
- 3 Would not need to tell the HM Revenue and Customs at all

NTC38h

SHOW CARD J5

Your child finishes full time education at 16 or 18 years old...

(ADD IF NECESSARY...how soon would you need to tell the HM Revenue and Customs?)

- 1 Within 3 months
- 2 By the end of the tax year (March/April) at the latest
- 3 Would not need to tell the HM Revenue and Customs at all

{If currently receive WTC or CTC OR those familiar with NTCs (BenNTC=1 or 2 or 3 OR NTC1a = 5, 6 or 7)}

NTC39^

If your family circumstances or income changed, how would you find out if these changes would affect your entitlement to Working Tax Credit or Child Tax Credit to Tax Credits? How else?

PROBE DO NOT PROMPT. CODE ALL THAT APPLY

- 1 Contact HM Revenue and Customs/use the Helpline
- 2 Contact the local council
- 3 Use the Internet
- 4 Ask friends and family
- 5 Citizens Advice Bureau
- 6 Visit a financial Adviser
- 7 Visit the local jobcentre
- 8 Visit the local tax office
- 9 Other (PLEASE SPECIFY)

{If NTC39 = Other}

NTC39O

ENTER OTHER ANSWER

OVERALL AWARENESS OF TAX CREDIT SYSTEM

{If not currently receiving or does not have any knowledge of NTCs and was not interviewed last wave (BenNTC = 4 or NTC2=4 AND Ffint=No)}

Intr2

Although you may have no experience of Working Tax Credit or Child Tax Credit, I would like to ask you some questions about what you may have heard about these tax credits.

{All}

FC42a

From what you know or have heard, what, do you think, is the maximum [you/you and your partner] can earn a year and still receive some Child Tax Credit?

GUESSES ARE ENCOURAGED.

FIRST, CODE TIME PERIOD: PER WEEK, MONTH OR YEAR

- 1 Per week
- 2 Per month
- 3 Per year
- 4 Per other period

FC42b

...NOW ENTER AMOUNT [period from FC42a]

Range = 0..99997

FC43

INTERVIEWER RECORD: DID RESPONDENT LOOK UP AMOUNT IN CHILD BENEFIT BOOK, OR SIMILAR SOURCE?

- 1 Yes
- 2 No

FC46

Do you know the minimum number of hours a week you have to work to be able to get Working Tax Credit?

- 1 Yes
- 2 No

{If FC46 = Yes}

FC47

How many hours a week is this?

Range = 0..97

FC48a^

Apart from earnings, what other things do you think HM Revenue and Customs (formerly known as the Inland Revenue) take into account in working out whether or not you can get Tax Credits, or how much you can get?

PROBE FULLY BUT DO NOT PROMPT. CODE AS MANY AS APPLY

- 1 Number of children
- 2 Age of children
- 3 Whether or not has a partner
- 4 Other income
- 5 Amount of Savings
- 6 Rent/Mortgage payments
- 7 Fares to work
- 8 Food/fuel costs
- 9 Amount of maintenance
- 10 Hours worked
- 11 Use of childcare
- 12 Don't Know
- 13 Other (PLEASE SPECIFY)

{If FC48a =Other}

FC48b

ENTER OTHER THING(S) HM REVENUE AND CUSTOMS TAKES INTO ACCOUNT

17. Income Support

Intro

INCOME SUPPORT SECTION

{If not receiving Income Support (ben1a<>1)}

IS0

Now some questions about Income Support. Can I just check, have you received Income Support at any time in the last 12 months?

ADD IF NECESSARY: Income support is a means-tested or income related benefit that does not depend on National Insurance contributions. It provides for basic living expenses for you and your family. It is paid on its own if you have no other income, or it can top up other benefits or earnings from part time work.

- 1 Yes
- 2 No

{If receiving Income Support (ben1a =1)}

IS1

You mentioned earlier that you are receiving Income Support. When did you start this present spell on Income Support?

INCLUDE TIME ON SUPPLEMENTARY BENEFIT
INTERVIEWER, ENTER YEAR...

Range = 1950..2050

IS2

...AND MONTH

IF DK, ASK 'Was it Winter, Spring...?' AND ENTER MID-SEASON MONTH:

SEE HELP <F9>

Mid-season months:

Winter: Jan (01)

Spring: Apr (04)

Summer: July (07)

Autumn: Oct (10)

Range = 1..12

IS3^

SHOW CARD K1

[During this spell on Income Support/Since date of last interview], have you made use of any of the benefits that go with it. I mean the benefits on this card?

CODE ALL THAT APPLY

- 1 Free prescriptions
- 2 Help with buying glasses
- 3 Free eye tests
- 4 Free school meals
- 5 Free NHS dental treatment
- 6 Free baby milk or infant formula at reduced prices
- 7 Fares to hospital
- 8 Loft insulation
- 9 Legal aid
- 10 None of these

{If NON PANEL and receiving Income Support (ben1a = 1)}

IS5

While you are receiving Income Support, do you know how much a week you are allowed to earn before money is taken off your weekly Income Support payments?

INTERVIEWER: CODE TO THE NEAREST £

IF DOESN'T KNOW, ENTER [CTRL+K]

Range = 0..997

IS6

Do you know how many hours a week you can work before you would lose Income Support completely?

INTERVIEWER: CODE TO THE NEAREST £

IF DOESN'T KNOW, ENTER [CTRL+K]

Range = 0..97

{If receiving Income Support (ben1a = 1) or JSA (ben1a = 2) and respondent is a lone parent}

IS6a

Some lone parents who leave Income Support or Job Seeker's Allowance and move into work may keep their Income Support or Job Seeker's Allowance payments for two weeks. Were you aware of this?

- 1 Yes
- 2 No

{If aware of this (IS6a=Yes)}

IS6c

Has the lone parents' benefit run-on made you think differently about moving into paid work?

- 1 Yes
- 2 No

{If think differently (IS6c=Yes)}

IS6d

In what way has the lone parents' benefit run-on made you think differently about moving into paid work?

INTERVIEWER RECORD RESPONSE

- 1 *Transition into work will be financially less difficult*
- 2 *Generally, will be financially better off working*
- 3 *Thinking about work SOONER than otherwise would*
- 4 *Other specific answer, not codeable to 1-3*
- 97 *Other vague answer, not codeable to 1-4*

{If receiving or received Income Support in the last year (Ben1a=1 or IS0=1)}

IS7

During the past 12 months, have you applied to the Department for Work and Pensions (formerly the DSS) for a Social Fund Community Care Grant to pay for something you needed?

- 1 Yes
- 2 No

{If IS7 = yes}

IS8^

What was this for?

CODE ALL THAT APPLY

- 1 Bed
- 2 Other furniture

- 3 Cooker
- 4 Fridge
- 5 Washing machine
- 6 Other appliance
- 7 Other item (SPECIFY AT NEXT QUESTION)
- 8 *Clothing*
- 9 *Removal costs*
- 10 *Carpets/Home decoration*
- 11 *Applied for ineligible item*
- 13 *Other specific answer, not codeable to 1-11*
- 97 *Other vague answer, not codeable to 1-13*

{If Is8=Other item}

IS9

INTERVIEWER: ENTER NAME OF OTHER ITEM(S).
 PROBE FULLY

TABLE FOR EACH ITEM MENTIONED AT IS8

IS10

[Item mentioned at IS8]

Was your request granted?

- 1 Yes - whole amount asked for
- 2 Yes - less than amount asked for
- 3 No

END OF TABLE

{If receives Income Support or receives income-based JSA (Ben1a = 1 or Ben1a =2 and Ben5=2)}

IS11

And during the past 12 months, have you applied to the Department for Work and Pensions (formerly the DSS) for a loan from the Social Fund(not a grant), to pay for something you needed?

- 1 Yes
- 2 No

{If IS11 = Yes}

IS11a

Were you given a loan, or any loans, from the Social Fund?

- 1 Yes
- 2 No

{If has received Social Fund loan(s) (IS11a = Yes)}

IS11b

And, thinking about your most recent application, what did you want this loan for?

- 1 furniture/household equipment
- 2 clothing/footwear
- 3 rent in advance/costs associated with moving house
- 4 improvement, maintenance and security of the home
- 5 travel expenses
- 6 expenses associated with seeking or re-entering work
- 7 general living expenses
- 8 Other

{If receiving Income Support (Ben1a =1)}

IS12

Are any deductions made from your weekly benefit payments for things like social fund loans, electric bills, and things like that?

- 1 Yes
- 2 No

{If IS12 = yes}

IS13^

What are these deductions for?

- 1 Electric bills
- 2 Gas bills
- 3 Social fund loans
- 4 Overpayments
- 5 Council tax arrears
- 6 water charges
- 7 Rent arrears
- 8 Maintenance payments
- 9 Other

{If IS12 = yes}

IS14

How much is deducted each week from your social security payments?
ENTER POUNDS AND PENCE

Range = 1..997.00

18. Other sources of income

Intro

OTHER INCOME SECTION

Oin1

So far we have talked about jobs, benefits (maintenance) and so on.

Do you have any **other** regular income, that is, money you can count on coming in most weeks or months, **excluding** any income from savings or investments [and excluding your partners wages from work (if any)]?

INTERVIEWER: IF APPLICABLE, PROBE FOR INCOME FROM PENSION (RESPONDENT OR PARTNER) - THIS SHOULD BE INCLUDED

- 1 Yes
- 2 No

{If Oin1 = yes}

Oin2

How much extra money do you get in this way?

INTERVIEWER: IF UNSURE, PROBE FOR AVERAGE
ENTER POUNDS AND PENCE

Range = 0..9997.00

Oin3

And what period of time does this amount cover?

- 1 One week
- 2 Two weeks
- 3 Three weeks
- 4 Four weeks
- 5 Calendar month
- 7 Two Calendar months
- 8 Eight times a year
- 9 Nine times a year
- 10 Ten times a year
- 13 Three months/13 weeks
- 26 Six months/26 weeks
- 52 One Year/12 months/52 weeks
- 90 Less than one week
- 95 One off/lump sum
- 97 None of these (EXPLAIN IN A NOTE)

Oin4^

And where does this money come from?

INTERVIEWER PROBE FULLY

- 1 Board and lodgings from son/daughter
- 2 Board and lodgings from other
- 3 Private / occupational pension
- 4 Income from benefit payments
- 5 Income from maintenance payments
- 6 Other(please specify at next question)
- 7 *Bursary/grant for study*
- 8 *Occasional job*
- 9 *Other specific answer, not codeable to 1-8*
- 97 *Other vague answer, not codeable to 1-9*

{If Oin4 = Other}

Oin4a

INTERVIEWER: RECORD OTHER SOURCES OF MONEY

19. Savings

Intro

SAVINGS

Savmm1

Now there are some questions about CURRENT accounts and SAVINGS accounts. These could be with a bank, a building society, the post office, supermarkets, or other organisations.

Do [you/you and your partner] have any current accounts or savings accounts? This could be in your own name only, or held jointly with someone else.

INTERVIEWER: THIS IS AN OPINION QUESTION.

DO NOT INCLUDE CHILDREN'S ACCOUNTS.

- 1 Yes - any account
- 2 No

{If Savmm1 = yes, and in a couple}

Savmm2^

In what names do you hold this (these) account(s)?

CODE ALL THAT APPLY

- 1 Any account in respondent's name only
- 2 Any account in partner's name only
- 3 Any joint account

{All}

Savmm3b

Have you ever been refused an account by a bank or building society?

- 1 Yes
- 2 No

{If savmm3b=Yes}

Savmm3c

When was that?

INTERVIEWER: PLEASE ENTER YEAR FIRST AND MONTH IF LESS THAN 3 YEARS AGO.

COLLECT **MOST RECENT** OCCASION IF HAS BEEN REFUSED MORE THAN ONE ACCOUNT

Range = 1930..2050

{If Savmm3c in last 3 years}

Savmm3d

INTERVIEWER: ENTER MONTH.

Range = 1..12

NO SAVMM4, 5 OR 6

{All}

Savmm8

Do you save regularly?

(NOTE THIS CAN BE INTO A BANK OR BUILDING SOCIETY ACCOUNT, A CREDIT UNION, OR SOME OTHER WAY)

- 1 Yes
- 2 No

{If save regularly, (Savmm8=Yes)}

Savmm9^

Are you saving for a particular reason, such as to pay bills or to buy something, for the future, or for no particular reason?

INTERVIEWER: PROBE TO PRECODES

- 1 Putting aside money for bills
- 2 Saving for a particular purchase (e.g. car, house deposit, durable goods)
- 3 Saving for the future / long-term (e.g. for a pension)
- 4 No particular purpose - just saving, a habit, etc.
- 5 Other

{If Savmm1 = Yes}

Sav1^

SHOW CARD L1

Now thinking about money that you consider to be savings.

At present do you [and your partner] have any money in any of the places mentioned on this card?

THIS IS AN OPINION QUESTION

CODE ALL THAT APPLY

INTERVIEWER: THERE ARE 14 CODES.

- 1 Bank/ Building Society deposit account
- 2 Bank/ Building Society current account
- 3 Post Office
- 4 Building Society savings or investment account
- 5 Friendly society/savings club
- 6 Premium bonds
- 7 Family bonds
- 8 Credit Union
- 9 National Savings
- 10 TESSA
- 11 Individual Savings Account (ISA):cash based
- 12 Individual Savings Account (ISA):stocks and shares based
- 13 Any other savings
- 14 Has no savings (spontaneous code)

TABLE for each saving type coded at Sav1

{If has savings (Sav1<>14)}

Sav2

How much do you have saved in [name of account from Sav1]?

INTERVIEWER: ENTER POUNDS AND PENCE

IF ACCOUNT IS CURRENTLY OVERDRAWN CODE 9999997

Range = 1..9999997

End table

Sav3

Do [you/you and your partner] have any money invested in things like company shares, unit trusts, PEPs, bonds or securities?

- 1 Yes
- 2 No

{If Sav3 = yes}

Sav4

How much money, do you think, are these investments worth at the present time?

INTERVIEWER: ENTER POUNDS AND PENCE

Range = 1..9999997

{If Sav4=refused or don't know}

Sav4a

Would you say that these investments are worth more than £20,000 at the present time?

- 1 Yes
- 2 No

Sav4s

Have you, or has someone on your behalf, taken out a Stakeholder pension?

IF YES: Did you take it out yourself or did someone take it out on your behalf?

- 1 Yes, took one out for myself
- 2 Yes, someone took one out on my behalf
- 3 No

{If have taken out a stakeholder pension (Sav4s = 1 or 2)}

Sav5s

How much do you pay for your Stakeholder pension?

ENTER POUNDS AND PENCE

Range = 0..99997.00

Sav6s

What period does that cover?

- 1 One week
- 2 Two weeks
- 3 Three weeks
- 4 Four weeks
- 5 Calendar month
- 7 Two Calendar months
- 8 Eight times a year
- 9 Nine times a year
- 10 Ten times a year
- 13 Three months/13 weeks
- 26 Six months/26 weeks
- 52 One Year/12 months/52 weeks
- 90 Less than one week
- 95 One off/lump sum
- 97 None of these (EXPLAIN IN A NOTE)

Sav4p

Do you have a personal or private pension plan (apart from a Stakeholder Pension) that you [or your employer] are currently contributing to. [Do not include pensions run by your employer.]?

- 1 Yes
- 2 No

{If Savp = yes}

Sav5p

How much do you pay for your personal pension?

ENTER POUNDS AND PENCE

Range = 0..99997.00

Sav6p

What period does that cover?

- 1 One week
- 2 Two weeks
- 3 Three weeks
- 4 Four weeks
- 5 Calendar month
- 7 Two Calendar months
- 8 Eight times a year
- 9 Nine times a year
- 10 Ten times a year
- 13 Three months/13 weeks
- 26 Six months/26 weeks
- 52 One Year/12 months/52 weeks
- 90 Less than one week
- 95 One off/lump sum
- 97 None of these (EXPLAIN IN A NOTE)

{If a couple household}

Sav5

SHOW CARD L2

People organise their family finances in different ways. Which of the ways on this card comes closest to the way you organise yours?

- 1 I look after all the household's money (except some personal spending money for my partner, if any)
- 2 My partner looks after all the household's money (except my personal spending money, if any)
- 3 I am given a housekeeping allowance. My partner looks after the rest of the money
- 4 We share and manage our finances jointly
- 5 We keep our finances completely separate
- 6 Some other way (SPECIFY)
- 7 *Other specific answer, not codeable to 1-5*
- 97 *Other vague answer, not codeable to 1-7*

{If (Sav5 = other)}

Sav5a

What other way?

{If a couple household and receiving WTC or CTC (Benntc=1 or 2 or 3)}

Sav6

Have you changed the way you organise your family's finances, since first claiming [Working Tax Credit, Child Tax Credit, Working Tax Credit and Child Tax Credit]?

- 1 Yes
- 2 No

{If Sav6 = yes}

Sav7

What changes to your family's finances have you made?

INTERVIEWER RECORD

- 1 *Budget over a different period (e.g. weekly instead of monthly)*
- 2 *Partner now gives me more*
- 3 *I now give my partner more*
- 4 *We now share the finances*
- 5 *Other specific answer, not codeable to 1-4*
- 97 *Other vague answer, not codeable to 1-5*

TABLE FOR EACH CHILD IN HOUSEHOLD AGED 18 or UNDER

SavCh3

Thinking of [child's name], does [he/she] have any savings in a bank or building society account; or any National Savings and Investments, such as Children's Bonus Bonds; or any stocks and shares, or other investments?

- 1 Yes
- 2 No

{IF Savch3=Yes}

Savch4

SHOW CARD L3

Thinking of [child's name]'s savings, in total, roughly what would you say is the current value held by [child's name]?

- 1 Less than £500
- 2 £501 to £1,000
- 3 £1,001 to £1,500
- 4 £1,501 to £3,000
- 5 Greater than £3,000

20. Expenditure Section

Intro

EXPENDITURE SECTION

{A/}

ExpInt1

This next section is about the sorts of things that some families have or would like to do, but which many people have difficulty finding the money for.

INTERVIEWER: ASK RESPONDENT TO READ OUT THE NUMBER FROM THE SHOWCARD

ExpShoeA

SHOW CARD M1

Do you and your family have.....

Two pairs of all-weather shoes for each adult?

THIS IS RESPONDENT'S OWN INTERPRETATION.

- 1 We have this
- 2 We would like to have this, but cannot afford it at the moment
- 3 We do not want/need this at the moment

ExpCeleb

SHOW CARD M1

A celebration with presents, for friends and family at special occasions like birthdays?

THIS IS RESPONDENT'S OWN INTERPRETATION.

- 1 We have this
- 2 We would like to have this, but cannot afford it at the moment
- 3 We do not want/need this at the moment

ExpToys

SHOW CARD M1

Toys and sports gear for the children?

THIS IS RESPONDENT'S OWN INTERPRETATION.

- 1 We have this
- 2 We would like to have this, but cannot afford it at the moment
- 3 We do not want/need this at the moment

ExpHol

SHOW CARD M1

A one-week holiday away from home, not staying with relatives?

THIS IS RESPONDENT'S OWN INTERPRETATION.

- 1 We have this
- 2 We would like to have this, but cannot afford it at the moment
- 3 We do not want/need this at the moment

ExpNight

SHOW CARD M1

A night out once a month?

THIS IS RESPONDENT'S OWN INTERPRETATION.

- 1 We have this
- 2 We would like to have this, but cannot afford it at the moment
- 3 We do not want/need this at the moment

ExpFriend

SHOW CARD M1

Are you and your family... able to have friends or relatives for a meal, once a month?
THIS IS RESPONDENT'S OWN INTERPRETATION.

- 1 We have this
- 2 We would like to have this, but cannot afford it at the moment
- 3 We do not want/need this at the moment

ExpCar

SHOW CARD M1

Do you and your family have.....

A car/van?

THIS IS RESPONDENT'S OWN INTERPRETATION.

- 1 We have this
- 2 We would like to have this, but cannot afford it at the moment
- 3 We do not want/need this at the moment

IntUse

Can I just check, do [you/ you or your partner] ever use the internet?

- 1 Yes
- 2 No

{/IF IntUse=Yes}

IntAcc

How do [you/ you or your partner] usually access the internet?

CODE ALL THAT APPLY

- 1 Home Computer
- 2 Work Computer
- 3 Friends' or Relatives' Computer
- 4 Digital Television
- 5 Mobile Phone
- 6 Games Console
- 7 Library
- 8 Internet Café
- 9 Other

Exp11^

SHOW CARD M2

Sometimes families are not able to pay every bill when it falls due. May I ask, are you up-to-date with the bills on this card, or are you behind with any of them?

INTERVIEWER: THERE ARE 11 CODES. CODE ALL THAT APPLY.

- 1 behind with the electricity bill
- 2 behind with the gas bill
- 3 behind with other fuel bills like coal or oil
- 4 behind with Council Tax
- 5 behind with insurance policies
- 6 behind with telephone bill
- 7 behind with television/video rental or HP
- 8 behind with other HP payments
- 9 behind with water rates
- 10 other (please specify)
- 11 not behind with any of these
- 12 *Rent/Mortgage*
- 13 *Catalogue payments*
- 97 *Other vague answer, not codeable 1-13.*

{If Exp11= other }

Exp11o

PLEASE SPECIFY

TABLE FOR EACH ITEM CODED AT EXP11

{If behind with any bills (Exp11<>11)}

Exp12

How much do you owe for [name of bill mentioned at Exp11]?

INTERVIEWER: ENTER POUNDS AND PENCE.

Range = 1..9997.00

END TABLE

Exp13^

SHOW CARD M3

Do you use any of the different ways of buying things listed on this card?

- 1 Credit cards {like Master card, Visa etc}
- 2 Charge cards {like American Express, Diners Club}
- 3 Shop or store cards {like Marks and Spencer, BHS etc}
- 4 Catalogues / mail order schemes
- 5 none of these

TABLE FOR EACH ITEM CODED AT EXP13

{If use any of the ways of buying things mentioned at Exp13 }

Exp13a

How much, if anything, is outstanding on [name of card mentioned at Exp13]. Please do not include credit card and other bills being fully paid off in the current month?

ENTER POUNDS AND PENCE. IF OWES NOTHING, CODE 0.

Range = 0..99997.00

Exp14

At the moment are you able to manage the repayments on [name of card mentioned at Exp13]. I mean, to meet the minimum amount you have to repay?

- 1 Yes
- 2 No

{If Exp14 = no}

Exp15

How much are you unable to repay at the moment?

INTERVIEWER: THIS IS THE TOTAL AMOUNT OF OUTSTANDING REPAYMENTS, NOT THE TOTAL AMOUNT ON THE CARD

INTERVIEWER: ENTER POUNDS AND PENCE.

Range = 1..9997.00

Soft Check

If Exp15 > 5000:

ARE YOU SURE? THAT'S OVER £5,000 ON ONE CARD.

END TABLE

Exp16^

SHOW CARD M4

Over the past 12 months, have you used any of these ways to borrow money?

CODE ALL THAT APPLY

- 1 a bank overdraft
- 2 a fixed term loan from the Bank or Building Society (NOT MORTGAGE)
- 3 a loan from a finance company
- 4 a loan from a money lender or 'tally man'
- 5 a loan from a friend or relative
- 6 a loan, or advance on wages, from your employer
- 7 a Social Fund loan
- 8 other (please specify)
- 9 none of these
- 10 *Re-mortgage house/equity release/increase mortgage*
- 11 *Student loan*
- 12 *Other specific answer, not codeable to 1-11*
- 97 *Other vague answer, not codeable to 1-12*

{If Exp16=Other}

Exp16o

PLEASE SPECIFY

{If has bank overdraft (Exp16=1)}

Exp16a

How much are you currently overdrawn at the bank?

INTERVIEWER: ENTER POUNDS AND PENCE.

Range = 0..9997.00

TABLE FOR EACH LOAN CODED AT EXP16

{If loaned any money}

Exp16b

What is the total amount currently outstanding on [type of loan mentioned at Exp16]?

ENTER POUNDS AND PENCE. IF OWES NOTHING, CODE 0.

Range = 0..99997.00

Exp17

Are you able to keep up with the repayments for the [type of loan mentioned at Exp16] or are you getting behind?

- 1 keeping up
- 2 getting behind

{If getting behind with repayments (Exp17 =2)}

Exp18

How much do you now owe on these overdue payments?

INTERVIEWER: ENTER POUNDS AND PENCE.

Range = 1..9997.00

ExpPlan

Do you have a repayment plan for this loan?

- 1 Yes
- 2 No

{If ExpPlan=yes}

ExpWhen

When do you expect to finish paying it back?

- 1 less than 3 months
- 2 3 to less than 6 months
- 3 6 months to less than 1 year
- 4 1 to less than 3 years
- 5 3 years or more

END TABLE

{If having problems with making repayments (any Exp14=no or any Exp17=2)}

ExpDebt

Do you have to go without things that you or your family need because of your current debt repayments?

IF YES, PROBE TO PRECODES

- 1 Yes, most of the time
- 2 Yes, occasionally
- 3 No

Exp25

Thinking back over the past 12 months, how often would you say you have had trouble with debts that you found hard to repay...READ OUT

- 1 ..almost all the time,
- 2 ...quite often,
- 3 ...only sometimes,
- 4 ...or never?

Savmm6

How often, would you say, do you have money over at the end of the week, or if you budget by the month, at the end of the month?

Would you say it was ... READ OUT ...

- 1 Always
- 2 Most weeks/months
- 3 more often than not
- 4 sometimes
- 5 hardly ever
- 6 or never?
- 7 Spontaneous: Don't know/too hard to say/varies too much to say

Savmm7

And how often, would you say, do you run out of money before the end of the week or the month? Would you say it was ... READ OUT

- 1 always
- 2 most weeks/months
- 3 more often than not
- 4 sometimes
- 5 hardly ever
- 6 or never?
- 7 Spontaneous: Don't know/too hard to say/varies too much to say

Exp19

How often would you say you have been worried about money during the last few weeks?...READ OUT,

- 1 ...almost all the time,
- 2 ...quite often,
- 3 ...only sometimes,
- 4 ...never?

Exp20

SHOW CARD M5

Taking everything together, which of the phrases on this card best describes how you and your family are managing financially these days?

- 1 manage very well
- 2 manage quite well
- 3 get by alright
- 4 don't manage very well
- 5 have some financial difficulties
- 6 are in deep financial trouble

Exp21

You say that now you [response from Exp20]. During the past 12 months, would you say that your situation has .. READ OUT :

- 1 ...got worse,
- 2 ...got better,
- 3 ...or has it stayed more or less the same?

{If situation has got worse (Exp21 = 1)}

Exp22

Is this because you need to buy more things nowadays, or are you having to manage on less money?

- 1 Need to buy more
- 2 Managing on less money
- 3 (Spontaneous) Both
- 4 (Spontaneous) Rise in cost of living

{If situation has got better (Exp21 = 2)}

Exp23

Is this because you need to buy fewer things nowadays or do you have more money to spend?

- 1 Need fewer things
- 2 More money
- 3 (Spontaneous) both
- 4 Other reason

{If Exp20=Response}

Exp24

And do you expect things to go on like this for the foreseeable future or do you expect things to get better for you, or to get worse?

- 1 Things will go on like this
- 2 Things will get better
- 3 Things will get worse

Exp26a^

Some people bringing up children receive financial help from their families, often from their parents. Over the past 12 months, has your family ever helped you with ... READ OUT... THIS IS RESPONDENT'S OWN INTERPRETATION OF FAMILY

- 1 ...paying towards bills?
- 2 ...buying clothes for your children?
- 3 ...buying clothes for you?
- 4 ...paying for trips/holidays?
- 5 ...buying new items (SPECIFY AT NEXT QUESTION)?
- 6 none of these
- 7 not applicable, has no family
- 8 *Buying electrical equipment*
- 9 *Buying furniture/furnishings/home-improvements*
- 10 *Buying toys and equipment for the children*
- 11 *Food*
- 12 *Other specific answer, not codeable to 1-11*
- 97 *Other vague answer, not codeable to 1-12*

{If received help buying new items (Exp26a = 5)}

Exp26b

INTERVIEWER: ASK AND RECORD TYPES OF NEW ITEM

Exp27^

[Over the past 12 months has/does] your family ever given or lent you money?
PROBE AS NECESSARY

- 1 Regularly give money
- 2 Sometimes give money
- 3 Lend money
- 4 None of these

21. Future work prospects and social capital

{If main respondent is Lone parent}

Jsc80

Taking everything together, what do you think is the most likely thing to happen to you over the next couple of years...READ OUT...

- 1 ...working 16 or more hours a week,
- 2 working less than 16 hours a week,
- 3 or, you will not be working?

{If will be working 16 or more hours a week (Jsc80=2)}

Jsc81

...and over the next couple of years do you think you are likely to be ... READ OUT...

- 1 ...receiving New Tax Credits,
- 2 or not receiving New Tax Credits?

{If in a couple (ask for main R and partner separately)}

Jsc82

SHOW CARD M6

Taking everything together, what do you think is the most likely thing to happen to you over the next couple of years?

- 1 Both of us working 16 or more hours a week
- 2 One of us working 16 hours or more a week
- 3 Neither of us working 16 or more hours a week
- 4 Neither of us working

{If both working 16 or more hours a week (Jsc82=1)}

Jsc83

...and over the next couple of years do you think you or your (husband/partner/wife) are likely to be ... READ OUT...

- 1 ...receiving Tax Credits,
- 2 or not receiving Tax Credits?

SspRel

The next questions are about how often you personally contact relatives, friends and neighbours. ADD IF NECESSARY: We are interested in finding out about how the neighbourhood and social networks can have an impact on family life.

SHOW CARD M9

How often do you speak to relatives on the phone?

- 1 On most days
- 2 Once or twice a week
- 3 Once or twice a month
- 4 Less often than once a month
- 5 Never

SspFr

SHOW CARD M9

How often do you speak to friends on the phone?

- 1 On most days
- 2 Once or twice a week
- 3 Once or twice a month
- 4 Less often than once a month
- 5 Never

SspNei

SHOW CARD M9

How often do you speak to neighbours (face-to-face)?

- 1 On most days
- 2 Once or twice a week
- 3 Once or twice a month
- 4 Less often than once a month
- 5 Never

SmeRel

SHOW CARD M9

How often do you meet up with relatives that are not living with you?

- 1 On most days
- 2 Once or twice a week
- 3 Once or twice a month
- 4 Less often than once a month
- 5 Never

SMeFri

SHOW CARD M9

How often do you meet up with friends?

- 1 On most days
- 2 Once or twice a week
- 3 Once or twice a month
- 4 Less often than once a month
- 5 Never

SVol^

SHOW CARD M10

During the last 12 months have you given any unpaid help to any groups, clubs or organisations in any of the ways shown on this card?

- 1 Raising or handling money/ taking part in sponsored events
- 2 Leading the group/member of a committee
- 3 Organising or helping to run an activity or event
- 4 Visiting people
- 5 Befriending or mentoring people
- 6 Giving advice/information/counselling
- 7 Secretarial, admin or clerical work
- 8 Providing transport/driving
- 9 Representing
- 10 Campaigning
- 11 Other practical help (e.g. helping out at a school, religious group, shopping)
- 12 Any other help
- 13 None of the above

22. End section

Backchk

A certain number of interviews in any survey are checked by a supervisor to make sure people are happy with the way the interview was carried out. In case my supervisor needs to contact you for this purpose can I take your telephone number (landline and/or mobile).

INTERVIEWER: IF POSSIBLE COLLECT MOBILE NUMBER AS WELL AND CORRECTLY RECORD ON FRONT OF ARF.

IF POSSIBLE COLLECT E-MAIL ADDRESS AS WELL AND CORRECTLY RECORD ON FRONT OF ARF.

{If respondent or partner agreed to linking to DWP admin at last wave (If ffdwpr³=Yes OR ffdwpp=Yes)}

DwpCon

Our records show that last year you kindly gave permission to add information from the Department for Work and Pensions database to your answers on this study. Are you happy for this permission to continue?

INTERVIEWER: If requested, give respondent copy of YELLOW data linking information sheet

- 1 Yes
- 2 No Respondent wishes to withdraw permission

{Datalink questions for MAIN respondent}

{Asked of those who not interviewed last wave or did not give permission last wave (If ffdwpr<>Yes OR ffdwpp<>Yes If did not give permission in previous two waves permission for data linking in w9 not asked)}

DWPLnk1

INTERVIEWER: GIVE RESPONDENT THE YELLOW DATA LINKING INFORMATION SHEET

The Department for Work and Pensions (formerly the DSS) holds information about benefits, tax credits and employment. We would like to add this information to your answers from the questions we have just asked you to:

- * Create a more accurate picture of people's work history, benefits and needs
- * Help researchers and policymakers to be better informed in their work to improve programs designed to help people

In order to do this we need your permission to pass your **full name, sex, date of birth** and **address** to the Department for Work and Pensions.

* The information will **only** be used for research and statistics.

* The information will be kept **confidential**.

* Names and addresses are **never** included in the results and no individual can be identified from the research

* Your personal details **will not** be passed to anyone else outside the at NatCen and the Department for Work and Pensions.

* The information **will not** be used to work out whether anyone is claiming benefits or tax credits they should not be.

* Any current or future claims for benefits or tax credits **will not** be affected.

* You can withdraw your permission to link to these records **at any time by completing the form below**. This **will not** affect your future participation in the study.

DWPLnk2

Can we have your permission to pass on your full name, sex, date of birth and address to the Department for Work and Pensions?

- 1 Yes
- 2 No
- 3 Not sure/has queries

³ FFdwpr and FFdwpp are feedforward variables from the last interview.

{If not sure/has queries (DWPLnk2 = 3)}

DWPLnk3

ABOUT BENEFITS...

We have asked you for information about the benefits and tax credits you may be receiving. The benefits system can be confusing and the names of benefits change over time. The Department for Work and Pensions (DWP) will link the information you have provided with their benefit records to confirm which benefits you are claiming. This is not carried out in order to detect fraud and will not affect any claim you have at present or in the future.

ABOUT JOBS...

We have asked you about your current/last job(s). You may have only had one job, but some people may have had more and may find it difficult to remember the exact date they started and finished each job. The Department for Work and Pensions (DWP) holds information about people's jobs. DWP will link the information you have provided with their employment records to provide a more detailed picture about when you started and finished each job. This will tell them more about how long people spend in jobs and how many jobs they are likely to have.

DWPLnk4

Can we have your permission to pass on your full name, sex, date of birth and address to the Department for Work and Pensions?

- 1 Yes
- 2 No

AskScot

INTERVIEWER: WHICH COUNTRY ARE YOU IN?

- 1 England
- 2 Scotland
- 3 Wales

{If respondent gave permission to link NPD information for all children at last interview and interviewing in England (If ffnpd⁴=Yes AND askScot=1)}

NPDCon

Our records also show that you gave permission to add information about your child(ren) from the National Pupil Database to your answers on this study. Are you happy for this permission to continue?

INTERVIEWER: If requested, give respondent copy of PURPLE data linking information sheet

- 1 Yes
- 2 No Respondent wishes to withdraw permission

{Asked of the main respondent for all children aged 16 and under currently in school of who the respondent is the parent or legal parental guardian. (Based variables age, typeed and legal)}

{Asked of those who not interviewed last wave or did not give permission last wave}

{Not asked in Scotland and Wales(AskScot ne 2 or 3)}{If did not give permission in previous two waves permission for data linking in w9 not asked}

NPDLnk1

INTERVIEWER: GIVE RESPONDENT THE **PURPLE** DATA LINKING INFORMATION SHEET

The Department for Children, Schools and Families (DCSF) looks after schools, colleges and other forms of education. We would like to obtain more information about how your child(ren) are doing at school by adding information from the National Pupil Database to the answers you have given to the questions in this interview. This database is held by DCSF and contains information about how children are doing at school in the various exams and tests that they take.

In order to do this we need your permission to pass your **child's/children's full name, sex, date of birth** and **address** to the Department for Children, Schools and Families (DCSF).

* The information will **only** be used for research purposes.

* Names and addresses are **never** included in the results and no individual can be identified from the research

* The information will be kept **confidential**.

* Your child's details **will not** be passed to anyone else outside the research team at NatCen and the Department for Children, Schools and Families.

* Your child's education **will not** be affected.

⁴ Ffnpd is a feed forward variable from the last interview.

* You or your child can withdraw your permission to link to these records at **any time by completing the form below**. This **will not** affect your future participation in the study.

{Question asked separately for each eligible child in household}

NPDLnk2

Can we have your permission to pass [child's name], sex, date of birth and address to the Department for Children, Schools and Families (DCSF)?

- 1 Yes
- 2 No
- 3 Not sure/has queries

{If not sure/has queries NDPLnk2=3}

NPDLnk3

We have asked you how you think your child is performing at school in maths, English and science. Children take a number of tests at school called key stage tests. The Department for Children, Schools and Families (DCSF) holds the results of these tests for all children at school. DCSF will link your child's personal details to the results information they hold to give more detailed information about your child's progress.

NPDLnk4

Can we have your permission to pass [child's name] , sex, date of birth and address to the Department for Children, Schools and Families (DCSF)?

- 1 Yes
- 2 No

ChFNam

In order to do this we need to collect the full name(s) of your child/children.

Please could you tell me [name of child]'s full first name?

ENTER FIRST NAME AT THIS QUESTION

ChSNam

Please could you tell me [name of child]'s surname?

ENTER SURNAME AT THIS QUESTION

CHSCon

The first name is [first name]

The surname is [surname]

- 1 Correct
- 2 Incorrect - go back and change

FollUp

Sometime in the future, there may be a follow-up study, other than the Families and Children Study. Such a study would have to be agreed with the Department for Work and Pensions. If there was another study, would it be all right for us to contact you again?

- 1 Yes
- 2 No

{If agreed to contact by NatCen; If FollUp=Yes}

FFollog

And if the Department for Work and Pensions wanted another research organisation to conduct a follow-up to this study, would you be willing for us to pass on your details to this other research organisation?

- 1 Yes
- 2 No

23. Relationship history

{NOT ASKED IF MAIN RESPONDENT IS THE GRANDAPRENT OF ALL CHILDREN IN THE HOUSEHOLD}

PARALLEL BLOCK: free-floating module

INTRO : IS THE RESPONDENT READY TO START THIS BLOCK

- 1 Yes
- 2 No

PartPNow

INTERVIEWER: IS THE RESPONDENTS PARTNER (PARTNER'S NAME) PRESENT IN THE HOME NOW?

- 1 Yes
- 2 No

{If couple household and non-panel case}

R1q

When did you and [partner's name] first meet?

ENTER YEAR ONLY

Range = 1930..2050

R2q

And when did you first start to share a home together?

FIRST ENTER YEAR

Range = 1930..2050

R3q

...THEN ENTER MONTH.

IF DK, ASK 'Was it Winter, Spring...?' AND ENTER MID-SEASON MONTH

Mid-season months:

Winter: Jan (01)

Spring: Apr (04)

Summer: July (07)

Autumn: Oct (10)

Range = 1..12

R4q

And may I just check, are you and [partner's name] married?

- 1 Yes
- 2 No

R6q

COMPUTED VARIABLE:

Compute number of months from interview date back to DOB of respondent's eldest child, and add 12 months.

Compute number of months back to when Resp first set up home with present partner (ie. R2q x 12, plus R3q.)

Did their present relationship begin before or after the eldest child was conceived? :

- 1 Before - Relationship started at same time/before eldest conceived
- 2 After - Started after eldest conceived

IF 'AFTER', THEY JUMP TO R11q:
IF 'BEFORE', THEY AVOID THE RELATIONSHIP HISTORY ALTOGETHER, AND JUST GET
ASKED R7q TO R10q

*{If panel and a couple and is same partner or Non panel and relationship started before eldest
conceived (R6q=1)}*

R7q

[Since [date of last interview]/Were there ever] any spells of a month or more when you were not living
together as a couple?

DO NOT INCLUDE BREAKS FOR WORK OR STUDY

- 1 Yes
- 2 No

{If R7q = yes}

R7bq

Can I check, were any of these spells apart in the last 12 months, that is since [date 12 months ago]?

- 1 Yes
- 2 No

R9rq

Now thinking about spells apart since [date 12 months ago] how long did these spells last, in total?
...ENTER NUMBER OF MONTHS.

Range = 0..11

R10q

And how many separate spells were there?

Range = 1..97

START OF RELATIONSHIP'S HISTORY

{If Lone parent or Non panel and relationship started after eldest conceived (R6q=1)}

R11q

Can I check, did you have a husband/wife or partner living with you regularly during the year before
[name of respondent's eldest child] was born (adopted)?

THIS QUESTION REFERS TO **EX-PARTNERS** ONLY. IF THEIR **CURRENT** HUSBAND/PARTNER
LIVED WITH THEM AT THAT TIME YOU MUST CODE 'NO'.

- 1 Yes
- 2 No

R11Qa

What was his/her name?

ENTER NAME OF EX-PARTNER

IF THIS IS THE CURRENT HUSBAND/PARTNER YOU MUST GO BACK TO THE PREVIOUS
QUESTION AND CODE 'NO'.

{If R11q = no}

R12q

(I would now like to ask a few questions about the father of [name of child]).

INTERVIEWER ASK OR CODE: Did you ever live together as a couple (for a month or more) with this
ex-partner?

- 1 Yes
- 2 No
- 3 Cannot identify him/her

4 Current partner is the parent

{If R12q = no, jump to end of table, R111q}

START OF TABLE FOR EX-PARTNERS

{If R11q = yes, or if R12q = yes or R110q=Yes}

R15q

When did you first start living as a couple with this person?
FIRST ENTER THE YEAR...

HELP SCREEN: If they lived with more than one person since the birth of the eldest child, code ex-partners in date order, ie. the LEAST recent one first.

Range = 1930..2050

R16q

...THEN ENTER MONTH.

IF DK, ASK 'Was it Winter, Spring...?' AND ENTER MID-SEASON MONTH

Mid-season months:

Winter: Jan (01)

Spring: Apr (04)

Summer: July (07)

Autumn: Oct (10)

Range = 1..12

R17q

When did you last live together as a couple with this person?
FIRST ENTER THE YEAR...

Range = 1930..2050

R18q

...THEN ENTER MONTH.

IF DK, ASK 'Was it Winter, Spring...?' AND ENTER MID-SEASON MONTH

Mid-season months:

Winter: Jan (01)

Spring: Apr (04)

Summer: July (07)

Autumn: Oct (10)

Range = 1..12

R19q

During that time between [date from R16Q and R17Q] and [date from R18Q and R17Q], were there ever spells of a month or more when you were not living together as a couple?

DO NOT INCLUDE BREAKS FOR PURPOSES OF WORK OR STUDY

1 Yes

2 No

{If R19q = yes}

R20q

How long did these spells last, in total?

FIRST, ENTER NUMBER OF YEARS (IF LESS THAN ONE, ENTER 'O')...

Range = 0..20

R21q

...ENTER NUMBER OF MONTHS.

Range = 0..11

{If R19q = yes}

R22q

And how many separate spells of a month or more were there?

Range = 1..97

R23q

Were you legally married to this person?

- 1 yes, married
- 2 No, not married

R24q

May I ask, when you finally stopped living together, did you and your partner at that time separate, or did your partner die?

- 1 Separated from partner
- 2 Partner died

KidVar

COMPUTED VARIABLE: Count of number if children with only one natural parent in household
This variable counts down every time the absent parent is established at R26q.

{If in a couple with this person (R17q=Yes)and Kidvar > 0}

R25q

ASK OR CODE: Was this person, whom you lived with as a couple, the other parent of [either of / any of] your [child / children]?

- 1 Yes
- 2 No

{If R25q = yes}

R26q

ASK OR CODE: May I ask, of which [child/children] is/was this person the other parent?

[DISPLAY **NAMES** OF RESP'S CHILDREN ON **LIST**, and code all that apply]

R27q

INTERVIEWER CHECK: IS THIS OTHER PARENT STILL ALIVE?

- 1 Yes
- 2 No

{If parent of respondents children or if ex-partner non-parent of children but married to respondent}

R40q

SHOW CARD P1

Where does [he/she] live now?

- 1 This neighbourhood
- 2 This town
- 3 This county
- 4 This region
- 5 Elsewhere in Britain
- 6 Abroad

pR41q

Is he/she now married or living with someone?

- 1 ...married to a new partner,
- 2 living with a new partner,
- 3 living with parents,
- 4 or living alone?
- 8 Refusal
- 9 Don't Know

pR43q

Does he/she have any children living in his/her household?

- 1 Yes
- 2 No
- 8 Refusal
- 9 Don't Know

{if R43q = yes}

pR44q^

Are they his/her children or the children of his/her partners former relationship?

- 1 His/Her own children with new/other partner
- 2 Partner s children, not his/hers
- 3 Respondent s and ex-partner s child(ren)
- 4 Not sure/don t know
- 8 Refusal
- 9 Don't Know

pR45q

How many other children does your former partner have?

- 98 Refusal
- 99 Don't Know

{If was married to then separated from this person (R23q =1 AND R24q = 1)}

R54q

Are you and your ex-partner now divorced?

- 1 Yes
- 2 No

{If R54q = Yes}

R55qa

When was the final date of your divorce?
FIRST ENTER YEAR...

Range = 1930..2050

R55qb

...THEN ENTER MONTH.

IF DK, ASK 'Was it Winter, Spring...?' AND ENTER MID-SEASON MONTH

Mid-season months:

- Winter: Jan (01)
- Spring: Apr (04)
- Summer: July (07)
- Autumn: Oct (10)

Range = 1..12

{If ever lived with the ex partner or partner has died (R15q=response or R24q=2)}

R59q

[Just before you separated/ At the time your partner died] was your partner working full time?

- 1 Yes
- 2 No

{If ever lived with the ex partner (R15q=Response)}

R100mq (R100q)

Sometimes, separating or divorcing partners receive property or capital from a former partner (or non-resident parent) over and above that to which they had personally contributed. This is often called a 'clean break' settlement.

Did you receive from [your former partner / the other parent] any of [his/her] share of the value of a house or flat, any other of his/her property, or any of his/her savings or investments?

- 1 Yes
- 2 No

{If R100mq = yes}

R100aq

Did you receive from (your former partner/ the other parent) any of his/her share of the value of a house or flat?

- 1 Yes
- 2 No

{If R100q = Yes}

R101q

How much would you say the amount that you received of your (former partner/other parent)'s share was worth at the time?

ENTER AMOUNT OF SHARE RESPONDENT GAINED

Range = 0..999997

Soft Check:

If R101q > £150,000

PLEASE CHECK YOUR ENTRY: THAT'S OVER £150,000

{If R100mq =yes}

R102q

Did you receive any of his/her share of any savings or investments?

- 1 Yes
- 2 No

{If R100mq =yes}

R104q

Did you receive any of his/her share of any other property?

- 1 Yes
- 2 No

{If R100mq = Yes or R102q = yes or R104q = Yes}

R106q

Did you accept this exchange for lower maintenance, or instead of any maintenance at all, or did this not affect any maintenance?

- 1 Exchange for lower maintenance
- 2 Instead of maintenance

3 Did not affect maintenance

R110q

Since you stopped living together with this person, have you lived together with anyone else [apart from your current partner]?

INTERVIEWER: DO NOT INCLUDE THE CURRENT PARTNER

1 Yes

2 No

{If R110Bq= Yes return to R15q and repeat table of questions}

If Kidvar > 0, display list and ask

R111q

I would now like to ask a few questions about the other parent of (ELDEST CHILD ON LIST). Did you ever live together as a couple (for a month or more) with ^HIMHER?

1 Yes

2 No

END TABLE

24. Proxy partner interview

PARALLEL BLOCK: free-floating module

Partun

Can I just check a few details regarding your partner's situation?

- 1 Yes
- 2 No

{If agree to proxy interview (Partun=yes)}

Pphea

Does your partner have any long-standing illness, disability or infirmity of any kind? By long-standing I mean anything that has troubled (him/her) over a period of time or that is likely to affect (him/her) over a period of time?

- 1 Yes
- 2 No

PpCare

Does your partner care for anyone because they have a long-standing illness, disability or infirmity?

- 1 Yes
- 2 No

{If partner currently working (partner empstat=1 or 2)}

Pcemp

You told us earlier that your partner is currently employed. Is [partner's name] currently working as an employee in this work or is he/she self-employed?

- 1 Employee
- 2 Self-employed
- 3 Government scheme
- 4 Unpaid family worker

PPay

How much does [partner's name] get paid, that is after all deductions for tax, national insurance, pension contributions, union dues and so on, but including overtime, bonuses, commission, tips etc. PROBE FOR BEST ESTIMATE.
ENTER POUNDS AND PENCE

Range = 1..999997.00

PPperd

And what period did this pay cover?

- 1 One week
- 2 Two weeks
- 3 Three weeks
- 4 Four weeks
- 5 Calendar month
- 7 Two Calendar months
- 8 Eight times a year
- 9 Nine times a year
- 10 Ten times a year
- 13 Three months/13 weeks
- 26 Six months/26 weeks
- 52 One Year/12 months/52 weeks
- 90 Less than one week
- 95 One off/lump sum

97 None of these (EXPLAIN IN A NOTE)

Hours

How many hours a week does [partner's name] usually work in this job, excluding meal breaks but including any paid overtime?

INTERVIEWER: ROUND TO THE NEAREST HOUR

IF NO FIXED HOURS, ENTER 997

Range = 1..997

{If partner not working 16 or more hours (empstat <>1)}

Peverwk

Has [partner's name] ever worked in a paid job, or as a self-employed person for **more than 16 hours** a week?

1 Yes

2 No

{If Peverwk=yes}

Plstwky

When did [partner's name] last work in a job, or as a self-employed person for 16 or more hours a week?

ENTER THE YEAR FIRST AND THEN THE MONTH AT THE NEXT QUESTION

Range = 1930..2050

Plstwkm

NOW ENTER THE MONTH.

IF DON'T KNOW, ASK 'Was it Winter, Spring ..' AND ENTER THE MID-SEASON MONTHS

Range = 1..12

Pphours

How many hours a week did [partner's name] usually work in this job, excluding meal breaks but including any paid overtime?

INTERVIEWER: ROUND TO THE NEAREST HOUR

IF NO FIXED HOURS, ENTER 997

Range = 1..997

Soft Check:

If pphours >1970

Are you sure?

{If partner has ever worked 16 or more hours (peverwk=yes)}

Ppemp

In [partner's name]'s last job where (he/she) worked 16 hours a week or more, was (he/she) an employee in this work or was (he/she) self-employed?

1 Employee

2 Self-employed

3 Government scheme

4 Unpaid family worker

{If partner currently works or has ever worked 16 or more hours (empstat=1) OR (Peverwk=Yes)}

PPSIC

What [does/did] the firm or organisation [partner's name][works/worked] for mainly make or do (at the place where he/she [worked/works]?)

DESCRIBE FULLY - PROBE MANUFACTURING or PROCESSING or DISTRIBUTING ETC. AND MAIN GOODS PRODUCED, MATERIALS USED, WHOLESALE or RETAIL ETC.

PPJobT

What is/was [partner's name]'s last/main job of 16 hours or more?

ENTER JOB TITLE.

IF PARTNER HAS MORE THAN ONE JOB, THE MAIN JOB IS THE ONE THEY WORK(ED) IN THE MOST HOURS/ IF WORK(ED) IN BOTH JOBS FOR THE SAME NUMBER OF HOURS THE MAIN JOB IS THE MOST RENUMERATIVE.

PPJobDe

What does/did [partner's name] mainly do in his/her last/main job?

DESCRIBE FULLY - PROBE FOR DETAILS OF WHAT THEY DO. FOR EXAMPLE, IF A TEACHER, PROBE FOR WHETHER TEACH PRIMARY OR SECONDARY PUPILS. IF AN ENGINEER, PROBE FOR TYPE OF ENGINEER - ELECTRICAL, CHEMICAL, CIVIL ETC.

PPtrain

What training or qualifications does/did [partner's name] need for that job?

ENTER FULL DESCRIPTION, INCLUDING GRADE OR LEVEL WHERE APPROPRIATE.

{If partner currently works or has ever worked 16 or more hours} and is/was an employee (empstat=1) OR (Peverwk=Yes) AND (Pcemp=1) OR (Ppemp=1)}

PPman

Does/did [partner's name] have any formal responsibilities for supervising the work of other employees?

DO NOT INCLUDE PEOPLE WHO ONLY SUPERVISE:

CHILDREN, E.G. TEACHERS, NANNIES, CHILDMINDERS - ANIMALS

SECURITY OR BUILDINGS, E.G. CARETAKERS, SECURITY GUARDS

- 1 Yes
- 2 No

{If PPman = 2 Has employees}

PPSup

Please describe the type of responsibility [partner's name] have/has/had for supervising the work of other employees.

INTERVIEWER: PROBE FOR WHO AND WHAT IS BEING SUPERVISED

PPnoemp

How many employees [are/were] there at the place where [partner's name] [works/worked]?

Are/were there ... READ OUT...

- 1 1-9
- 2 10-24
- 3 25-499
- 4 or 500 or more

{If partner currently or was self-employed (Pcemp=2) OR (Ppemp=2)}

Pslfem

Is/was [partner's name] working on his/her own or does/did he/she have employees?

- 1 Working on own
- 2 Has employees

{If Pslfem=yes}

Pslfno

How many people does/did [partner's name] employ at the place where he/she works/worked?

- 1 1-9
- 2 10-24
- 3 25-499
- 4 or 500 or more

Pacedq

SHOW CARD N1

What is the highest educational qualification that [partner's name] has obtained?

HIGHEST = NEAREST THE END OF THE LIST.

- 1 GCSE grade D-G / CSE grade 2-5 / SCE O Grades (D-E) / SCE Standard Grades (4-7) / Scottish National Qualifications (Access level)/ SCOTVEC National Certificate Modules
- 2 GCSE grade A-C / GCE 'O'-level passes / CSE grade 1 / SCE O Grades (A-C) / SCE Standard Grades (1-3) / Scottish National Qualifications (Intermediate level) / School Certificate / Matriculation
- 3 GCE 'A'-level / AS level / SCE Higher Grades (A-C)/ Scottish National Qualifications (Higher level)
- 4 First degree, eg BSc, BA, BEd, MA at first degree level
- 5 Higher degree, eg MSc, MA, MBA, PGCE, PhD
- 6 Other *academic* qualifications (PLEASE GIVE DETAILS)
- 7 None of these
- 8 *Has qualification, level unknown*
- 9 *Other specific answer, not codeable to 1-8*
- 97 *Other vague answer, not codeable to 1-9*

{If Pacedq = Other}

Pacedqo

INTERVIEWER: SPECIFY OTHER QUALIFICATION(S). RECORD AS MUCH DETAIL AS POSSIBLE, EG AWARDING BODY, LEVEL OF QUALIFICATION.

(NB THE NEXT QUESTION DEALS WITH VOCATIONAL QUALIFICATIONS, SO THEY SHOULD NOT BE RECORDED HERE)

Pvocq^

SHOW CARD N2

Does [partner's name] have any professional, vocational or other work-related qualifications?

CODE ALL THAT APPLY

INTERVIEWER: THERE ARE 15 CODES

- 1 Level 1 NVQ or SVQ, Foundation GNVQ or GSVQ
- 2 Level 2 NVQ or SVQ, Intermediate GNVQ or GSVQ
- 3 Level 3 NVQ or SVQ, Advanced GNVQ or GSVQ
- 4 Level 4 NVQ or SVQ
- 5 Level 5 NVQ or SVQ
- 6 NVQ, SVQ or GNVQ - not sure what level
- 7 City & Guilds Part 1, RSA Certificate
- 8 BTEC/Edexcel First or General Certificate, BEC or TEC General Certificate, City & Guilds Part 2, Craft or Intermediate, RSA or OCR Advanced Diploma or Certificate
- 9 BTEC/Edexcel National Certificate or Diploma, City&Guilds Part 3, Final or Advanced Craft, ONC or OND
- 10 BEC Higher or TEC Higher, BTEC Higher, City & Guilds Part 4, HNC or HND
- 11 Teaching qualification (not including PGCE)
- 12 Nursing qualification
- 13 Trade apprenticeship
- 14 Other *vocational* or *pre-vocational* qualification (PLEASE GIVE DETAILS AT NEXT QUESTION)
- 15 No, none of these
- 16 *City and Guilds/RSA-not sure what level*
- 17 *Other specific answer, not codeable to 1-15*
- 97 *Other vague answer, not codeable to 1-16*

{If Pvocq = other}

Pvocqa

INTERVIEWER: ENTER DETAILS OF OTHER VOCATIONAL OR PRE-VOCATIONAL QUALIFICATION

PtnrQ

INTERVIEWER CODE: WAS RESPONDENT'S PARTNER PRESENT DURING THIS PROXY INTERVIEW?

- 1 Yes
- 2 No