

BRITISH GENERAL ELECTION STUDY 1983

Serial number	<input type="text"/> <input type="text"/> <input type="text"/> <input type="text"/>	Area number	<input type="text"/> <input type="text"/> <input type="text"/>
		Time interview started (24 hour clock)	<input type="text"/> <input type="text"/> <input type="text"/> <input type="text"/>
July 1983			(124 26)
Project Number 765	OFFICE USE	PA Constituency number	<input type="text"/> <input type="text"/> <input type="text"/>

QUESTIONNAIRE STRUCTURE

	<u>pages</u>
I. POLITICAL INTEREST	1 - 3
II. VOTING/PARTY PREFERENCE ..	4 - 7
III. LEADERSHIP & PARTY IMAGES ...	8 - 9
IV. CAMPAIGN ISSUES & IDEOLOGY	10-23
Defence	12-13
Unemployment & inflation	14-15
Taxation & government services ...	16-17
Nationalisation	18-19
Law & order	20-21
Other issues	21-22
General political orientation	23
V. BACKGROUND & CLASSIFICATION	24-35

I. POLITICAL INTEREST

ASK ALL

1.a) Would you say you cared a good deal which Party won the recent general election or that you didn't care very much which party won? (127)

Cared a good deal	1
Didn't care very much	2

2. During the election campaign:

<u>Yes</u>	<u>No</u>	
------------	-----------	--

a) Did you watch and listen to any Party election broadcasts on television or radio? 1 2 (128)

b) Did you read any newspaper articles about the election campaign? 1 -c) 2 -d) (129)

IF YES (CODE 1)

c) Which daily newspaper did you read most?
 PROBE IF NECESSARY: Which one did you rely on most?

SPECIFY MAIN DAILY NEWSPAPER

(130-31)

OFFICE USE	

ASK ALL

<u>Yes</u>	<u>No</u>	
------------	-----------	--

d) Did you go to hear any candidate at a political meeting? 1 2 (132)

e) Did you do any canvassing or other work for a candidate? 1 2 (133)

f) Did you have any political Party's poster in a window?
INCLUDE CAR WINDOW IF MENTIONED 1 2 (134)

g) Did a canvasser from any Party call at your home to talk to you during the election campaign? 1 + 2 + Q.3 (135)

IF YES (CODE 1 at g)

h) From which Party or Parties?
CODE ALL THAT APPLY
DO NOT PROMPT

Conservative 1 (136)

Labour 2 (137)

(SDP/Lib) Alliance 3 (138)

Liberal 4 (139)

Social Democratic 5 (140)

(Scotland) Scottish National 6 (141)

(Wales) Plaid Cymru 7 (142)

Other (SPECIFY) _____

Don't know/Can't remember any

1			
2			

(143-46)

ASK ALL

OFFICE
USE

3.a) Why do you think the Conservatives beat Labour
in the general election?
PROBE FULLY

(147-48)
(149-50)
(151-52)
(153-54)
(155-56)

b) And why do you think the SDP/Liberal Alliance
did not do better than they did?
PROBE FULLY

OFFICE
USE

(157-58)
(159-60)
(161-62)
(163-64)
(165-66)

4. Do you know whether the Alliance candidate in
your constituency was a Liberal or a Social Democrat?

(167)

Yes, Liberal	1
Yes, SDP	2
Yes, one of each	3
No, don't remember	4

ASK ALL

5.a) Which do you think would generally be better for Britain nowadays ... (READ OUT)

(168)

- ... to have a government formed by one political party on its own, 1 → Q.6
- or to have a government formed by two political parties together - in coalition? 2 → b)
- (Don't know) 8 → Q.6

IF TWO PARTIES/COALITION (CODE 2)

b) Which of these Party groupings do you think would provide the best government for Britain ... (READ OUT) ...

(169)

- ... Conservative and Alliance, 1
- or - Labour and Alliance, 2 } Q.6
- or - Conservative and Labour, 3
- or - some other grouping? 4 → c)
- (Don't know) 8 → Q.6

IF OTHER GROUPING (CODE 4)

c) Which grouping is that?
WRITE IN

OFFICE USE	
	(170-71)
	(172-73)
	(174-75)

ASK ALL

6.a) Generally speaking, do you think of the Liberal Party as being closer to the Conservative Party or closer to the Labour Party? RECORD IN COLUMN a)

a) Liberal (176)
b) SDP (177)

b) And the Social Democratic Party, would you say it was closer to the Conservative Party or closer to the Labour Party? RECORD IN COLUMN b)

- Closer to Conservatives 1
- Closer to Labour 2
- No difference/neither 3
- Don't know 8

c) Considering everything the Liberal and Social Democratic Parties stand for, would you say that ... (READ OUT)

(178)

- ... there is a great difference between them, 1
- some difference, 2
- or not much difference? 3
- (Don't know) 8

d) Now, considering everything the Conservative and Labour Parties stand for, would you say that ... (READ OUT)

(179)

- ... there is a great difference between them, 1
- some difference, 2
- or not much difference? 3
- (Don't know) 8

II. VOTING/PARTY PREFERENCE

ASK ALL

Card 02

7.a) Talking to people about the general election, we have found that a lot of people didn't manage to vote. How about you? Did you manage to vote in the general election?

Yes, voted 1 → Q.8
No 2

IF NO (CODE 2)

b) Why was that?
PROBE FULLY

OFFICE USE	
	(208-09)
	(210-11)
	(212-13)
	(214-15)

c) Suppose you had voted: which Party would you have been most likely to vote for? DO NOT PROMPT.
IF NONE/DON'T KNOW, PROBE BEFORE CODING:
Which Party would you most like to have won in your constituency?

(216-17)

Conservative	01	} Q.11
Labour	02	
(SDP/Lib) Alliance	03	
Liberal	04	
Social Democratic	05	
Scottish National	06	
Plaid Cymru	07	
Other (SPECIFY) _____	98	
None/Don't know (AFTER PROBE)	98	

ASK ALL WHO VOTED (Q.7a) CODE 1)

(218)

8.a) How long ago did you decide that you would definitely vote the way you did: was it ... (READ OUT)

... a long time ago, 1 → Q.9
sometime last year, 2
sometime this year, 3
or during the election campaign? 4
(Don't know) 8 → Q.9

IF LAST YEAR, THIS YEAR OR DURING CAMPAIGN (CODES 2, 3 OR 4)

b) Was there anything in particular that decided you? What was that? PROBE FULLY

OFFICE USE	
	(219-2)
	(221-2)
	(223-2)
	(225-2)

ASK ALL WHO VOTED

- 9.a) Which Party did you vote for in the general election?
DO NOT PROMPT (CODE IN COLUMN a) BELOW)
- b) Was there any time during the general election campaign when you seriously thought you might vote for another Party? IF YES: Which Party?
DO NOT PROMPT - BUT SEE INSTRUCTION BOX. (ONE CODE IN COLUMN b) BELOW)
IF MORE THAN ONE PARTY, RING CODE 96
- c) If the voting paper had required you to give two votes, in order of preference, which Party would you have put as your second choice?
DO NOT PROMPT - BUT SEE INSTRUCTION BOX. (ONE CODE IN COLUMN c) BELOW)

If respondent voted for Alliance, Liberal or SDP at a) (Codes 03, 04, 05), none of these codes should be ringed at b) or c). Explain if necessary: "they did not stand against each other; so is there any other Party (you seriously thought about/that you would put as second choice)?"

	a) Voted for (227-28)	b) Thought about (229-30)	c) 2nd Vote (231-32)
Conservative	01	01	01
Labour	02	02	02
(SDP/Lib) Alliance	03	03	03
Liberal	04	04	04
Social Democratic	05	05	05
Scottish National	06	06	06
Plaid Cymru	07	07	07
Other (SPECIFY)			
a) _____	97	-	-
b) _____	-	97	-
c) _____	-	-	97
Refused to disclose voting	95	-	-
More than one other Party thought about	-	96	-
No/none	-	00	00
Don't know	98	98	98

ASK ALL WHO VOTED - SHOW CARD A

- 10.a) Which one of the reasons on this card comes closest to the main reason you voted for the Party you chose? (233)
- I always vote that way 1
 - I thought it was the best Party 2 } 0.11
 - I really preferred another Party but it had no chance of winning in this constituency 3 +b)
 - Other (SPECIFY) _____
 - _____
 - None of these/Don't know 7 } 0.11
 - 8

IF CODE 3 AT a)

- b) Which was the Party you really preferred? (234-35)
DO NOT PROMPT
- Conservative 01
 - Labour 02
 - (SDP/Lib) Alliance 03
 - Liberal 04
 - Social Democratic 05
 - Scottish National 06
 - Plaid Cymru 07
 - Other (SPECIFY) _____ 97

ASK ALL

11. Now, thinking back to the last general election - that is the one in 1979 - do you remember which Party you voted for then - or perhaps you didn't vote in that election? DO NOT PROMPT. (236-37)
IF "Alliance" or "SDP" NAMED, EXPLAIN. "they did not exist as such in 1979", BUT STILL DO NOT PROMPT
- Conservative 01
 - Labour 02
 - Liberal 04
 - Scottish National 06
 - Plaid Cymru 07
 - Other (SPECIFY) _____ 97
 - Refused to disclose voting 95
 - Did not vote 00
 - Not eligible/Too young to vote 94
 - Don't remember 98

12. Some people say that we should change the voting system to allow smaller political parties to get a fairer share of MPs Others say that we should keep the voting system as it is to produce effective government. Which view comes closer to your own ... (READ OUT) (238)
- ... that we should change the voting system, 1
 - or - keep it as it is? 2
 - (Don't know) 8

ASK ALL

13.a) Generally speaking, do you think of yourself as Conservative, Labour, Liberal, Social Democrat, (Nationalist/Plaid Cymru), or what?

(239-40) (241-42)

IF "ALLIANCE" PROBE: Liberal or Social Democrat?

ONE CODE IN COLUMN a)

IF NONE/DON'T KNOW (CODE 00 OR 98)

b) Do you generally think of yourself as a little closer to one of the Parties than the others? IF YES, Which Party?

IF "ALLIANCE" PROBE: Liberal or Social Democrat?

ONE CODE IN COLUMN b)

	a)	b)	
Conservative	01	01	} Q 14
Labour	02	02	
Liberal	04	04	
Social Democrat	05	05	
Scottish Nationalist	06	06	
Plaid Cymru	07	07	
Other (SPECIFY)			
	97	-	
	-	97	
Alliance (AFTER PROBE)	03	03	
None/No	00	00	} b)
Don't know	98	98	

IF PARTY CODED AT a)

(243)

c) Would you call yourself very strong ... (QUOTE PARTY AT a), fairly strong, or not very strong?

Very strong	1
Fairly strong	2
Not very strong	3
Don't know	8

ASK ALL - SHOW CARD B

FIRST MARK 'X' AGAINST PARTY NAMED AT Q.13a) OR b) ABOVE.

DO NOT ASK THIS QUESTION ABOUT THAT PARTY ASK ABOUT ALL OTHERS.

14. Now I want to ask you about some Parties you don't support. Looking at the card, would you say you are very strongly against, somewhat against, or not really against ... (READ OUT)

	'X'	Very strongly against	some-what against	Not really against	(Don't know)	
a) ... the Conservative Party?	_____	1	2	3	8	(244)
b) ... the Labour Party?	_____	1	2	3	8	(245)
c) ... the Liberal Party?	_____	1	2	3	8	(246)
d) ... the Social Democratic Party?	_____	1	2	3	8	(247)
e) ... (IF SCOTLAND) - the Scottish National Party?	_____	1	2	3	8	(248)
f) ... (IF WALES) - Plaid Cymru?	_____	1	2	3	8	(249)
g) ... the British Communist Party?	_____	1	2	3	8	(250)
h) ... the National Front?	_____	1	2	3	8	(251)

III. LEADERSHIP & PARTY IMAGES

ASK ALL - SHOW CARD C

	Very effective	Fairly effective	Fairly ineffective	Very ineffective	Don't know	
15.a) Looking at this card, on the whole how effective or ineffective do you think Mrs Thatcher is as a prime minister?	1	2	3	4	8	(252)
b) And on the whole how effective or ineffective do you think Mr Foot would have been as a prime minister?	1	2	3	4	8	(253)
c) How about Mr Jenkins? ..	1	2	3	4	8	(254)
d) And Mr Steel?	1	2	3	4	8	(255)

SHOW CARD D

16.		Mrs Thatcher	Mr Foot	Mr Jenkins	Mr Steel	None/Don't know	
	Still thinking of these four Party leaders: at the time of the general election, which one do you think would have been ... (READ OUT)						
a)	... the prime minister most able to unite the nation?	1	2	3	4	8	(256)
b)	... the prime minister most likely to get things done?	1	2	3	4	8	(257)
c)	... the one most likely to improve Britain's standing abroad?	1	2	3	4	8	(258)
d)	... the one with most concern for all groups in society?	1	2	3	4	8	(259)
e)	... the one who would get the most out of a team?	1	2	3	4	8	(260)
f)	... the one most in touch with ordinary people's problems?	1	2	3	4	8	(261)

SHOW CARD E

17.a)		a) Mrs Thatcher	b) Mr Foot	c) Mr Jenkins	d) Mr Steel	
	Which of the qualities on this card would you say Mrs Thatcher has: choose as many as you think apply?					
	Caring	1 (262)	1 (271)	1 (307)	1 (316)	
	Determined	2 (263)	2 (272)	2 (308)	2 (317)	
	Shrewd	3 (264)	3 (273)	3 (309)	3 (318)	
b)-d)	<u>REPEAT FOR OTHER THREE LEADERS IN TURN</u>					
	Likeable as a person	4 (265)	4 (274)	4 (310)	4 (319)	
	Tough	5 (266)	5 (275)	5 (311)	5 (320)	
	Listens to reason	6 (267)	6 (276)	6 (312)	6 (321)	
	Decisive	1 (268)	1 (277)	1 (313)	1 (322)	
	Sticks to principles	2 (269)	2 (278)	2 (314)	2 (323)	
	NONE OF THESE	0 (270)	0 (279)	0 (315)	0 (324)	
	Don't know	8	8	8	8	

ASK ALL

18. Moving now from the Party leaders to the Parties themselves

	Conservative	Labour	Alliance
a) i) On the whole, would you describe the Conservative Party as ... (READ OUT)	(325)	(326)	(327)
... extreme,	1	1	1
ii) And the Labour Party nowadays, is it ... (READ OUT) (Neither or both)	2	2	2
... or moderate?	3	3	3
iii) And the SDP/Liberal Alliance, is it ... (READ OUT) (Don't know)	8	8	8
b) 1) And would you describe the Conservative Party nowadays as ... (READ OUT)	(328)	(329)	(330)
... united,	1	1	1
ii) And the Labour Party nowadays, is it ... (READ OUT) (Neither or both)	2	2	2
... or divided?	3	3	3
iii) And the Alliance, is it ... (READ OUT) (Don't know)	8	8	8
c) i) On the whole, would you describe the Conservative Party as ... (READ OUT)	(331)	(332)	(333)
... good for one class,	1	1	1
ii) And the Labour Party, is it ... (READ OUT) (Neither or both)	2	2	2
... or good for all classes?	3	3	3
iii) And the Alliance, is it ... (READ OUT) (Don't know)	8	8	8
d) 1) Do you think the Conservative Party has ... (READ OUT) ... clear policies,	(334)	(335)	(336)
... or vague policies?	1	1	1
ii) And the Labour Party, does it have ... (READ OUT) (Neither or both)	2	2	2
... (Don't know)	3	3	3
iii) And the Alliance, does it have ... (READ OUT)	8	8	8

19.a) Still thinking only of the Conservatives, Labour and the Alliance: which one of them would have been the most likely to keep prices down if it had been in government over the next five years?

	Conservative	Labour	Alliance	None/Don't know
Keep prices down	1	2	3	8 (337)
b) And the one most likely to reduce unemployment?	1	2	3	8 (338)
c) And to prevent strikes?	1	2	3	8 (339)
d) And to look after the health and social services?	1	2	3	8 (340)

IV. CAMPAIGN ISSUES & IDEOLOGY

ASK ALL - SHOW CARD F (FOR WHOLE PAGE)

20.a) Here is a list of six issues that were discussed during the election. When you were deciding about voting, how important was each of these issues to you? First defence. was it extremely important, quite important or not very important to you in deciding about voting?
REPEAT FOR ISSUES ii) - vi)

	i) Defence (341)	ii) Unem- ployment (342)	iii) Inflation (343)	iv) The health & social services (344)	v) National- isation (345)	vi) Law and order (346)
Extremely important	1	1	1	1	1	1
Quite important	2	2	2	2	2	2
Not very important	3	3	3	3	3	3

b) Which one of the six issues on the card would you say was most important to you in deciding about voting?

	(347-48)					Can't choose 8 → d)
	1	2	3	4	5	6
c) And which <u>next</u> ?	1	2	3	4	5	6 8

d) i) Which Party's views on defence would you say come closest to your own views?
DO NOT PROMPT

	(349-50)	(351-52)	(353-54)	(355-56)	(357-58)	(359-60)
	i) Defence	ii) Unem- ployment	iii) Inflation	iv) The health & social services	v) National- isation	vi) Law and order
Conservative	01	01	01	01	01	01
Labour	02	02	02	02	02	02
Alliance	03	03	03	03	03	03
Liberal	04	04	04	04	04	04
Social Democratic	05	05	05	05	05	05
Scottish National	06	06	06	06	06	06
Plaid Cymru	07	07	07	07	07	07
Other (SPECIFY) →						
None	00	00	00	00	00	00
Don't know	98	98	98	98	98	98

e) Besides the six issues on the card, are there any other things that were at least as important as these were to you in deciding about voting?

Yes	1
No	2 + Q.21

IF YES (CODE 1 at e)

f) Which? Any others?

OFFICE USE	
	(362-63)
	(364-65)
	(366-67)
	(368-69)

ASK ALL

21.a) Some people say that British governments nowadays - of whichever Party - can actually do very little to change things. Others say they can do quite a bit. Do you think that British governments nowadays can do very little or quite a bit ... (READ OUT)

	Very little	Quite a bit	Don't know	
... to <u>keep prices down</u> ?	1	2	8	(370)
b) And can British governments nowadays do very little or quite a bit to <u>reduce unemployment</u> ?	1	2	8	(371)
c) And to <u>reduce taxes</u> ?	1	2	8	(372)
d) To <u>improve the general standard of living</u> ?	1	2	8	(373)
e) To <u>improve the health and social services</u> ?	1	2	8	(374)
f) To <u>control wage and salary increases</u> ?	1	2	8	(375)
g) To <u>reduce crime</u> ?	1	2	8	(376)
h) To <u>prevent strikes</u> ?	1	2	8	(377)

SHOW CARD G

22. If you had to choose from among the items on this card, which are the two that seem most desirable to you? RING ONE CODE IN EACH COLUMN

	(378)	(379)
	1st	2nd
Maintaining order in the nation	1	1
Giving people more say in important political decisions	2	2
Fighting rising prices	3	3
Protecting freedom of speech	4	4
Don't know at all	8 ↓	-
No second choice	-	8

23. There are some people whose views are considered extreme by the majority. Card 04

a) Consider people who wish to overthrow the system of government in Britain by revolution. Do you think such people should be allowed to ... (READ OUT)

		a)	b)	
1) .. hold <u>public meetings</u> to express their views?	Yes	1	1	
	No	2	2	(407-08)
	Don't know	8	8	
11) And to <u>teach in schools</u> ?	Yes	1	1	
	No	2	2	(409-10)
	Don't know	8	8	

b) Now consider people who say that all blacks and Asians should be forced to leave Britain. Do you think such people should be allowed to . . (REPEAT 1) AND 11) ABOVE AND CODE IN COLUMN b)

Defence

ASK ALL

24. One of the election issues was whether the government should keep or get rid of nuclear weapons in Britain.

SHOW SCALE CARD 1 AND GIVE PENCIL

Please look at this card. People who are convinced that we should get rid of all nuclear weapons in Britain without delay will put a tick in the last box on the left (Letter P) - POINT TO BOX P AND STATEMENT - while those who are convinced that we should increase nuclear weapons in Britain without delay will put a tick in the last box on the right (Letter J) - POINT TO BOX J AND STATEMENT. So, as you can see, people who hold views that come somewhere between those two positions will tick a box somewhere along here - POINT TO BOXES FROM LEFT TO CENTRE - or somewhere along here - POINT TO BOXES FROM RIGHT TO CENTRE. RE-EXPLAIN IF NECESSARY

a) First, would you tick the box anywhere along the scale that comes closest to your own views about nuclear weapons in Britain.

ASK WHICH BOX, REFER TO (411-13)

LETTER KEY AND ENTER CODE NO. OF LETTER

IF DON'T KNOW, ENTER 098

Now where do you think the Conservative and Labour Parties stand?

b) First, the Conservative Party. In the next row of boxes, put a tick in the box that you think comes closest to the views of the Conservative Party?

ASK WHICH BOX, REFER TO (414-16)

LETTER KEY AND ENTER CODE NO. OF LETTER

IF DON'T KNOW, ENTER 098

c) Now, in the next row, please put a tick in the box that you think comes closest to the views of the Labour Party?

ASK WHICH BOX, REFER TO (417-19)

LETTER KEY AND ENTER CODE NO. OF LETTER

IF DON'T KNOW, ENTER 098

d) And, finally, please tick the box in the last row that you think comes closest to the views of the SDP/Liberal Alliance?

ASK WHICH BOX, REFER TO (420-22)

LETTER KEY AND ENTER CODE NO. OF LETTER

IF DON'T KNOW, ENTER 098

LETTER KEY

- B = 001
- C = X08
- D = X01
- E = 005
- F = X04
- G = 009
- H = 008
- J = 010
- K = 002
- L = 006
- M = X07
- N = X05
- P = X10
- Q = 000
- R = X03
- S = X06
- T = 003
- U = 007
- V = X02
- W = X09
- Y = 004

LEFT OF P = X97
RIGHT OF J = 09

INTERVIEWER NOTE: Throughout this question you may change a code already entered if, on reflection, a respondent wants to change his or her mind. Please ensure that your final entry is clear and corresponds to respondent's version. If respondent asks, you may confirm that Letter Q is the central position on the scale.

OFFICE USE

Get rid

Increase

X10	X09	X08	X07	X06	X05	X04	X03	X02	X01	000	001	002	003	004	005	006	007	008	009	010
P	W	C	M	S	N	F	R	V	D	Q	B	K	T	Y	E	L	U	H	G	J

ASK ALL

25.a)	On the whole, do you think the Conservative government handled the Falklands dispute ... (READ OUT)		(423)
		... very well,	1
		fairly well,	2
		not very well,	3
		or not at all well?	4
	(Other answer - SPECIFY) _____		7
		(Don't know)	8

b)	If the Labour Party had been in government at the time, do you think they would have handled the Falklands dispute better than the Conservatives, worse, or much the same?		(424)
		Better	1
		Worse	2
		Same	3
		Mixed views	4
		Don't know	8

c)	When you were deciding about voting, was the government's handling of the Falklands dispute ... (READ OUT)		(425)
		... extremely important to you,	1
		quite important,	2
		or not very important?	3

26.a)	Do you think that the siting of American nuclear missiles in Britain makes Britain a safer or a less safe place to live? <u>CODE IN COLUMN a)</u>		a) American nuclear missiles	b) Own nuclear missiles
			(426)	(427)
b)	And do you think that having our <u>own</u> nuclear missiles makes Britain a safer or a less safe place to live? <u>CODE IN COLUMN b)</u>	Safer	1	1
		Less safe	2	2
		Don't know	3	3

27.	Do you think the government should or should not do each of the following things, or doesn't it matter either way ... (READ OUT)		Should	Should not	Doesn't matter	Don't know	
a)	... Pull British troops out of Northern Ireland immediately?	1	3	2	8	(428)	
b)	... Negotiate with Argentina over the future of the Falklands?	1	3	2	8	(429)	
c)	... Spend less on defence?	1	3	2	8	(430)	

Unemployment & Inflation

ASK ALL

28. Another election issue was whether inflation or unemployment is the more urgent issue to tackle.

SHOW SCALE CARD 2

Please look at this card. People who are convinced that getting people back to work should be the government's top priority will put a tick in the last box on the left (Letter P) - POINT TO BOX P AND STATEMENT - while those who are convinced that keeping prices down should be the government's top priority will put a tick in the last box on the right (Letter J) - POINT TO BOX J AND STATEMENT. So, just as before, people who hold views that come somewhere between those two positions will tick a box somewhere along here - POINT TO BOXES FROM LEFT TO CENTRE - or somewhere along here - POINT TO BOXES FROM RIGHT TO CENTRE.

a) First, would you tick the box anywhere along the scale that comes closest to your own views about unemployment and inflation.

ASK WHICH BOX, REFER TO (431-33)
 LETTER KEY AND ENTER CODE NO. OF LETTER
 IF DON'T KNOW, ENTER 098

Now where do you think the Conservative and Labour Parties stand?

b) First, the Conservative Party. In the next row of boxes, put a tick in the box that you think comes closest to the views of the Conservative Party?

ASK WHICH BOX, REFER TO (434-36)
 LETTER KEY AND ENTER CODE NO. OF LETTER
 IF DON'T KNOW, ENTER 098

c) Now in the next row, please put a tick in the box that you think comes closest to the views of the Labour Party?

ASK WHICH BOX, REFER TO (437-39)
 LETTER KEY AND ENTER CODE NO. OF LETTER
 IF DON'T KNOW, ENTER 098

d) And, finally, please tick the box in the last row that you think comes closest to the views of the SDP/Liberal Alliance?

ASK WHICH BOX, REFER TO (440-42)
 LETTER KEY AND ENTER CODE NO. OF LETTER
 IF DON'T KNOW, ENTER 098

LETTER KEY

- B = 001
- C = X08
- D = X01
- E = 005
- F = X04
- G = 009
- H = 008
- J = 010
- K = 002
- L = 006
- M = X07
- N = X05
- P = X10
- Q = 000
- R = X13
- S = X06
- T = 003
- U = 007
- V = X02
- W = X09
- Y = 004
- LEFT OF P = X97
- RIGHT OF J = 097

INTERVIEWER NOTE. Throughout this question you may change a code already entered if, on reflection, a respondent wants to change his or her mind. Please ensure that your final entry is clear and corresponds to respondent's version. If respondent asks, you may confirm that Letter Q is the central position on the scale.

OFFICE USE

Back to work

Prices down

X10	X09	X08	X07	X06	X05	X04	X03	X02	X01	000	001	002	003	004	005	006	007	008	009	010
P	W	C	M	S	N	F	R	V	D	Q	B	K	T	Y	E	L	U	H	G	J

ASK ALL

- 29.a) On the whole, do you think the Conservative government over the last four years has handled the problem of inflation ... (READ OUT) (443)
- | | |
|---------------------|---|
| ... very well, | 1 |
| fairly well, | 2 |
| not very well, | 3 |
| or not at all well? | 4 |
| (Don't know) | 8 |
- b) And unemployment: on the whole do you think the Conservative government over the last four years has handled the problem of unemployment ... (READ OUT) (444)
- | | |
|---------------------|---|
| ... very well, | 1 |
| fairly well, | 2 |
| not very well, | 3 |
| or not at all well? | 4 |
| (Don't know) | 8 |
- c) Which do you think threatens you and your family most ... (READ OUT) (445)
- | | |
|----------------------------------|---|
| ... the threat of rising prices, | 1 |
| or - the threat of unemployment? | 2 |
| (Don't know) | 8 |

30. Please say whether you agree or disagree with each of these statements, or say if you are not sure either way . . (READ OUT)
- | | Agree | Disagree | Not sure | |
|--|-------|----------|----------|-------|
| a) ... When someone is unemployed it's usually his or her own fault? | 1 | 3 | 2 | (446) |
| b) ... The government should set firm guidelines for wages and salaries? | 1 | 3 | 2 | (447) |
| c) ... The high level of unemployment in Britain is mainly the British Government's fault? | 1 | 3 | 2 | (448) |
| d) ... The government should spend more money to create jobs? | 1 | 3 | 2 | (449) |
| e) ... Much of our unemployment has been caused by trade union leaders? | 1 | 3 | 2 | (450) |
| f) ... The rise in unemployment has helped Britain's products to be more competitive? | 1 | 3 | 2 | (451) |

ASK ALL

31. Another election issue was to do with taxes and government spending.

SHOW SCALE CARD 3

Please look at this card. People who are convinced that we should put up taxes a lot and spend much more on health and social services will put a tick in the last box on the left (Letter P) - POINT TO BOX P AND STATEMENT - while those who are convinced that we should cut taxes a lot and spend much less on health and social services will put a tick in the last box on the right (Letter J) - POINT TO BOX J AND STATEMENT. So, just as before, people who hold views that come somewhere between those two positions will tick a box somewhere along here - POINT TO BOXES FROM LEFT TO CENTRE - or somewhere along here - POINT TO BOXES FROM RIGHT TO CENTRE.

a) First, would you tick the box anywhere along the scale that comes closest to your own views about taxes and government spending.

ASK WHICH BOX, REFER TO (452-54)

LETTER KEY AND ENTER CODE NO. OF LETTER

IF DON'T KNOW, ENTER 098

Now where do you think the Conservative and Labour Parties stand?

b) First, the Conservative Party. In the next row of boxes, put a tick in the box that you think comes closest to the views of the Conservative Party?

ASK WHICH BOX, REFER TO (455-57)

LETTER KEY AND ENTER CODE NO. OF LETTER

IF DON'T KNOW, ENTER 098

c) Now, in the next row, please put a tick in the box that you think comes closest to the views of the Labour Party?

ASK WHICH BOX, REFER TO (458-60)

LETTER KEY AND ENTER CODE NO. OF LETTER

IF DON'T KNOW, ENTER 098

d) And, finally, please tick the box in the last row that you think comes closest to the views of the SDP/Liberal Alliance?

ASK WHICH BOX, REFER TO (461-63)

LETTER KEY AND ENTER CODE NO. OF LETTER

IF DON'T KNOW, ENTER 098

LETTER KEY	
B =	001
C =	X08
D =	X01
E =	005
F =	X04
G =	009
H =	008
J =	010
K =	002
L =	006
M =	X07
N =	X05
P =	X10
Q =	000
R =	X03
S =	X06
T =	003
U =	007
V =	X02
W =	X09
Y =	004
LEFT OF P =	X97
RIGHT OF J =	097

INTERVIEWER NOTE. Throughout this question you may change a code already entered if, on reflection, a respondent wants to change his or her mind. Please ensure that your final entry is clear and corresponds to respondent's version. If respondent asks, you may confirm that Letter Q is the central position on the scale.

OFFICE USE

Services up										Taxes down										
X10	X09	X08	X07	X06	X05	X04	X03	X02	X01	000	001	002	003	004	005	006	007	008	009	010
P	W	C	M	S	N	F	R	V	D	Q	B	K	T	Y	E	L	U	H	G	J

ASK ALL

32.a) On the whole, do you think the Conservative government over the last four years was successful or unsuccessful in keeping taxes down generally? PROBE: Very or fairly?
CODE IN COLUMN a)

	a)	b)
	Taxes	Standard of living
	(464)	(465)
Very successful	1	1
Fairly successful	2	2
Fairly unsuccessful	3	3
Very unsuccessful	4	4
Don't know	8	8

b) And was it successful or unsuccessful in improving your standard of living? PROBE: Very or fairly?
CODE IN COLUMN b)

33.a) Which Party do you think would be the most likely to improve your standard of living over the next three or four years?

	a)	b)
	3-4 years	10 years
	(466-67)	(468-69)
DO NOT PROMPT <u>CODE IN COLUMN a)</u>		
Conservative	01	01
Labour	02	02
b) And over the next <u>ten years</u> or so?		
DO NOT PROMPT <u>CODE IN COLUMN b)</u>		
(SDP/Lib) Alliance	03	03
Liberal	04	04
Social Democratic	05	05
Scottish National	06	06
Plaid Cymru	07	07
Other (SPECIFY)		
a) _____	97	-
b) _____	-	97
NONE	00	00
Don't know	98	98

34. Please say whether you agree or disagree with each of these statements, or say if you are not sure either way ... (READ OUT)

	Agree	Disagree	Not sure	
a) ... High income tax makes people less willing to work hard?	1	3	2	(470)
b)... Income and wealth should be redistributed towards ordinary working people?	1	3	2	(471)
c) ... Too many people these days like to rely on government handouts?	1	3	2	(472)

35. Do you think the government should or should not do each of the following things, or doesn't it matter either way ... (READ OUT)

	Should	Should not	Doesn't matter	Don't know	
a) ... get rid of private education in Britain?	1	3	2	8	(473)
b) ... spend more money to get rid of poverty?	1	3	2	8	(474)
c) ... increase the standard of living of pensioners?	1	3	2	8	(475)
d)... encourage the growth of private medicine?	1	3	2	8	(476)
e) ... put more money into the National Health Service?	1	3	2	8	(477)

ASK ALL

36. There was a lot of discussion during the election about nationalisation.

SHOW SCALE CARD 4

Card 05

Please look at this card People who are convinced that we should nationalise many more private companies will put a tick in the last box on the left (Letter P) - POINT TO BOX P AND STATEMENT - while those who are convinced that we should sell off many more nationalised industries will put a tick in the last box on the right (Letter J) - POINT TO BOX J AND STATEMENT. So, just as before, people who hold views that come somewhere between those two positions will tick a box somewhere along here - POINT TO BOXES FROM LEFT TO CENTRE - or somewhere along here - POINT TO BOXES FROM RIGHT TO CENTRE

a) First, would you tick the box anywhere along the scale that comes closest to your own views about nationalisation.

ASK WHICH BOX, REFER TO (507-09)

LETTER KEY AND ENTER CODE NO. OF LETTER

IF DON'T KNOW, ENTER 098

Now where do you think the Conservative and Labour Parties stand?

b) First, the Conservative Party. In the next row of boxes, put a tick in the box that you think comes closest to the views of the Conservative Party?

ASK WHICH BOX, REFER TO (510-12)

LETTER KEY AND ENTER CODE NO. OF LETTER

IF DON'T KNOW, ENTER 098

c) Now, in the next row, please put a tick in the box that you think comes closest to the views of the Labour Party?

ASK WHICH BOX, REFER TO (513-15)

LETTER KEY AND ENTER CODE NO. OF LETTER

IF DON'T KNOW, ENTER 098

d) And, finally, please tick the box in the last row that you think comes closest to the views of the SDP/Liberal Alliance?

ASK WHICH BOX, REFER TO (516-18)

LETTER KEY AND ENTER CODE NO. OF LETTER

IF DON'T KNOW, ENTER 098

LETTER KEY
B = 001
C = X08
D = X01
E = 005
F = X04
G = 009
H = 008
J = 010
K = 002
L = 006
M = X07
N = X05
P = X10
Q = 000
R = X03
S = X06
T = 003
U = 007
V = X02
W = X09
Y = 004

INTERVIEWER NOTE: Throughout this question you may change a code already entered if, on reflection, a respondent wants to change his or her mind. Please ensure that your final entry is clear and corresponds to respondent's version. If respondent asks, you may confirm that Letter Q is the central position on the scale.

LEFT OF P = X97
RIGHT OF J = 097

Nationalise										<u>OFFICE USE</u>										Privatise									
X10	X09	X08	X07	X06	X05	X04	X03	X02	X01	000	001	002	003	004	005	006	007	008	009	010									
P	W	C	M	S	N	F	R	V	D	Q	B	K	T	Y	E	L	U	H	G	J									

ASK ALL - SHOW CARD H

37. Just to clarify your views on nationalisation, please tell me from this card which of the four statements comes closest to what you think should be done, or say if you can't choose any? (519)
- A lot more industries should be nationalised 1
 - Only a few more industries should be nationalised 2
 - No more industries should be nationalised, but industries that are now nationalised should stay nationalised 3
 - Some of the industries that are now nationalised should become private companies 4
 - Can't choose/Don't know 8

38. Thinking now of trade unions and big business in this country
- a) First do you think that trade unions ... (READ OUT) (520)
- have too much power, 1
 - or not? 2
 - (Don't know) 8
- b) Do you think that big business in this country ... (READ OUT) (521)
- has too much power, 1
 - or not? 2
 - (Don't know) 8

39. Do you think the Conservative government over the last four years has generally handled the problem of strikes . . (READ OUT) (522)
- ... very well, 1
 - fairly well, 2
 - not very well, 3
 - or not at all well? 4
 - (Don't know) 8

40. Do you think the government should or should not do each of the following things, or doesn't it matter either way (READ OUT)

	<u>Should</u>	<u>Should not</u>	<u>Doesn't matter</u>	<u>Don't know</u>	
a) .. Introduce stricter laws to regulate the activities of trade unions?	1	3	2	8	(523)
b)... Give workers more say in running the places where they work?	1	3	2	8	(524)
c)... Allow private industry to keep more of its profits?	1	3	2	8	(525)
d)... Do more to help the economy of the area in which you live?	1	3	2	8	(526)

ASK ALL

41. This card is about the importance of controlling crime on the one hand, or protecting people's rights against the authorities, on the other.

SHOW SCALE CARD 5

Please look at this card. People who are convinced that protecting civil rights is more important than cutting crime will put a tick in the last box on the left (Letter P) - POINT TO BOX P AND STATEMENT - while those who are convinced that cutting crime is more important than protecting civil rights will put a tick in the last box on the right (Letter J) - POINT TO BOX J AND STATEMENT. So, just as before, people who hold views that come somewhere between those two positions will tick a box somewhere along here - POINT TO BOXES FROM LEFT TO CENTRE - or somewhere along here - POINT TO BOXES FROM RIGHT TO CENTRE.

a) First, would you tick the box anywhere along the scale that comes closest to your own views about law and order.

ASK WHICH BOX, REFER TO (527-29)

LETTER KEY AND ENTER CODE NO. OF LETTER

--	--	--

IF DON'T KNOW, ENTER 098

Now where do you think the Conservative and Labour Parties stand?

b) First, the Conservative Party. In the next row of boxes, put a tick in the box that you think comes closest to the views of the Conservative Party?

ASK WHICH BOX, REFER TO (530-32)

LETTER KEY AND ENTER CODE NO. OF LETTER

--	--	--

IF DON'T KNOW, ENTER 098

c) Now, in the next row, please put a tick in the box that you think comes closest to the views of the Labour Party?

ASK WHICH BOX, REFER TO (533-35)

LETTER KEY AND ENTER CODE NO. OF LETTER

--	--	--

IF DON'T KNOW, ENTER 098

d) And, finally, please tick the box in the last row that you think comes closest to the views of the SDP/Liberal Alliance?

ASK WHICH BOX, REFER TO (536-38)

LETTER KEY AND ENTER CODE NO. OF LETTER

--	--	--

IF DON'T KNOW, ENTER 098

LETTER KEY

- B = 001
- C = X08
- D = X01
- E = 005
- F = X04
- G = 009
- H = 008
- J = 010
- K = 002
- L = 006
- M = X07
- N = X05
- P = X10
- Q = 000
- R = X03
- S = X06
- T = 003
- U = 007
- V = X02
- W = X09
- Y = 004

LEFT OF P = X97
RIGHT OF J = 097

INTERVIEWER NOTE Throughout this question you may change a code already entered if, on reflection, a respondent wants to change his or her mind. Please ensure that your final entry is clear and corresponds to respondent's version. If respondent asks, you may confirm that Letter Q is the central position on the scale.

OFFICE USE

Protect rights

Cut crime

X10	X09	X08	X07	X06	X05	X04	X03	X02	X01	000	001	002	003	004	005	006	007	008	009	010
P	W	C	M	S	N	F	R	V	D	Q	B	K	T	Y	E	L	U	H	G	J

ASK ALL

42. Please say whether you agree or disagree with each of these statements, or say if you are not sure either way ... (READ OUT)

	<u>Agree</u>	<u>Disagree</u>	<u>Not sure</u>	
a) ... If you want to cut crime, cut unemployment?	1	3	2	(539)
b) .. The police should be given more power?	1	3	2	(540)
c) ... Britain should bring back the death penalty?	1	3	2	(541)
d) ... The aim of prisons should be to reform criminals rather than punish them?	1	3	2	(542)
e) ... People who break the law should be given stiffer sentences?	1	3	2	(543)

Other issues

43.a) When you were deciding about voting, how important was the issue of the Common Market - was it ... (READ OUT) (544)

... extremely important to you, 1
quite important, 2
or not very important? 3

SHOW CARD J

b) Which of the three statements on this card comes closest to your own views on the Common Market? (545)

Britain should leave the Common Market without further ado 1
Britain should stay in the Common Market provided we can get better terms 2
Britain should stay in the Common Market anyway 3
Don't know 8

SCOTLAND/WALES ONLY

44. An issue (in Scotland/in Wales) is the question of an elected Assembly - a special parliament for (Scotland/Wales) dealing with (Scottish/Welsh) affairs. (546)

Which of these statements comes closest to your view ... (READ OUT)

... (Scotland/Wales) should become completely independent, 1
or - there should be an elected assembly for (Scotland/Wales), 2
or - some other way should be found to make sure the needs of (Scotland/Wales) are better understood by the government in London 3
or - keep the governing of (Scotland/Wales) much as it has been? 4
(Other - SPECIFY) _____

_____ 7
(Don't know) 8

(Spare) (547)

ASK ALL - SHOW CARD K

45. Finally on election issues, I want to ask about some changes that have been happening in Britain over the years. For each one I read out can you say whether you think it has gone too far, not gone far enough, or is it about right.

	<u>Gone too far</u>	<u>About right</u>	<u>Not gone far enough</u>	<u>Don't know</u>	
a) Thinking first about the <u>welfare benefits</u> that are available to <u>people</u> today. Would you say they have gone too far, are they about right or have they not gone far enough?	1	2	3	8	(548)
b) How about attempts to give equal opportunities to women in Britain?	1	2	3	8	(549)
c) The right to show nudity and sex in films and magazines?	1	2	3	8	(550)
d) Government spending on education?	1	2	3	8	(551)
e) The building of nuclear power stations?	1	2	3	8	(552)
f) The right to have protest marches and demonstrations?	1	2	3	8	(553)
g) Attempts to give equal opportunities to black people and Asians in Britain?	1	2	3	8	(554)
h) Allowing the sale of council houses to tenants?	1	2	3	8	(555)
i) The movement towards comprehensive schooling?	1	2	3	8	(556)
j) Cutting immigration from the Commonwealth?	1	2	3	8	(557)
k) Government support for public transport?	1	2	3	8	(558)
l) The availability of abortion on the National Health Service?	1	2	3	8	(559)

46.

On the last of these cards, the British Communist Party would place itself on the extreme left (Letter P) - POINT TO BOX P - while the National Front would place itself on the extreme right (Letter J) - POINT TO BOX J. The other main Parties would probably place themselves somewhere between these two positions, somewhere along here - POINT TO BOXES FROM LEFT TO CENTRE - or somewhere along here - POINT TO BOXES FROM RIGHT TO CENTRE.

Now, this time I want to ask you first where you think the Conservative and Labour Parties are on the scale.

- a) First the Conservative Party. tick the box the comes closest to where you think the Conservative Party is on the scale?

(560-62)

--	--	--

ASK WHICH BOX, REFER TO LETTER KEY AND ENTER CODE NO.

IF DON'T KNOW, ENTER 098

- b) Now the Labour Party tick the box in the next row that comes closest to where you think it is.

(563-65)

--	--	--

ENTER CODE NO.

IF DON'T KNOW, ENTER 098

- c) Now the Liberal Party and the Social Democrats separately. First the Liberal Party. tick the box in the next row that comes closest to where you think it is.

(566-68)

--	--	--

ENTER CODE NO.

IF DON'T KNOW, ENTER 098

- d) Now the Social Democratic Party tick the box in the next row that comes closest to where you think it is.

(569-71)

--	--	--

ENTER CODE NO.

IF DON'T KNOW, ENTER 098

IF SCOTLAND

- e) Now tick the box in the next row that comes closest to where you think the Scottish National Party is.

(572-74)

--	--	--

ENTER CODE NO.

IF DON'T KNOW, ENTER 098

IF WALES

- f) Now tick the box in the next row that comes closest to where you think Plaid Cymru is.

(575-77)

--	--	--

ENTER CODE NO.

IF DON'T KNOW, ENTER 098

ASK ALL

- g) Now tick the box in the last row that comes closest to where you are on the scale

(578-80)

--	--	--

ENTER CODE NO.

IF DON'T KNOW, ENTER 098

UNLESS 098 AT g)

- h) Would you have been in the same box about four years ago - at the time of the last general election?

IF YES, ENTER 100

IF DK, ENTER 098

IF NO Which box were you in then? +

ENTER CODE NO.

(607-09)

--	--	--

UNLESS 098 AT a) ABOVE

- i) Now looking at the top row, where you put the Conservative Party. would it have been in the same box when Mr Heath was its leader?

IF YES, ENTER 100

IF DK, ENTER 098

IF NO Which box was it in then? +

ENTER CODE NO.

(610-12)

--	--	--

UNLESS 098 AT b) ABOVE

- j) Finally, looking at the second row, where you put the Labour Party would it have been in the same box when Mr Callaghan was its leader?

IF YES, ENTER 100

IF DK, ENTER 098

IF NO. Which box was it in then? +

ENTER CODE NO.

(613-15)

--	--	--

LETTER KEY	
B	= 001
C	= X08
D	= X01
E	= 005
F	= X04
G	= 009
H	= 008
J	= 010
K	= 002
L	= 006
M	= X07
N	= X05
P	= X10
Q	= 000
R	= X03
S	= X06
T	= 003
U	= 007
V	= X02
W	= X09
Y	= 004
LEFT OF P = X97	
RIGHT OF J = 097	
INTERVIEWER NOTES FROM PREVIOUS SCALE QUESTIONS APPLY AT THIS QUESTION TOO	

Office Use											CP											NF
X10	X09	X08	X07	X06	X05	X04	X03	X02	X01	000	001	002	003	004	005	006	007	008	009	010		
P	W	C	M	S	N	F	R	V	D	Q	B	K	T	Y	E	L	U	H	G	J		

V. BACKGROUND & CLASSIFICATION

ASK ALL

Now some questions about yourself and your background.

47.a)	Do you remember which Party your <u>father</u> usually voted for when you were growing up? <u>ONE CODE IN COLUMN a)</u>		a) Father (618-17)	b) Mother (618-19)
b)	And your <u>mother</u> ? <u>ONE CODE IN COLUMN b)</u>	<u>DO NOT PROMPT</u>	Conservative	01 01
			Labour	02 02
			Liberal	04 04
			Scottish National	06 06
			Plaid Cymru	07 07
	<u>Other (SPECIFY) a)</u> _____			97 -
	b) _____			- 97
			Varied	96 96
			Not applicable/Not brought up in Britain	94 94
			Refused to disclose voting	95 95
			Did not vote	00 00
			Can't remember/Don't know	98 98

48. Thinking back to when you were aged about 14, what job did your father have then? OBTAIN AS MUCH DETAIL AS POSSIBLE.

IF NO DETAILS CAN BE OBTAINED, GIVE REASON BELOW AND RING CODE

No details of father's job 1 → Q.49 (620)

Reason _____					(621-25)
a) What was the name or title of his job? _____					(626-27)
_____					(628-29)
b) What kind of work did he do in that job? IF RELEVANT. What were the materials made of? _____					(630-31)
_____					(632-34)
_____					(635)
c) Did he have any training or qualifications that were needed for that job? Which? _____					(636-38)
_____					(639-40)
_____					(641-42)
d) Did he supervise or was he responsible for the work of any other people? <u>IF YES</u> About how many? Yes (number) _____ No (ring) 0000					(643-46)
e) Was he ... (READ OUT) ... an employee, 1 or self employed? 2					(647)
f) What did his employer (or, if self-employed, he) make or do? _____					(648)
					SPARE
g) Roughly how many people were employed at the place where he worked: Was it ... (READ OUT) .. fewer than 10, 1 10-24, 2 or 24+? 3					(649)

<u>ASK ALL</u>		(650)
49.a)	Do you ever think of yourself as belonging to any particular class?	
	<u>IF YES</u> Which class is that?	
	Yes, middle class	1 } Q.50
	Yes, working class	2 }
	Yes, other (SPECIFY IN FULL) _____	3

	No	4
	Don't know	8
<u>IF OTHER, OR NO, OR DON'T KNOW (CODES 3, 4 OR 8)</u>		
b)	Most people say they belong either to the middle class or the working class. If you had to make a choice, would you call yourself ... (READ OUT)	(651)
	... middle class	1
	or working class?	2
	(Refused)	0
	(Don't know)	8
<u>ASK ALL</u>		(652)
50.a)	Compared with British families in general, would you say your household's income is ..(READ OUT) ... far below average,	1
	below average,	2
	average,	3
	above average,	4
	or far above average?	5
	(Don't know)	8
b)	Looking back over the last year or so, would you say your household's income has. (READ OUT) ... fallen behind prices,	(653)
	kept up with prices,	1
	or gone up by more than prices?	2
	(Don't know)	3
	(Don't know)	8
c)	And looking forward to the year ahead, do you expect your household's income will. (READ OUT) ... fall behind prices,	(654)
	keep up with prices,	1
	or go up by more than prices?	2
	(Don't know)	3
	(Don't know)	8
<u>ASK ALL</u>		(655)
51.a)	Do you, or does anyone in your household, own or have the use of a car or a van?	
	Yes - one	1
	<u>IF YES: PROBE</u> One car/van or more than one?	
	Yes - two or more	2
	No	3
b)	Are you, or is anyone in your household, covered by a private health insurance scheme that allows you to get private medical treatment?	(656)
	<u>IF YES: PROBE.</u> Through a group (e.g. employer/trade union) or as an individual?	
	Yes - through group	1
	Yes - individually	2
	No	3
	Don't know	8

SHOW CARD L

52.a) Which of these descriptions applies to what you were doing last week, that is in the seven days ending last Sunday? PROBE Any others?
CODE ALL THAT APPLY IN COLUMN I

IF ONLY ONE CODE AT I, TRANSFER IT TO COLUMN II

IF MORE THAN ONE AT I, TRANSFER HIGHEST ON LIST TO II

	<u>I</u>	<u>II</u> (657-58)
In full-time education (not paid for by employer, including on vacation)	A	01 → Q.54
On government training/employment scheme (e.g. Community Programme, YOP, WEEP, YTS, etc.)	B	02 → b)
In paid work (or away temporarily) for at least 10 hours in the week	C	03 } c)
Waiting to take up paid work already accepted	D	04 }
Unemployed and registered at a Jobcentre/employment office	E	05 }
Unemployed, <u>not</u> registered, but actively looking for a job	F	06 }
Unemployed, wanting a job (of at least 10 hrs per week), but not actively looking for a job	G	07 }
Permanently sick or disabled	H	08 } b)
Wholly retired from work	J	09 }
Looking after the home	K	10 }
Doing something else	L	11 }

IF CODE 02, or 05 - 11

b) How long ago did you last have a paid job (other than the government scheme you mentioned) of at least 10 hours a week, excluding Saturday or holiday jobs?	(659)
Within past 12 months	1 } c)
Over 1-5 years ago	2 }
Over 5-10 years ago	3 }
Over 10-20 years ago	4 }
Over 20 years ago	5 }
Never had paid job of 10+ hrs a week	6 → Q.54

IF CODE 03-04 AT a) OR CODE 1-5 AT b)

(660)

c) Are you now, or have you ever been, a member of a trade union?	
Yes - now	1 } Q.53
Yes - used to be	2 }
No	3 }

ASK ALL WHO ARE IN WORK (CODE 03 AT Q.52a) OPPOSITE,
OR WHO ARE WAITING FOR A JOB (CODE 04 AT Q.52a) OPPOSITE,
OR WHO HAVE EVER HAD A JOB (CODES 1-5 AT Q.52b) OPPOSITE.

OFFICE USE			
			(661-65)
			(666-67)
			(668-69)
			(670-71)
			(672-74)
			(675)

53. Now I want to ask you about your (present/future/last) job?
CHANGE TENSES FOR (BRACKETED) WORDS AS APPROPRAITE THROUGHOUT

- a) What (is) the name or title of that job? _____

- b) What kind of work (do) you do most of the time? IF RELEVANT:
 What (are) the materials made of? _____

- c) What training or qualifications (do) you have that (are) needed
 for that job? _____

- d) (Do) you supervise or (are) you responsible for the work of any
 other people? IF YES How many? Yes (number) _____
 No (ring) _____

- e) (Are) you .. (READ OUT)

CARD 07			
			(707-09)
			(710-11)
			(712-13)
			(714-17)
0000			(718)

- .. an employee, 1
 or self-employed? 2 + g)

IF EMPLOYEE (CODE 1)

- f) (Is) the organisation you (work) for ... (READ OUT) (719)
- . a private firm, 1
 - a nationalised industry, 2
 - a local or central government organisation, 3
 - a charity, 4
 - or what? 4
 - (SPECIFY OTHER) _____ 7

(ALL)

- g) What (does) the employer (or, if self-employed, you) make or do
 at the place where you usually (work)? IF FARM, GIVE NO OF ACRES

- h) Including yourself, how many people (are) employed at the place
 you usually (work) [from]? (720)
- Under 10 1
 - 10-24 2
 - 25-99 3
 - 100-499 4
 - 500 or more 5

- i) (Is) the job ... (READ OUT) (721)
- ... full-time, (30 hrs +) 1
 - or part-time? (10-29 hrs) 2

- 54.a) ASK ALL
 At present are you ... (READ OUT) ... married (or living as married), 1 → b)
 widowed, 2 }
 divorced or separated, 3 } Q.56
 or single? 4 }

IF MARRIED OR LIVING AS MARRIED (CODE 1) - SHOW CARD L AGAIN

b) Which of these descriptions applies to what your (husband/wife) was doing last week, that is in the seven days ending last Sunday? PROBE: Any others? CODE ALL THAT APPLY IN COLUMN I

IF ONLY ONE CODE AT I, TRANSFER TO COLUMN II

IF MORE THAN ONE AT I, TRANSFER HIGHEST ON LIST TO II

- | | <u>I</u> | <u>II</u> |
|---|----------|-----------|
| | | (723-24) |
| In full-time education (not paid for by employer, including on vacation) | A | 01 → Q.56 |
| On government training/employment scheme (e.g. Community Programme, YOP, WEEP, YTS, etc.) | B | 02 → c) |
| In paid work (or away temporarily) for at least 10 hours in the week | C | 03 } d) |
| Waiting to take up paid work already accepted | D | 04 } |
| Unemployed and registered at a Jobcentre/employment office | E | 05 } c) |
| Unemployed, <u>not</u> registered, but actively looking for a job | F | 06 } |
| Unemployed, wanting a job (of at least 10 hrs per week), but not actively looking for a job | G | 07 } |
| Permanently sick or disabled | H | 08 } |
| Wholly retired from work | J | 09 } |
| Looking after the home | K | 10 } |
| Doing something else | L | 11 } |

IF CODE 02, OR 05 - 11

- c) How long ago did your (husband/wife) have a paid job (other than the government scheme you mentioned) of at least 10 hours a week, excluding Saturday or holiday jobs? (725)
- | | | |
|--------------------------------------|---|--------|
| Within past 12 months | 1 | } d) |
| Over 1-5 years ago | 2 | |
| Over 5-10 years ago | 3 | |
| Over 10-20 years ago | 4 | |
| Over 20 years ago | 5 | |
| Never had paid job of 10+ hrs a week | 6 | → Q.56 |

IF CODE 03-04 AT a) OR CODE 1-5 AT b)

- d) Is your (husband/wife) now, or has (he/she) ever been, a member of a trade union? (726)
- | | | |
|------------------|---|--------|
| Yes - now | 1 | } Q.55 |
| Yes - used to be | 2 | |
| No | 3 | |
| Don't know | 4 | |

ASK ALL WHOSE SPOUSE IS IN WORK (CODE 03 AT Q.54b) OPPOSITE,
 OR WHOSE SPOUSE IS WAITING FOR A JOB (CODE 04 AT Q.54b) OPPOSITE.
 OR WHOSE SPOUSE HAS EVER HAD A JOB (CODES 1-5 AT Q.54c) OPPOSITE.

OFFICE USE			
			(727-31)
			(732-33)
			(734-35)
			(736-37)
			(738-40)
			(741)
			(742-44)
			(745-46)
			(747-48)
			(749-52)
			(753)
			(754)
			(755)
			(756)

55.

Now I want to ask you about your (husband's/wife's)

a) What (is) the name or title of that job? _____

b) What kind of work (does)(he) do most of the most of the time?
 IF RELEVANT What (are) the materials made of? _____

c) What training or qualifications (does) (he) have that (are)
 needed for that job? _____

d) (Does) (he) supervise or (is) (he) responsible for the work
 of any other people? IF YES How many?

Yes (number)

No (ring)

0000				

e) (Is) (he) .. (READ OUT)

... an employee

or self-employed?

IF EMPLOYEE (CODE 1)

f) (Is) the organisation (he) (works) for .. (READ OUT)

... a private firm,

a nationalised industry,

a local or central government organisation,

a charity,

or what? †

(SPECIFY OTHER) _____

(ALL)
 g) What (does) the employer (or, if self-employed, (he) make
 or do at the place where (he) usually (works)?
 IF FARM, GIVE NO. OF ACRES _____

h) Including (himself), roughly how many people (are) employed
 at the place where (he) usually (works) [from]?

Under 10

10-24

25-99

100-499

500 or more

i) (Is) the job (READ OUT) ...

... full-time, (30 hrs +)

or part-time? (10-29 hrs)

ASK ALL

56. What was your age last birthday?

ENTER (757-58)

IF RESPONDENT IS MALE AGED 70+ OR FEMALE AGED 65+
OR IF RESPONDENT IS IN FULL-TIME EDUCATION (Q.52a) CODE 01) } SKIP TO Q.58 BELOW
FOR ALL OTHERS, ASK Q.57

- 57.a) May I check: during the last five years, that is since the middle of 1978, have you been unemployed and looking for a job - for a period lasting 13 weeks or longer? (759)
- Yes A
No 0 → Q.58
- IF YES (Code A)
- b) Was this just once, or for two or more separate periods in the last five years?
- Once 1
2 or more times 2
- c) For how many months in total during the last five years have you been unemployed and looking for a job?

ENTER: Months (760-61)
OR Years

ASK ALL - SHOW CARD M

58. Have you (or your husband/wife) been in receipt of any of the benefits on this card during the last five years?

- IF YES. Which ones? Child benefit (family allowance) 1 (762)
- Maternity benefit or allowance 2 (763)
- One-parent benefit 3 (764)
- Family Income Supplement 4 (765)
- State retirement or widow's pension 5 (766)
- Supplementary pension 6 (767)
- Invalidity or disabled pension or benefit 1 (768)
- Attendance/Invalid care/Mobility allowance 2 (769)
- Sickness or injury benefit 3 (770)
- Unemployment benefit 4 (771)
- Supplementary benefit 5 (772)
- Rate or rent rebate or allowance 6 (773)
- Other benefit(s) volunteered(SPECIFY) _____ 7 (774)
- _____
- _____

NO, NONE 0 (775-78)

ASK ALL

59.a) How old were you when you left school (or 6th form college)? (807-08)

ENTER AGE

--	--

UNLESS NO SCHOOLING CODE 00 Had no schooling at all 00 +Q.61

b) Where did you go to school, that is the last school you attended, was it ... (READ OUT) (809)

. in the U.K. 1

or not? 2 +Q.61

ASK ALL WHOSE LAST SCHOOL WAS IN U.K.(CODE 1)

60.a) What kind of school was your last school for instance, was it an elementary school, grammar school, comprehensive, or what?

- PROBE FOR FULL DESCRIPTION IF UNSURE OF CODE, DESCRIBE AT OTHER (810-11)
- Primary/elementary 01 +c)
 - Secondary modern 02
 - Technical 03
 - Grammar 04
 - Comprehensive 05
 - Direct grant 06
 - Grant or voluntary aided 07
 - Independent fee-paying (e.g. private or 'public') 08
 - Junior secondary/Higher elementary 09
 - Senior secondary 10
 - Convent/church school (PROBE FOR TYPE)+ 11
-
- Special school 12 + c)
 - Other (GIVE DETAILS)+ 97

UNLESS PRIMARY ONLY (CODE 01) OR SPECIAL SCHOOL (CODE 12) (812)

b) Did you have to pass any kind of exam to get into that school, or not?

Yes 1

No 2

Don't know/Don't remember 3

(ALL U K.)

c) Did you go to any school where your parents or guardian had to pay tuition fees? (813)

IF YES: At primary level, secondary level, or both?

- Yes - primary level 1
- Yes - secondary level 2
- Yes - both 3
- No - neither 4
- Don't know/Don't remember 8

ASK ALL

61.a) Have you had (or are you now in) any full-time higher or further education at any kind of college, university or polytechnic after leaving school or later? IF YES PROBE: At a university or polytechnic, or at another kind of college? (814)

RING ONE CODE

- No, never 1
 - Yes - in past - at university/polytechnic 2
 - Yes - in past - at other college 3
 - Yes - now - at university/polytechnic 4
 - Yes - now - at other college 5
 - Still at school 6
- } Q.62

IF CODES 1, 2, OR 3

b) Have you ever sent - or are you considering sending - any children in your care to a fee-paying school? (815)

- Yes - in past 1
- Yes - now 2
- Yes - considering 3
- No 4
- Never had children 5

ASK ALL - SHOW CARD N

--	--	--	--	--	--

SPARE

(816-21)

62. Have you passed any exams or got any of the qualifications on this card? PROBE: Any others? (822)

BRITISH QUALIFICATIONS

CSE Grades 2-5

- CSE Grade 1, GCE 'O' level, Scottish (SCE) lower, School Certificate 2 (824)
- GCE 'A' level, Scottish (SCE) higher 3 (825)
- Degree 4 (826)

RSA or similar clerical or commercial qualification 5 (827)

City & Guilds - craft/ordinary level 6 (828)

City & Guilds - advanced/final level 7 (829)

City & Guilds - full technological 8 (830)

ONC, OND, BEC or TEC ordinary/general 1 (831)

HNC, HND, BEC or TEC higher level 2 (832)

Full apprenticeship qualification 3 (833)

Teachers training qualification 4 (834)

Nursing qualification 5 (835)

Other professional qualification (SPECIFY) _____ 6 (836)

Other diploma/certificate (SPECIFY) _____ 7 (837)

OVERSEAS EXAMS/QUALIFICATIONS

Any school leaving exam/certificate 1 (838)

Degree 2 (839)

Other (post-school) exam/qualification (SPECIFY) _____ 3 (840)

ASK ALL

63.a)	Do you regard yourself as belonging to any particular religion?		(841-42)
	<u>IF YES: Which one?</u>	No religion	00 →Q.64
	<u>PROBE FOR DENOMINATION</u>	<u>Christian:</u> No denomination	01
		Roman Catholic	02
		Church of England/Wales, Anglican, Episcopal	03
		Church of Scotland	04
		Methodist	05
		Baptist	06
		United Reform Church (UCR), Congregational	07
	Other Christian (SPECIFY) _____		08
		<u>Non-Christian:</u> Jew	12
		Hindu	13
		Islam/Moslem	14
		Sikh	15
		Buddhist	16
	Other Non-Christian (SPECIFY) _____		97

IF RELIGION CODED (01-97)

b)	Apart from special occasions, such as weddings, funerals, baptisms and so on, how often nowadays do you attend services or meetings connected with your religion?		(843)
		Once a week or more	1
		Several times a month	2
		Less often but at least once a month	3
		Several times a year	4
		At least once a year	5
		Less often than once a year	6
		Varies/Don't know	7
		Never/practically never	0

ALL RESPONDENTS

64.	<u>CODE FROM OBSERVATION</u>		(844)
	i) <u>Ethnic origin</u>	White/European	1
		Indian/E. African Asian/Pakistani/Bangladeshi/Sri Lankan	2
		Black/African/West Indian	3
		Other (including Chinese)	4
			(845)
	ii) <u>Sex:</u>	Male	1
		Female	2

ALL

65.a) CODE WHETHER ACCOMMODATION IS . Private household, A →b)
or Institution (SPECIFY TYPE) _____ 01 →Q 66

IF PRIVATE HOUSEHOLD (CODE A)

b) Do you - your household - own or rent this
(house/flat/accommodation)?

	<u>OWNS</u>	House	02	} c)
	or	Flat/maisonette	03	
	<u>CO-OWNS</u>			

INCLUDE MORTGAGES AS OWNERSHIP

IF RENTED. From whom? RENTS FROM

	Local Authority - house	04	} e)
	Local Authority - flat/maisonette	05	
	Housing Association	06	} f)
	Private company/landlord	07	
	OTHER (SPECIFY) _____	97	

IF OWNS (CODE 02 OR 03 AT b))

c) Have you ever been a local authority tenant? Yes 1
No 2 → f)

IF YES (CODE 1)

d) Were you a local authority tenant in this
(house/flat/accommodation) before your household
purchased it? Yes 1 } f)
No 2 }

IF RENTS FROM LOCAL AUTHORITY (CODE 04 OR 05 AT b))

e) How likely is it that your household will try to
buy this house/flat from the local council in the
next 5 years or so; would you say . (READ OUT) ... very likely, 1
quite likely, 2
not likely, 3
or definitely not? 4
(Negotiations already started) 5
(Don't know) 8

ALL (IN PRIVATE HOUSEHOLDS)

f) Including yourself, how many people live here
with you as members of your household? ENTER NO. (851-52)

g) And how many of these are aged 15 or under? ENTER NO (853)

h) In whose name is this (house/flat/accommodation)
owned or rented? Respondent and/or spouse only 1
Parent or parent-in-law 2
Other (SPECIFY IN FULL) _____ 7

ASK ALL

66.a) Are you a member of a political Party? No 00
 IF YES: PROBE Which one? DO NOT PROMPT Yes - Conservative 01 → Q.67
INCLUDE PEOPLE WHO HAVE TEMPORARILY - Labour 02 → b)
NOT PAID SUBS BUT INTEND TO. - Liberal 04 }
 - Social Democratic 05 } Q.67
 - Scottish National 06 }
 - Plaid Cymru 07 }
 97 }

Other (SPECIFY) _____

IF 'LABOUR' (CODE 02)

b) Are you a member of the Labour Party through a trade union or did you join as an individual member? (858)
 Individual 1
 IF 'BOTH', RING CODE 1 ONLY Through TU 2

67.a) Just in case we need to clarify anything you've told us, I'd like to know whether there is a telephone in (your part of) this accommodation? (859)
 Yes 1 → c)
 IF NO AT a) (CODE A) No A

b) Do you have easy access to a 'phone in this building, where you can receive incoming calls? (860)
DO NOT ASK ABOUT WORK ACCESS Yes - in building 2
 Yes - at work (VOLUNTEERED) 3
 IF YES AT a) OR b) (CODES 1, 2 OR 3) No 4 → Q.68

c) What is your telephone number? ADD IF NECESSARY. (860)
 I should say it is very unlikely that anyone will 'phone you. DO NOT RECORD NUMBER HERE BUT ON ARF ADDRESS SLIP ONLY.
 Number given 1
 Number refused 2

ASK ALL

68. When the next general election comes round - which is likely to be in 4 or 5 years time - there may be another survey like this one. Would you be willing to take part in it again? (861)
 Yes, willing 1
 No, not willing 2

(862-64)

TIME INTERVIEW COMPLETED [][] [][] DURATION (Minutes) [][][]

DATE OF INTERVIEW → DAY [][] (865-66) MONTH [][] (867-68)

SIGNATURE _____ INTERVIEWER NUMBER [][][][]

SOCIAL AND COMMUNITY PLANNING RESEARCH

and

THE UNIVERSITY OF OXFORD

BRITISH GENERAL ELECTION STUDY 1983

SCALE CARDS I - 6

P.765, July 1983

Serial Number

--	--	--	--

Get rid of all nuclear weapons in Britain without delay

Tick the box you think comes closest to **YOUR OWN** views

<input type="checkbox"/>	<input type="checkbox"/>	<input type="checkbox"/>	<input type="checkbox"/>	<input type="checkbox"/>	<input type="checkbox"/>	<input type="checkbox"/>	<input type="checkbox"/>	<input type="checkbox"/>	<input type="checkbox"/>	<input checked="" type="checkbox"/>	<input type="checkbox"/>	<input type="checkbox"/>	<input type="checkbox"/>	<input type="checkbox"/>	<input type="checkbox"/>	<input type="checkbox"/>	<input type="checkbox"/>	<input type="checkbox"/>	<input type="checkbox"/>	
P	W	C	M	S	N	F	R	V	D	Q	B	K	T	Y	E	L	U	H	G	J

Increase nuclear weapons in Britain without delay

Get rid of all nuclear weapons in Britain without delay

Tick the box you think comes closest to the **Conservative Party's** views

<input type="checkbox"/>	<input type="checkbox"/>	<input type="checkbox"/>	<input type="checkbox"/>	<input type="checkbox"/>	<input type="checkbox"/>	<input type="checkbox"/>	<input type="checkbox"/>	<input type="checkbox"/>	<input type="checkbox"/>	<input checked="" type="checkbox"/>	<input type="checkbox"/>	<input type="checkbox"/>	<input type="checkbox"/>	<input type="checkbox"/>	<input type="checkbox"/>	<input type="checkbox"/>	<input type="checkbox"/>	<input type="checkbox"/>	<input type="checkbox"/>	<input type="checkbox"/>
P	W	C	M	S	N	F	R	V	D	Q	B	K	T	Y	E	L	U	H	G	J

Increase nuclear weapons in Britain without delay

Get rid of all nuclear weapons in Britain without delay

Tick the box you think comes closest to the **Labour Party's** views

<input type="checkbox"/>	<input type="checkbox"/>	<input type="checkbox"/>	<input type="checkbox"/>	<input type="checkbox"/>	<input type="checkbox"/>	<input type="checkbox"/>	<input type="checkbox"/>	<input type="checkbox"/>	<input type="checkbox"/>	<input checked="" type="checkbox"/>	<input type="checkbox"/>	<input type="checkbox"/>	<input type="checkbox"/>	<input type="checkbox"/>	<input type="checkbox"/>	<input type="checkbox"/>	<input type="checkbox"/>	<input type="checkbox"/>	<input type="checkbox"/>	<input type="checkbox"/>
P	W	C	M	S	N	F	R	V	D	Q	B	K	T	Y	E	L	U	H	G	J

Increase nuclear weapons in Britain without delay

Get rid of all nuclear weapons in Britain without delay

Tick the box you think comes closest to the **SDP/Liberal Alliance's** views

<input type="checkbox"/>	<input type="checkbox"/>	<input type="checkbox"/>	<input type="checkbox"/>	<input type="checkbox"/>	<input type="checkbox"/>	<input type="checkbox"/>	<input type="checkbox"/>	<input type="checkbox"/>	<input type="checkbox"/>	<input checked="" type="checkbox"/>	<input type="checkbox"/>	<input type="checkbox"/>	<input type="checkbox"/>	<input type="checkbox"/>	<input type="checkbox"/>	<input type="checkbox"/>	<input type="checkbox"/>	<input type="checkbox"/>	<input type="checkbox"/>	<input type="checkbox"/>
P	W	C	M	S	N	F	R	V	D	Q	B	K	T	Y	E	L	U	H	G	J

Increase nuclear weapons in Britain without delay

Getting people back to work should be the Government's top priority

Tick the box you think comes closest to **YOUR OWN** views

<input type="checkbox"/>	<input type="checkbox"/>	<input type="checkbox"/>	<input type="checkbox"/>	<input type="checkbox"/>	<input type="checkbox"/>	<input type="checkbox"/>	<input type="checkbox"/>	<input type="checkbox"/>	<input type="checkbox"/>	<input type="checkbox"/>	<input checked="" type="checkbox"/>	<input type="checkbox"/>	<input type="checkbox"/>	<input type="checkbox"/>	<input type="checkbox"/>	<input type="checkbox"/>	<input type="checkbox"/>	<input type="checkbox"/>	<input type="checkbox"/>	<input type="checkbox"/>	<input type="checkbox"/>
P	W	C	M	S	N	F	R	V	D	Q	B	K	T	Y	E	L	U	H	G	J	

Keeping prices down should be the Government's top priority

Getting people back to work should be the Government's top priority

Tick the box you think comes closest to the **Conservative Party's** views

<input type="checkbox"/>	<input type="checkbox"/>	<input type="checkbox"/>	<input type="checkbox"/>	<input type="checkbox"/>	<input type="checkbox"/>	<input type="checkbox"/>	<input type="checkbox"/>	<input type="checkbox"/>	<input type="checkbox"/>	<input type="checkbox"/>	<input checked="" type="checkbox"/>	<input type="checkbox"/>	<input type="checkbox"/>	<input type="checkbox"/>	<input type="checkbox"/>	<input type="checkbox"/>	<input type="checkbox"/>	<input type="checkbox"/>	<input type="checkbox"/>	<input type="checkbox"/>	<input type="checkbox"/>
P	W	C	M	S	N	F	R	V	D	Q	B	K	T	Y	E	L	U	H	G	J	

Keeping prices down should be the Government's top priority

Getting people back to work should be the Government's top priority

Tick the box you think comes closest to the **Labour Party's** views

<input type="checkbox"/>	<input type="checkbox"/>	<input type="checkbox"/>	<input type="checkbox"/>	<input type="checkbox"/>	<input type="checkbox"/>	<input type="checkbox"/>	<input type="checkbox"/>	<input type="checkbox"/>	<input type="checkbox"/>	<input type="checkbox"/>	<input checked="" type="checkbox"/>	<input type="checkbox"/>	<input type="checkbox"/>	<input type="checkbox"/>	<input type="checkbox"/>	<input type="checkbox"/>	<input type="checkbox"/>	<input type="checkbox"/>	<input type="checkbox"/>	<input type="checkbox"/>	<input type="checkbox"/>
P	W	C	M	S	N	F	R	V	D	Q	B	K	T	Y	E	L	U	H	G	J	

Keeping prices down should be the Government's top priority

Getting people back to work should be the Government's top priority

Tick the box you think comes closest to the **SDP/Liberal Alliance's** views

<input type="checkbox"/>	<input type="checkbox"/>	<input type="checkbox"/>	<input type="checkbox"/>	<input type="checkbox"/>	<input type="checkbox"/>	<input type="checkbox"/>	<input type="checkbox"/>	<input type="checkbox"/>	<input type="checkbox"/>	<input type="checkbox"/>	<input checked="" type="checkbox"/>	<input type="checkbox"/>	<input type="checkbox"/>	<input type="checkbox"/>	<input type="checkbox"/>	<input type="checkbox"/>	<input type="checkbox"/>	<input type="checkbox"/>	<input type="checkbox"/>	<input type="checkbox"/>	<input type="checkbox"/>
P	W	C	M	S	N	F	R	V	D	Q	B	K	T	Y	E	L	U	H	G	J	

Keeping prices down should be the Government's top priority

Put up taxes a lot
and spend much more on
health & social services

Tick the box you think comes closest to **YOUR OWN** views

<input type="checkbox"/>	<input type="checkbox"/>	<input type="checkbox"/>	<input type="checkbox"/>	<input type="checkbox"/>	<input type="checkbox"/>	<input type="checkbox"/>	<input type="checkbox"/>	<input type="checkbox"/>	<input type="checkbox"/>	<input checked="" type="checkbox"/>	<input type="checkbox"/>	<input type="checkbox"/>	<input type="checkbox"/>	<input type="checkbox"/>	<input type="checkbox"/>	<input type="checkbox"/>	<input type="checkbox"/>	<input type="checkbox"/>	<input type="checkbox"/>	
P	W	C	M	S	N	F	R	V	D	Q	B	K	T	Y	E	L	U	H	G	J

Cut taxes a lot
and spend much less on
health & social services

Put up taxes a lot
and spend much more on
health & social services

Tick the box you think comes closest to the **Conservative Party's** views

<input type="checkbox"/>	<input type="checkbox"/>	<input type="checkbox"/>	<input type="checkbox"/>	<input type="checkbox"/>	<input type="checkbox"/>	<input type="checkbox"/>	<input type="checkbox"/>	<input type="checkbox"/>	<input type="checkbox"/>	<input checked="" type="checkbox"/>	<input type="checkbox"/>	<input type="checkbox"/>	<input type="checkbox"/>	<input type="checkbox"/>	<input type="checkbox"/>	<input type="checkbox"/>	<input type="checkbox"/>	<input type="checkbox"/>	<input type="checkbox"/>	<input type="checkbox"/>
P	W	C	M	S	N	F	R	V	D	Q	B	K	T	Y	E	L	U	H	G	J

Cut taxes a lot
and spend much less on
health & social services

Put up taxes a lot
and spend much more on
health & social services

Tick the box you think comes closest to the **Labour Party's** views

<input type="checkbox"/>	<input type="checkbox"/>	<input type="checkbox"/>	<input type="checkbox"/>	<input type="checkbox"/>	<input type="checkbox"/>	<input type="checkbox"/>	<input type="checkbox"/>	<input type="checkbox"/>	<input type="checkbox"/>	<input checked="" type="checkbox"/>	<input type="checkbox"/>	<input type="checkbox"/>	<input type="checkbox"/>	<input type="checkbox"/>	<input type="checkbox"/>	<input type="checkbox"/>	<input type="checkbox"/>	<input type="checkbox"/>	<input type="checkbox"/>	<input type="checkbox"/>
P	W	C	M	S	N	F	R	V	D	Q	B	K	T	Y	E	L	U	H	G	J

Cut taxes a lot
and spend much less on
health & social services

Put up taxes a lot
and spend much more on
health & social services

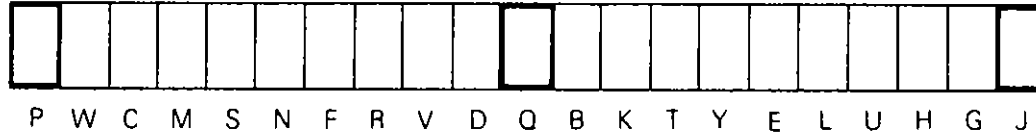
Tick the box you think comes closest to the **SDP/Liberal Alliance's** views

<input type="checkbox"/>	<input type="checkbox"/>	<input type="checkbox"/>	<input type="checkbox"/>	<input type="checkbox"/>	<input type="checkbox"/>	<input type="checkbox"/>	<input type="checkbox"/>	<input type="checkbox"/>	<input type="checkbox"/>	<input checked="" type="checkbox"/>	<input type="checkbox"/>	<input type="checkbox"/>	<input type="checkbox"/>	<input type="checkbox"/>	<input type="checkbox"/>	<input type="checkbox"/>	<input type="checkbox"/>	<input type="checkbox"/>	<input type="checkbox"/>	<input type="checkbox"/>
P	W	C	M	S	N	F	R	V	D	Q	B	K	T	Y	E	L	U	H	G	J

Cut taxes a lot
and spend much less on
health & social services

Nationalise many more private companies

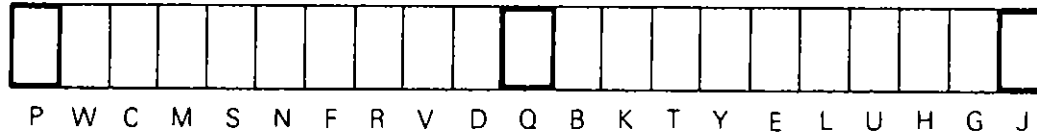
Tick the box you think comes closest to **YOUR OWN** views



Sell off many more nationalised industries

Nationalise many more private companies

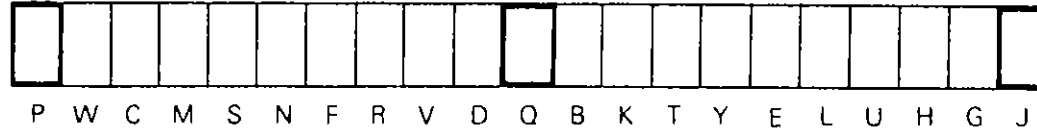
Tick the box you think comes closest to the **Conservative Party's** views



Sell off many more nationalised industries

Nationalise many more private companies

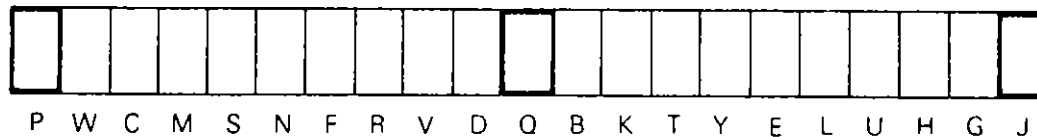
Tick the box you think comes closest to the **Labour Party's** views



Sell off many more nationalised industries

Nationalise many more private companies

Tick the box you think comes closest to the **SDP/Liberal Alliance's** views



Sell off many more nationalised industries

Protecting civil rights
is more important than
cutting crime

Tick the box you think comes closest to **YOUR OWN** views

<input type="checkbox"/>	<input type="checkbox"/>	<input type="checkbox"/>	<input type="checkbox"/>	<input type="checkbox"/>	<input type="checkbox"/>	<input type="checkbox"/>	<input type="checkbox"/>	<input type="checkbox"/>	<input type="checkbox"/>	<input checked="" type="checkbox"/>	<input type="checkbox"/>	<input type="checkbox"/>	<input type="checkbox"/>	<input type="checkbox"/>	<input type="checkbox"/>	<input type="checkbox"/>	<input type="checkbox"/>	<input type="checkbox"/>	<input type="checkbox"/>	<input type="checkbox"/>	<input type="checkbox"/>
P	W	C	M	S	N	F	R	V	D	Q	B	K	T	Y	E	L	U	H	G	J	

Cutting crime
is more important than
protecting civil rights

Protecting civil rights
is more important than
cutting crime

Tick the box you think comes closest to the **Conservative Party's** views

<input type="checkbox"/>	<input type="checkbox"/>	<input type="checkbox"/>	<input type="checkbox"/>	<input type="checkbox"/>	<input type="checkbox"/>	<input type="checkbox"/>	<input type="checkbox"/>	<input type="checkbox"/>	<input type="checkbox"/>	<input checked="" type="checkbox"/>	<input type="checkbox"/>	<input type="checkbox"/>	<input type="checkbox"/>	<input type="checkbox"/>	<input type="checkbox"/>	<input type="checkbox"/>	<input type="checkbox"/>	<input type="checkbox"/>	<input type="checkbox"/>	<input type="checkbox"/>	<input type="checkbox"/>
P	W	C	M	S	N	F	R	V	D	Q	B	K	T	Y	E	L	U	H	G	J	

Cutting crime
is more important than
protecting civil rights

Protecting civil rights
is more important than
cutting crime

Tick the box you think comes closest to the **Labour Party's** views

<input checked="" type="checkbox"/>	<input type="checkbox"/>	<input type="checkbox"/>	<input type="checkbox"/>	<input type="checkbox"/>	<input type="checkbox"/>	<input type="checkbox"/>	<input type="checkbox"/>	<input type="checkbox"/>	<input type="checkbox"/>	<input checked="" type="checkbox"/>	<input type="checkbox"/>	<input type="checkbox"/>	<input type="checkbox"/>	<input type="checkbox"/>	<input type="checkbox"/>	<input type="checkbox"/>	<input type="checkbox"/>	<input type="checkbox"/>	<input type="checkbox"/>	<input type="checkbox"/>	<input type="checkbox"/>
P	W	C	M	S	N	F	R	V	D	Q	B	K	T	Y	E	L	U	H	G	J	

Cutting crime
is more important than
protecting civil rights

Protecting civil rights
is more important than
cutting crime

Tick the box you think comes closest to the **SDP/Liberal Alliance's** views

<input type="checkbox"/>	<input type="checkbox"/>	<input type="checkbox"/>	<input type="checkbox"/>	<input type="checkbox"/>	<input type="checkbox"/>	<input type="checkbox"/>	<input type="checkbox"/>	<input type="checkbox"/>	<input type="checkbox"/>	<input checked="" type="checkbox"/>	<input type="checkbox"/>	<input type="checkbox"/>	<input type="checkbox"/>	<input type="checkbox"/>	<input type="checkbox"/>	<input type="checkbox"/>	<input type="checkbox"/>	<input type="checkbox"/>	<input type="checkbox"/>	<input type="checkbox"/>	<input type="checkbox"/>
P	W	C	M	S	N	F	R	V	D	Q	B	K	T	Y	E	L	U	H	G	J	

Cutting crime
is more important than
protecting civil rights

British Communist Party

Tick the box you think comes closest to where the **Conservative Party** is

<input type="checkbox"/>	<input type="checkbox"/>	<input type="checkbox"/>	<input type="checkbox"/>	<input type="checkbox"/>	<input type="checkbox"/>	<input type="checkbox"/>	<input type="checkbox"/>	<input type="checkbox"/>	<input type="checkbox"/>	<input checked="" type="checkbox"/>	<input type="checkbox"/>	<input type="checkbox"/>	<input type="checkbox"/>	<input type="checkbox"/>	<input type="checkbox"/>	<input type="checkbox"/>	<input type="checkbox"/>	<input type="checkbox"/>	<input type="checkbox"/>	
P	W	C	M	S	N	F	R	V	D	Q	B	K	T	Y	E	L	U	H	G	J

The National Front

British Communist Party

Tick the box you think comes closest to where the **Labour Party** is

<input type="checkbox"/>	<input type="checkbox"/>	<input type="checkbox"/>	<input type="checkbox"/>	<input type="checkbox"/>	<input type="checkbox"/>	<input type="checkbox"/>	<input type="checkbox"/>	<input type="checkbox"/>	<input type="checkbox"/>	<input checked="" type="checkbox"/>	<input type="checkbox"/>	<input type="checkbox"/>	<input type="checkbox"/>	<input type="checkbox"/>	<input type="checkbox"/>	<input type="checkbox"/>	<input type="checkbox"/>	<input type="checkbox"/>	<input type="checkbox"/>	<input type="checkbox"/>
P	W	C	M	S	N	F	R	V	D	Q	B	K	T	Y	E	L	U	H	G	J

The National Front

British Communist Party

Tick the box you think comes closest to where the **Liberal Party** is

<input type="checkbox"/>	<input type="checkbox"/>	<input type="checkbox"/>	<input type="checkbox"/>	<input type="checkbox"/>	<input type="checkbox"/>	<input type="checkbox"/>	<input type="checkbox"/>	<input type="checkbox"/>	<input type="checkbox"/>	<input checked="" type="checkbox"/>	<input type="checkbox"/>	<input type="checkbox"/>	<input type="checkbox"/>	<input type="checkbox"/>	<input type="checkbox"/>	<input type="checkbox"/>	<input type="checkbox"/>	<input type="checkbox"/>	<input type="checkbox"/>	<input type="checkbox"/>
P	W	C	M	S	N	F	R	V	D	Q	B	K	T	Y	E	L	U	H	G	J

The National Front

British Communist Party

Tick the box you think comes closest to where the **Social Democratic Party** is

<input type="checkbox"/>	<input type="checkbox"/>	<input type="checkbox"/>	<input type="checkbox"/>	<input type="checkbox"/>	<input type="checkbox"/>	<input type="checkbox"/>	<input type="checkbox"/>	<input type="checkbox"/>	<input type="checkbox"/>	<input checked="" type="checkbox"/>	<input type="checkbox"/>	<input type="checkbox"/>	<input type="checkbox"/>	<input type="checkbox"/>	<input type="checkbox"/>	<input type="checkbox"/>	<input type="checkbox"/>	<input type="checkbox"/>	<input type="checkbox"/>	<input type="checkbox"/>
P	W	C	M	S	N	F	R	V	D	Q	B	K	T	Y	E	L	U	H	G	J

The National Front

The British General Election Study 1983 Continuity Guide utilises information collated by the British Election Study at the University of Essex and presented in Technical Paper 1981.2 Questionnaire Continuity Guide. Technical Paper 1981.2 contains the texts of questionnaires from surveys held between 1963 and 1979 inclusive. A number of errors and some omissions have been found in the Technical Paper, and there may be others which we have not noticed. Users of this Continuity Guide are strongly advised to check the codebooks and questionnaires for the individual studies concerned.

A previous election study is referred to by the year in which the interview survey took place, followed by the relevant question number and, in some instances, a symbol. The symbol signifies a variation in the wording of the question. A key to the symbols is given below. The symbols that appear in the guide are consistent with those used in Technical Paper 1981.2 Questionnaire Continuity Guide produced by the British Election Study at the University of Essex.

Key to Symbols

- ' slight textual variation in question wording in different years
- + asked of random half sample
- * indicates that the question was asked of some but not all of respondents in the 1970 surveys, and the question number refers to a question asked as part of the Panel series which ended in 1970.
- SW asked only in Scotland and Wales in February 1974 surveys
- A asked only of 'A' series respondents in October 1974 surveys
- B asked only of 'B' series respondents in October 1974 surveys
- C asked only of 'C' series respondents in October 1974 surveys.

The October 1974 study designated questionnaires as types 'A', 'B', and 'C'. type 'A' was used for respondents in the cross-section sample who had been interviewed in the February 1974 survey; type 'B' was used with the cross-section sample who had not been interviewed in the February 1974 survey, type 'C' was used with a special booster sample in Scotland.

1983

Questionnaire

- 1a Would you say you cared a good deal which Party won the recent general election or that you didn't care very much which Party won?

Oct 1974 4, Feb 1974 panel 10, Feb 1974 X-Sec
10, 1970. 54, 1969 59, 1966. 47, 1964. 48, 1963. 50

Would you say that you cared (usually care) a good deal which party won (wins) the recent election (a general election) or that you didn't care very much which party won (wins)?

- 2 During the election campaign
a Did you watch and listen to any Party election broadcasts on television or radio?
b Did you read any newspaper articles about the election campaign?

May 1979 1 How closely did you follow the General Election campaign on television or in the newspapers or on the radio - very closely, fairly closely, not very closely, or hardly at all?

If 'yes' at 2 b

- 2c Which daily newspaper did you read most?
Which one did you rely on most?

Oct 1974 1BC1, Feb 1974 panel 1, Feb 1974 X-Sec
1a', 1970 2a, 1969 1a, 1966 2a, 1964 2a; 1963 1a
Do you read a morning daily newspaper regularly?
Oct 1974 1BC1, Feb 1974 panel 1, Feb 1974 X-Sec:
1a', 1970 2b, 1969 1b, 1966 2b, 1964 2b, 1963 1b
If yes Which one is that? (Are there) any other morning newspapers (you read regularly)?

- 2d Did you go to hear any candidate at a political meeting?
1964 41a Did you attend any political meetings during the campaign?
-

- 2e Did you do any canvassing or other work for a candidate?
1964. 42a Did you do any party work during the election campaign?
May 1979. 2a Did you canvass for candidate?
May 1979 2a Did you do any other work for candidate?
-

- 2f Did you have any political Party's poster in a window?
May 1979. 2a Did you put up party posters in the window?
-

- 2g Did a canvasser from any Party call at your home to talk to you during the election campaign?

If 'yes' at 2g.

- 2h From which Party or Parties?

1964: 45a Did any of the parties canvass at your home during the election campaign?
1964. 45b If yes at 45a - Which party called?

New question.

- 3a Why do you think the Conservatives beat Labour in the general election?
-

New question

3b And why do you think the SDP/Liberal Alliance did not do better than they did?

New question

4 Do you know whether the Alliance candidate in your constituency was a Liberal or a Social Democrat?
(yes, Liberal/yes, SDP/yes, one of each/no, don't remember)

5a Which do you think would generally be better for Britain nowadays to have a government formed by one political party on its own, or to have a government formed by two political parties together - a coalition? (Don't know)

October 1974 50a Some people think it is best if the Government is formed by one party only. Others think it is best if the Government is formed by more than one party. Leaving aside the situation we have at present, do you in general think it is: much better to have a Government formed by one party/somewhat better to have a Government formed by one party/somewhat better to have a Government formed by more than one party/much better to have a Government formed by more than one party/don't know

If 'two Parties/coalition' at 5a:

5b Which of these Party groupings do you think would provide the best government for Britain: Conservative and Alliance, or Labour and Alliance, or Conservative and Labour, or some other grouping? don't know

Oct 1974. 51a Leaving aside the actual result of the election, which kind of Government would you personally most like to have? If the Government you would most like to have is not on this card, just say what it is. Would you like: a Government formed by the Conservative Party alone/ a Government formed by the Conservative and Liberal Parties together/a Government formed by all parties/ a Government formed by both the Labour and Liberal Parties/ a Government formed by the Labour party alone?

New question

If 'other groupings' at 5b:

5c Which grouping is that?

6a Generally speaking, do you think of the Liberal Party as being closer to the Conservative Party or closer to the Labour Party?
closer to Conservatives/closer to Labour/no difference/neither/don't know

May 1979. 53 Generally speaking, do you regard the Liberal Party as closer to the Conservative Party or closer to the Labour Party?
closer to the Conservative Party/closer to Labour/no difference or equal/don't know/unclassifiable/not answered

New question.

6b And the Social Democratic Party, would you say it was closer to the Conservative Party or closer to the Labour Party?

New question.

6c Considering everything the Liberal and Social Democratic Parties stand for, would you say that there is a great difference between them, some difference or not much difference? (don't know)

6d Now, considering everything the Conservative and Labour Parties stand for, would you say that there is a great difference between them, some difference or not much difference? (don't know)

May 1979.5 Considering everything the Conservative and Labour Parties stand for, would you say that there is a great difference between them, some difference, or not much difference?

7a Talking to people about the general election, we have found that a lot of people didn't manage to vote. How about you? Did you manage to vote in the general election?

May 1979 39, Oct 1974 30, Feb 1974 panel: 34, Feb 1974 X-Sec 87a; 1970 48a; 1966. 44a; 1964: 40a
Did you vote in the recent General Election?

If 'no' at 7a:

7b Why was that?

1970. 48v, 1966. 44v, 1964: 40w
What would you say is the main reason you didn't vote?

If 'no' at 7a

7c Suppose you had voted. which Party would you have been most likely to vote for?

Oct 1974: 38, Feb 1974 panel. 43, Feb 1974 X-Sec 93, 1970. 48w, 1966 44w; 1964 40x
If you had voted which Party would you have probably voted for?

New question

If 'none'/'don't know' at 7c-

7d Which Party would you most like to have won in your constituency?
Conservative/Labour/(SDP/Lib)Alliance/Liberal/Social Democratic/Scottish National/Plaid Cymru/Other/ none/don't know

8a How long ago did you decide that you would definitely vote the way you did was it a long time ago, sometime last year, sometime this year, or during the election campaign? don't know

May 1979 40 Oct 1974 31, Feb 1974 panel 40,
Feb 1974 X-Sec 90, 1970 48d, 1966 44d,j,p, 1964 40e,k,q
How long ago did you decide (that you would
definitely vote the way you did - a long time ago, sometime
this year, or during the campaign) to vote that way?

New question

If 'last year', 'this year' or 'during the campaign' at 8a:

8b Was there anything in particular that decided you? What was that?

9a Which Party did you vote for in the general election?
Conservative/Labour/(SDP/Lib) Alliance/Liberal/Social
Democratic/Scottish National/Plaid Cymru/other/refused
to disclose voting/more than one other Party thought
about/no/none/don't know

May 1979 41, Oct 1974 34; Feb 1974 panel. 35,
Feb 1974 X-Sec 87b, 1970 48c, 1966 44c, 1964 40a
And which party did you vote for?

9b Was there any time during the general election campaign
when you seriously thought you might vote for another
Party?
If 'yes' - Which Party?

May 1979 42, Oct 1974 35e, 36d, 37c; Feb 1974
panel. 42, Feb 1974 X-Sec 92, 1970 48 g,m,s'; 1966. 44 g,m,s;
1964 40 h,n,t!

Was there any time during the general election
campaign when you seriously thought you might vote for
another party? Which party?

9c If the voting paper had required you to give two votes, in
order of preference, which Party would you have put as your
second choice? (If voted for SDP/Lib (Alliance) at 9a They did
not stand against each other, so is there any other Party (you
seriously thought about/that you would put as second choice)?)

May 1979 51 Which party do you like second
best - Conservative, Liberal, Nationalist or otherwise?

10a Which one of the reasons on this card comes closest to
the main reasons you voted for the Party you chose?
I always voted that way/I thought it was the best Party/
I really preferred another Party but it had no chance of
winning in this constituency/other/none of these/don't know

1970 48 e,k,q, 1966 44 e,k,q, 1964 40 f,l,r
What was the main reason you voted (Conservative/
Labour/Liberal/other)?

Oct 1974 33 Sometimes people feel they would
like to vote for a party but they don't vote for it because
they feel it has no chance of winning How about you? Was

there a party you really liked most but didn't vote for because it had no chance of winning in this constituency?

New question:

If 'really preferred another Party but it had no chance of winning in this constituency' at 10a

10b Which was the Party you really preferred?
Conservative/Labour/(SDP/Lib) Alliance/Liberal/Social
Democratic/Scottish National/Plaid Cymru/other

11 Now, thinking back to the last general election - that is the one in 1979 - do you remember which Party you voted for then - or perhaps you didn't vote in that election?

In previous surveys questions about the last general election have followed the same format

Thinking back to the election in ... when ... led the Conservatives (first became Prime Minister) and ... led the Labour Party, do you remember whether you voted then? If yes, do you remember which party you voted for? If did not vote or don't know, do you remember whether you preferred one of the parties to the other then? Which party was that?

New question

12 Some people say that we should change the voting system to allow smaller political parties to get a fairer share of MPs. Others say that we should keep the voting system as it is to produce effective government. Which view comes closer to your own that we should change the voting system or keep it as it is? (don't know)

13a Generally speaking, do you think of yourself as Conservative, Labour, Liberal, Social Democrat, (Nationalist/Plaid Cymru), or what?
If 'Alliance' Liberal or Social Democrat?

May 1979 48, Oct 1974 43, Feb 1974 panel 48,
Feb 1974 X-Sec 98a; 1970 55a, 1969. 44a; 1966. 48a; 1964:
49a, 1963. 37a

Generally speaking do you think of yourself as Conservative, Labour, Liberal, (Nationalist/Plaid Cymru), or what?

If 'none' or 'don't know' at 13a

13b Do you generally think of yourself as a little closer to one of the Parties than the others?
If 'yes' Which Party?

May 1979 49, Oct 1974 44, Feb 1974 panel. 49,
Feb 1974. X-Sec 98b, 1970. 55f; 1969 44f; 1966 48f, 1964
49f, 1963 37f

(if no party affiliation) Do you generally think of yourself as a little closer to one of the parties than the others? Which party is that?

If party identification given at 13a

13c Would you call yourself very strong (Party), fairly strong, or not very strong?

May 1979 50; Oct 1974 45a, Feb 1974 panel 50a, Feb 1974 X-Sec 99 (Conservatives only) Would you call yourself a very strong Conservative, fairly strong or not very strong?

May 1979 50, Oct 1974 46a; Feb 1974 panel 51a, Feb 1974 X-Sec 101 (Labour only) Would you call yourself very strong Labour, fairly strong or not very strong?

May 1979 50; Oct 1974 47a; Feb 1974 panel 52a, Feb 1974 X-Sec 103 (Liberals only) Would you say you are very strong Liberal?

1970 55b; 1969 446, 1966. 48b, 1974 496, 1963 37b
How strong do you feel (Party), very strongly, fairly strongly, or not very strongly?

14 Now I want to ask you about some Parties you don't support. Looking at the card, would you say you are very strongly against, somewhat against, or not really against

- a the Conservative Party?
- b the Labour Party?
- c the Liberal Party?
- d the Social Democratic Party?
- e (if Scotland) the Scottish National Party?
- f (if Wales) Plaid Cymru?
- g the British Communist Party?
- h the National Front?

May 1979 52; Oct 1974 45b, Feb 1974 panel 50b, Feb 1974 X-Sec 99 (Conservative only) And would you say that you are very strongly or not very strongly against Labour?

May 1979 52; Oct 1974 46b, Feb 1974 panel 51B, Feb 1974 X-Sec 102 (Labour only) Would you say you are very strongly or not very strongly against the Conservative Party?

May 1979: 52; Oct 1974 47c; Feb 1974 panel 52c Feb 1974 X-Sec 105 (Liberals only) Would you say you are very strongly or not very strongly against the Labour Party?

May 1979 52; Oct 1974 47b; Feb 1974 panel 52B; Feb X-Sec: 104 (Liberals only) And would you say you are very strongly or not very strongly against the Conservative Party?

New questions (but compare with 1966 12-15; 1969 10-17, 1970: 12-17)

15a Looking at this card, on the whole how effective or ineffective do you think Mrs Thatcher is as a prime minister?
very effective/fairly effective/fairly ineffective/very ineffective/
don't know

15b And on the whole how effective or ineffective do you think Mr. Foot would have been as a prime minister?

15c How about Mr Jenkins?

15d And Mr. Steel?

New question.

- 16 Still thinking of these four Party leaders at the time of the general election, which one do you think would have been.
- a the prime minister most able to unite a nation?
 - b the prime minister most likely to get things done?
 - c the one most likely to improve Britain's standing abroad?
 - d the one with most concern for all groups in society?
 - e the one who would get the most out of a team?
 - f the one most in touch with ordinary people's problems?
-

New questions

- 17a Which of the qualities on this card would you say Mrs Thatcher has (choose as many as you think apply)?
caring/determined/shrewd/likeable as a person/tough/listens to reason/decisive/sticks to principles/none of these/don't know
- 17b Which of the qualities on this card would you say Mr Foot has. (choose as many as you think apply)?
caring/determined/shrewd/likeable as a person/tough/listens to reason/decisive/sticks to principles/none of these/don't know
- 17c Which of the qualities on this card would you say Mr Jenkins has: (choose as many as you think apply)?
caring/determined/shrewd/likeable as a person/tough/listens to reason/decisive/sticks to principles/none of these/don't know
- 17d Which of the qualities on this card would you say Mr Steel has (choose as many as you think apply)?
caring/determined/shrewd/likeable as a person/tough/listens to reason/decisive/sticks to principles/none of these/don't know
-

- 18 Moving now from the Party leaders to the Parties themselves
- a (i) On the whole, would you describe the Conservative Party as extreme, or moderate? (neither or both, don't know)
 - (ii) And the Labour Party nowadays, is it extreme, or moderate? (neither or both/don't know)
 - (iii) And the SDP/Liberal Alliance, is it extreme, or moderate? (neither or both/don't know)
- 18c (i) On the whole, would you describe the Conservative Party as good for one class, or good for all classes? (neither or both/DK)
- (ii) And the Labour Party, is it good for one class, or good for all classes (neither or both/don't know)
 - (iii) And the Alliance, is it good for one class, or good for all classes (neither or both/don't know)

Feb 1974 X-Sec: 9, Oct 1974 11D

On this card are listed some choices of opposite words or phrases and I'd like you to say how much each one applies to a party. I'm going to ask you about the Conservative Party and the Labour Party. The first choice is between 'keeping its promises' and 'breaks its promises'. You can say whether a party very much keeps its promises; somewhat keeps its promises, somewhat breaks its promises or very much breaks its promises. (a) In which box would you put the Conservative party? (b) In which box would you put the Labour party? (c) In which box would you put the Liberal party? - (Oct 1974 only)

keeps its promises-breaks its promises
divides the country-unites the country
bloody minded-reasonable
good for one class-good for all classes
extreme-moderate
capable-not capable
stands firm-gives way
does what is best for their own party-does what is best for the
country

New questions

- 18b (1) And would you describe the Conservative Party nowadays as united, or divided? (neither or both/don't know)
- (1i) And the Labour Party nowadays, as it united, or divided? (neither or both/don't know)
- (1ii) And the Alliance, is it united, or divided? (neither or both/don't know)
- 18d (1) Do you think the Conservative Party has clear policies, or vague policies? (neither or both/don't know)
- (1i) And the Labour Party, does it have clear policies, or vague policies? (neither or both/don't know)
- (1ii) And the Alliance, does it have clear policies, or vague policies? (neither or both/don't know)
-

19a Still thinking only of the Conservatives, Labour and the Alliance which one of them would have been the most likely to keep prices down if it had been in government over the next five years?

1970 * Which party would you say would be best at keeping prices steady, the Conservative or Labour or wouldn't there be any difference between them on this?

New question

19b [Still thinking only of the Conservatives, Labour and the Alliance which one of them would have been] the one most likely to reduce unemployment [if it had been in government over the next five years]?

19c [Still thinking only of the Conservatives, Labour and the Alliance which one of them would have been the one most likely] to prevent strikes [if it had been in government over the next five years]?

Feb 1974 X-Sec: 25 If the Labour Party had been in power how well do you think they generally would have handled the problem of strikes - very well, fairly well, not very well, or not well at all?

Oct 1974. 16b, 1979 17b' If the Conservative Party had been in power how well do you think they would have handled the problem of strikes - very well, fairly well, not very well, or not well at all?

New question

19d [Still thinking only of the Conservatives, Labour and the Alliance which one of them would have been the most likely to] look after the health and social services [if it had been in government over the next five years]?

20a Here is a list of six issues that were discussed during the election. When you were deciding about voting, how important was each of these issues to you? Extremely important, quite important or not very important

- (1) Defence
- (11) Unemployment
- (111) Inflation
- (1v) The health and social services
- (v) Nationalisation
- (vi) Law and order

May 1979 19c Think about when you were deciding about voting. How important to you then was the matter of unemployment - extremely important, fairly important, or not very important?

May 1979 21c Think about when you were deciding about voting. How important to you then was the question of law and order - extremely important, fairly important or not very important?

May 1979 16c; Oct 1974 14c, Feb 1974 panel 15c
Feb 1974 X-Sec 17 Think about when you were deciding about voting. How important to you .. was the issue of rising prices - the most important single thing, fairly important or not very important?

May 1979 22d, Oct 1974 22e; Feb 1974 X-Sec. 57
Think about when you were deciding about voting. How important to you . . were the questions of social services and benefits - the most important single thing, fairly important or not very important?

May 1979 24d, Oct 1974 21e; Feb 1974 panel 30e,
Feb 1974 X-Sec 50 Think about when you were deciding about voting. How important to you was the question of nationalisation - the most important single thing, fairly important, or not very important?

New Question

20b Which one of the six issues on the card would you say was most important to you in deciding about voting?

- (1) Defence
 - (11) Unemployment
 - (111) Inflation
 - (1v) The health and social services
 - (v) Nationalisation
 - (vi) Law and order
-

20c And which next?

New question

- 20d (i) Which Party's views on defence)
(ii) Which Party's views on unemployment) would you say come
(iii) Which Party's views on inflation) closest to
(iv) Which Party's views on the health and) your own views?
social services)
(v) Which Party's views on nationalisation)
(vi) Which Party's views on law and order)

Conservative/Labour/Alliance/Liberal/Social Democrat/
Scottish National/Plaid Cymru/Other/none/don't know

New questions

- 20e Besides the six issues on the card, are there any other things
that were at least as important as these were to you in
deciding about voting?

If 'yes' at 20e:

- 20f Which? Any others?
-

- 21a Some people say that British governments nowadays - of which-
ever Party - can actually do very little to change things.
Others say they can do quite a bit. Do you think that
British governments nowadays can do very little or quite a bit
to keep prices down
b to reduce unemployment
c to reduce taxes
d to improve the general standard of living
e to improve the health and social services
f to control wage and salary increases
g to reduce crime
h to prevent strikes?

Oct 1974 14d, Feb 1974 panel 15d, Feb 1974
X-Sec 18 Some people say that prices will go on rising
no matter what any Government tries to do. Would you agree or
disagree?

1970. * Some people say that prices will go
on rising no matter who's in power. Others think that the
Government can do a lot to check rising prices. What do you
think?

Oct 1974 16d, Feb 1974 panel 17d, Feb 1974
X-Sec. 27 Some people say that there will always be strikes
no matter what the Government tries to do. Would you agree or
disagree?

New question

- 22 If you had to choose from among the items on this card, which
are the two that seem most desirable to you?
maintaining order in the nation
giving people more say in important political decisions
fighting rising prices
protecting freedom of speech
don't know at all
no second choice

Source Inglehart, R, 1970 European Communities Study, (repeated in American
Political Science Review, vol 65, 1971)

Oct 1974 28a

Looking at this list, could you say what the most important general aim of a government should be?

promoting private enterprise
protecting individual liberty
maintaining law and order
protecting the weakest and worse off
achieving equality among people
raising everybody's standard of living
don't know

Oct 1974 28b And the next most important?

New Questions

- 23 There are some people whose views are considered extreme by the majority.
- a Consider people who wish to overthrow the system of government in Britain by revolution. Do you think such people should be allowed to
- (1) hold public meetings to express their views?
(11) and to teach in schools?
(yes/no/don't know)
- b Now consider people who say that all blacks and Asians should be forced to leave Britain. Do you think such people should be allowed to
- (1) hold public meetings to express their views?
(11) and to teach in schools?
(yes/no/don't know)

Source. Jowell, R, and Airey, C, (eds) British Social Attitudes the 1984 Report, Gower, 1984

New question (but cf 1970 20, 1966 19a, 1964 22a, 1963 19)

- 24 One of the election issues was whether the government should keep or get rid of nuclear weapons in Britain.
- a First, would you tick the box anywhere along the scale that comes closest to your own views about nuclear weapons in Britain. (Scale Get rid of all nuclear weapons in Britain without delay - increase nuclear weapons in Britain without delay)
-

New questions

- 24 Now where do you think the Conservative and Labour Parties stand?
- b First, the Conservative Party In the next row of boxes, put a tick in the box that you think comes closest to the views on the Conservative Party
- c Now, in the next row, please put a tick in the box that you think comes closest to the views of the Labour Party?
- d And, finally, please tick the box in the last row that you think comes closest to the views of the SDP/Liberal Alliance?
-

New questions

- 25a On the whole, do you think the Conservative government handled the Falklands dispute very well, fairly well, not very well, or not at all well? (other answer/ don't know)
- b If the Labour Party had been in government at the time, do you think they would have handled the Falklands dispute better than the Conservatives, worse, or much the same? (better/worse/same/mixed views/don't know)
- c When you were deciding about voting, was the government's handling of the Falklands dispute extremely important to you, quite important, or not very important?
-

New questions.

- 26a Do you think that the siting of American nuclear missiles in Britain makes Britain a safer or a less safe place to live? (safer/less safe/don't know)
- b And do you think that having our own nuclear missiles makes Britain a safer or a less safe place to live? (safer/less safe/don't know)
-

- 27 Do you think the government should or should not do each of the following things, or doesn't it matter either way pull British troops out of Northern Ireland immediately? (should/should not/doesn't matter/don't know)

May 1979: 38o I am going to read out a list of things that some people believe a government should do. For each one you can say whether it is very important it should be done/fairly important it should be done/it doesn't matter either way/fairly important it should not be done/very important it should not be done -
Withdrawing British Troops from Northern Ireland immediately

New questions.

- 27b Do you think the government should or should not do each of the following things, or doesn't it matter either way way negotiate with Argentina over the future of the Falklands?
- c spend less on defence?
(should/should not/doesn't matter/don't know)
-

New question (but cf 1970 *)

- 28 Another election issue was whether inflation or unemployment is the more urgent issue to tackle.
- a First, would you tick the box anywhere along the scale that comes closest to your own views about unemployment and inflation. (Scale: Getting people back to work should be the government's top priority - keeping prices down should be the government's top priority)
-

New questions

- 28 Now where do you think the Conservative and Labour Parties stand?
- b First, the Conservative Party. In the next row of boxes, put a tick in the box that you think comes closest to the views of the Conservative Party
- c Now, in the next row, please put a tick in the box that you think comes closest to the views of the Labour Party
- d And, finally, please tick the box in the last row that you think comes closest to the views of the SDP/Liberal Alliance
-

- 29a On the whole, do you think the Conservative government over the last four years has handled the problem of inflation very well, fairly well, not very well, or not at all well?

May 1979. 16a; Oct 1974 14a, Feb 1974 panel: 15;
Feb 1974 X-Sec. 15a

How well do you think the last Conservative Government (Labour) handled the problem of rising prices - very well, not very well, or not well at all?

- 29b And unemployment on the whole do you think the Conservative government over the last four years has handled the problem of unemployment very well, fairly well, not very well, or not at all well?

May 1979 19a How well do you think the recent Labour Government handled the problem of unemployment - very well, fairly well, not very well or not at all well?

New question:

- 29c Which do you think threatens you and your family most: the threat of rising prices, or the threat of unemployment?
-

New questions

- 30 Please say whether you agree or disagree with each of these statements, or say if you are not sure either way
- a when someone is unemployed it's usually his or her own fault?
 - b the government should set firm guidelines for wages and salaries?
 - c the high level of unemployment in Britain is mainly the British Government's fault?
 - d the government should spend more money to create jobs?
 - e much of our unemployment has been caused by trade union leaders?
 - f the rise in unemployment has helped Britain's products to be more competitive?
-

New questions (but cf May 1979 23a)

- 31 Another election issue was to do with taxes and government spending.
- a First, would you tick the box anywhere along the scale that comes closest to your own views about taxes and government spending. (Scale put up taxes a lot and spend much more on health and social services - cut taxes a lot and spend much less on health and social services)
Now where do you think the Conservative and Labour Parties stand?
 - b First, the Conservative Party. In the next row of boxes, put a tick in the box that you think comes closest to the views of the Conservative Party
 - c Now, in the next row, please put a tick in the box that you think comes closest to the views of the Labour Party
 - d And, finally, please tick the box in the last row that you think comes closest to the views of the SDP/Liberal Alliance
-

New question:

- 32a On the whole, do you think the Conservative government over the last four years was successful or unsuccessful in keeping taxes down generally? (Very or fairly?)
-

- 32b And was it successful or unsuccessful in improving your standard of living? (very or fairly)

Feb 1974 X-Sec: 112 Now we would like to ask whether you think that what the last Conservative Government did with the economy has made you better off or not. Which of these statements comes closest to what you feel? The last Conservative Government did (a) a lot to make me better off, (b) a little to make me better off, (c) nothing to make me better or worse off, (d) a little to make me worse off, (e) a lot to make me worse off, or don't know.

Feb 1974 panel: 58; 1970: 45b, 1969. 38, 1966 41b; 1963. 36b Has (did) the Conservative (Labour) government made you better off, worse off or hasn't it made any difference?

33a Which Party do you think would be the most likely to improve your standard of living over the next three or four years?
(Conservative/Labour/(SDP/Liberal) Alliance/Liberal/Social Democratic/Scottish National/Plaid Cymru/other/none/don't know)

1966: 41c Looking ahead do you think that the Labour government will make you better off, worse off or won't it make much difference?

1966: 41d, 1969 39a, 1970 45c If a Conservative government had come in would it have made you better or worse off or wouldn't it have made much difference?

1970:* Now that a Conservative government has come in, do you think it will make you better or worse off or won't it make much difference?

1964: 39a Do you think the fact that Labour won the Election will make any difference to how well off you are?

New question

33b And over the next ten years or so?

New questions:

34 Please say whether you agree or disagree with each of these statements, or say if you are not sure either way

a high income tax makes people less willing to work hard?

c too many people these days like to rely on government hand-outs?

34b Please say whether you agree or disagree with (this) statement, or say if you are not sure either way
income and wealth should be redistributed towards ordinary working people?

May 1979 38j, Oct 1974 27k I am going to read out a list of things that some people believe a government should do. For each one you can say whether it is: very important that it should be done; fairly important that it should be done, it doesn't matter either way; fairly important that it should not be done; very important that it should not be done.
redistributing income and wealth in favour of ordinary working people.

35 Do you think the government should or should not do each of the following things, or doesn't it matter either way

b spend more money to get rid of poverty?

May 1979 38i, Oct 1974: 27j I am going to read out a list of things that some people believe a government should do. For each one you can say whether it is: very important that it should be done; fairly important that it should be done; it doesn't matter either way, fairly impor-

tant that it should not be done, very important that it should not be done.
spending more money to get rid of poverty in Britain?

35c Do you think the government should or should not do ... the following thing, or doesn't it matter either way
increase the standard of living of pensioners?

1970 * Do you feel that the government should spend more on old-age pensions or do you feel that spending on pensions should stay about how it is?

New questions:

35d Do you think the government should or should not do ... the following thing, or doesn't it matter either way:
encourage the growth of private medicine?

35a get rid of private education in Britain?

35e Do you think the government should or should not do ... the following thing, or doesn't it matter either way.
put more money into the National Health Service?

May 1979 38a, Oct 1974 27a I am going to read out a list of things that some people believe a government should do. For each one you can say whether it is. very important that it should be done, fairly important that it should be done, it doesn't matter either way, fairly important that it should not be done; very important that it should not be done.
putting more money into the National Health Service?

New questions:

36 There was a lot of discussion during the election about nationalisation.
a First, would you tick the box anywhere along the scale that comes closest to your own views about nationalisation. (Scale nationalise many more private companies - sell off many more nationalised industries)
Now where do you think the Conservative and Labour Parties stand?
b First, the Conservative Party. In the next row of boxes, put a tick in the box that you think comes closest to the views of the Conservative Party
c Now, in the next row, please put a tick in the box that you think comes closest to the views of the Labour Party
d And, finally, please tick the box in the last row that you think comes closest to the views of the SDP/Liberal Alliance

37 Just to clarify your views on nationalisation, please tell me from this card which of the four statements comes closest to what you think should be done, or say if you can't choose any?

a lot more industries should be nationalised?
only a few more industries should be nationalised?
no more industries should be nationalised, but industries
that are now nationalised should stay nationalised?
some of the industries that are now nationalised should
become private companies?
can't choose/don't know

May 1979 24a, Oct 1974 21a; Feb 1974 panel
30a; Feb 1974 X-Sec 46, 1970 22, 1966 20a, 1964 23a,
1963 20

There has been a lot of talk recently about
nationalisation, that is the government running and
owning industries like steel and electricity. Which of
these statements comes closest to what you feel should be
done? A lot more industries should be nationalised, only a
few more industries should be nationalised, no more
industries should be nationalised, but industries that are
now nationalised should stay, some of the industries that
are nationalised should become private companies, don't
know.

38 a Thinking now of trade unions and big business in this country.
First do you think that trade unions have too much power, or
not?

May 1979: 56a, Oct 1974: 59; Feb 1974 panel 28,
1970: 24, 1969: 25, 1966: 21, 1964 24, 1963: 26

Do you think that the trade unions have too much
power or not?

38b Do you think that big business in this country has too much
power, or not?

May 1979: 56b, Oct 1974 60, Feb 1974 panel: 29,
1970: 29, 1969 28, 1966: 25, 1964: 26, 1963. 23'

Do you think that big business has too much
power in this country or not?

39 Do you think the Conservative government over the last four
years has generally handled the problem of strikes very
well, fairly well, not very well, or not at all well?

Feb 1974 X-Sec: 24 (Conservative government)

May 1979 17a'; Oct 1974: 16a (Labour government)

How well do you think the last .. government
generally handled the problem of strikes - very well, not very
well or not at all well?

40 a Do you think the government should or should not do
. . the following thing, or doesn't it matter either
way
introduce stricter laws to regulate the activities of trade
unions?

May 1979. 67a Some people think there should be stricter laws to regulate the activities of trade unions, whereas others think that there is no call for stricter laws. Which statement comes closest to your view? There should be stricter laws to regulate the activities of trade unions - very strongly in favour, fairly strongly in favour, mildly in favour. It doesn't matter either way. There is no call for stricter laws to regulate the activities of trade unions - very strongly in favour, fairly strongly in favour, mildly in favour. It doesn't matter either way.

40b Do you think the government should or should not do . . . the following thing, or doesn't it matter either way give workers more say in the running of the places where they work?

May 1979: 38g, Oct 1974 27h I am going to read out a list of things that some people believe a government should do. For each one you can say whether it is very important that it should be done, fairly important that it should be done; it doesn't matter either way; fairly important that it should not be done, very important that it should not be done.
giving workers more say in the running of the place where they work

New questions

40 Do you think the government should or should not do each of the following things, or doesn't it matter either way
c allow private industry to keep more of its profits?
d do more to help the economy of the area in which you live?

New questions

41 This card is about the importance of controlling crime on the one hand, or protecting people's rights against the authorities, on the other.
a First, would you tick the box anywhere along the scale that comes closest to your own views about law and order (Scale: protecting civil rights is more important than cutting crime - cutting crime is more important than protecting civil rights)
Now where do you think the Conservative and Labour Parties stand?
b First, the Conservative Party. In the next row of boxes, put a tick in the box that you think comes closest to the views of the Conservative Party
c Now, in the next row, please put a tick in the box that you think comes closest to the views of the Labour Party
d And, finally, please tick the box in the last row that you think comes closest to the views of the SDP/Liberal Alliance

New questions.

- 42 Please say whether you agree or disagree with each of these statements, or say if you are not sure either way
- a if you want to cut crime, cut unemployment?
 - b the police should be given more power?
-

- 42 Please say whether you agree or disagree with ... [this] statement, or say if you are not sure either way
- c Britain should bring back the death penalty?

May 1979. 38f I am going to read out a list of things that some people believe a government should do. For each one you can say whether it is. very important that it should be done; fairly important that it should be done, it doesn't matter either way, fairly important that it should not be done, very important that it should not be done

bringing back the death penalty?

1963. 22, 1964 L2, 1966 27, 1970 32

Would you like to see the death penalty kept or abolished?

New question.

- 42 Please say whether you agree or disagree with ... [this] statement, or say if you are not sure either way
- d the aim of prisons should be to reform criminals rather than punish them?
-

- 42 Please say whether you agree or disagree with ... [this] statement, or say if you are not sure either way
- e people who break the law should be given stiffer sentences?

May 1979. 381 I am going to read out a list of things that some people believe a government should do. For each one you can say whether it is. very important that it should be done; fairly important that it should be done, it doesn't matter either way, fairly important that it should not be done, very important that it should not be done.

giving stiffer sentences to people who break the law?

- 43a When you were deciding about voting, how important was the issue of the Common Market - was it extremely important to you, quite important, or not very important?

May 1979 27d When you were deciding about voting, how important was this question of Britain's attitude to the Common Market's economic policies - extremely important, fairly important, or not very important?

- 43b Which of the three statements on this card comes closest to your own views on the Common Market?
- Britain should leave the Common Market without further ado
 - Britain should stay in the Common Market provided we can get better terms
 - Britain should stay in the Common Market anyway

Oct 1974 20a; Feb 1974 panel 20b, Feb 1974 X-Sec 34 It is sometimes said that Britain should try to change the terms of entry into the Common Market and if this is not successful, get out. Which of the following statements on this card comes closest to what you feel should be done? It is alright for Britain to stay in the Common Market on the present terms, Britain must stay in the Common Market but should try to change the terms, Britain must change the terms and should leave the Common Market unless they improve, Britain should get out of the Common Market.

Also see May 1979 27a

Scotland/Wales only

44 An issue (in Scotland/in Wales) is the question of an elected Assembly - a special parliament for (Scotland/Wales) dealing with (Scottish/Welsh) affairs. Which of these statements comes closest to your view
(Scotland/Wales) should become completely independent, or there should be an elected assembly for (Scotland/Wales), or some other way should be found to make sure the needs of (Scotland/Wales) are better understood by the government in London, or
keep the governing of (Scotland/Wales) much as it has been?
other

Oct 1974: 26 k,C, Feb 1974 X-Sec 63 SW

There has been a lot of discussion recently about giving more power to Scotland/Wales. Which of the statements on this card comes closest to what you yourself feel should be done?

(1) keep the governing of Scotland/Wales much as it is now; (2) make sure the needs of Scotland/Wales are better understood by the government in London, (3) allow more decisions to be made in Scotland/Wales; (4) Scotland/Wales should be completely able to run its own affairs.

May 1979. 33 After a recent referendum, opinion is still divided on whether or not to set up an elected assembly for Scotland. By an 'elected assembly' we mean a special parliament in Scotland for dealing with Scottish affairs. Which of the following statements comes closest to your own view? Scotland should become completely independent; there should be an elected assembly for Scotland; some other way should be found to make sure the needs of Scotland are better understood by the government in London, keep the governing of Scotland much as it has been.

May 1979. 34 And next, thinking about Wales, which of the following statements comes closest to your view about an elected assembly for Wales? Wales should become completely independent, there should be an elected assembly for Wales, some other way should be found to make sure the needs of Wales are better understood by the government in London, keep the governing of Wales much as it has been.

45

Finally on election issues, I want to ask about some changes that have been happening in Britain over the years. For each one I read out can you say whether you think it has gone too far, not gone far enough, or is it about right.

a Thinking first about the welfare benefits that are available to people today Would you say that they have gone too far, are they about right or have they not gone far enough?

Feb 1974 panel and X-Sec 53 Now we would like to ask what you think about social services and benefits. Which of these statements do you feel comes closest to your own views? Social services and benefits have gone much too far and should be cut back a lot/social services and benefits have gone somewhat too far and should be cut back a bit/social services and benefits should stay much as they are/more social services and benefits are needed/no view or don't know)

1970. 25, 1966 22a, 1964: 25a Do you feel that the government should spend more on pensions and social services, or do you feel that spending for social services should stay about as it is now?

May 1979: 26a; Oct 1974: 26i

Now we would like your views on some of the general changes that have been taking place in Britain over the last few years. For each of the changes you can say whether you feel it has gone much too far, is about right, not gone quite far enough, not gone nearly far enough. How do you feel about the welfare benefits that are available to people today?

45

Finally on election issues, I want to ask you about some changes that have been happening in Britain over the years. For each one I read out can you say whether you think it has gone too far, not gone far enough, or is it about right.

b how about attempts to give equal opportunities to women in Britain?

May 1979. 26b; Oct 1974 26a

Now we would like your views on some of the general changes that have been taking place in Britain over the last few years. For each of the changes you can say whether it has. gone much too far, is about right; not gone far enough; not gone nearly far enough. How do you feel about the attempts to ensure equality for women?

45

Finally on election issues, I want to ask about come changes that have been happening in Britain over the years. For each one I read out can you say whether you think it has gone too far, not gone far enough, or is it about right.

c the right to show nudity and sex in films and magazines?

May 1979 26c; Oct 1974 26c

Now we would like to ask your views on some of the general changes that have been taking place in Britain over the last few years. For each of the changes you can say whether you feel it has: gone much too far, is about right, not gone quite far enough; not gone nearly far enough. How do you feel about the right to show nudity and sex in films and magazines?

New questions

- 45d Finally on election issues, I want to ask about some changes that have been happening in Britain over the years. For each one I read out can you say whether you think it has gone too far, not gone far enough, or is it about right
- e government spending on education?
 - e the building of nuclear power stations?
 - f the right to have protest marches and demonstrations?
-

- 45 Finally on election issues, I want to ask about some changes that have been happening in Britain over the years. For each one I read out can you say whether you think it has gone too far, not gone far enough, or is it about right
- g attempts to give equal opportunities to black people and Asians in Britain?

May 1979. 26e'; Oct 1974 26e

Now we would like your views on some of the general changes that have been taking place in Britain over the last few years. For each of the changes you can say whether you feel it has gone much too far, is about right; not gone quite far enough; not gone nearly far enough. How do you feel about recent attempts to ensure equality for coloured people?

New questions.

- 45 Finally on election issues, I want to ask you about some changes that have been happening in Britain over the years. For each one I read out can you say whether you think it has gone too far, not gone far enough, or is it about right
- h allowing the sale of council houses to tenants?
 - i the movement towards comprehensive schooling?
 - j cutting immigration from the Commonwealth?
 - k government support for public transport?
-

- 45 Finally on election issues, I want to ask about some changes that have been happening in Britain over the years. For each one I read out can you say whether it has gone too far, not gone far enough, or is it about right
- l the availability of abortion on the National Health Service?

May 1979. 26g; Oct 1974. 26h

Now we would like your views on some of the general changes that have been taking place in Britain over the last few years. For each of the changes you can say whether you feel it has gone much too far, is about right; not gone quite far enough; not gone nearly far enough. How do you feel about the availability of abortion on the National health Service?

New questions (but cf 1964 50a, 1963 54a,b,c)

- 46 Now, this time I want to ask you first where you think the Conservative and Labour Parties are on the scale. (Scale. British Communist Party - National Front)
- a First the Conservative Party tick the box that comes closest to where you think the Conservative Party is on the scale
- b Now the Labour Party tick the box in the next row that comes closest to where you think it is
- c Now the Liberal Party and the Social Democrats separately First the Liberal Party tick the box in the next row that comes closest to where you think it is
- d Now the Social Democratic Party tick the box in the next row that comes closest to where you think it is
- e If Scotland - Now tick the box in the next row that comes closest to where you think the Scottish National Party is
- f If Wales - Now tick the box in the last row that comes closest to where you think Plaid Cymru is
- g Now tick the box in the last row that comes closest to where you are on the scale
- h Unless 'don't know' at g - Would you have been in the same box about four years ago - at the time of the last general election?
If 'no' - which box were you in then?
- i Unless 'don't know' at a - Now looking at the top row, where you put the Conservative Party would it have been in the same box when Mr Heath was its leader?
If 'no' - which box was it in then?
- j Unless 'don't know' at b - finally, looking at the second row, where you put the Labour Party would it have been in the same box when Mr Callaghan was its leader?
If 'no' - which box was it in then?
-

- 47 a Do you remember which Party your father usually voted for when you were growing up?
- b And your mother?

May 1979 80a,b, Feb 1974 panel and X-Sec. 127a,b;
1970: 57, 59; 1966. N13a, N15a, 1964: L4a, L6a; 1963: 39a, 41a

- 48 Thinking back to when you were aged about 14, what job did your father have then? (If no details can be obtained, give reason)
- a what was the name or title of his job?
- b what kind of work did he do in that job? (if relevant. what were the materials made of?)

May 1979 81, Oct 1974 74BC; Feb 1974 X-Sec. 128
What exactly was your father's normal occupation when you were growing up?

- 48c Did he [father] have any training or qualifications that were needed for that job? Which?

1969 88, 1966: N9, 1964 79
Did he have any qualifications (such as apprenticeship, professional qualification, university degree, diploma, etc)? What was that?

48 d Did he [father] supervise or was he responsible for the work of any other people? If 'yes' about how many?

1969. 89c, 1966 N10c; 1964 80c (If in organisation other than Civil Service, forces, police)

Did he hold any particular positions in this organisation when you were a child? (eg foreman, typing supervisor, office manager, company secretary, etc)?

1969 89d; 1966 N10d, 1964. 80d If yes, what was that?

New question.

48 e Was he [father] an employee, or self-employed?

48f What did his [father's] employer (or, if self-employed, he) make or do?

1969. 89a, 1966: N10a; 1964: 80a
What type of firm did he work for?

48g Roughly how many people were employed at the place where he worked. was it fewer than 10, 10-24, or 24+?

1969 89e; 1966: N10e, 1964 80e (If proprietor or manager) How big an organisation was that? For instance, roughly how many people were there?

49a Do you ever think of yourself as belonging to any particular class? If 'yes' which class is that?
(yes, middle class/yes, working class//yes, other)

May 1979: 73; Oct 1974. 70BC; Feb 1974 panel 67; Feb 1974 X-Sec 123a, 1970: 74a+ and 74b+, 1969 and 1966: 67a and 67b; 1964 69a+ and 69b+

Do you think of yourself as belonging to (any) a particular class of people? Which class is that?

49b If 'other' or 'no', or 'don't know': most people say they belong either to the middle class or the working class. If you had to make a choice, would you call yourself middle class, or working class? (refused/don't know)

May 1979. 74; Oct 1974. 71BC, Feb 1974 panel: 68; Feb 1974 X-Sec: 124b, 1970.*, 1969. 67d,f, 1966: 67c,d; 1964. 69c,d, 1963 65c

If you had to make a choice, would you call yourself middle class or working class?

50a Compared with British families in general, would you say your household's income is far below average, below average, average, above average, or far above average? (don't know)

50b Looking back over the last year or so, would you say your household's income has fallen behind prices, kept up with prices, or gone up by more than prices? (don't know)

Feb 1974 X-Sec 111 Compared with a year or two ago, are you or your family much better off now, a little better off now, about the same, a little worse off, or much worse off now?

50c And looking forward to the year ahead, do you expect your household's income will fall behind prices, keep up with prices, or go up by more than prices? (don't know)

Feb 1974 panel 57b; 1970 44, 1969 37, 1966 40, 1964 38; 1963 35a, Feb 1974 X-Sec 115

Now looking over the next (3 or 4 years) do you think that you will be better off, worse off, or will you stay about the same?

51a Do you, or does anyone in your household, own or have the use of a car or a van? If 'yes' one car/van or more than one?

May 1979 104b And do you, or anybody else in your household, have a car (or van)? That is just one car (or van) is it?

51b Are you, or is anyone in your household, covered by a private health insurance scheme that allows you to get private medical treatment? If 'yes' through a group (eg employer/trade union) or as an individual?

May 1979: 104c Next, and are you on any of the private medical insurance schemes that pay for private beds in hospitals?

52a Which of these descriptions applies to what you were doing last week, that is in the 7 days ending last Sunday? Any others? In full-time education (not paid for by employer, including on vacation)/on government training or employment scheme (eg Community Programme, YOP, WEEP, YTS, etc)/in paid work (or away temporarily) for at least ten hours in the week/waiting to take up paid work already accepted/unemployed and registered at a Jobcentre or employment office/unemployed, not registered, but actively looking for a job/unemployed, wanting a job (of at least 10 hours per week), but not actively looking for a job/ permanently sick or disabled/wholly returned from work/ looking after the home/ doing something else

May 1979. 92 Do you at present have a full-time or part-time paid job? If no, establish whether temporarily unemployed but has had paid job/retired or disabled, but used to work/student/housewife/others (eg never worked) who are not in paid job

New question.

- 52 If 'on government training/employment scheme' or 'unemployed/permanently sick or disabled/retired/looking after the home/doing something else' at 52a.
- b How long ago did you last have a paid job (other than the government scheme you mentioned) of at least 10 hours a week, excluding Saturday or holiday jobs? (within past 12 months/over 1-5 years ago/over 5-10 years ago/over 10-20 years ago/over 20 years ago/never had paid job of 10+ hours a week)
-

- 52 If respondent is in work/is waiting for a job/has ever had a job (at 52a)
- c Are you now, or have you ever been, a member of a trade union?
- May 1979. 61 Are you a member of a trade union? If yes, which union?
-

- 53 Now I want to ask you about your (present/future/last) job.
- a What is/was the title of that job?
- b What kind of work do/did you do most of the time? (if relevant: what are/were the materials made of?)

Oct 1974 84; Feb 1974 panel: 83a, Feb 1974 X-Sec 139a Do you at present have a job? If yes: What exactly is it?

Feb 1974 panel: 84a, Feb 1974 X-Sec: 140 Does/did this job involve you mostly in manual working or labouring, or do/did you spend most of your time at a desk or office?

May 1979: 96a; Oct 1974. 87a What exactly do/did you do in your job?

Feb 1974 X-Sec: 144; Feb 1974 panel: 85 (Housewives only) Have you ever worked regularly since you were married? What exactly did you do?

- 53c What training or qualifications do/did you have that are/were needed for that job?
- Feb 1974 panel: 84c, Feb 1974 X-Sec 142 Did you have any special training for your job?
-

- 53d Do/did you supervise or are/were you responsible for the work of any other people? If 'yes' how many?
- Feb 1974 panel: 84d; Feb 1974 X-Sec 143 Are/were you in charge of any people where you work/ed? If yes Are/were you in charge of a small group of workers and assistants or do/did you have managerial responsibility over a large number of people?

May 1979: 95b
of any kind?

Are/were you a supervisor

53e Are/were you an employee, or self-employed?

May 1979 94a; Oct 1974 85, Feb 1974 panel 84b;
Feb 1974 X-Sec 141

Are/were you self-employed or do/did you work for
someone else?

53 If employee:

f Is/was the organisation you work/ed for a private firm, a
nationalised industry, a local or central government
organisation, a charity, or what?

May 1979: 95a!, Oct 1974 86 Do/did you
work for a private firm or for a public organisation? By
public organisation I mean central government, local govern-
ment, the nationalised industries and also public services
such as health and education?

53g What does/did the employer (or, if self-employed, you) make or
do at the place where you usually work/ed? If farm, give
number of acres

May 1979: 96e (If informant is/was a
farmer or smallholder) How many acres do/did you work on your
farm/smallholding?

May 1979 96b, Oct 1974 87b In what
industry do/did you work?

53h Including yourself, how many people are/were employed at the
place you usually work/ed [from]?
(under 10/10-24/25-99/100-499/500+)

May 1979 96d; Oct 1974 87d How many
people would you say are/were employed in the establishment
where you work/ed?

53i Is/was the job full time (30 hrs plus), or part-time (10-29
hrs)?

May 1979 93a Did/do you work full-time
or part-time?

May 1979. 93b (If informant is a part-
time worker): On average, how many hours do/did you work each
week?

54a At present are you married (or living as married), widowed,
divorced or separated, or single?

Feb 1974 X-Sec: 145 Could you tell me
whether you are currently married or single? (single/married
woman/married man/divorced/widowed/separated/wouldn't say)

Could you tell me whether you are currently married, single, widowed, divorced or separated? (single, never married/divorced/separated/widowed/married/cohabitant/common law marriage)

- 54b Which of these descriptions applies to what your husband/wife was doing last week, that is in the 7 days ending last Sunday? Any others?
- in full-time education (not paid for by employer, including on vacation)/on government training or employment scheme (eg Community Programme, YOP, WEEP, YTS, etc)/in paid work (or away temporarily) for at least 10 hours in the week/waiting to take up paid work already accepted/unemployed and registered at a Jobcentre or employment office/unemployed, not registered, but actively looking for a job/unemployed, wanting a job (of at least 10 hrs per week), but not actively looking for a job/permanently sick or disabled/wholly retired from work/looking after the home/doing something else

May 1979: 98 (Married, widowed and cohabiting people only) Does/did your husband/wife have a full-time or part-time paid job? If no, establish whether. temporarily unemployed, unemployed but has had a paid job, retired/disabled but used to work, student, housewife, others (eg never worked) who are not in paid job.

New question-

- 54 If 'on government employment/training scheme' or 'unemployed/permanently sick or disabled/retired/looking after the home/doing something else' at 54b.
- c How long ago did your husband/wife have a paid job (other than the government scheme you mentioned) of at least 10 hours a week, excluding Saturday or holiday jobs? (within past 12 months/over 1-5 years ago/over 5-10 years ago/over 10-20 years ago/over 20 years ago/never had paid job of 10+ hours a week)

- 54 If spouse is in work, is waiting for a job, or has ever had a job.
- d Is your husband/wife now, or has he/she ever been, a member of a trade union?

Oct 1974 68b,c, Feb 1974 panel 63, 1970 *, 1969 83c,d; 1964: 73b,c

Do you belong to (Are you a member of) a trade union? Which union is that? Is there anyone else in this household who is a member of a trade union? If yes who is that? Which union is that?

May 1979 63; Feb 1974 X-Sec 199a-c, 1969: 83i,j,k, 1963 76a,b,c

Does/do (you or) anyone (else) in your household belong to a trade union? Who is a member? Which union do you/does he/she belong to (is that)?

55 If spouse in work/waiting for a job/has ever had a job
Now I want to ask you about your (husband's/wife's) job
a What is/was the name or title of that job?
b What kind of work does/did he/she do most of the time? (If relevant) what are/were the materials made of?

Oct 1974 89, Feb 1974 panel 87a, Feb 1974 X-Sec 146b

(Married women only) Does your husband at present have a paid job? If yes what exactly is it? If no student/retired/pensioner/temporarily unemployed/other

Feb 1974 panel 87b, Feb 1974 X-Sec 146c

(Only if husband retired/pensioner or temporarily unemployed) Could you say what your husband normally did when he was working?

Feb 1974 panel 87c, Feb 1974 X-Sec. 147

Does/did this job involve him mostly in manual working or labouring, or does/did he spend most of his time at a desk or office?

Feb 1974 panel 88a, Feb 1974 X-Sec: 151

(Married men only) Does your wife have a paid job at present? If no has she ever worked since you were married?

Feb 1974 panel: 88b; Feb 1974 X-Sec. 152

Could you say exactly what her job was?

55c What training or qualifications does/did he/she have that are/were needed for that job?

Feb 1974 panel. 87e, Feb 1974 X-Sec. 149

Did he have any special training for his job?

55d Does/did he/she supervise or is/was he/she responsible for the work of any other people? If 'yes': How many?

Feb 1974 panel: 87f, Feb 1974 X-Sec 150

Is/was he in charge of any people where he works/worked? If yes: is/was he in charge of a small group of workers and assistants or does/did he have managerial responsibility over a large number of people?

May 1979: 101b

Is/was he/she a supervisor of any kind?

55e Is/was he/she an employee, or self-employed?

Feb 1974 panel 87d; Feb 1974 X-Sec 148, Oct 1974. 90

Is/was he self-employed or does/did he work for someone else?

May 1979: 100b (If spouse is self-employed only) Does he/she have any employees?

May 1979. 100c (If spouse is self-employed with employees only): How many employees does/did he/she have?

If employee

55f Is/was the organisation he/she works/worked for a private firm, a nationalised industry, a local or central government organisation, a charity, or what?

May 1979 101a!, Oct 1974 91 Does/did he/she work for a private firm or for a public organisation? By public organisation I mean central government, local government, the nationalised industries and also public services such as health and education?

55g What does/did the employer (or, if self-employed, he/she) make or do at the place where he/she usually works/worked?

May 1979 102e (If informant's husband/wife is/was a farmer or smallholder) How many acres does/did he/she work on his/her farm/smallholding?

May 1979. 102b; Oct 1974 92b In what industry does/did he work?

55h Including him/herself, roughly how many people are/were employed at the place where he/she usually works/ed [from]? Under 10/10-24/25-99/100-499/500+

May 1979 102d; Oct 1974 92d How many people would you think are/were employed in the establishment where he works/worked?

55i Is/was the job full-time (30 hrs+) or part-time (10-29 hrs)?

May 1979 99a Does/did he/she work full-time or part-time?

May 1979 99b On average, how many hours does/did he/she work each week?

56 What was your age last birthday?

May 1979 105; Feb 1974 panel and X-Sec 138;
Oct 1974 93 In what year were you born?

New questions:

57a May I check, during the last five years, that is since the middle of 1978, have you been unemployed and looking for a job for a period lasting 13 weeks or longer?

57b If 'yes' at 57a Was this just once, or for two or more separate periods in the last five years?

57c For how many months in total during the last five years have you been unemployed and looking for a job?

New question

58 Have you (or your husband/wife) been in receipt of any of the[se] benefits . during the last five years?
If 'yes' which ones?
child benefit (family allowance)/maternity benefit or allowance/one-parent benefit/family income supplement/ state retirement or widow's pension/supplementary pension/invalidity or disabled pension or benefit/attendance or invalid care or mobility allowance/sickness or injury benefit/unemployment benefit/supplementary benefit/rate or rent rebate or allowance/ other benefit(s) volunteered.

59a How old were you when you left school (or VIth form college)?
May 1979: 87, Oct 1974 76BC; Feb 1974 X-Sec 130, 1970 82b, 1969: 95b, 1966 N11a; 1964. L11a; 1963: 74a
How old were you when you left school?

New question:

59 Unless 'no schooling' at 59a.
b Where did you go to school, that is the last school you attended, was it in the UK, or not?

60a - Ask all whose last school was in UK What kind of school was your last school for instance, was it an elementary school, grammar school, comprehensive, or what?
primary or elementary/secondary modern/technical/grammar/comprehensive/direct grant/grant or voluntary aided/independent fee-paying (eg private or 'public')/junior secondary or higher elementary/senior secondary/convent or church school/special school/other

Feb 1974 X-Sec: 131; 1970 *; 1966: N11b; 1964 L11b, 1963 74b

What kind of school was that?

May 1979 85', Oct 1974: 75BC; Feb 1974 X-Sec 129, 1970 81, 1964. 94

What kind of school did you go to, (that is, the last school you attended?) (Elementary. central/intermediate/senior/Council/All Age/Advanced Division, Secondary. modern/junior secondary/comprehensive/technical/grammar/ County High/Higher grade/Senior secondary/direct grant/grant-aided/commercial/private/independent/fee paying/special school for handicapped/other/don't know)

60b Unless 'primary only' or 'special school' at 60a Did you have to pass any kind of exam to get into that school, or not? (yes/no/don't know/don't remember)

May 1979 86a How did you get into that school? Did you have to pass an exam?

60c (All UK) Did you go to any school where your parents or guardian had to pay tuition fees? If 'yes' at primary level, secondary level, or both?
yes, primary level/yes, secondary level/yes, both/no, neither/don't know/don't remember

May 1979 86b Did you go to a school where parents had to pay tuition fees?

61a Have you had (or are you now in) any full-time higher or further education at any kind of college, university or polytechnic after leaving school or later? If 'yes' at a university or polytechnic, or at another kind of college? (no, never/yes, in past, at university or polytechnic/yes, in past, at other college/yes, now, at university or polytechnic/yes, now, at other college/still at school

Oct 1974: 77BC, Feb 1974 X-Sec 131b

What sort of further education? University/polytechnic/technical college/teachers' training/commercial or secretarial training/ technical or occupational training while in forces/non-vocational

May 1979 88'; 1969: 96a, 1970 *, 1964. L12a, 1963: 75a Did you have any further education or training, full-time or part-time after leaving school?

May 1979 89'; 1969: 96b, 1970 *, 1964. L12b, 1963: 75b What sort of education or training was that?

New question.

61b If 'no, never', 'yes, in past, at university/polytechnic' or 'yes, in past, at other college' at 61a. Have you ever sent - or are you considering sending - any children in your care to a fee-paying school?
yes, in past/yes, now/yes, considering/no/never had children

62 Have you passed any exams or got any of the qualifications on this card? Any Others?
No, none
British qualifications CSE grades 2-5/CSE grade 1, GCE 'O' level, Scottish (SCE) lower, School Certificate/ GCE 'A' level, Scottish (SCE) higher/degree/RSA or similar clerical or commercial qualification/City and Guilds craft or ordinary level/city and Guilds advanced or final level/City and Guilds full technological/ONC, OND, BEC or TEC higher level/full apprenticeship qualification/teachers training qualification/nursing qualification/other professional qualification/other diploma or certificate
Overseas exams/qualifications any school leaving exam or certificate/degree/other (post-school) exam or qualification

63a Do you regard yourself as belonging to any particular religion?
If 'yes' which one?
No religion
Christian no denomination/Roman Catholic/Church of England
or Wales or Anglican or Episcopal/Church of Scotland/Methodist/
Baptist/United Reform Church (URC), Congregational/other
Christian
non-Christian. Jew/Hindu/Islam or Moslem/Sikh/Buddhist

May 1979 82', Oct 1974 81a; 1970:*, 1969 98,
1966 N19, 1964 L17, 1963. 83

Do you belong to any church or religious group?
Which? (What is your religion?)

63b If belongs to a particular religion: Apart from special
occasions, such as weddings, funerals, baptisms and so on, how
often nowadays do you attend services or meetings connected
with your religion?

Oct 1974 81b To what extent would you
say you are now a practising member: very much so, to some
extent, or not really?

May 1979 83, 1970: *, 1969 100, 1966: N21,
1964. L19, 1963 85

How often do you attend Church (for Jews:
synagogue) (for non-conformists. Chapel)?

New question

64 (Code from observation)

- (i) Ethnic origin - white/European, Indian/East African/Asian/
Pakistani/Bangladeshi/Sri Lankan, Black/African/West Indian/
other (including Chinese)
-

64 (Code from observation)

- (ii) Sex - male/female

May 1979 111; Oct 1974 88; Feb 1974 panel: 8b;
Feb 1974 X-Sec 145 Sex

65a (Code whether accommodation is) private household or Institut-
ion.

- b If private household do you - your household - own or rent
this house/flat/accommodation?
(owns or co-owns house/flat or maisonette)
(if rented): from whom?
(rents from local authority - house, local authority - flat/
maisonette; housing association, private company/landlord)
other

May 1979 110a What type of house do you live in? (flat/maisonette/bedsitting room/tenement/detached/semi-detached/terraced/caravan/institution/other)

May 1979 106a, 106b, 106c

Would you tell me whether your home is owned or rented? (If owned) Do you own it outright or are you paying for it on a mortgage? (If rented) Is it rented privately or from the Council?

Feb 1974 panel 132, 132b, 133 and Feb 1974

X-Sec. 132a,b; 133

Could you tell me whether this house is owned or rented? (If owned) Is it owned outright or is it being paid for with a mortgage or loan? (If rented) Is it rented from someone else?

New questions:

- 65 c If 'owns' house or flat/maisonette or 'co-owns' at 65b: Have you ever been a local authority tenant?
- d If 'yes' at 65c Were you a local authority tenant in this house/flat/accommodation before your household purchased it?
- e If 'rents from local authority' at 65b: How likely is it that your household will try to buy this house/flat from the local council in the next five years or so, would you say very likely, quite likely, not likely, or definitely not? (negotiations already started) (don't know)

-
- 65 f (All in private households). Including yourself, how many people live here with you as members of your household?
- g And how many of these are aged 15 or under?
- h In whose name is this house/flat/accommodation owned or rented?
 respondent and/or spouse only/parent or parent-in-law/other

 1970, 1966 and 1963: Household Composition questions, 1 and 11

-
- 66 a Are you a member of a political Party?
 If 'yes': which one?

 Oct 1974. 53a Are you a paying member of any political party or some other political organisation? Which party or organisation is that?

 1969. 82a*, 1964 44a, 1963 52a Have you paid a subscription to any political party in the last year?

 1969. 82b*, 1964: 44b; 1963 52b If yes which party was that?

66 b If 'Labour' at 66a. Are you a member of the Labour Party through a trade union or did you join as an individual member?

Oct 1974 53b, 1969-82c*, 1964 44c, 1963: 52c If Labour. was that as a member of the local party through a trade union?

67 a Just in case we need to clarify anything you've told us, I'd like to know whether there is a telephone in (your part of) this accommodation?

May 1979 104a Do you have a private telephone?

67 b If 'no' at 67a
Do you have easy access to a 'phone in this building, where you can receive incoming calls?
If 'yes' at 67a or 67b

c What is your telephone number? (Add if necessary I should say it is very unlikely that anyone will 'phone you)

New question.

68 When the next general election comes round - which is likely to be in 4 or 5 years time - there may be another survey like this one. Would you be willing to take part in it again?

BRITISH GENERAL ELECTION STUDY 1983

Technical Details of The Survey

The study was a joint project between investigators at Oxford University and Social and Community Planning Research, London. The project Directors were A F Heath, R M Jowell, J K Curtice and E J Field.

Sample Design

The survey was designed to yield a representative sample of eligible voters in Great Britain at the time of the 1983 general election. As with previous surveys in the series, electors in Northern Ireland and the Scottish Highlands and Islands were excluded from the sampling frame.

1 Selection of Parliamentary Constituencies

250 constituencies were selected with probability proportionate to size of electorate. Prior to selection the list of constituencies was stratified by percentage Labour vote in the 1979 general election, within three population density bands (10+, 3.1-9.9, and 3 or fewer persons per hectare) within Registrar General's standard regions (pre-1974 boundaries). In order to carry out fieldwork very soon after the election, sampling had to be carried out in the weeks before it. During that time, many electoral registration officers were still incorporating the constituency boundary changes (legislated for only in March 1983) into suitable voting lists. In view also of the extremely short period within which we had to mount the study, we decided to sample from the old constituency lists (which were already available in Social and Community Planning Research's computer file) and, at the data processing stage, to transfer the selected polling districts into their new constituencies. The computer tape therefore contains details of both the new and the old constituencies.

2 Selection of Polling Districts

Within each selected constituency one polling district was selected, again with probability proportionate to electorate. Polling districts within each constituency were ordered according to the register's ordering, and any

polling district with fewer than 500 electors was combined with the one following it to form one potential selection unit.

3 Selection of Individuals

Within each selected polling district a systematic random sample of 24 electors was selected with equal probability. Any of the selected electors who turned out to be ineligible to vote in the general election (peers and 17 year-olds whose 18th birthday was later than 9 June) were deleted and replaced (using random number tables) by another name.

A sample of 6000 names was selected; this figure was considered to be viable in order to achieve around 4000 interviews. Since no substitution could be allowed, the issued sample had to be large enough to allow for losses through death or emigration, or movement to new addresses that could not be traced or followed up. It was estimated that around 85-90 per cent of the issued sample would still be resident at their registered addresses at the time of the fieldwork. Most of the remainder (except for those movers whom interviewers would be able to trace to their new addresses) would be out of the interviewers' scope. Then there would be further losses through refusals, temporary absences, noncontacts, illness or incapacity. The actual distribution of response is shown in Table I.1A below.

Fieldwork and Response

Having undertaken a small pretest of the questionnaire between 9 June (election day) and 16 June, fieldwork was carried out by 139 Social and Community Planning Research interviewers between 5 July and 5 October 1983. 73 per cent of the interviews were undertaken in the month of July, and 93 per cent were completed within 12 weeks of the election - a comparable proportion and period to those achieved in previous election studies.

Where it was felt that a further attempt to locate or persuade potential respondents to participate might be fruitful, their names were reissued to interviewers during the later phases of fieldwork. 1123 names were reissued, and 382 (34 per cent) were converted successfully, raising overall response by some 7 per cent to 72.4 per cent. The overall response summary is shown in Table I.1A.

[table I.1A here]

Sample Characteristics and Weighting Adjustments

Selection biases in a sample may arise from three main sources.

1 Nonrandom selection. Since each elector was given the same, known, nonzero probability of selection in the survey, potential bias from this source can effectively be ruled out.

2 Sampling frame deficiencies, in particular the omission or duplication of parts of the population. Since the electoral registers (by definition) include all those eligible to vote, no potential voter was omitted from the frame. The fact that some electors (very few) are included more than once in the registers is not of concern with a sample of this size and distribution.

3 Differential response. Some kinds of people may be cooperative or available than others, leading them to be represented disproportionately in the achieved sample. If respondents differ from nonrespondents with respect to the survey variables, the estimates based on the achieved sample will be biased. Such potential bias needs to be investigated and, if appropriate, corrected.

Adjustments for nonresponse bias are appropriate if they are based on reliable data showing discrepancies between the characteristics of respondents and nonrespondents. Such information is often difficult to find.

The most direct way of finding out the characteristics of nonrespondents so as to compare them with those of respondents is through the sampling frame itself. Some frames attach details to the names they contain allowing basic characteristics of non-respondents to be ascertained, but the electoral registers contain no such data. They do, however, contain geographical information which allows a reliable examination of response rates by area.

In common with most national surveys, this survey experienced considerable variation in response rate by region, ranging from 80 per cent in Scotland to 63 per cent in Greater London. The data were therefore weighted to correct the regional imbalances (and these weights have been included on the data tape). The weights are shown in Table I.2A, and range from .905 in Scotland to 1.168 in Greater London.

[table I.2A here]

These adjustments do not, of course, eliminate potential nonresponse bias. For that to happen, nonrespondents in

each region would have to be a random subset of the total sample in that region with respect to the survey variables - which is very unlikely. Nonetheless the regional adjustments help to mitigate potential biases.

A less direct way of redressing nonresponse bias is to compare the sample's characteristics with those of the population it seeks to represent. Thus a general population sample can usefully be compared with, say, 1981 Census data or the latest available General Household Survey data. Major discrepancies in sample composition can then be reduced by weighting.

In election surveys, however, the purpose is not to reflect the characteristics of the population as a whole but those of the electorate - a group about whom very little demographic information is directly available. The electoral registers explicitly exclude some people whom the Census includes, such as those who are ineligible to vote for one reason or another. But they also exclude people who are technically eligible but fail to register. Moreover, as Todd and Butcher (1983) have noted, underregistration is much more prevalent among some groups (such as ethnic minorities) than among others. So there are several important differences between the electorate and the population. Comparisons between our sample's characteristics and national characteristics may be instructive (some are shown in Table I.3A), but any conclusions to be drawn from them were always likely to be too tentative to encourage us to base weighting adjustments upon them. In the event, no further weighting (other than the regional weights) was undertaken.

Few discrepancies emerge from the figures in Table I.3A. There is an apparent slight tendency of the sample to overrepresent 25-44 year-olds and to underrepresent those over 60. But the age distributions are fairly close and actually conceal biases that our own supplementary data suggest may exist. Interviewers were asked to record, where possible, the sex and approximate age of certain categories of nonrespondents (principally 'refusers' with whom contact was made but no interview achieved). Around one in three of these non-respondents were elderly, compared with around one in five respondents, which seems to be a very large discrepancy not reflected in the overall age profile.

The explanation appears to be that no recorded age estimates are available for untraceable movers, leading to their omission from the base on which the calculation above (one in three elderly nonrespondents) was made. Since movers are likely to be younger than non-movers, as the age profile of traceable movers in the sample confirms, young people are underrepresented in these calculations.

It appears, therefore, that two compensating biases - refusals among the older age groups and noncontact among the younger age groups - have resulted in an age profile that is close to that of the 1981 Census.

Most importantly, the occupational profile of the three-quarters of our sample who were economically active or retired as defined by the census is very similar to that of the 1981 Census. There is at most a slight suggestion of an overrepresentation of those in nonmanual occupations (in particular socio-economic groups 1 and 5.1) at the expense of those in manual occupations (in particular socio-economic group 9).

As important for an election survey as demographic comparisons are political comparisons. As Table I.4A shows, the reported voting figures in our survey were close to the actual voting figures, with a slight tendency for our sample to report having voted Conservative at the expense of the Alliance.

[table I.4A here]

The discrepancy between the reported vote of survey respondents and the official result may have been due, in part, to a tendency for respondents to claim to have voted for the winning side when they did not (particularly perhaps among those respondents who did not vote but claimed to have done so).

A more substantial discrepancy lies in reported turnout. 83.4 per cent of the sample reported having voted while the official turnout figure for the 1983 general election was 72.7 per cent. It is improbable, however, that this discrepancy simply reflects an overreport of turnout by respondents. Various other factors help to explain the difference between the sample's reported turnout and the official turnout.

First, as noted earlier, movers (and particularly nonlocal movers) are underrepresented in the sample and are also less likely to have voted. Second, abstainers are more likely - than voters to have refused cooperation in an election survey, since as a group they may well be relatively apolitical, or at least resistant to being questioned about an event in which they did not actively participate. So abstainers, for one reason or another, are almost certainly underrepresented in the sample.

Moreover, the discrepancy between official turnout figures and those based on survey estimates is exacerbated by legitimate and illegitimate double-entries in the registers. For instance, people with two homes often appear twice, as

do movers; the names of people who died may not have been removed from the registers.

We estimate tentatively that if turnout is recalculated allowing for the (calculable) factors we have referred to, overclaiming would be reduced to about 4 per cent.

I.1A STATEMENT OF RESPONSE (SUMMARY)

	N	Percentage of achieved sample
Addresses issued	6000	-
Out of scope (deceased, moved, untraceable, premises vacant, under age)	537	-
In scope	5463	100.0
Interview achieved	3955	72.4

Reason for nonresponse		
refused	1135	20.7
noncontact (after four or more calls) or away for survey period	211	3.9
other nonresponse (too ill or too old, no English, broke off interview)	162	3.0

Interview not achieved	1508	27.6
------------------------	------	------

1.2A REGIONAL WEIGHTING ADJUSTMENTS

	<u>Issued</u>		<u>Achieved</u>		Weight	<u>Weighted sample</u>		
	N	%	N	%		N	%	
Registrar General's Standard Regions								
Scotland	552	9.2	402	10.2	.905	336.8	9.2	
North	336	5.6	229	5.8	.967	221.4	5.6	
North West	720	12.0	496	12.5	.957	474.7	12.0	
Yorkshire and Humberside	552	9.2	408	10.3	.892	363.9	9.2	
West Midlands	552	9.2	386	9.8	.943	364.0	9.2	
East Midlands	408	6.8	268	6.8	1.004	269.1	6.8	
East Anglia	216	3.6	141	3.6	1.010	142.4	3.6	
South West	480	8.0	285	7.2	1.110	316.4	8.0	
South East	1128	18.8	708	17.9	1.050	743.4	18.8	
Greater London	744	12.4	420	10.6	1.168	490.6	12.4	
Wales	312	5.2	212	5.4	.970	205.6	5.2	
	6000	100.0	3955	100.0		3955	100.0	

I.3A SAMPLE CHARACTERISTIC - SOCIOLOGICAL

	<u>British General Election Study 1983</u>			<u>1981 Census</u>	
	N unweighted	N weighted	percentage	percentage	
<u>Gender (Q64b)</u>					
Men	1871	1874	47	48	
Women	2084	2081	53	52	
<u>Age group (Q56)</u>					
18-19	166	164	4	4	
20-24	395	394	10	10	
25-34	742	744	19	19	
35-44	717	717	18	16	
45-54	632	634	16	15	
55-59	303	302	8	8	
60-64	293	292	7	7	
65-74	442	442	11	12	
75-79	142	143	4	4	
80+	103	104	3	4	
			-----	-----	
			100	100	
Not answered	20	20			
<u>Socio-economic Group (Q53a/b)</u>					
				1981 Census percentage economically active and retired	
1	Employers/managers, large establishments	169	172	6	4
2	Employers/managers, small establishments	241	246	8	8
3	Professionals, self employed	25	26	1	1
4	Professionals, employees	85	86	3	3
5.1	Ancillary workers	319	321	11	9
5.2	Foremen & supervisors, nonmanual	57	58	2	1

6	Junior nonmanual	585	587	20	20
7	Personal service	192	192	6	5
8	Foremen & supervisors, manual	108	108	4	3
9	Skilled manual	485	480	16	19
10	Semi-skilled manual	405	401	13	13
11	Unskilled manual	180	176	6	7
12	Own account	81	84	3	4
13	Farmers, employer/manager	12	12	0	1
14	Farmers, own account	9	9	0	1
15	Agricultural workers	26	26	1	1
16	Armed Forces	7	7	0	1
				<u>100</u>	<u>100</u>
17	Inadequately described occupations	48	49	(1)	
	Economically inactive/not answered	921	916	(23)	

I.4A SAMPLE CHARACTERISTIC - POLITICAL

	British General Election Study 1983 percentage	Official result (Great Britain) percentage
Conservative	45.2	43.5
Labour	28.7	28.3
Liberal/Social Democratic Party	24.8	26.0
Scottish National Party	0.9	1.1
Plaid Cymru	0.2	0.4
Others	0.2	0.7
	100.0	100.0
N unweighted	3203	
N weighted	3205	

CARD/COLUMN	VAR No	TITLE	CODES	MARGINALS
1/1-4	ID 1	Serial Number	001-6000	
1/5-6	RECORD1	Card Number	1	
1/7-9	AREANO	Area Number (old constituency)	001-931	See Note I
1/10-12	PANO	Press Association constituency number (new constituency)	008-650	See Note I
1/13	MOVER	Mover, reissue code	0 Productive non-mover 1 Local mover 2 Reallocated mover 3 Unproductive, reissued	3441 124 49 341
1/14-17	INT	Interviewer number		
1/18	FGLCLASS	Father's Goldthorpe-Llewellyn class (see also note III)	0 Not classified 1 High grade professional and managerial 2 Low grade professional and managerial 3 Routine non-manual 4 Petty bourgeoisie 5 Manual foremen and technicians 6 Skilled manual 7 Semi and unskilled manual	494 337 275 237 483 333 961 835
1/19	RGLCLASS	Respondent's Goldthorpe-Llewellyn class (see also note III)	0 Not classified 1 High grade professional and managerial 2 Low grade professional and managerial 3 Routine non-manual 4 Petty bourgeoisie	203 310 614 1137 244
		1		12

CARD/COLUMN	VAR No	TITLE	CODES	MARGINALS
1/19	RGLCLASS	Continued	5 Manual foreman and technicians 6 Skilled manual 7 Semi and unskilled manual	227 413 807
1/20	SGLCLASS	Spouse's Goldthorpe-Llewellyn class (see also note III)	0 Not classified 1 High grade professional and managerial 2 Low grade professional and managerial 3 Routine non-manual 4 Petty bourgeoisie 5 Manual foreman and technicians 6 Skilled manual 7 Semi and unskilled manual	1350 233 426 732 199 145 348 522
1/21-22	FGHCLASS	Father's Goldthorpe-Heath class (see also note III)	0 Not classified 1 High grade professional and managerial 2 Low grade professional and managerial 3 Routine office workers 4 Sales and personal service 5 Small petty bourgeoisie with employees 6 Small petty bourgeoisie without employees 7 Farmers 8 Manual foremen and technicians 9 Skilled manual 10 Semi and unskilled manual 11 Agricultural employees	494 327 306 168 8 216 132 120 338 926 837 83
1/23-24	RGHCLASS	Respondent's Goldthorpe-Heath class (see also note III)	0 Not classified 1 High grade professional and managerial 2 Low grade professional and managerial	203 286 560
				13
			2	

CARD/COLUMN	VAR No	TITLE	CODES	MARGINALS
1/23-24	RGHCLASS	Continued	3 Routine office workers 4 Sales and personal service 5 Small petty bourgeoisie with employees 6 Small petty bourgeoisie without employees 7 Farmers 8 Manual foremen and technicians 9 Skilled manual 10 Semi and unskilled manual 11 Agricultural employees	703 231 112 98 26 196 486 1021 33
1/25-26	SGHCLASS	Spouse's Goldthorpe-Heath class	0 Not classified 1 High grade professional and managerial 2 Low grade professional and managerial 3 Routine office workers 4 Sales and personal service 5 Small petty bourgeoisie with employees 6 Small petty bourgeoisie without employees 7 Farmers 8 Manual foremen and technicians 9 Skilled manual 10 Semi and unskilled manual 11 Agricultural employees	1305 210 408 446 150 77 95 14 151 377 655 22
1/27	Q1	Care which party won	1 A good deal 2 Not very much 9 Not answered	2940 1006 9
1/28	Q2A	Followed election broadcasts	1 Yes 2 No 9 Not answered	3177 773 5
1/29	Q2B	Read about campaign in newspaper	1 Yes 2 No 9 Not answered	2776 1175 4
			3	14

ARD/COLUMN	VAR No	TITLE	CODES	MARGINALS
1/30-31	Q2C	(If read newspaper articles about election campaign) which daily newspaper was read most	0 Skipped 1 Daily Express 2 Daily Mail 3 Daily Mirror/Record 4 Daily Star 5 The Sun 6 Daily Telegraph 7 Financial Times 8 The Guardian 9 The Times 10 Morning Star 96 (Other) Scottish/Welsh/regional/local daily (morning or evening) 97 Other daily 98 No (regular) daily paper, Sunday only, can't remember, etc 99 Not answered	1179 324 354 586 125 426 262 5 164 67 3 312 38 75 35
1/32	Q2D	Heard candidate at political meeting	1 Yes 2 No 9 Not answered	155 3800 -
1/33	Q2E	Canvassed for candidate	1 Yes 2 No 9 Not answered	110 3843 2
1/34	Q2F	Put up political party poster	1 Yes 2 No 9 Not answered	425 3527 3
1/35	Q2G	Canvasser called during campaign	1 Yes 2 No 9 Not answered	1894 2094 12
1/36	Q2H1	Conservative canvasser called	1 Yes 0 No, etc; see "Note for Codebook"	1077 2878
		4		15

CARD/COLUMN	VAR No	TITLE	CODES	MARGINALS
1/37	Q2H2	Labour canvasser called	2 Yes 0 No, etc; see "Note for Codebook"	989 2966
1/38	Q2H3	Alliance canvasser called	3 Yes 0 No, etc; see "Note for Codebook"	391 3564
1/39	Q2H4	Liberal canvasser called	4 Yes 0 No, etc; see "Note for Codebook"	353 3602
1/40	Q2H5	Social Democratic canvasser called	5 Yes 0 No, etc; see "Note for Codebook"	82 3873
1/41	Q2H6	(Scotland) SNP canvasser called	6 Yes 0 No, etc; see "Note for Codebook"	18 3937
1/42	Q2H7	(Wales) Plaid Cymru canvasser called	7 Yes 0 No, etc; see "Note for Codebook"	25 3930
1/43	Q2H8	Other party canvasser called	1 Yes 2 Don't know/can't recall 9 Not answered 0 No	15 102 1 3837
1/44	Q2H9	Ecology party canvasser called	1 Yes 0 No, etc; see "Note for Codebook"	8 3947
		5		16

ROW/COLUMN	VAR No	TITLE	CODES	MARGINALS
1/45	Q2H10	National Front canvasser called	1 Yes 0 No, etc; see "Note for Codebook"	1 3954
1/46	Q2H11	Communist party canvasser called	1 Yes 0 No, etc; see "Note for Codebook"	11 3944
1/47-48	Q3A1	First reason mentioned Conservatives beat Labour	See Appendix page a	
1/49-50	Q3A2	Second reason mentioned Conservatives beat Labour	See Appendix page a	
1/51-52	Q3A3	Third reason mentioned Conservatives beat Labour	See Appendix page a	
1/53-54	Q3A4	Fourth reason mentioned Conservatives beat Labour	See Appendix page a	
1/55-56	Q3A5	Fifth reason mentioned Conservatives beat Labour	See Appendix page a	
1/57-58	Q3B1	First reason mentioned Alliance did not do better	See Appendix page b	
1/59-60	Q3B2	Second reason mentioned Alliance did not do better	See Appendix page b	
1/61-62	Q3B3	Third reason mentioned Alliance did not do better	See Appendix page b	

CARD/COLUMN	VAR No	TITLE	CODES	MARGINALS
1/63-64	Q3B4	Fourth reason mentioned Alliance did not do better	See Appendix page b	
1/65-66	Q3B5	Fifth reason mentioned Alliance did not do better	See Appendix page b	
1/67	Q4	Local Alliance candidate Liberal or SDP	1 Liberal 2 Social Democratic 3 Cut of each 4 Don't remember 9 Not answered	1150 710 22 2028 45
1/68	Q5A	Single party or coalition best type of government	1 Single party government 2 Coalition government 8 Don't know/depends on policies 9 Not answered	2124 1521 308 2
1/69	Q5B	(If coalition government) party best combination	0 Skipped 1 Con and Alliance 2 Lab and Alliance 3 Con and Lab 4 Other groups 8 Don't know 9 Not answered	2434 492 348 347 249 84 1
1/70-71	Q5C	(If other party combinations) best government	0 Skipped 1 Liberal and SDP 2 Nationalist and other party 3 All parties 4 Other combinations 98 Don't know 99 Not answered	3706 27 4 102 111 4 1
1/72-73	-	Not used		

CARD/COLUMN	VAR No	TITLE	CODES	MARGINALS
1/74-75	-	Not used		
1/76	Q6A	Liberal party closer to Conservative or Labour party	1 Closer to Conservatives 2 Closer to Labour 3 No difference/neither 8 Don't know 9 Not answered	1879 1207 453 414 2
1/77	Q6B	SDP closer to Conservative or Labour party	1 Closer to Conservatives 2 Closer to Labour 3 No difference/neither 8 Don't know 9 Not answered	879 1941 387 727 21
1/78	Q6C	Difference between Liberal and SDP parties	1 Great difference 2 Some difference 3 Not much difference 8 Don't know 9 Not answered	308 1416 1819 407 5
1/79	Q6D	Difference between Conservative and Labour parties	1 Great difference 2 Some difference 3 Not much difference 8 Don't know 9 Not answered	3250 394 248 60 3
2/1-4	ID2	Serial Number	001-6000	
2/5-6	RECORD2	Card Number	2	
2/7	Q7A	Did respondent vote 1983	1 Yes 2 No 9 Not answered	3295 660 -
		8		19

CARD/COLUMN	VAR No	TITLE	CODES	MARGINALS
2/8-9	Q7B1	(If didn't vote) first reason mentioned	See Appendix page c	
2/10-11	Q7B2	(If didn't vote) second reason mentioned	See Appendix page c	
2/12-13	Q7B3	(If didn't vote) third reason mentioned	See Appendix page c	
2/14-15	Q7B4	(If didn't vote) fourth reason mentioned	See Appendix page c	
2/16-17	Q7C	(If didn't vote) party would have voted for	0 Skipped 1 Conservative 2 Labour 3 Alliance 4 Liberal 5 Social Democratic 6 SNP 7 Plaid Cymru 8 Ecology party 9 National Front 10 Communist party 96 Refused to disclose voting 97 Other answers 98 None/don't know 99 Not answered	3295 261 175 74 48 9 10 - - 1 1 7 1 60 13
2/18	Q8A	(If voted) when decided to vote that way	1 A long time ago 2 Sometime last year 3 Sometime this year 4 During election campaign 8 Don't know 9 Not answered	1980 286 304 719 4 2
2/19-20	Q8B1	(If decided recently) first reason mentioned	See Appendix page d	

CARD/COLUMN	VAR No	TITLE	CODES	MARGINALS
2/21-22	Q8B2	(If decided recently) second reason mentioned	See Appendix page d	
2/23-24	Q8B3	(If decided recently) third reason mentioned	See Appendix page d	
2/25-26	Q8B4	(If decided recently) fourth reason mentioned	See Appendix page d	
2/27-28	Q9A	(If voted) party voted for	0 Skipped 1 Conservative 2 Labour 3 Alliance 4 Liberal 5 Social Democratic 6 SNP 7 Plaid Cymru 8 Ecology party 9 National Front 10 Communist party 95 Refused to disclose voting 97 Other party 98 Don't know 99 Not answered	660 1432 937 416 278 94 33 7 2 2 - 92 2 - -
2/29-30	Q9B	(If voted) thought vote which other party	0 No, none 1 Conservative 2 Labour 3 Alliance 4 Liberal 5 Social Democratic 6 SNP 7 Plaid Cymru 8 Ecology party 9 National Front 10 Communist party 95 Skipped 96 2+ parties 97 Other party 98 Don't know 99 Not answered	2353 195 146 209 132 70 16 4 6 2 1 752 22 2 30 15
				10
				21

CARD/COLUMN	VAR No	TITLE	CODES	MARGINALS
2/31-32	Q9C	(If voted) party of second choice if had two votes	0 None 1 Conservative 2 Labour 3 Alliance 4 Liberal 5 Social Democratic 6 SNP 7 Plaid Cymru 8 Ecology party 9 National Front 10 Communist party 95 Skipped 97 Other party 98 Don't know 99 Not answered	422 469 370 684 761 215 57 16 12 4 11 752 10 144 28
2/33	Q10A	(If voted) main reason voted that way	0 Skipped 1 Always vote that way 2 Best party 3 Preferred party had no chance of winning 4 Voted against party(ies) 5 Voted for candidate rather than party 7 Other answers 8 None of these, don't know 9 Not answered	660 798 2178 203 29 19 30 37 1
2/34-35	Q10B	(If tactical vote) party really preferred	0 Skipped 1 Conservative 2 Labour 3 Alliance 4 Liberal 5 Social Democratic 6 SNP 7 Plaid Cymru 8 Ecology party 9 National Front 10 Communist party 96 Refused to disclose 97 Other answers 98 Don't know 99 Not answered	3752 20 63 40 45 13 3 - 2 4 - 5 4 1 3
				22
		11		

RD/COLUMN	VAR No	TITLE	CODES	MARGINALS
2/36-37	Q11	Respondent's vote 1979 election	0 Did not vote 1 Conservative 2 Labour 4 Liberal 6 SNP 7 Plaid Cymru 8 Ecology party 9 National Front 10 Communist party 94 Not eligible/too young to vote 95 Refused to disclose vote 97 Other answers/party 98 Don't know 99 Not answered	421 1453 1283 328 48 6 1 7 1 289 71 3 42 2
2/38	Q12	Should change or retain voting system	1 Change voting system 2 Keep system as it is 8 Don't know 9 Not answered	1528 2130 285 12
2/39-40	Q13A	Respondent's party identification	0 None 1 Conservative 2 Labour 3 Alliance 4 Liberal 5 Social Democratic 6 SNP 7 Plaid Cymru 8 Ecology party 9 National Front 10 Communist party 11 Socialist 12 Floating voter 95 Skipped 96 Refused to disclose party 97 Other party 98 Don't know 99 Not answered	420 1413 1230 10 435 215 44 5 3 4 4 9 5 - 30 12 114 2
2/41-42	Q13B	(If no party identification) closer to which party	0 None 1 Conservative 2 Labour 3 Alliance	197 137 65 6
		12		23

CARD/COLUMN	VAR No	TITLE	CODES	MARGINALS
2/41-42	Q13B	Continued	4 Liberal 5 Social Democratic 6 SNP 7 Plaid Cymru 8 Ecology party 9 National Front 10 Communist party 11 Socialist 12 Floating voter 95 Skipped 96 Refused to disclose 97 Other party 98 Don't know 99 Not answered	45 26 4 - 1 - - - - 3421 - - 34 19
2/43	Q13C	(If party identification) strength of party identification	0 Skipped 1 Very strong 2 Fairly strong 3 Not very strong 8 Don't know 9 Not answered	569 801 1515 898 17 155
2/44	Q14A	Strength of non-support. Conservative party	0 Skipped 1 Very strongly against 2 Somewhat against 3 Not really against 8 Don't know 9 Not answered	1550 893 755 666 19 72
2/45	Q14B	Strength of non-support: Labour party	0 Skipped 1 Very strongly against 2 Somewhat against 3 Not really against 8 Don't know 9 Not answered	1295 1135 917 546 21 41
2/46	Q14C	Strength of non-support: Liberal party	0 Skipped 1 Very strongly against 2 Somewhat against 3 Not really against 8 Don't know 9 Not answered	480 153 899 2260 107 56
			13	24

ARD/COLUMN	VAR No	TITLE	CODES	MARGINALS
2/47	Q14D	Strength of non-support: SDP	0 Skipped 1 Very strongly against 2 Somewhat against 3 Not really against 8 Don't know 9 Not answered	241 392 1013 1954 290 65
2/48	Q14E	(Scotland) Strength of non-support: SNP	0 Skipped 1 Very strongly against 2 Somewhat against 3 Not really against 8 Don't know 9 Not answered	3600 74 81 177 20 3
2/49	Q14F	(Wales) Strength of non- support: Plaid Cymru	0 Skipped 1 Very strongly against 2 Somewhat against 3 Not really against 8 Don't know 9 Not answered	3745 47 49 97 14 3
2/50	Q14G	Strength of non-support British Communist party	0 Skipped 1 Very strongly against 2 Somewhat against 3 Not really against 8 Don't know 9 Not answered	4 3059 381 254 234 23
2/51	Q14H	Strength of non-support: National Front	0 Skipped 1 Very strongly against 2 Somewhat against 3 Not really against 8 Don't know 9 Not answered	4 3143 332 216 237 23
2/52	Q15A	Effectiveness of Thatcher as Prime Minister	1 Very effective 2 Fairly effective 3 Fairly ineffective 4 Very ineffective 8 Don't know 9 Not answered	2509 1039 159 207 36 5
			14	25

CARD/COLUMN	VAR No	TITLE	CODES	MARGINALS
2/53	Q15B	Effectiveness of Foot as Prime Minister	1 Very effective 2 Fairly effective 3 Fairly ineffective 4 Very ineffective 8 Don't know 9 Not answered	214 941 1217 1476 104 3
2/54	Q15C	Effectiveness of Jenkins as Prime Minister	1 Very effective 2 Fairly effective 3 Fairly ineffective 4 Very ineffective 8 Don't know 9 Not answered	230 1669 1065 537 448 6
2/55	Q15D	Effectiveness of Steel as Prime Minister	1 Very effective 2 Fairly effective 3 Fairly ineffective 4 Very ineffective 8 Don't know 9 Not answered	992 2086 446 160 267 4
2/56	Q16A	Party leader: best to suite the nation	1 Thatcher 2 Foot 3 Jenkins 4 Steel 8 None/don't know 9 Not answered	1854 305 238 1148 407 3
2/57	Q16B	Party leader: most likely to get things done	1 Thatcher 2 Foot 3 Jenkins 4 Steel 8 None/don't know 9 Not answered	2633 322 184 590 222 4
2/58	Q16C	Party leader. improve Britain's status abroad	1 Thatcher 2 Foot 3 Jenkins 4 Steel	2254 246 394 494
		15		26

BOARD/COLUMN	VAR No	TITLE	CODES	MARGINALS
2/58	Q16C	Continued	8 None/don't know 9 Not answered	562 5
2/59	Q16D	Party leader: most concern for all groups in society	1 Thatcher 2 Foot 3 Jenkins 4 Steel 8 None/don't know 9 Not answered	945 853 266 1327 557 7
2/60	Q16E	Party leader: get the most out of a team	1 Thatcher 2 Foot 3 Jenkins 4 Steel 8 None/don't know 9 Not answered	2046 296 243 905 454 11
2/61	Q16F	Party leader most in touch with ordinary people's problems	1 Thatcher 2 Foot 3 Jenkins 4 Steel 8 None/don't know 9 Not answered	804 1078 238 1225 605 5
2/62	Q17A1	Thatcher: caring		539
2/63	Q17A2	Thatcher: determined		3325
2/64	Q17A3	Thatcher: shrewd		2062
2/65	Q17A4	Thatcher: likeable person		497
2/66	Q17A5	Thatcher: tough		3141

BOARD/COLUMN	VAR No	TITLE	CODES	MARGINALS
2/67	Q17A6	Thatcher: listens to reason		607
2/68	Q17A7	Thatcher: decisive		2364
2/69	Q17A8	Thatcher: sticks to principles		2834
2/70	Q17A9	Thatcher no qualities	See Appendix page e (i)	e (ii)
2/71	Q17B1	Foot: caring		1820
2/72	Q17B2	Foot: determined		799
2/73	Q17B3	Foot: shrewd		732
2/74	Q17B4	Foot. likeable person		1363
2/75	Q17B5	Foot: tough		317
2/76	Q17B6	Foot. listens to reason		1562
2/77	Q17B7	Foot: decisive		297
2/78	Q17B8	Foot: sticks to principles		997
2/79	Q17B9	Foot: no qualities	See Appendix page e (i)	e (ii)
3/1-4	ID3	Serial Number	001-6000	

CARD/COLUMN	VAR No	TITLE	CODES	MARGINALS
3/5-6	RECORD3	Card Number	3	
3/7	Q17C1	Jenkins: caring		829
3/8	Q17C2	Jenkins: determined		946
3/9	Q17C3	Jenkins: shrewd		1198
3/10	Q17C4	Jenkins. likeable person		881
3/11	Q17C5	Jenkins: tough		423
3/12	Q17C6	Jenkins: listens to reason		1237
3/13	Q17C7	Jenkins: decisive		588
3/14	Q17C8	Jenkins: sticks to principles		685
3/15	Q17C9	Jenkins: no qualities	See Appendix page e (1)	e (11)
3/16	Q17D1	Steel. caring		2100
3/17	Q17D2	Steel: determined		1628
3/18	Q17D3	Steel: shrewd		1035
3/19	Q17D4	Steel: likeable person		2679
		18		29

CARD/COLUMN	VAR No	TITLE	CODES	MARGINALS
3/20	Q17D5	Steel: tough		587
3/21	Q17D6	Steel: listens to reason		2140
3/22	Q17D7	Steel: decisive		1066
3/23	Q17D8	Steel: sticks to principles		1610
3/24	Q17D9	Steel: no qualities	See Appendix page e (i)	e (ii)
3/25	Q18A1	Conservative party extreme or moderate	1 Extreme 2 Moderate 3 Neither or both 8 Don't know 9 Not answered	1925 1588 221 217 4
3/26	Q18A2	Labour party, extreme or moderate	1 Extreme 2 Moderate 3 Neither or both 8 Don't know 9 Not answered	1937 1461 303 249 5
3/27	Q18A3	Alliance extreme or moderate	1 Extreme 2 Moderate 3 Neither or both 8 Don't know 9 Not answered	236 2924 236 551 8
3/28	Q18B1	Conservative party, united or divided	1 United 2 Divided 3 Neither or both 8 Don't know 9 Not answered	2743 959 98 152 3

CARD/COLUMN	VAR No	TITLE	CODES	MARGINALS
3/35	Q18D2	Labour party: clear or vague policies	1 Clear policies 2 Vague policies 3 Neither or both 8 Don't know 9 Not answered	1380 2212 137 216 10
3/36	Q18D3	Alliance party: clear or vague policies	1 Clear policies 2 Vague policies 3 Neither or both 8 Don't know 9 Not answered	1207 1965 162 608 13
3/37	Q19A	Party most likely to keep prices down	1 Conservative 2 Labour 3 Alliance 8 None/don't know 9 Not answered	1880 1015 474 580 6
3/38	Q19B	Party most likely to reduce unemployment	1 Conservative 2 Labour 3 Alliance 8 None/don't know 9 Not answered	692 1969 494 791 9
3/39	Q19C	Party most likely to prevent strikes	1 Conservative 2 Labour 3 Alliance 8 None/don't know 9 Not answered	1810 1088 339 709 9
3/40	Q19D	Party most likely to look after health and social services	1 Conservative 2 Labour 3 Alliance 8 None/don't know 9 Not answered	783 2129 571 462 10
				32
			21	

BOARD/COLUMN	VAR No	TITLE	CODES	MARGINALS
3/41	Q20A1	Deciding to vote. defence issue important	1 Extremely important 2 Quite important 3 Not very important 8 Don't know 9 Not answered	1567 1587 788 4 9
3/42	Q20A2	Deciding to vote: unemployment issue important	1 Extremely important 2 Quite important 3 Not very important 8 Don't know 9 Not answered	2727 967 250 2 9
3/43	Q20A3	Deciding to vote inflation issue important	1 Extremely important 2 Quite important 3 Not very important 8 Don't know 9 Not answered	2037 1478 423 6 11
3/44	Q20A4	Deciding to vote. health and social services issue important	1 Extremely important 2 Quite important 3 Not very important 8 Don't know 9 Not answered	2459 1262 218 4 12
3/45	Q20A5	Deciding to vote: nationalisation issue important	1 Extremely important 2 Quite important 3 Not very important 8 Don't know 9 Not answered	818 1154 1954 15 14
3/46	Q20A6	Deciding to vote. law and order issue important	1 Extremely important 2 Quite important 3 Not very important 8 Don't know 9 Not answered	2465 1122 353 3 12
				33

CARD/COLUMN	VAR No	TITLE	CODES	MARGINALS
3/47	Q20B	Deciding to vote: most important issue	1 Defence 2 Unemployment 3 Inflation 4 Health and social services 5 Nationalisation 6 Law and order 8 Can't choose 9 Not answered	692 1544 519 498 101 422 154 25
3/48	Q20C	Deciding to vote: next most important issue	0 Skipped 1 Defence 2 Unemployment 3 Inflation 4 Health and social services 5 Nationalisation 6 Law and order 8 Can't choose 9 Not answered	179 566 832 568 982 123 632 68 5
3/49-50	Q20D1	Party view closest to own: defence	See Appendix	page f
3/51-52	Q20D2	Party view closest to own: unemployment	See Appendix	page f
3/53-54	Q20D3	Party view closest to own: inflation	See Appendix	page f
3/55-56	Q20D4	Party view closest to own: health and social services	See Appendix	page f
3/57-58	Q20D5	Party view closest to own: nationalisation	See Appendix	page f
3/59-60	Q20D6	Party view closest to own: law and order	See Appendix	page f

CARD/COLUMN	VAR No	TITLE	CODES	MARGINALS
3/61	Q20E	Deciding to vote. other issues as important	1 Yes 2 No 9 Not answered	859 3056 40
3/62-63	Q20F1	(If other issues as important) first additional issue	See Appendix page g	
3/64-65	Q20F2	(If other issues as important) second additional issue	See Appendix page g	
3/66-67	Q20F3	(If other issues as important) third additional issue	See Appendix page g	
3/68-69	Q20F4	(If other issues as important) fourth additional issue	See Appendix page g	
3/70	Q21A	Can governments do very little or quite a bit to keep prices down	1 Very little 2 Quite a bit 7 Other answers 8 Don't know 9 Not answered	1017 2809 - 125 4
3/71	Q21B	Can governments do very little or quite a bit to reduce unemployment	1 Very little 2 Quite a bit 7 Other answers 8 Don't know 9 Not answered	1365 2418 - 166 6
3/72	Q21C	Can governments do very little or quite a bit to reduce taxes	1 Very little 2 Quite a bit 7 Other answers 8 Don't know 9 Not answered	1043 2689 - 219 4
		24		35

CARD/COLUMN	VAR No	TITLE	CODES	MARGINALS
3/73	Q21D	Can governments do very little or quite a bit to improve general standard of living	1 Very little 2 Quite a bit 7 Other answers 8 Don't know 9 Not answered	879 2876 - 191 9
3/74	Q21E	Can governments do very little or quite a bit to improve health and social services	1 Very little 2 Quite a bit 7 Other answers 8 Don't know 9 Not answered	421 3407 - 120 7
3/75	Q21F	Can governments do very little or quite a bit to control wage/salary increases	1 Very little 2 Quite a bit 7 Other answers 8 Don't know 9 Not answered	907 2812 - 223 13
3/76	Q21G	Can governments do very little or quite a bit to reduce crime	1 Very little 2 Quite a bit 7 Other answers 8 Don't know 9 Not answered	1160 2591 - 198 6
3/77	Q21H	Can governments do very little or quite a bit to prevent strikes	1 Very little 2 Quite a bit 7 Other answers 8 Don't know 9 Not answered	1201 2551 - 191 12
3/78	Q22A	Ingrehart: respondent's first choice	1 Maintain order in nation 2 Giving people more say in important political decisions 3 Fighting rising prices	1664 733 932
		25		36

CARD/COLUMN	VAR No	TITLE	CODES	MARGINALS
3/78	Q22A	Continued	4 Protecting freedom of speech 8 Don't know at all 9 Not answered	569 50 7
3/79	Q22B	Ingrehart: respondent's second choice	0 Skipped 1 Maintain order in nation 2 Giving people more say in important political decisions 3 Fighting rising prices 4 Protecting freedom of speech 8 No second choice 9 Not answered	50 966 596 1266 990 80 7
4/1-4	ID4	Serial Number	001-6000	
4/5-6	RECORD4	Card Number	4	
4/7	Q23A1	Should allow revolutionaries to hold public meetings	1 Yes 2 No 8 Don't know 9 Not answered	2409 1428 114 4
4/8	Q23B1	Should allow racists to hold public meetings	1 Yes 2 No 8 Don't know 9 Not answered	2068 1694 183 10
4/9	Q23A2	Should allow: revolutionaries to teach in schools	1 Yes 2 No 8 Don't know 9 Not answered	1011 2735 201 8
				37

CARD/COLUMN	VAR No	TITLE	CODES	MARGINALS
4/10	Q23B2	Should allow racists to teach in schools	1 Yes 2 No 8 Don't know 9 Not answered	1083 2639 222 11
4/11-13	Q24A	(Scale) nuclear weapons respondent's view	See Appendix page h (i)	h (ii)
4/14-16	Q24B	(Scale) nuclear weapons: Conservative party view	See Appendix page h (i)	h (ii)
4/17-19	Q24C	(Scale) nuclear weapons: Labour party view	See Appendix page h (i)	h (ii)
4/20-22	Q24D	(Scale) nuclear weapons: Alliance view	See Appendix page h (i)	h (ii)
4/23	Q25A	Conservative government handled Falklands well or not well	1 Very well 2 Fairly well 3 Not very well 4 Not at all well 7 Other answers 8 Don't know 9 Not answered	1701 1252 497 400 29 69 7
4/24	Q25B	Falklands handled better if Labour government	1 Better 2 Worse 3 Same 4 Mixed views 8 Don't know 9 Not answered	617 1703 1216 171 239 9
4/25	Q25C	Deciding to vote Falklands issue important	1 Extremely important 2 Quite important 3 Not very important 7 Other answers	437 1159 2306 6
		27		38

CARD/COLUMN	VAR No	TITLE	CODES	MARGINALS
4/25	Q25C	Continued	9 Not answered	47
4/26	Q26A	Britain safer or less safe place with siting of US nuclear missiles	1 Safer 2 Less safe 3 Don't know 4 Doesn't matter either way 9 Not answered	1475 1909 510 53 8
4/27	Q26B	Britain safer or less safe place with own nuclear weapons	1 Safer 2 Less safe 3 Don't know 4 Doesn't matter either way 9 Not answered	2410 1108 392 35 10
4/28	Q27A	Government should or should not remove troops from N. Ireland immediately	1 Should 2 Doesn't matter 3 Should not 7 Other answers 8 Don't know 9 Not answered	1736 104 1776 - 331 8
4/29	Q27B	Government should or should not negotiate with Argentina over Falklands	1 Should 2 Doesn't matter 3 Should not 7 Other answers 8 Don't know 9 Not answered	2289 99 1343 2 214 8
4/30	Q27C	Government should or should not spend less on defence	1 Should 2 Doesn't matter 3 Should not 7 Other answers 8 Don't know 9 Not answered	1420 99 2222 3 203 8
		28		39

CARD/COLUMN	VAR No	TITLE	CODES	MARGINALS
4/31-33	Q28A	(Scale) inflation or enemployment top priority: respondent's views	See Appendix page 1	
4/34-36	Q28B	(Scale) inflation or enemployment top priority: Conservative party view	See Appendix page 1	
4/37-39	Q28C	(Scale) inflation or enemployment top priority: Labour party view	See Appendix page 1	
4/40-42	Q28D	(Scale) inflation or enemployment top priority: Alliance party view	See Appendix page 1	
4/43	Q29A	Conservative government handled inflation well or not well over last four years	1 Very well 2 Fairly well 3 Not very well 4 Not at all well 8 Don't know 9 Not answered	1378 1711 542 245 68 11
4/44	Q29B	Conservative government handled unemployment well or not well over last four years	1 Very well 2 Fairly well 3 Not very well 4 Not at all well 7 Other answers 8 Don't know 9 Not answered	96 938 1503 1326 2 77 13
4/45	Q29C	Inflation or unemployment threatens own family most	1 Inflation 2 Unemployment 3 Both/equally 8 Don't know 9 Not answered	2016 1771 26 114 28
				40

RD/COLUMN	VAR No	TITLE	CODES	MARGINALS
4/46	Q30A	Agree/disagree if unemployed, own fault	1 Agree 2 Not sure 3 Disagree 9 Not answered	219 316 3408 12
4/47	Q30B	Agree/disagree government firm on wages/salaries	1 Agree 2 Not sure 3 Disagree 9 Not answered	2504 398 1038 15
4/48	Q30C	Agree/disagree government's fault unemployment high	1 Agree 2 Not sure 3 Disagree 9 Not answered	1636 364 1942 13
4/49	Q30D	Agree/disagree government should create jobs	1 Agree 2 Not sure 3 Disagree 9 Not answered	2900 316 725 14
4/50	Q30E	Agree/disagree TU leaders cause unemployment	1 Agree 2 Not sure 3 Disagree 9 Not answered	1850 543 1547 15
4/51	Q30F	Agree/disagree unemployment has helped GB to compete	1 Agree 2 Not sure 3 Disagree 9 Not answered	1414 989 1530 22
4/52-54	Q31A	(Scale) taxation and the health and social services: respondent's view	See Appendix page j	

CARD/COLUMN	VAR No	TITLE	CODES	MARGINALS
4/55-57	Q31B	(Scale) taxation and the health and social services. Conservative party view	See Appendix page j	
4/58-60	Q31C	(Scale) taxation and the health and social services Labour party view	See Appendix page j	
4/61-63	Q31D	(Scale) taxation and the health and social services Alliance view	See Appendix page j	
4/64	Q32A	Conservative government successful or unsuccessful keeping taxes down over last four years	1 Very successful 2 Fairly successful 3 Fairly unsuccessful 4 Very unsuccessful 8 Don't know 9 Not answered	370 2087 898 360 225 15
4/65	Q32B	Conservative government successful or unsuccessful in improving own standard of living over last four years	1 Very successful 2 Fairly successful 3 Fairly unsuccessful 4 Very unsuccessful 8 Don't know 9 Not answered	182 1424 1302 701 305 41
4/66-67	Q33A	Party most likely to improve own standard of living over next three or four years	0 None 1 Conservative 2 Labour 3 Alliance 4 Liberal 5 Social Democratic 6 SNP 7 Plaid Cymru 8 Ecology party 9 National Front	231 1681 1016 374 192 47 13 2 1 1
			31	42

WARD/COLUMN	VAR No	TITLE	CODES	MARGINALS
4/66-67	Q33A	Continued	10 Communist party 97 Other party 98 Don't know 99 Not answered	- 4 378 14
4/68-69	Q33B	Party most likely to improve own standard of living over next ten years	0 None 1 Conservative 2 Labour 3 Alliance 4 Liberal 5 Social Democratic 6 SNP 7 Plaid Cymru 8 Ecology party 9 National Front 10 Communist party 97 Other answers 98 Don't know 99 Not answered	150 1477 902 392 179 53 13 2 1 1 2 6 761 16
4/70	Q34A	Agree/disagree: high tax makes people work less hard	1 Agree 2 Not sure 3 Disagree 9 Not answered	2761 304 875 15
4/71	Q34B	Agree/disagree: income and wealth redistributed	1 Agree 2 Not sure 3 Disagree 9 Not answered	1886 594 1451 24
4/72	Q34C	Agree/disagree: too many rely on government handouts	1 Agree 2 Not sure 3 Disagree 9 Not answered	2677 343 920 15
			32	43

CARD/COLUMN	VAR No	TITLE	CODES	MARGINALS
4/73	Q35A	Government should or should not: abolish private education	1 Should 2 Doesn't matter 3 Should not 7 Other answers 8 Don't know 9 Not answered	632 569 2565 1 148 13
4/74	Q35B	Government should or should not: spend too end poverty	1 Should 2 Doesn't matter 3 Should not 7 Other answers 8 Don't know 9 Not answered	3181 113 413 - 225 23
4/75	Q35C	Government should or should not: increase standard of living of pensioners	1 Should 2 Doesn't matter 3 Should not 7 Other answers 8 Don't know 9 Not answered	3176 122 501 1 141 14
4/76	Q35D	Government should or should not: promote private medicine	1 Should 2 Doesn't matter 3 Should not 7 Other answers 8 Don't know 9 Not answered	1436 311 1872 - 319 17
4/77	Q35E	Government should or should not: spend more on NHS	1 Should 2 Doesn't matter 3 Should not 7 Other answers 8 Don't know 9 Not answered	3352 66 390 - 130 17
5/1-4	ID5	Serial Number	001-6000	

CARD/COLUMN	VAR No	TITLE	CODES	MARGINALS
5/5-6	RECORD5	Card Number	5	
5/7-9	Q36A	(Scale nationalise or denationalise respondent's view	See Appendix page k	
5/10-12	Q36B	(Scale nationalise or denationalise: Conservative party view	See Appendix page k	
5/13-15	Q36C	(Scale nationalise or denationalise: Labour party view	See Appendix page k	
5/16-18	Q36D	(Scale nationalise or denationalise: Alliance view	See Appendix page k	
5/19	Q37	(Non-scale) respondent's view should nationalise or denationalise	1 Lot more industries should be nationalised 2 Few more industries should be nationalised 3 No more industries should be nationalised 4 Some currently nationalised industries should be privatised 8 Can't choose/don't know 9 Not answered	247 373 1384 1482 451 18
5/20	Q38A	Trade union power	1 Too much power 2 Not too much power 8 Don't know 9 Not answered	2771 984 177 23
5/21	Q38B	Big business power	1 Too much power 2 Not too much power 8 Some but not all/don't know 9 Not answered	2363 1093 460 39
				34
				45

CARD/COLUMN	VAR No	TITLE	CODES	MARGINALS
5/22	Q39	Conservative government handled strikes well or not well over last four years	1 Very well 2 Fairly well 3 Not very well 4 Not at all well 8 Don't know 9 Not answered	870 1935 747 278 103 22
5/23	Q40A	Government should or should not introduce stricter laws to regulate trade unions	1 Should 2 Doesn't matter 3 Should not 8 Don't know 9 Not answered	2229 225 1212 275 14
5/24	Q40B	Government should or should not give workers more say	1 Should 2 Doesn't matter 3 Should not 8 Don't know 9 Not answered	2672 137 912 217 17
5/25	Q40C	Government should or should not allow private industry to keep more of its profits	1 Should 2 Doesn't matter 3 Should not 8 Don't know 9 Not answered	2203 159 1107 468 18
5/26	Q40D	Government should or should not help local economies	1 Should 2 Doesn't matter 3 Should not 8 Don't know 9 Not answered	2982 246 496 213 18
5/27-29	Q41A	(Scale) law and order: respondent's view	See Appendix page L	
		35		46

CARD/COLUMN	VAR No	TITLE	CODES	MARGINALS
5/30-32	Q41B	(Scale) law and order. Conservative party view	See Appendix page L	
5/33-35	Q41C	(Scale) law and order. Labour party view	See Appendix page L	
5/36-38	Q41D	(Scale) law and order. Alliance view	See Appendix page L	
5/39	Q42A	Agree/disagree: to cut crime, cut unemployment	1 Agree 2 Not sure 3 Disagree 9 Not answered	2654 366 901 34
5/40	Q42B	Agree/disagree: police should be given more power	1 Agree 2 Not sure 3 Disagree 9 Not answered	1802 336 1795 22
5/41	Q42C	Agree/disagree bring back death penalty	1 Agree 2 Not sure 3 Disagree 9 Not answered	2221 419 1294 21
5/42	Q42D	Agree/disagree prisons should reform rather than punish	1 Agree 2 Not sure 3 Disagree 9 Not answered	2201 493 1232 29
5/43	Q42E	Agree/disagree. need stiffer sentences	1 Agree 2 Not sure 3 Disagree 9 Not answered	3021 560 348 26
		36		47

CARD/COLUMN	VAR No	TITLE	CODES	MARGINALS
5/51	Q45D	Gone too far: government spending on education	See Appendix page n (1)	n (11)
5/52	Q45E	Gone too far: building nuclear power stations	See Appendix page n (1)	n (11)
5/53	Q45F	Gone too far: right to have demonstrations and protest marches	See Appendix page n (1)	n (11)
5/54	Q45G	Gone too far: equal opportunities for blacks and Asian in Britain	See Appendix page n (1)	n (11)
5/55	Q45H	Gone too far: sale of council houses to tenants	See Appendix page n (1)	n (11)
5/56	Q45I	Gone too far: comprehensive school movement	See Appendix page n (1)	n (11)
5/57	Q45J	Gone too far: cutting immigration from the Commonwealth	See Appendix page n (1)	n (11)
5/58	Q45K	Gone too far: government support for public transport	See Appendix page n (1)	n (11)
5/59	Q45L	Gone too far: abortion on NHS	See Appendix page m	
5/60-62	Q46A	(Scale) left/right: Conservative party position	See Appendix page m	
5/63-65	Q46B	(Scale) left/right: Labour party position	See Appendix page m	

CARD/COLUMN	VAR No	TITLE	CODES	MARGINALS
5/66-68	Q46C	(Scale) left/right Liberal party position	See Appendix page m	
5/69-71	Q46D	(Scale) left/right. Social Democratic party position	See Appendix page m	
5/72-74	Q46E	(Scale) [Scotland] left/right: SNP position	See Appendix page m	
5/75-77	Q46F	(Scale) [Wales] left/right. Plaid Cymru position	See Appendix page m	
5/78-80	Q46G	(Scale) left/right respondent's position 1983	See Appendix page m	
6/1-4	ID6	Serial Number	001-6000	
6/5-6	RECORD6	Card Number	6	
6/7-9	Q46H	(Scale) left/right. respondent's position 1979 election	See Appendix page m	
6/10-12	Q46I	(Scale) left/right Conservative party position under Heath	See Appendix page m	
6/13-15	Q46J	(Scale) left/right: Labour party position under Callaghan	See Appendix page m	

CARD/COLUMN	VAR No	TITLE	CODES	MARGINALS
6/16-17	Q47A	Party father voted for when respondent young	0 Did not vote 1 Conservative 2 Labour 4 Liberal 6 SNP 7 Plaid Cymru 9 National Front 10 Communist party 94 Not applicable 95 Refused to disclose voting 96 Varied 97 Other party 98 Can't remeber/don't know 99 Not answered	47 977 1811 275 13 2 2 6 109 42 38 9 617 7
6/18-19	Q47B	Party mother voted for when respondent young	0 Did not vote 1 Conservative 2 Labour 4 Liberal 6 SNP 7 Plaid Cymru 9 National Front 10 Communist party 94 Not applicable 95 Refused to disclose voting 96 Varied 97 Other party 98 Can't remeber/don't know 99 Not answered	136 1057 1661 303 8 1 - 2 108 42 40 8 574 15
6/20	Q48	No details of father's job	0 Details obtained 1 No reason specified 2 Father deceased 3 Not living with family 4 Didn't know father 5 Permanently sick 6 Retired 7 Can't remember 8 Other answers 9 Not answered/refused	3555 17 210 41 16 42 7 24 27 16

ROW/COLUMN	VAR No	TITLE	CODES	MARGINALS
6/21-25	Q48A1	Father's occupation group (1980 scheme)	0 Skipped 5 digit code (1980 scheme)	400
6/26-27	Q48A2	Father's employment status	0.000 Skipped 1 Self-employed with employees in large establishment 2 Self-employed with employees in small establishment 3 Self-employed with no employees 4 Self-employed, no details about establishment 5 Employee: manager in large establishment 6 Employee: manager in small establishment 7 Employee: manager, no details about establishment 8 Employee: foremen 9 All other employees 10 Employee: no status details 11 No information on employment status	400 28 311 180 24 174 119 30 297 2338 38 16
6/28-30	Q48A3	Father's socio-economic group (1980 scheme) (see note III)	0.0 Skipped 1.1 Large employers 1.2 Large managers 2.1 Small employers 2.2 Small managers 3.0 Professional: self-employed 4.0 Professional: employees 5.1 Ancillary workers 5.2 Non-manual foremen 6.0 Junior non-manual 7.0 Personal service 8.0 Foremen and supervisors manual 9.0 Skilled manual 10.0 Semi-skilled manual 11.0 Unskilled manual 12.0 Own account workers 13.0 Farmers: employers and managers	400 20 154 216 119 38 92 96 45 208 23 219 1131 408 220 121 72
			41	52

RD/COLUMN	VAR No	TITLE	CODES	MARGINALS
6/28-30	Q48A3	Continued	14.0 Farmers: own account 15.0 Agricultural workers 16.0 Armed forces 17.0 Inadequately described occupations	39 90 85 159
6/31-32	Q48A4	Father's social class (1980 scheme) (see note III)	0.0 Skipped 1 Class I 2 Class II 3.1 Class III non-manual 3.2 Class III manual 4 Class IV 5 Class V 8 Armed forces 9 Unclassifiable	400 130 621 296 1540 533 229 85 121
6/33	Q48A5	Father: manual or non-manual (1980 scheme) (see note III)	0 Skipped 1 Non-manual 2 Manual 8 Armed forces 9 Inadequate information	400 1042 2334 85 94
6/34-36	Q48A6	Father's occupation group (1970 scheme) (see note III)	0 Skipped 3 digit code (1970 scheme)	400
6/37-39	Q48A7	Father's socio-economic group (1970 scheme) (see note III)	0.0 Skipped 1.1 Large employers 1.2 Large managers 2.1 Small employers 2.2 Small managers 3.0 Professional: self-employed 4.0 Professional employees 5.1 Ancillary workers 5.2 Non-manual foremen 6.0 Junior non-manual 7.0 Personal service 8.0 Foremen and supervisors manual 9.0 Skilled manual 10.0 Semi-skilled manual 11.0 Unskilled manual	400 20 149 218 119 38 91 84 42 236 24 215 1155 376 207

RD/COLUMN	VAR No	TITLE	CODES	MARGINALS
6/37-39	Q48A7	Continued	12.0 Own account workers 13.0 Farmers employers and managers 14.0 Farmers: own account 15.0 Agricultural workers 16.0 Armed forces 17.0 Inadequately described occupations	123 79 42 84 84 169
6/40-41	Q48A8	Father's social class (1970 scheme)	0.0 Skipped 1.0 Class I 2.0 Class II 3.1 Class III manual 3.2 Class III non-manual 4.0 Class IV 5.0 Class V 8.0 Armed forces 9.0 Unclassifiable	400 133 612 257 1570 543 217 84 139
6/42	Q48A9	Father manual or non-manual (1970 scheme)	0 Skipped 1 Non-manual 2 Manual 8 Armed forces 9 Inadequate information	400 944 2433 84 94
6/43-44	Q48F	Father: Industry code (1980 scheme) (see note III)	-1 Skipped 2 digit entry (1980 scheme)	400
6/45-48	Q48D	Number of people father supervised	4 digit entry (or) 0 Not a supervisor 9997 9997+ people 9998 Don't know 9999 Not answered -99 Skipped	1911 1 400 53 400
6/49	Q48E	Father an employee or self employed	0 Skipped 1 An employee 2 Self-employed 8 Don't know 9 Not answered	400 2976 555 5 19
				51

VAR/COLUMN	VAR No	TITLE	CODES	MARGINALS
6/50	Q48G	Number of employees at father's work place	0 Skipped 1 Fewer than 10 2 10-24 3 24+ 8 Don't know 9 Not answered	400 746 328 2299 123 59
6/51	Q49A	Respondent's class: self-assigned	1 Yes, middle class 2 Yes, working class 3 Yes, other 4 No 8 Don't know 9 Not answered	784 1279 93 1712 80 7
6/52	Q49B	(If no self-assigned class) middle class/working class choice	0 Refused 1 Middle class 2 Working class 7 Skipped 8 Don't know 9 Not answered	55 553 1030 2070 196 51
6/53	Q50A	Thinks household income above/below average	1 Far below average 2 Below average 3 Average 4 Above average 5 Far above average 8 Don't know 9 Not answered	240 937 1959 680 56 75 8
6/54	Q50B	Thinks household income greater than/less than prices, last year	1 Fallen behind prices 2 Keep up with prices 3 Gone up by more than prices 8 Don't know 9 Not answered	1930 1585 327 97 16
		44		55

CARD/COLUMN	VAR No	TITLE	CODES	MARGINALS
6/55	Q50C	Expect household income greater than/less than prices, year ahead	1 Fallen behind prices 2 Keep up with prices 3 Gone up by more than prices 8 Don't know 9 Not answered	1714 1607 317 287 30
6/56	Q51A	Number of cars/vans household owns/uses	1 One 2 Two or more 3 None 9 Not answered	1859 914 1177 5
6/57	Q51B	Does household have private health insurance	1 Yes, through a group 2 Yes, individually 3 No 8 Don't know 9 Not answered	434 193 3252 47 29
6/58-59	Q52A	Respondent's economic activity, past seven days	1 In full-time education 2 On government training scheme 3 In paid work 4 Waiting to take up work 5 Unemployed: registered 6 Unemployed: not registered, looking 7 Unemployed: not looking 8 Permanently sick 9 Retired 10 Looking after home 11 Doing something else 99 Not answered	55 10 2188 21 183 36 26 87 601 719 25 4
6/60	Q25B	(If on government training scheme/unemployed/retired/permanently sick, etc, and not in full-time education) when respondent's last paid job	0 Skipped 2 During last 12 months 2 Over 1-5 years ago 3 Over 5-10 years ago	2268 212 510 316
		45		56

RD/COLUMN	VAR No	TITLE	CODES	MARGINALS
6/60	Q25B	Continued	4 Over 10-20 years ago 5 Over 20 years ago 6 Never had paid job 9 Not answered	313 225 99 12
6/61	Q52C	(If in work/have ever worked/ waiting for a job) respondent member of trade union	0 Skipped 1 Yes, now 2 Yes, used to be 3 No 9 Not answered	170 1050 1058 1659 18
6/62-66	Q53A1	(If in work/have ever worked/ waiting for a job) respondent's occupation group (1980 scheme) (see note III)	0.000 Skipped 5 digit code (1980 scheme)	170
6/67-68	Q53A2	(If worked/have ever worked/ waiting for a job) respondent's employment status	0 Skipped 1 Self employed with employees in large establishment 2 Self employed with employees in a small establishment 3 Self employed with no employees 4 Self employed, no details about establishment 5 Employee: manager in large establishment 6 Employee: manager in small establishment 7 Employee: manager, no details about establishment 8 Employee: foreman 9 All other employees 10 Employee: no status details 11 No information on employment status	170 9 152 117 12 181 143 6 253 2885 5 22

RD/COLUMN	VAR No	TITLE	CODES	MARGINALS
6/69-71	Q53A3	(If in work/have ever worked/ waiting for a job) respondent's socio-economic group (1980 scheme) (see note III)	0.0 Skipped 1.1 Large employers 1.2 Large managers 2.1 Small employers 2.2 Small managers 3.0 Professional: self-employed 4.0 Professional employees 5.1 Ancillary workers 5.2 Non-manual foremen 6.0 Junior non-manual 7.0 Personal service 8.0 Foremen and supervisors manual 9.0 Skilled manual 10.0 Semi-skilled manual 11.0 Unskilled manual 12.0 Own account workers 13.0 Farmers: employers and managers 14.0 Farmers: own account 15.0 Agricultural workers 16.0 Armed forces 17.0 Inadequately described occupations	170 8 172 117 143 25 87 395 74 857 281 119 539 511 240 92 12 9 35 11 58
6/72-73	Q53A4	(If in work/have ever worked/ waiting for a job) respondent's social class (1980 scheme) (see note III)	0.0 Skipped 1.0 Class I 2.0 Class II 3.1 Class III non-manual 3.2 Class III manual 4.0 Class IV 5.0 Class V 8.0 Armed forces 9.0 Unclassifiable	170 113 810 947 842 774 248 11 40
6/74	Q53A5	(If in work/have ever worked/ waiting for a job) respondent manual or non-manual (1980 scheme) (see note III)	0 Skipped 1 Non-manual 2 Manual 8 Armed forces 9 Inadequate information	170 1896 1845 11 33
		47		58

RD/COLUMN	VAR No	TITLE	CODES	MARGINALS
6/75-77	Q53A6	(If in work/have ever worked/ waiting for a job) respondent's occupation group (1970 scheme) (see note III)	0 Skipped 3 digit code (1970 scheme)	170
6/78-80	Q53A7	(If in work/have ever worked/ waiting for a job) respondent's socio-economic group (1970 scheme) (see note III)	0.0 Skipped 1.1 Large employers 1.2 Large managers 2.1 Small employers 2.2 Small managers 3.0 Professional: self-employed 4.0 Professional: employees 5.1 Ancillary workers 5.2 Non-manual foremen 6.0 Junior non-manual 7.0 Personal service 8.0 Foremen and supervisors manual 9.0 Skilled manual 10.0 Semi-skilled manual 11.0 Unskilled manual 12.0 Own account workers 13.0 Farmers: employers and managers 14.0 Farmers: own account 15.0 Agricultural workers 16.0 Armed forces 17.0 Inadequately described occupations	170 8 165 115 141 26 103 378 79 899 265 114 563 445 248 93 17 9 36 9 72
7/1-4	ID7	Serial Number	001-6000	
7/5-6	RECORD7	Card Number	7	
7/7-8	Q53A8	(If in work/have ever worked/ waiting for a job) respondent's social class (1970 scheme) (see note III)	0.0 Skipped 1.0 Class I 2.0 Class II 3.1 Class III manual 3.2 Class III non-manual 4.0 Class IV	170 131 785 933 853 763
		48		59

CARD/COLUMN	VAR No	TITLE	CODES	MARGINALS
7/7-8	Q53A8	Continued	5.0 Class V 8.0 Armed forces 9.0 Unclassifiable	254 9 57
7/9	Q53A9	(If in work/have ever worked/ waiting for a job) respondent's manual or non-manual (1970 scheme) (see note III)	0 Skipped 1 Non-manual 2 Manual 8 Armed forces 9 Inadequate information	170 2094 1649 9 33
7/10-11	Q53G	(If in work/have ever worked/ waiting for a job) Respondent: industry class (1980 scheme) (see note III)	-1 Skipped 2 digit entry (1980 scheme)	170
7/12-15	Q53D	(If in work/have ever worked/ waiting for a job) number of people respondent supervises	4 digit entry (or) 0 Not a supervisor 9997 9997+ people 9999 Not answered -99 Skipped	2435 - 60 170
7/16	Q53E	(If in work/have ever worked/ waiting for a job) respondent an employee or self-employed	0 Skipped 1 An employee 2 Self-employed 9 Not answered	170 3458 306 21
7/17	Q53F	(If respondent an employee) private firm or not	0 Skipped 1 A private firm 2 A nationalised industry 3 Local/central government 4 A charity 5 Other non-commercial organisation 7 Other answers 9 Not answered	497 2140 398 865 30 12 9 4
		49		60

RD/COLUMN	VAR No	TITLE	CODES	MARGINALS
7/18	Q53H	(If in work/have ever worked/ waiting for a job) number of employees at respondent's workplace	0 Skipped 1 Under 10 2 10-24 3 25-99 4 100-499 5 500 or more 8 Don't know 9 Not answered	170 895 537 745 841 716 24 27
7/19	Q53I	(If in work/have ever worked/ waiting for a job) respondent's job full-time or part-time	0 Skipped 1 Full-time, 30+ hrs 2 Part-time, 10-29 hrs 9 Not answered	170 2992 703 90
7/20	Q54A	Respondent's marital status	1 Married (or living as) 2 Widowed 3 Divorced/separated 4 Single 9 Not answered	2755 323 182 693 2
7/21-22	Q54B	(If married) spouse's economic activity, past seven days	0 Skipped 1 In full-time education 2 On government training scheme 3 In paid work 4 Waiting to take up work 5 Unemployed: registered 6 Unemployed. not registered, looking 7 Unemployed: not looking 8 Permanently sick 9 Retired 10 Looking after home 11 Doing something else 99 Not answered	1200 3 3 1656 4 84 24 9 72 341 543 14 2
		50		61

ROW/COLUMN	VAR No	TITLE	CODES	MARGINALS
7/23	Q54C	(If on government training scheme/unemployed/retired/permanently sick, etc, and not in full-time education) when spouse's last paid job	0 Skipped 2 During last 12 months 2 Over 1-5 years ago 3 Over 5-10 years ago 4 Over 10-20 years ago 5 Over 20 years ago 6 Never had paid job 9 Not answered	2865 129 337 215 176 136 89 8
7/24	Q54D	(If in work/have ever worked/waiting for a job) spouse member of trade union	0 Skipped 1 Yes, now 2 Yes, used to be 3 No 4 Don't know 9 Not answered	1302 734 640 1169 90 20
7/25-29	Q55A1	(If in work/have ever worked/waiting for a job) spouse's occupation group (1980 scheme) (see note III)	0.000 Skipped 5 digit code (1980 scheme)	1302
7/30-31	Q55A2	(If in work/have ever worked/waiting for a job) spouse's employment status	0 Skipped 1 Self-employed with employees in large establishment 2 Self-employed with employees in a small establishment 3 Self-employed with no employees 4 Self-employed, no details about establishment 5 Employee: manager in large establishment 6 Employee: manager in small establishment 7 Employee: manager, no details about establishment 8 Employee: foremen	1302 8 102 114 8 114 109 9 185
		51		62

RD/COLUMN	VAR No	TITLE	CODES	MARGINALS
7/30-31	Q55A2	Continued	9 All other employees 10 Employee: no status details 11 No information on employment status	1972 5 27
7/32-34	Q55A3	(If in work/have ever worked/ waiting for a job) spouse's socio-economic group (1980 scheme) (see note III)	0.0 Skipped 1.1 Large employers 1.2 Large managers 2.1 Small employers 2.2 Small managers 3.0 Professional: self-employed 4.0 Professional. employees 5.1 Ancillary workers 5.2 Non-manual foremen 6.0 Junior non-manual 7.0 Personal service 8.0 Foremen and supervisors manual 9.0 Skilled manual 10.0 Semi-skilled manual 11.0 Unskilled manual 12.0 Own account workers 13.0 Farmers: employers and managers 14.0 Farmers: own account 15.0 Agricultural workers 16.0 Armed forces 17.0 Inadequately described occupations	1302 6 110 83 107 15 81 266 50 565 174 91 437 324 133 95 6 6 24 12 68
7/35-36	Q55A4	(If in work/have ever worked/ waiting for a job) spouse's social class (1980 scheme) (see note III)	0.0 Skipped 1.0 Class I 2.0 Class II 3.1 Class III non-manual 3.2 Class III manual 4.0 Class IV 5.0 Class V 8.0 Armed forces 9.0 Unclassifiable	1302 96 557 632 671 497 136 12 52
		52		63

CARD/COLUMN	VAR No	TITLE	CODES	MARGINALS
7/37	Q55A5	(If in work/have ever worked/ waiting for a job) spouse manual or non-manual (1980 scheme) (see note III)	0 Skipped 1 Non-manual 2 Manual 8 Armed forces 9 Inadequate information	1302 1307 1286 12 48
7/38-40	Q55A6	(If in work/have ever worked/ waiting for a job) spouse's occupation group (1970 scheme) (see note III)	0 Skipped 3 digit code (1970 scheme)	1302
7/41-43	Q55A7	(If in work/have ever worked/ waiting for a job) spouse's socio-economic group (1970 scheme) (see note III)	0.0 Skipped 1.1 Large employers 1.2 Large managers 2.1 Small employers 2.2 Small managers 3.0 Professional self-employed 4.0 Professional: employees 5.1 Ancillary workers 5.2 Non-manual foremen 6.0 Junior non-manual 7.0 Personal service 8.0 Foremen and supervisors manual 9.0 Skilled manual 10.0 Semi-skilled manual 11.0 Unskilled manual 12.0 Own account workers 13.0 Farmers: employers and managers 14.0 Farmers: own account 15.0 Agricultural workers 16.0 Armed forces 17.0 Inadequately described occupations	1302 6 103 82 110 16 95 252 49 588 168 92 441 302 132 95 9 8 22 11 72
7/44-45	Q55A8	(If in work/have ever worked/ waiting for a job) spouse's social class (1970 scheme) (see note III)	0.0 Skipped 1.0 Class I	1302 112

RD/COLUMN	VAR No	TITLE	CODES	MARGINALS
7/44-45	Q55A8	Continued	2.0 Class II 3.1 Class III non-manual 3.2 Class III manual 4.0 Class IV 5.0 Class V 8.0 Armed forces 9.0 Unclassifiable	535 614 672 509 135 11 65
7/46	Q55A9	(If in work/have ever worked/ waiting for a job) spouse manual or non-manual (1970 scheme) (see note III)	0 Skipped 1 Non-manual 2 Manual 8 Armed forces 9 Inadequate information	1302 1427 1167 11 48
7/47-48	Q55G	(If in work/have ever worked/ waiting for a job) spouse: industry class (1980 scheme) (see note III)	-1 Skipped 2 digit entry (1980 scheme)	1302
7/49-52	Q55D	(If in work/have ever worked/ waiting for a job) number of people spouse supervises	0 Not a supervisor 9997 9997+ people 9998 Don't know 9999 Not answered -99 Skipped	1704 - 78 52 1302
7/53	Q55E	(If in work/have ever worked/ waiting for a job) spouse an employee or self-employed	4 digit entry (or) 0 Skipped 1 An employee 2 Self-employed 9 Not answered	1302 2381 244 28
7/54	Q55F	(If spouse an employee) private firm or not	0 Skipped 1 A private firm 2 A nationalised industry 3 Local/central government	1574 1488 291 563

ROW/COLUMN	VAR No	TITLE	CODES	MARGINALS
7/54	Q55F	Continued	4 A charity 5 Other non-commercial organisation 7 Other answers 9 Not answered	12 8 11 8
7/55	Q55H	(If in work/have ever worked/ waiting for a job) number of employees at spouse's workplace	0 Skipped 1 Under 10 2 10-24 3 25-99 4 100-499 5 500 or more 8 Don't know 9 Not answered	1302 632 324 538 584 462 71 42
7/56	Q55I	(If in work/have ever worked/ waiting for a job) spouse's job full-time or part-time	0 Skipped 1 Full-time, 30+ hrs 2 Part-time, 10-29 hrs 9 Not answered	1302 2089 522 42
7/57-58	Q56	Respondent's age last birthday	2 digit entry (or) 99 Not answered	20
7/59	Q57AB	(If respondent is male under 70/female under 65 or is not in full-time education) if enemployed 13+ weeks, between 1978-83, one or more period of enemployment	0 No 1 Once 2 2 or more times 7 Skipped 8 Q57A not answered 9 Q57A and B not answered	2643 386 163 646 9 108
7/60-61	Q57C	(If respondent unemployed 13+ weeks between 1978-83) number or months	0 Skipped	3397
		55		66

ROW/COLUMN	VAR No	TITLE	CODES	MARGINALS
7/60-61	Q57C	Continued	99 Not answered	9 See page 0 in appendix
7/62	Q58A	(If respondent/spouse received benefits during last five years) child benefit (family allowance) received	1 Yes 0 No, etc, see "Note IV"	1513 2443
7/63	Q58B	(If respondent/spouse received benefits during last five years) maternity benefit or allowance received	2 Yes 0 No, etc; see "Note IV"	426 3529
7/64	Q58C	(If respondent/spouse received benefits during last five years) one-parent benefit received	3 Yes 0 No, etc, see "Note IV"	77 3878
7/65	Q58D	(If respondent/spouse received benefits during last five years) FIS received	4 Yes 0 No, etc; see "Note IV"	57 3898
7/66	Q58E	(If respondent/spouse received benefits during last five years) state retirement/widow's pension received	5 Yes 0 No, etc, see "Note IV"	802 3153
7/67	Q58F	(If respondent/spouse received benefits during last five years) supplementary pension received	6 Yes 0 No, etc, see "Note IV"	144 3811
		56		67

ROW/COLUMN	VAR No	TITLE	CODES	MARGINALS
7/68	Q58G	(If respondent/spouse received benefits during last five years) invalidity/disabled pension received	1 Yes 0 No, etc; see "Note IV"	191 3764
7/69	Q58H	(If respondent/spouse received benefits during last five years) attendance/invalidity care/mobility allowance received	2 Yes 0 No, etc; see "Note IV"	69 3886
7/70	Q58I	(If respondent/spouse received benefits during last five years) sickness or injury benefit received	3 Yes 0 No, etc, see "Note IV"	749 3206
7/71	Q58J	(If respondent/spouse received benefits during last five years) unemployment benefit received	4 Yes 0 No, etc; see "Note IV"	641 3314
7/72	Q58K	(If respondent/spouse received benefits during last five years) supplementary benefit received	5 Yes 0 No, etc; see "Note IV"	514 3441
7/73	Q58L	(If respondent/spouse received benefits during last five years) rent or rate rebate allowance received	6 Yes 0 No, etc, see "Note IV"	576 3379
7/74	Q58M	(If respondent/spouse received benefits during last five years) other benefits received	7 Yes 0 No, etc; see "Note IV"	11 3944
		57		68

CARD/COLUMN	VAR No	TITLE	CODES	MARGINALS
7/75	Q58N	No state benefits received by respondent/spouse during last five years	0 No benefits received 1 Benefits received 9 Not answered/don't know	749 3188 18
7/76	Q58O	(If respondent/spouse received benefits during last five years) other pension/superannuation received	1 Yes 0 No, etc; see "Note IV"	45 3910
7/77	Q58P	(If respondent/spouse received benefits during last five years) student grant received	1 Yes 0 No, etc; see "Note IV"	5 3950
7/78	-	Not used		
8/1-4	ID8	Serial Number	001-6000	
8/5-6	RECORD8	Card Number	8	
8/7-8	Q59A	Age respondent left school	2 digit entry (or) 0 No schooling 98 Still at school 99 Not answered	3 2 7
8/9	Q59B	(Unless no schooling) was school last attended by respondent in UK	0 Skipped 1 In the UK 2 Not in the UK 9 Not answered	3 3781 166 5
8/10-11	Q60A	(If UK) type of school respondent last attended	0 Skipped 1 Primary/elementary 2 Secondary modern	174 683 1088
		58		69

CARD/COLUMN	VAR No	TITLE	CODES	MARGINALS
8/10-11	Q60A	Continued	3 Technical 4 Grammar 5 Comprehensive 6 Direct grant 7 Grant or voluntary aided 8 Independent fee-paying 9 Junior secondary/higher elementary 10 Senior secondary 11 Convent/church school 12 Special school 97 Other school 99 Not mentioned	98 618 676 21 3 151 92 153 97 16 69 16
8/12	Q60B	(Unless primary school only or special school) entrance exam at that school	0 Skipped 1 Yes 2 No 3 Don't know/don't remember 9 Not answered	889 961 2001 29 75
8/13	Q60C	(If school was in UK) did family pay fees: primary or secondary school level	0 Skipped 1 Yes, primary level 2 Yes, secondary level 3 Yes, both 4 No, neither 8 Don't know/don't remember 9 Not answered	174 78 156 156 3371 1 6
8/14	Q61A	Did respondent have further education, and type received	1 No, never 2 Yes, in past - university/polytechnic 3 Yes, in past - other college 4 Yes, now - university/polytechnic 5 Yes, now - other college 6 Still at school 9 Not answered	2960 359 541 45 30 5 15
			59	70

ROW/COLUMN	VAR No	TITLE	CODES	MARGINALS
8/15	Q61B	(Unless still at school/ currently receiving further education) has/will respondent sent/send children to a fee- paying school	0 Skipped 1 Yes, in past 2 Yes, now 3 Yes, considering sending 4 No 5 Never had children 9 Not answered	95 196 68 160 2296 606 534
8/16-21	-	Not used		
8/22	Q62A	No qualification(s) obtained by respondent	0 No qualifications 1 Has qualifications 9 (ALL) Not answered	1821 2116 18
8/23	Q62B	British qualification obtained by respondent: CSE grade 2-5	1 Yes 0 No, etc, see "Note IV"	457 3498
8/24	Q62C	British qualification obtained by respondent: CSE grade 1/ GCE O level/Scottish lower/ school certificate	2 Yes 0 No, etc; see "Note IV"	1273 2682
8/25	Q62D	British qualification obtained by respondent: GCE A level/ Scottish higher	3 Yes 0 No, etc; see "Note IV"	473 3482
8/26	Q62E	British qualification obtained by respondent: degree	4 Yes 0 No, etc; see "Note IV"	187 3768
		60		71

RD/COLUMN	VAR No	TITLE	CODES	MARGINALS
8/27	Q62F	British qualification obtained by respondent: RSA or similar clerical commercial	5 Yes 0 No, etc; see "Note IV"	270 3685
8/28	Q62G	British qualification obtained by respondent: City and Guilds craft/ordinary level	6 Yes 0 No, etc; see "Note IV"	273 3682
8/29	Q62H	British qualification obtained by respondent: City and Guilds advanced/final level	7 Yes 0 No, etc, see "Note IV"	117 3838
8/30	Q62I	British qualification obtained by respondent: City and Guilds full technological	8 Yes 0 No, etc, see "Note IV"	57 3898
8/31	Q62J	British qualification obtained by respondent: ONC/OND/BEC or TEC ordinary/general	1 Yes 0 No, etc; see "Note IV"	115 3840
8/32	Q62K	British qualification obtained by respondent: HNC/HND/BEC or TEC higher level	2 Yes 0 No, etc, see "Note IV"	85 3870
8/33	Q62L	British qualification obtained by respondent: full apprenticeship qualification	3 Yes 0 No, etc; see "Note IV"	353 3602
8/34	Q62M	British qualification obtained by respondent: teachers training qualification	4 Yes 0 No, etc; see "Note IV"	137 3818
		61		72

RD/COLUMN	VAR No	TITLE	CODES	MARGINALS
8/35	Q62N	British qualification obtained by respondent: nursing qualification	5 Yes 0 No, etc; see "Note IV"	109 3846
8/36	Q62O	British qualification obtained by respondent: other professional qualification	6 Yes 0 No, etc; see "Note IV"	213 3742
8/37	Q62P	British qualification obtained by respondent: other diploma/certificate	7 Yes 0 No, etc; see "Note IV"	305 3650
8/38	Q62Q	Overseas qualification obtained by respondent: school leaving exam/certificate	1 Yes 0 No, etc; see "Note IV"	38 3917
8/39	Q62R	Overseas qualification obtained by respondent: degree	2 Yes 0 No, etc; see "Note IV"	24 3931
8/40	Q62S	Overseas qualification obtained by respondent: other (post-school) exam	3 Yes 0 No, etc; see "Note IV"	18 3937
8/41-42	Q63A	Respondent's religion	0 No religion 1 Xian: no denomination 2 Xian: Roman Catholic 3 Xian: Church of England/Wales, Anglian, Episcopal 4 Xian: Church of Scotland 5 Xian: Methodist 6 Xian: Baptist 7 Xian: URC, Congregational 8 Other Christian 9 Jehovah's Witness	1009 66 453 1767 223 185 61 41 71 11
				73
		62		

ROW/COLUMN	VAR No	TITLE	CODES	MARGINALS
8/41-42	Q63A	Continued	12 Jew 13 Hindu 14 Islam/Moslem 15 Sikh 16 Buddhist 97 Other non-Christian 99 Not answered	11 20 16 8 - 2 11
8/43	Q63B	(If religion) frequency of attending services or meetings	0 Never/practically never 1 Once a week or more 2 Several times a month 3 At least once a month 4 Several times a year 5 At least once a year 6 Less often than once a year 7 Varies/don't know 8 Skipped 9 Not answered	1089 475 114 176 424 283 290 74 1020 10
8/44	Q64A	Respondent's ethnic origin	1 White/European 2 Indian/E African Asian/ Pakistani/Bangladeshi/ Sri Lankan 3 Black African/West Indian 4 Other (including Chinese) 9 Not answered	3855 51 33 10 6
8/45	Q64B	Respondent's sex	1 Male 2 Female	1871 2084
8/46-47	Q65AB	Household housing tenure	1 Institution 2 Owns house 3 Owns flat/maisonette 4 Rents house from local authority 5 Rents flat from local authority 6 Rents from housing association 7 Rents from private landlord 97 Rents from 'other'	21 2463 111 775 251 58 184 78
		63		74

RD/COLUMN	VAR No	TITLE	CODES	MARGINALS
8/46-47	Q65AB	Continued	98 "If private household, own/rent?" (Q65B) not answered 99 "Private household?" (Q65A) and "if private household, own/rent?" (Q65B) not answered	11 3
8/48	Q65C	(If household owns) has been a local authority tenant	0 Skipped 1 Yes 2 No 9 Not answered	1381 477 2091 6
8/49	Q65D	(If "yes" at Q65C) was household local authority tenant prior to buying	0 Skipped 1 Yes 2 No 9 Not answered	3478 161 301 15
8/50	Q65E	(If household rents from local authority) will household try to buy in next five years	0 Skipped 1 Very likely 2 Quite likely 3 Not likely 4 Definitely not 5 Negotiations already started 8 Don't know 9 Not answered	2929 44 72 199 673 8 27 3
8/51-52	Q65F	(If private household) number in household	2 digit entry (or) 0 Skipped 99 Not answered	See page 0 in appendix 24 9
8/53-54	Q65G	(If private household) number in household aged 15 or under	1 digit entry (or) 9 Not answered -1 Skipped	See page 0 in appendix 57 24
		64		75

RD/COLUMN	VAR No	TITLE	CODES	MARGINALS
8/55	Q65H	(If private household) who owns/rents	0 Skipped 1 Respondent and or spouse 2 Parent or parent-in-law 3 Respondent jointly with someone else 4 Other relative(s) only 5 Other non-relative(s) only 7 Other 8 Don't know 9 Not answered	24 3228 505 34 51 22 23 3 65
8/56-57	Q66A	Respondent member of any political party	0 No 1 Conservative 2 Labour 4 Liberal 5 Social Democratic 6 SNP 7 Plaid Cymru 8 Ecology party 9 National Front 10 Communist party 96 Refused to disclose 97 Other party 99 Not answered	3673 157 75 24 12 2 1 - - 3 3 3 2
8/58	Q66B	(If labour party member) through trade union or as an individual	0 Skipped 1 As individual 2 Through trade union	3880 51 24
8/59	Q67AB	Has respondent access to telephone	1 Yes, own phone 2 Yes, in building 3 Yes, at work 4 No 8 "Access to phone in this building?" (Q67B) not answered 9 "Own phone?" and "access to phone in this building?" (Q67A and B) not answered	3206 30 20 555 123 21
65				76

WARD/COLUMN	VAR No	TITLE	CODES	MARGINALS
8/60	Q67C	(If access to telephone) telephone number given	0 Skipped 1 Yes 2 No (refused) 9 Not answered	699 2976 210 70
8/61	Q68	Respondent willing to participate in next general election survey	1 Yes, willing 2 No, not willing 9 Not answered	3518 386 51
8/62-64	LENGTH	Duration of interview: minutes	3 digit code (or) 999 Not answered	See page 1 in appendix
8/65-66	DATE 1	Day of interview	2 digit code (or) 99 Not answered	See page 1 in appendix
8/67-68	DATE 2	Month of interview	2 digit entry: 07-10 (or) 99 Not answered	See page p in appendix
8/69	CENSUS1	1981 census ward code (1st Scottish digit)		See Note II
8/70-73	CENSUS2	1981 census ward code (English and Welsh 4 letter code or last 4 Scottish digits)		See Note II
8/74-75	REGION	Standard region (post - 1974 definitions)	0 Wales 1 North 2 North West 3 Yorks and Humber 4 West Midlands 5 East Midlands 6 East Anglia	212 229 513 371 386 288 141
			66	77

CARD/COLUMN	VAR No	TITLE	CODES	MARGINALS
8/74-75	REGION	Continued	7 South West 8 South East 9 Greater London 10 Scotland	285 708 420 402
8/76-79	WEIGHT	Region weight		See page q in appendix
		67		78

Card 1 columns 47-56

Why do you think the Conservative beat Labour in the general election

1/47-48 Q3A1 First reason mentioned
 1/49-50 Q3A2 Second reason mentioned
 1/51-52 Q3A3 Third reason mentioned
 1/53-54 Q3A4 Fourth reason mentioned
 1/55-56 Q3A5 Fifth reason mentioned

Value Labels:		<u>5</u>	<u>4</u>	<u>3</u>	<u>2</u>	<u>1</u>	<u>Total</u>	
							No	%
1	Conservative party united	3	6	31	61	102	203	5
2	Labour party divided	4	29	82	290	883	1288	33
3	Conservative party more competent/ good record	4	15	48	98	229	394	10
4	Conservative party more honest	2	5	12	35	56	110	3
5	Labour party unrealistic	4	10	39	99	127	279	7
6	Labour party (too) extreme - Benn not mentioned	10	24	42	145	192	413	10
7	Labour party (too) extreme - Benn mentioned	1	4	7	13	6	31	1
8	Other answers on party qualities	-	-	4	5	15	24	1
9	Thatcher	6	37	99	223	416	781	20
10	Foot	14	34	107	264	260	679	17
11	Other (named) Conservative mentioned	-	-	-	1	1	2	0
12	Other (named) Labourites mentioned (not Benn)	2	5	7	11	5	30	1
13	General policies or approach	1	19	74	201	310	605	15
14	Defence/disarmament	4	28	88	183	154	457	12
15	Unemployment	-	5	19	26	25	75	2
16	Inflation/the economy	6	28	44	86	56	220	6
17	Health/social services/public spending	-	2	6	11	3	22	1

Card 1 columns 47-56 (continued)

		<u>5</u>	<u>4</u>	<u>3</u>	<u>2</u>	<u>1</u>	<u>Total</u>	
Value Labels:							<u>No</u>	<u>%</u>
18	Nationalisation	2	5	19	19	7	52	1
19	Law and order	-	3	5	11	4	23	1
20	EEC	5	22	41	48	13	129	3
21	Falklands	8	24	87	138	168	425	11
22	Union/strikes	6	21	31	49	37	144	4
23	Other specific policies	2	11	23	30	27	93	2
24	Other answers about policies	1	1	3	3	4	12	0
25	Boundary changes	3	5	7	4	24	43	1
26	Alliance took Labour votes	3	11	37	49	59	159	4
27	The press, propaganda, party machine	2	15	29	66	117	229	6
28	Too early for change	4	8	27	76	93	208	5
29	Other answers on "the system"	1	1	5	4	10	21	1
30	English/southerners votes	-	1	4	10	33	48	1
31	Rich/employed people's votes	1	1	5	17	46	70	2
32	Young people's votes	-	1	4	8	24	37	1
33	Women's votes	2	3	4	14	18	41	1
34	Appeals to all groups/something for everyone	-	-	2	1	4	7	0
35	Appeal to other (specified) groups	1	3	5	19	24	52	1
97	Other answers	1	3	3	20	24	51	1
98	Don't know at all	-	-	-	-	371	371	9
99	Not answered	-	-	-	-	8	8	0
Blank (0) = (no further reason mentioned)		3852	3565	2905	1617	-		

Card 1 columns 57-66

Why do you think the SDP/Liberal Alliance didn't do better than they did?

1/57-58 Q3B1 First reason mentioned
 1/59-60 Q3B2 Second reason mentioned
 1/61-62 Q3B3 Third reason mentioned
 1/63-64 Q3B4 Fourth reason mentioned
 1/65-66 Q3B5 Fifth reason mentioned

Value Labels:		<u>5</u>	<u>4</u>	<u>3</u>	<u>2</u>	<u>1</u>	<u>Total</u>	
							<u>No</u>	<u>%</u>
1	Liberals or SDP better on their own	-	4	10	42	144	200	5
2	Alliance too different or divided	-	2	28	110	294	434	11
3	Alliance too new	1	6	29	151	850	1037	26
4	Alliance too weak	-	5	15	113	225	358	9
5	Other Alliance problems	-	1	3	16	35	55	1
6	Steel would have done better	-	5	13	48	57	123	3
7	Jenkins leadership	1	1	27	84	101	214	5
8	Couldn't decide leader	-	3	14	67	49	133	3
9	Other (named) leaders/personalities	-	5	15	43	32	95	2
10	Vague policies generally	1	6	51	204	313	575	15
11	Specific mention of bad policy	-	-	1	13	4	18	0
12	Too left	-	-	6	27	42	75	2
13	Too right	-	-	1	2	3	6	0
14	Other answers on policies	-	-	-	7	8	15	0
15	Voting system unfair	1	2	18	86	431	538	14
16	Boundary changes	-	-	3	5	11	19	0
17	Scared of change	2	4	23	111	94	234	6
18	Wasted vote	-	6	12	79	161	258	7

Card 1 columns 57-66 (continued)

		<u>5</u>	<u>4</u>	<u>3</u>	<u>2</u>	<u>1</u>	<u>Total</u>	
Value Labels:							<u>No</u>	<u>%</u>
19	Traitors	-	3	17	65	138	223	6
97	Other answer	1	3	11	22	118	155	4
98	Don't know at all	-	-	-	-	829	829	21
99	Not answered	-	-	-	-	16	16	0
Blank (=0= no further reason mentioned)		3948	3899	3658	2660	-		

Card 2 columns 8-15

If didn't vote 1983, why was that?

2/8-9 Q7B1 First reason mentioned
 2/10-11 Q7B2 Second reason mentioned
 2/12-13 Q7B3 Third reason mentioned
 2/14-15 Q7B4 Fourth reason mentioned

		<u>4</u>	<u>3</u>	<u>2</u>	<u>1</u>	<u>Total</u>	
Value Labels						<u>No</u>	<u>%</u>
0	Skipped (Q7B1 only)	+ 3955	+ 3950	+ 3926	3295	(3295)	(83)
1	Deliberately abstained	-	-	-	61	61	2
2	Work prevented me	-	1	-	54	55	1
3	Sickness prevented me	-	-	-	54	54	1
4	Away on election day	-	-	2	184	186	5
5	Other commitments; no time	-	-	5	37	42	1
6	Couldn't be bothered	-	-	9	85	94	2
7	Couldn't decide between parties or candidates	-	1	3	24	28	1
8	Wouldn't have affected result	-	2	9	37	48	1
9	Religious reasons	-	-	-	7	7	0
97	Other answer	-	1	1	45	47	1
98	Don't know	-	-	-	6	6	0
99	Not answered	-	-	-	66	66	2

+ see note IV

Card 2 columns 19-26

If voted 1983, if decided recently to vote the way you did, was there anything in particular that decided you?

2/19-20 Q8B1 First reason mentioned
 2/21-22 Q8B2 Second reason mentioned
 2/23-24 Q8B3 Third reason mentioned
 2/25-26 Q8B4 Fourth reason mentioned

Value Labels

		<u>4</u>	<u>3</u>	<u>2</u>	<u>1</u>	<u>Total</u> <u>No</u>	<u>%</u>
0	Skipped (Q8B1 only)	3951 ⁺	3903 ⁺	3677 ⁺	2646	(2646)	(67)
1	Local candidate	-	1	3	63	67	2
2	Local canvasser	-	-	2	5	7	0
3	Local policy or issue	-	-	1	11	12	0
4	Other "local" answer	-	-	-	17	17	0
5	Defence	-	6	11	74	91	2
6	Unemployment	1	2	13	69	85	2
7	Inflation/the economy	1	4	20	28	53	1
8	Health/social services	-	3	8	19	30	1
9	Nationalisation	-	-	4	2	6	0
10	Law and order	-	-	1	2	3	0
11	EEC	-	2	13	6	21	1
12	Falklands	-	-	7	32	39	1
13	Education	-	2	6	8	16	0
14	Housing	1	-	3	8	12	0
15	Pensions	-	-	1	4	5	0
16	Taxation	-	-	-	8	8	0
17	Unions/strikes	-	1	3	9	13	0
18	Cuts (public spending other than at code 8 or 13)	-	2	1	6	9	0

Card 2 columns 19-26 (continued)

		<u>4</u>	<u>3</u>	<u>2</u>	<u>1</u>	<u>Total</u>	
						<u>No</u>	<u>%</u>
Value Labels:							
19	Other specific policy/issue	-	1	4	13	18	0
20	Extremism	-	1	8	55	64	2
21	Party divisions/unity	-	-	8	48	56	1
22	Conservative party record/policies generally	-	3	33	143	176	4
23	Labour party record/policies generally	-	5	62	76	143	4
24	Alliance policies generally	-	4	11	45	60	2
25	Leadership/personalities	1	9	34	99	143	4
26	Time for a change	-	2	6	71	79	2
27	Not time for a change	-	2	10	36	48	1
28	Nothing in particular	-	-	-	224	224	6
97	Other answers	-	2	5	74	81	2
98	Don't know	-	-	-	14	14	0
99	Not answered	-	-	-	40	40	1

+ See note IV

FOR MARGINALS SEE e (11)

Card 2 columns 62-79 Card 3 columns 7-24Which of the qualities on this card would you say Mrs Thatcher (Mr Foot/Mr Jenkins/
Mr Steel) has?

Value Labels:

2/62	Q17A1,	2/71	Q17B1,	3/7	Q17C1,	3/16	Q17D1	1	Caring
2/63	Q17A2,	2/72	Q17B2,	3/8	Q17C2,	3/17	Q17D2	2	Determined
2/64	Q17A3,	2/73	Q17B3,	3/9	Q17C3,	3/18	Q17D3	3	Shrewd
2/65	Q17A4,	2/74	Q17B4,	3/10	Q17C4,	3/19	Q17D4	4	Likeable as a person
2/66	Q17A5,	2/75	Q17B5,	3/11	Q17C5,	3/20	Q17D5	5	Tough
2/67	Q17A6,	2/76	Q17B6,	3/12	Q17C6,	3/21	Q17D6	6	Listens to reason
2/68	Q17A7,	2/77	Q17B7,	3/13	Q17C7,	3/22	Q17D7	1	Decisive
2/69	Q17A8,	2/78	Q17B8,	3/14	Q17C8,	3/23	Q17D8	2	Sticks to principles
2/70	Q17A9,	2/79	Q17B9,	3/15	Q17C9,	3/24	Q17D9	0	None of these
								7	At least one quality
								8	Don't know
								9	Not answered

See Note IV

Marginals

Q17A9	0	None of these	44	(Thatcher)
	7	At least one quality	3889	
	8	Don't know	20	
	9	Not answered	2	
Q17B9	0	None of these	666	(Foot)
	7	At least one quality	3024	
	8	Don't know	259	
	9	Not answered	6	
Q17C9	0	None of these	438	(Jenkins)
	7	At least one quality	2570	
	8	Don't know	941	
	9	Not answered	6	
Q17D9	0	None of these	95	(Steel)
	7	At least one quality	3441	
	8	Don't know	414	
	9	Not answered	5	

Turn Overleaf/

Card 3 columns 49-60

Which party's views on defence (unemployment/inflation/the health and social services/nationalisation/law and order) would you say came closest to your own views?

3/49-50 Q20D1 Defence
 3/51-52 Q20D2 Unemployment
 3/53-54 Q20D3 Inflation
 3/55-56 Q20D4 Health and social services
 3/57-58 Q20D5 Nationalisation
 3/59-60 Q20D6 Law and order

<u>Defence</u>		Value Labels:		<u>Unemp</u>		<u>Inflation</u>		<u>Health & Social Service</u>		<u>Nationalisation</u>		<u>Law & Order</u>	
No.	%	No.	%	No.	%	No.	%	No.	%	No.	%	No.	%
84	2	00	None	131	3	78	2	73	2	96	2	89	2
2015	51	1	Conservative	1153	29	2183	54	977	25	1664	42	2179	55
756	19	2	Labour	1584	40	831	21	1810	46	985	25	714	18
330	8	3	Alliance	361	9	254	6	370	9	278	7	246	6
169	4	4	Liberal	203	5	146	4	194	5	123	3	138	3
102	3	5	Social Democratic	103	3	68	2	103	3	79	2	63	2
6	0	6	SNP	4	0	2	0	2	0	4	0	1	0
1	0	7	Plaid Cymru	-	0	1	0	1	0	1	0	1	0
-	-	8	Ecology party	-	-	-	-	-	-	-	-	-	-
-	-	9	National Front	1	-	1	0	1	0	1	0	2	0
1	0	10	Communist party	1	0	1	0	-	-	1	0	-	-
2	0	97	Other party	1	0	1	0	1	0	1	0	1	0
478	12	98	Don't know	398	10	419	11	406	10	705	18	505	13
11	0	99	Not answered	15	0	15	0	17	0	17	0	16	0

Card 3 columns 62-69

If there are any other things [besides the six issues on the card] that were at least as important as these were to you in deciding about voting. Which are they?

3/62-63 Q20F1 First additional issue
 3/64-65 Q20f2 Second additional issue
 3/66-67 Q20F3 Third additional issue
 3/68-69 Q20F4 Fourth additional issue

	<u>4</u>	<u>3</u>	<u>2</u>	<u>1</u>	<u>Total</u>	
					<u>No</u>	<u>%</u>

Value Labels:

0	Skipped (Q20F1 only)	3954	3945	3858	3096	(3096)	(78)
1	Repeat of one of the six main issues listed at Q20A1-Q20A6	-	-	18	72	90	2
2	EEC	-	-	5	102	107	3
3	Falklands	-	-	2	18	20	1
4	Education	-	1	13	154	168	4
5	Housing	-	-	10	38	48	1
6	Pensions	-	1	4	51	56	1
7	Taxation	-	1	5	36	42	1
8	Unions/strikes	-	1	4	31	36	1
9	Leadership/personalities	-	-	1	72	73	2
10	Other specific national issue	1	3	20	112	136	3
11	Scottish/Welsh interests	-	1	1	12	14	0
12	Local issues/policy	-	1	5	15	21	1
13	The candidate	-	1	2	27	30	1
14	Other "local" answer	-	-	1	3	4	0
97	Other	-	-	6	110	116	3
98	Don't know	-	-	-	3	3	0
99	Not answered	-	-	-	3	3	0

Scale QuestionsFOR MARGINALS SEE h (11), i, j, k, L

<u>Card 4 columns 11-22</u>	Q24A-D
<u>Card 4 columns 31-42</u>	Q28A-D
<u>Card 4 columns 52-63</u>	Q31A-D
<u>Card 5 columns 7-18</u>	Q36A-D
<u>Card 5 columns 27-38</u>	Q41A-D
<u>Card 5 columns 60-80</u>	Q46A-C
<u>Card 6 columns 7-15</u>	Q46H-J

("X" used in questionnaire has been converted into "-" (minus))

Value Labels:

4/11-22	Q24A-D	Nuclear weapons	-10 Get rid of nuclear weapons 0 Mid point 10 Increase nuclear weapons See below for additional labels
4/31-42	Q28A-D	Unemployment or inflation	-10 Back to work 0 Mid point 10 Prices down See below for additional labels
4/52-63	Q31A-D	Tax, health and social services	-10 Services up 0 Mid point 10 Taxes down See below for additional labels
5/7-18	Q36A-D	Nationalise or denationalise	-10 Nationalise 0 Mid point 10 Privatise See below for additional labels

Additional Value Labels: Q24A-D, Q28A-D, Q31A-D and Q36A-D.

95 Not used but reason give	96 Refused
97 To right of 10	-97 To left of -10
98 Don't know	99 Not answered

Scale Questions (continued)

("X" used in questionnaire has been converted into "-" (minus))

			Value Labels
5/27-38	Q41A-D	Law and order	-10 Protect rights 0 Mid point 10 Cut crime See below for additional labels
5/60-80	Q46A-G	Left or right	-10 Left 0 Mid point 10 Right 90 Skipped (Q46E and Q46F only) See below for additional labels
6/7-15	Q46H-J	Left or right	-10 Left 0 Mid point 10 Right 90 Skipped 94 Too young to vote or comment 95 Not asked but reason given 96 Refused 98 Don't know 99 Not answered 100 Same box on scale

Additional Value Labels: Q41A-D and Q46A-G.

95 Not asked but reason given
96 Refused
97 To right of 10
-97 To left of -10
98 Don't know
99 Not answered

	Q24A-D				Defence			
	411-13		414-16		417-19		420-22	
	No	<u>Self</u> %	No	<u>Con</u> %	No	<u>Lab</u> %	No	<u>All</u> %
-97	-	-	-	-	-	-	-	-
-10	547	14	53	1	1698	43	182	5
-9	37	1	5	0	152	4	32	1
-8	51	1	8	0	278	7	39	1
-7	55	1	11	0	259	7	61	2
-6	76	2	14	0	222	6	75	2
-5	147	4	21	1	271	7	204	5
-4	98	2	20	1	118	3	105	3
-3	134	3	18	0	86	2	162	4
-2	94	2	21	1	68	2	170	4
-1	92	2	19	0	51	1	125	3
00	1262	32	440	11	311	8	1375	35
1	137	3	101	3	16	0	102	3
2	132	3	166	4	20	1	90	2
3	160	4	204	5	20	1	78	2
4	119	3	217	5	11	0	46	1
5	211	5	361	9	11	0	66	2
6	79	2	248	6	13	0	22	1
7	45	1	198	5	5	0	17	0
8	35	1	211	5	2	0	21	1
9	12	0	88	2	8	0	5	0
10	328	8	1297	33	64	2	74	2
97	-	-	-	-	-	-	-	-
95	24	1	24	1	24	1	22	1

	Q24A-D				Defence			
	411-13		414-16		417-19		420-22	
	No	<u>Self</u> %	No	<u>Con</u> %	No	<u>Lab</u> %	No	<u>All</u> %
96	7	0	7	0	7	0	9	0
98	71	2	211	5	238	6	871	22
99	2	0	2	0	2	0	2	0

See page h (1) for value labels

Q28A-D

Uemployment/inflations

	431-33		434-36		437-39		440-42	
	No	<u>Self</u> %	No	<u>Con</u> %	No	<u>Lab</u> %	No	<u>All</u> %
-97	-	-	-	-	-	-	-	-
-10	1643	42	348	9	1827	46	690	17
-9	95	2	34	1	177	4	50	1
-8	98	2	42	1	251	6	84	2
-7	116	3	72	2	308	8	141	4
-6	104	3	58	1	188	5	148	4
-5	130	3	75	2	204	5	204	5
-4	86	2	51	1	94	2	158	4
-3	96	2	72	2	92	2	188	5
-2	82	2	70	2	48	1	168	4
-1	71	2	66	2	65	2	98	2
00	713	18	678	17	275	7	1076	27
1	30	1	59	1	13	0	38	1
2	53	1	90	2	23	1	49	1
3	50	1	137	3	21	1	40	1
4	64	2	143	4	13	0	28	1
5	81	2	218	6	11	0	33	1
6	50	1	190	5	17	0	14	0
7	35	1	164	4	11	0	9	0
8	31	1	155	4	9	0	15	0
9	13	0	73	2	4	0	6	0
10	237	6	958	24	97	2	97	2
97	-	-	-	-	-	-	-	-

Q28A-D

Uemployment/inflations (continued)

	431-33		434-36		437-39		440-42	
	No	<u>Self</u> %	No	<u>Con</u> %	No	<u>Lab</u> %	No	<u>All</u> %
95	28	1	29	1	29	1	29	1
96	11	0	11	0	11	0	13	0
98	36	1	160	4	165	4	576	15
99	2	0	2	0	2	0	3	0

See page h (1) for value labels

Q31A-D

Taxation + health and social services

	452-54		455-57		458-60		461-63	
	No	<u>Self</u> %	No	<u>Con</u> %	No	<u>Lab</u> %	No	<u>All</u> %
-97	-	-	-	-	1	0	-	-
-10	510	13	255	6	943	24	248	6
-9	41	1	18	0	123	3	14	0
-8	69	2	31	1	219	6	51	1
-7	112	3	58	1	295	7	103	3
-6	140	4	54	1	274	7	120	3
-5	207	5	75	2	331	8	245	6
-4	140	4	46	1	197	5	154	4
-3	178	5	67	2	157	4	240	6
-2	183	5	68	2	133	3	278	7
-1	139	4	57	1	77	2	143	4
00	1418	36	648	16	456	12	1193	30
1	61	2	111	3	38	1	66	2
2	94	2	203	5	42	1	50	1
3	68	2	242	6	44	1	49	1
4	59	1	214	5	30	1	22	1
5	77	2	241	6	51	1	32	1
6	59	1	212	5	28	1	15	0
7	25	1	160	4	15	0	14	0
8	20	0	129	3	19	0	6	0
9	16	0	46	1	14	0	12	0
10	198	5	753	19	145	4	88	2
97	-	-	-	-	-	-	-	-
95	29	1	30	1	31	1	31	1

Q31A-D Taxation + health and social services (continued)

	452-54		455-57		458-60		461-63	
	No	<u>Self</u> %	No	<u>Con</u> %	No	<u>Lab</u> %	No	<u>All</u> %
96	11	0	10	0	10	0	11	0
98	96	2	224	6	277	7	765	19
99	5	0	3	0	5	0	5	0

See page h (1) for value labels

Q36A-D Nationalise or denationalise

	507-09		510-12		513-15		516-18	
	No	<u>Self</u> %	No	<u>Con</u> %	No	<u>Lab</u> %	No	<u>All</u> %
-97	-	-	-	-	2	0		
-10	271	7	173	4	1722	44	147	4
-9	21	1	15	0	102	3	4	0
-8	23	1	17	0	202	5	26	1
-7	41	1	33	1	237	6	35	1
-6	51	1	25	1	191	5	56	1
-5	78	2	33	1	203	5	101	3
-4	53	1	24	1	102	3	82	2
-3	50	1	22	1	122	3	96	2
-2	53	1	27	1	74	2	107	3
-1	56	1	9	0	57	1	98	2
00	1060	27	214	5	273	7	1597	40
1	57	1	34	1	20	1	91	2
2	102	3	61	2	23	1	113	3
3	146	4	88	2	27	1	96	2
4	124	3	108	3	21	1	51	1
5	217	5	221	6	25	1	60	2
6	123	3	190	5	17	0	33	1
7	87	2	177	4	14	0	21	1
8	94	2	244	6	14	0	11	0
9	37	1	117	3	4	0	9	0
10	919	23	1757	44	90	2	102	3
97	2	0	2	0	-	-		
95	32	1	32	1	32	1	32	1

Q36A-D Nationalise or denationalise (continued)

	507-09		510-12		513-15		516-18	
	No	<u>Self</u> %	No	<u>Con</u> %	No	<u>Lab</u> %	No	<u>All</u> %
96	10	0	10	0	11	0	11	0
98	245	6	318	8	366	9	971	25
99	3	0	4	0	4	0	5	0

See page h (1) for value labels

	Q41A-D Law and Order							
	527-29 <u>Self</u>		530-32 <u>Con</u>		533-35 <u>Lab</u>		536-38 <u>All</u>	
	No	%	No	%	No	%	No	%
-97	-	-	-	-	-	-	-	-
-10	241	6	188	5	401	10	135	3
-9	16	0	18	0	35	1	7	0
-8	29	1	27	1	84	2	18	0
-7	32	1	26	1	128	3	35	1
-6	45	1	43	1	156	4	47	1
-5	70	2	64	2	221	6	83	2
-4	34	1	47	1	163	4	65	2
-3	47	1	50	1	209	5	89	2
-2	47	1	56	1	186	5	167	4
-1	39	1	41	1	105	3	109	3
00	1130	29	754	19	794	20	1246	32
1	83	2	89	2	75	2	118	3
2	142	4	141	4	94	2	147	4
3	159	4	196	5	88	2	135	3
4	148	4	193	5	62	2	76	2
5	199	5	253	6	88	2	81	2
6	148	4	228	6	64	2	62	2
7	107	3	137	3	32	1	38	1
8	116	3	170	4	45	1	38	1
9	42	1	58	1	19	0	12	0
10	939	24	732	19	314	8	265	7
97	-	-	-	-	-	-	-	-
95	34	1	34	1	34	1	34	1

Q41A-D Law and Order (continued)

	527-29		530-32		533-35		536-38	
	No	<u>Self</u> %	No	<u>Con</u> %	No	<u>Lab</u> %	No	<u>All</u> %
96	11	0	11	0	11	0	12	0
98	95	2	396	10	544	14	932	24
99	2	0	3	0	3	0	4	0

See page h (1) for value labels

Q46A-J Left Right Scale (Communist/National Front Party)

	560-62		63-65		66-68		69-71		72-74		75-77 Plaid Cymru		78-80 Self		607-09 Self 4 yrs ago		10-12 Con (Heath)		13-15 Lab (Call)	
	Con		Lab		Lib		SDP		SNP		F		G		H		I		J	
	A	B	C	D	E	F	G	H	I	J	K	L	M	N	O	P	Q	R	S	T
-97	-	-	-	-	-	-	-	-	-	-	-	-	-	-	-	-	-	-	-	-
-10	50	1	243	6	44	1	45	1	11	0	3	0	69	2	4	0	13	0	12	0
-9	10	0	68	2	8	0	5	0	1	0	1	0	13	0	3	0	3	0	3	0
-8	17	0	165	4	15	0	21	1	4	0	2	0	29	1	2	0	1	0	12	0
-7	26	1	284	7	18	0	25	1	6	0	3	0	21	1	7	0	3	0	18	0
-6	16	0	328	8	30	1	33	1	1	0	2	0	42	1	9	0	8	0	34	1
-5	38	1	466	12	48	1	68	2	8	0	4	0	78	0	9	0	9	0	68	2
-4	39	1	335	8	53	1	70	2	13	0	7	0	54	1	10	0	17	0	144	4
-3	48	1	332	8	76	2	187	5	11	0	5	0	83	2	14	0	18	0	255	6
-2	69	2	243	6	149	4	272	7	17	0	12	0	93	2	15	0	26	1	313	8
-1	60	2	155	4	189	5	343	9	10	0	3	0	100	3	25	1	38	1	184	5
00	1385	35	511	13	1756	44	1383	35	124	3	78	2	2130	54	43	1	233	6	359	9
1	199	5	39	1	238	6	150	4	16	0	9	0	152	4	12	0	137	3	41	1
2	251	6	62	2	193	5	137	3	20	1	7	0	123	3	11	0	153	4	22	1
3	284	7	41	1	128	3	90	2	12	0	9	0	114	3	20	1	123	3	27	1
4	211	5	38	1	72	2	59	1	11	0	5	0	85	2	8	0	70	2	7	0
5	259	7	32	1	61	2	52	1	10	0	5	0	93	2	14	0	46	1	12	0
6	160	4	34	1	31	1	33	1	7	0	4	0	54	1	8	0	22	1	11	0
7	70	2	14	0	19	0	22	1	5	0	6	0	28	1	6	0	6	0	2	0
8	75	2	17	0	18	0	14	0	1	0	3	0	23	1	3	0	8	0	1	0
9	28	1	10	0	9	0	12	0	5	0	-	-	14	0	2	0	6	0	6	0
10	102	3	34	1	40	1	47	1	12	0	6	0	74	2	6	0	7	0	2	0
97	-	-	-	-	-	-	-	-	-	-	-	-	1	0	-	-	-	-	-	-

Q46A-J Left Right Scale (Communist/National Front Party) (continued)

	560-62	63-65	66-68	69-71	72-74	75-77	78-80	607-09	10-12	13-15
	<u>Con</u>	<u>Lab</u>	<u>Lib</u>	<u>SDP</u>	<u>SNP</u>	<u>Plaid Cymru</u>	<u>Self</u>	<u>Self 4 yrs ago</u>	<u>Con (Heath)</u>	<u>Lab (Call)</u>
	A	B	C	D	E	F	G	H	I	J
100	- -	- -	- -	- -	- -	- -	- -	2982 75	2071 52	1590 40
94	- -	- -	- -	- -	- -	- -	- -	35 1	34 1	34 1
95	35 1	35 1	35 1	35 1	4 0	1 0	35 1	- -	- -	- -
96	17 0	17 0	18 0	18 0	1 0	3 0	19 0	- -	- -	- -
98	500 13	445 11	696 18	816 21	87 2	31 1	393 10	199 5	310 8	291 7
99	6 0	7 0	11 0	18 4	5 0	3 0	35 1	26 1	35 1	33 1
90	- -	- -	- -	- -	355 3	374 3		482(12)	558(14)	504(13)

see page h (i) for value labels

Card 5 columns 48-59

Finally on election issues, I want to ask about some changes that have been happening in Britain over the years. For each one I read out can you say whether you think it has gone too far, not gone far enough, or it is about right.

5/48	Q45A	Welfare benefits
5/49	Q45B	Equal opportunities for women
5/50	Q45C	Nudity and sex in the media
5/51	Q45D	Government spending on education
5/52	Q45E	Building of nuclear power stations
5/53	Q45F	Right to have demonstrations
5/54	Q45G	Equal opportunities for blacks and Asians in Britain
5/55	Q45H	Sale of council houses to tenants
5/56	Q45I	Comprehensive school movement
5/57	Q45J	Cutting immigration from the Commonwealth
5/58	Q45K	Government support for public transport
5/59	Q45L	Abortion on NHS

Value Labels:

1	Gone too far
2	About right
3	Not gone far enough
8	Don't know
9	Not mentioned

Q.45

		1 Gone too far	2 About right	3 Not gone far enough	8 Don't know	9 NA
548	Welfare benefits	No. 731 % 18	1919 49	1103 28	180 5	22 1
549	Equal opportunities for women	No. 359 % 9	2207 56	1224 31	148 4	17 0
550	Nudity and sex in the media	No. 2436 % 62	1195 30	166 4	140 4	18 0
551	Government spending on education	No. 132 % 3	1093 28	2522 64	187 5	21 1
552	Building nuclear power stations	No. 1175 % 30	1926 49	345 9	490 12	19 0
553	Right to have demonstrations	No. 1282 % 32	2345 59	131 3	176 4	21 1
554	Equal opportunities for blacks and Asians in Britain	No. 726 % 18	1945 49	1012 26	254 6	18 0
555	Sale of council houses to tenants	No. 481 % 12	2487 63	794 20	177 4	16 0
556	Comprehensive school movement	No. 1074 % 27	1979 50	526 13	356 9	20 1
557	Cutting immigration from Commonwealth	No. 487 % 12	1737 44	1310 33	395 10	26 1

Q.45

		1 Gone too far	2 About right	3 Not gone far enough	8 Don't know	9 NA
558	Government support for public transport	No. 220 % 6	1735 44	1555 39	429 11	16 0
559	Abortion on NHS	No. 1043 % 26	1816 46	428 11	648 16	20 1

Q.56 Age (757-58)

	No.	%
18	85	2
19-24	476	12
25-34	742	19
35-44	717	18
45-54	632	16
55-59	303	8
60-64	293	7
65-74	442	11
75-80	164	4
81+	81	2
(99) NA	20	1

Q.59A Age left school (807-08)

	No.	%		
00 No school	3	100	3	
9	1			
10	1			
11	4			
12	15			
13	76			
14	1075			27
15	1019			26
16	954			24
17	324			8
18	415	10		
19	46	1		
20	7	13	0	
21	4			
22	2			
98	2	0		
99	7	0		

Q.57c Months unemployed (760-61)

	No.	%
3-5	99	3
6	47	1
7-11	78	2
12	70	2
13-17	43	1
18	24	1
19-23	13	0
24	54	1
25-29	9	0
30	18	0
31-35	9	0
36	35	1
37-47	5	0
48	14	0
49-59	6	0
60	25	1
99	9	0
Skipped	3397	86

Q.65F No in household (851-52)

	No.	%
1	396	10
2	1200	30
3	849	21
4	932	24
5	372	9
6	110	3
7	41	1
8	13	0
9	3	0
10	2	0
11	1	0
12	3	0
99	9	0
Blank	24	1

Turn overleaf/

Q65G No in household under age 16

-1	24	(Skipped)
0	2461	
1	655	
2	564	
3	151	
4	33	
5	6	
6	2	
8	2	
9	57	(Not answered)

<u>Duration of interview</u>	(862-64)			<u>Month of interview</u> (867-68)	
	No.	%		No.	%
20-29	5	0	07	2883	73
30	14	0	08	795	20
31-39	54	1	09	241	6
40	138	3	10	35	1
41-44	38	1			
45	289	7	99	1	0
46-49	66	2			
50	410	10			
51-54	74	2			
55	441	11			
56-59	68	2			
60	631	16			
61-64	62	2			
65	394	10			
66-69	48	1			
70	323	8			
71-74	31	1			
75	262	7			
76-79	16	0			
80	167	4			
81-84	13	0			
85	96	2			
86-89	7	0			
90	110	3			
91-94	7	0			
95	43	1			
96-99	3	0			
100	41	1			
101-110	53	1			
111-120	26	1			
120-170	18	0			
NA	7	0			
Mean	62.8				

CONSTRUCTION OF WEIGHT

<u>Region</u>	<u>Issued</u>	<u>Achieved</u>	<u>Weight</u> <u>=Issued x 3955</u> <u>Achieved x 6000</u>	<u>Weighted</u> <u>Totals (%)</u>	
		z			
001-013	Wales	312 (5.2)	212	0.970	205.640 (5.2)
101-114	North	336 (5.6)	229	0.967	221.443 (5.6)
161-183	Scotland	552 (9.2)	402	0.905	363.810 (9.2)
201-230	North West	720(12.0)	496	0.957	474.672(12.0)
301-323	Yorks/Humb	552 (9.2)	408	0.892	363.936 (9.2)
401-423	West Midlands	552 (9.2)	386	0.943	363.998 (9.2)
501-517	East Midlands	408 (6.8)	268	1.004	269.072 (6.8)
601-609	East Anglia	216 (3.6)	141	1.010	142.410 (3.6)
701-720	South West	480 (8.0)	285	1.110	316.350 (8.0)
801-847	South East	1128(18.8)	708	1.050	743.400(18.8)
901-931	GLC	744(12.4)	420	1.168	490.560(12.4)
		(100.0)			
TOTAL		6000	3955	1.517	3955.291(100.0)

Note I

Constituencies Sampled

The sample for the survey was drawn on the basis of the constituency boundaries that existed before the completion of the third periodic review of boundaries in 1983. This constituency is indicated by the variable AREANO. The new constituency within which a respondent was eligible to vote at the 1983 election is shown by the variable PANO and follows the Press Association numbering scheme for these constituencies. Details of the Press Association scheme can be found, *inter alia*, in the BBC/ITN Guide to the New Parliamentary Constituencies (Chichester: Parliamentary Research Services, 1983). The details of the AREANO codes are as follows:

Region: Wales

Area Number	Old Constituency
001	Cardiff West
002	Swansea West
003	Denbigh
004	West Flint
005	Barry
006	Monmouth
007	Brecon and Radnor
008	East Flint
009	Pontypridd
010	Llanelli
011	Neath
012	Aberdare
013	Rhondda

Region: North

101	Newcastle Central
102	Sunderland North
103	Sunderland South
104	Darlington
105	Newcastle West
106	Hartlepool
107	Jarrow
108	North West Durham
109	Workington
110	Whitehaven
111	Barrow in Furness
112	Bishop Auckland
113	Cleveland and Whitby

Penrith and The Border

Region: North West

201	Altrincham and Sale
202	Liverpool Edgehill
203	Wallasey
204	Liverpool Toxteth
205	Blackburn
206	Liverpool West Derby
207	Liverpool Walton
208	Bootle
209	Warrington
210	St Helens
211	Eccles
212	Huyton
213	Bolton West
214	Preston North
215	Liverpool Garston
216	Cheadle
217	Hazel Grove
218	South Fylde
219	North Fylde
220	Morecambe and Lonsdale
221	Darwen
222	Chester
223	Nantwich
224	Bebington and Ellesmere Port
225	Heywood and Royton
226	Rossendale
227	Westhoughton
228	Stalybridge and Hyde
229	Widnes
230	Leigh

Region: Yorkshire and Humberside

301	Sheffield Hillsborough
302	Kingston upon Hull Central
303	York
304	Huddersfield West
305	Leeds West
306	Doncaster
307	Leeds East
308	Rotherham
309	Hemsworth
310	Barnsley
311	Rother Valley
312	Don Valley
313	Wakefield
314	Dewsbury
315	Halifax
316	Brigg and Scunthorpe

317	Colne Valley
318	Sheffield Hallam
319	Scarborough
320	Louth
321	Haltemprice
322	Ripon
323	Skipton

Region: West Midlands

401	Birmingham Hall Green
402	Birmingham Erdington
403	West Bromwich East
404	Birmingham Stechford
405	Walsall North
406	Birmingham Small Heath
407	Warley East
408	Coventry North West
409	Coventry North East
410	Warley West
411	Dudley West
412	Solihull
413	Ludlow
414	Stratford on Avon
415	Shrewsbury
416	Kidderminster
417	Worcester
418	Bromsgrove and Redditch
419	Burton
420	Lichfield
421	Meriden
422	Rugby
423	Newcastle under Lyme

Region: East Midlands

501	Leicester East
502	Nottingham North
503	Lincoln
504	Nottingham West
505	Leicester West
506	Chesterfield
507	Ilkeston
508	Mansfield
509	Kettering
510	Bosworth
511	High Peak
512	Wellingborough
513	Grantham
514	Daventry
515	Rutland and Stamford
516	Melton
517	Harborough

Region: East Anglia

601	Ipswich
602	Norwich South
603	Isle of Ely
604	Huntingdonshire
605	Sudbury and Woodbridge
606	North Norfolk
607	South Norfolk
608	Yarmouth
609	North West Norfolk

Region: South West

701	Bristol North East
702	Plymouth Drake
703	Bournemouth East
704	Torbay
705	Bath
706	Exeter
707	Swindon
708	West Gloucestershire
709	South Gloucestershire
710	South Dorset
711	North Somerset
712	Falmouth and Camborne
713	Yeovil
714	Weston Super Mare
715	Cirencester and Tewkesbury
716	Christchurch
717	Tiverton
718	Salisbury
719	Totnes
720	Chippenham

Region: South East

801	Southend West
802	Southend East
803	Southampton Test
804	Luton West
805	Southampton Itchen
806	Oxford
807	Brighton Kempton
808	Spelthorne
809	Hastings
810	Worthing
811	Chelmsford
812	Newbury
813	Petersfield
814	Farnham
815	Esher
816	Chichester

817	East Surrey
818	Henley on Thames
819	Epsom and Ewell
820	New Forest
821	Lewes
822	Saffron Walden
823	Guildford
824	Reigate
825	Winchester
826	Canterbury
827	Sevenoaks
828	Chertsey and Walton
829	South East Essex
830	Thanet West
831	Reading South
832	Maldon
833	Mid Bedfordshire
834	Wycombe
835	Basingstoke
836	East Hertfordshire
837	South West Hertfordshire
838	Banbury
839	Braintree
840	South Hertfordshire
841	Buckingham
842	Horsham and Crawley
843	Dover and Deal
844	Gravesend
845	Dartford
846	Thurrock
847	Welwyn and Hatfield

Region Greater London

901	Greenwich, Woolwich East
902	Southwark, Bermondsey
903	Wandsworth, Tooting
904	Hackney Central
905	Camden, St Pancras Heath
906	Lambeth Central
907	Merton, Mitcham and Morden
908	Lewisham East
909	Newham North West
910	Hammersmith, Fulham
911	Lambeth, Norwood
912	Haringey, Wood Green
913	Redbridge, Ilford South
914	Camden, Holborn
915	City of Westminster, Paddington
916	Tower Hamlets, Bethnal Green and Bow
917	Bexley, Bexleyheath
918	Croyden North East
919	Sutton, Carshalton
920	Merton, Wimbledon
921	Kingston upon Thames, Kingston
922	Enfield, Southgate

923	City of London and Westminster South
924	Sutton, Sutton and Cheam
925	Bromley, Ravensbourne
926	Bexley, Sidcup
927	Havering, Romford
928	Hillingdon, Uxbridge
929	Havering, Hornchurch
930	Hounslow, Feltham and Heston
931	Havering, Upminster

Region: Scotland

161	Edinburgh Central
162	Glasgow Cathcart
163	Greenock and Port Glasgow
164	Paisley
165	Glasgow Springburn
166	Glasgow Provan
167	Stirling, Falkirk and Grangemouth
168	Dundee East
169	Edinburgh West
170	Kinross and West Perthshire
171	Perth and East Perthshire
172	West Aberdeenshire
173	Inverness
174	Dumfries
175	Ayr
176	Clackmannan and Stirling East
177	Berwick and East Lothian
178	Midlothian
179	West Dunbartonshire
180	Central Dunbartonshire
181	Bothwell
182	West Lothian
183	Central Fife

In this list region refers to standard region as defined by the Registrar General on the basis of the pre-1974 local government boundaries. The variable REGION indicates the standard region on the basis of the post-1974 local government boundaries

Note II

Census Ward Codes

This code identifies the local authority ward in which the respondent lives. It is based on the coding scheme of wards used in the production of 1981 Census statistics by OPCS and GRO(S), and is designed to enable users of the data set to match for each respondent information from the 1981 Census on the ward in which respondents were living.

The coding schemes for England and Wales, and for Scotland are separate. The English and Welsh scheme is a four digit letter code. Details of the coding scheme are to be found in 1981 Census User Guide 2 available from OPCS. The Scottish code is a five letter numeric code. Details of its construction can be obtained from GRO(S).

The local authority wards used in England and Wales are those that were in existence on census day 1981. In some cases local authority ward boundaries were revised between 1981 and the time of the creation of the 1983 electoral register from which the sample was drawn. These codes were identified on the basis of information supplied by OPCS and details of the ward in which each of the polling districts concerned was located in 1981 were obtained from the relevant local authority.

The local authority wards used in Scotland are those that were used in the district council elections in May 1984. Again, in some cases, these differ from those used in the creation of the 1983 electoral register. These were identified from details of the schedule of ward boundary changes published in J Bochel and D Denver, The Scottish District Elections 1980 (Dundee: University of Dundee, 1980), and information on the 1984 wards in which each polling district was placed was obtained from the relevant regional council.

It should be noted that in acquiring information from each local authority, an attempt was only made to obtain information on the ward within which each polling district lay. In a small number of cases a polling district lay in more than one ward in 1981/4. In such cases no attempt was made to identify in which of the wards each of the respondents lay; the ward code only identifies the ward in which the largest portion of the polling district covered in the sample lay.

Note III

Occupational and Class Data

Each occupation on which information was collected is coded according to the 1980 Classification of Occupations (HMSO, 1980) and to the 1970 Classification of Occupations (HMSO, 1970).

Note, however, that in the case of the 1980 scheme, the representation of occupation group differs from the practice in the 1980 Classification of Occupations. All codes ending in .1 to .9 are represented as .01 to .09. Codes -.1 and -.2 are represented as 999.01 and 999.02. This affects variables Q48A1, Q53A1 and Q55A1.

The Goldthorpe-Llewellyn class schema is based on the 1970 classification. For further details of its construction see J Goldthorpe, Social Mobility and Class Structure in Modern Britain (Oxford: Clarendon Press, 1980) and J Goldthorpe and K Hope, The Social Grading of Occupations (Oxford: Clarendon Press, 1974).

The Goldthorpe-Heath class schema is a revision of the Goldthorpe-Llewellyn classification which makes use of the increased precision of the 1980 classification. Further details of its construction are available from the authors.

The industry class (Q48F, Q53G, Q55G) uses the coding scheme of the Standard Industrial Classification: Revised 1980 (HMSO, 1979).

Note IV

Noughts with Multiple Meaning

There are a number of variable where noughts can arise for a number of different reasons. Users of the data set may, in certain circumstances, wish to recode the data in order to distinguish between these different reasons.

1 Multi-coded 'close-ended' questions

Q2H There are four reasons for a nought.

- (a) Q2H skipped (ie Q2G not equal 1, or respondent lives outside Scotland/Wales (as appropriate) in the case of Q2H6 and Q2H7).
- (b) That particular party did not call, and respondent was able to name at least one other party that did.
- (c) Respondent unable to recall party(ies) of canvasser(s) (ie Q2H8 equal 2).
- (d) Respondent did not answer Q2H although said a canvasser did call (ie Q2H8 equal 9).

Q17A1-Q17A8, Q17B1-Q17B8, Q17C1-Q17C8, Q17D1-Q17D8. There are three reasons for a nought.

- (a) Respondent did not say that leader had the particular quality
- (b) Respondent did not know which qualities leader did or did not have (ie Q17A9/Q17B9/Q17C9/Q17D9 (as appropriate) equal 8).
- (c) Respondent did not answer question (ie Q17A9/Q17B9/Q17C9/Q17D9 equal 9).

Q58 There are two reason for a nought

- (a) Respondent did not receive that benefit
- (b) Respondent did not answer question (ie Q58N equal 9).

Q62 There are two reasons for a nought

- (a) Respondent did not acquire that qualification
- (b) Respondent did not answer question (ie Q62S equal 9).

2 'Non-skipped' open-ended questions

Q3A, Q3B There are three reasons for a blank in the second, third, fourth and fifth reason variables on these questions

- (a) Respondent gave at least one reason in response to question, but did not give a second, third, etc.
- (b) Respondent unable to give a reason (Q3A1/Q3B1 as appropriate) equal 98).
- (c) Respondent did not answer question (Q3A1/Q3B1 equal 99).

3 'Skipped' open-ended questions

Q7B, Q8B Nought only means skipped in the case of the first reason variable on these questions. In the case of the second and subsequent reason variables there are four reasons for a nought.

- (a) Q7B/Q8B (as appropriate) skipped (ie Q7A not equal 1 or Q8A not equal 2, 3 or 4).
- (b) Respondent gave at least one reason in response to question, but did not give a second, third, etc.
- (c) Respondent unable to give a reason (Q7B1/Q8B1 equal 98).
- (d) Respondent did not answer question (Q7B1/Q8B1 equal 99).

Q20F Same structure as above. Question skipped if Q20B not equal 1.